

American Funds® Portfolio Series

Prospectus
January 1, 2024



	Class	A	C	T	F-1	F-2	F-3	529-A	529-C	529-E	529-T	529-F-1	529-F-2
American Funds® Global Growth Portfolio		PGGAX	GGPCX	TPGGX	PGGFX	PGWFX	PGXFX	CPGAX	CPGCX	CGGEX	TGPPX	CGGFX	FGGPX
American Funds® Growth Portfolio		GWPAX	GWPCX	TGGPX	GWPFX	GWPEX	GWPDX	CGPAX	CGPCX	CGPEX	TPGTX	CGPFX	FGPGX
American Funds® Growth and Income Portfolio		GAI0X	GAITX	TGXIX	GAIFX	GAIEX	GAIHX	CGNAX	CGNCX	CGNEX	TGGGX	CGNFX	FGGIX
American Funds® Moderate Growth and Income Portfolio		BLPAX	BLPCX	TBBPX	BLPFX	BLPEX	BLPDX	CBAAX	CBPCX	CBAEX	TBPBX	CBAFX	FBBPX
American Funds® Conservative Growth and Income Portfolio		INPAX	INPCX	TTPPX	INPFX	INPEX	INPDX	CIPAX	CIPCX	CIPEX	TTPPX	CIPFX	FITPX
American Funds® Tax-Aware Conservative Growth and Income Portfolio		TAIAX	TAICX	TATAX	TAIFX	TXIFX	TYIFX	N/A	N/A	N/A	N/A	N/A	N/A
American Funds® Preservation Portfolio		PPVAX	PPVCX	TTPPX	PPVFX	PPEFX	PPFFX	CPPAX	CPPCX	CPPEX	TPAPX	CPPFX	FPPPX
American Funds® Tax-Exempt Preservation Portfolio		TEPAX	TEPCX	TTEPX	TEPFX	TXEFX	TYEFX	N/A	N/A	N/A	N/A	N/A	N/A
	Class	529-F-3	ABLE-A	ABLE-F-2	R-1	R-2	R-2E	R-3	R-4	R-5E	R-5	R-6	
American Funds Global Growth Portfolio		FGPPX	CGGGX	CGHGX	RGGAX	RGGBX	REBGX	RGLCX	RGGEX	RGTFX	RGGFX	RGGGX	
American Funds Growth Portfolio		FPGGX	CGQGX	CGRGX	RGWAX	RGWBX	RBGEX	RGPCX	RGWEX	RGSEFX	RGWFX	RGWGX	
American Funds Growth and Income Portfolio		FGIIX	CGNGX	CGLGX	RGNAX	RGNBX	RBEGX	RAICX	RGNEFX	RGQFX	RGNFX	RGNGX	
American Funds Moderate Growth and Income Portfolio		FPPBX	CBAGX	CBBGX	RBAAX	RBABX	RBBEX	RBACX	RBAEX	RGPFX	RBAFX	RBAGX	
American Funds Conservative Growth and Income Portfolio		FPTPX	CIPGX	CIQGX	RNCAX	RINBX	RNBEX	RNCCX	RINEX	RGOFX	RINFX	RINGX	
American Funds Tax-Aware Conservative Growth and Income Portfolio		N/A	N/A	N/A	N/A	N/A	N/A	N/A	N/A	N/A	N/A	N/A	
American Funds Preservation Portfolio		FPPPX	CPPGX	CPQGX	RPPVX	RPPBX	RPBEX	RPPCX	RPPEX	RGMFX	RPPFX	RPPGX	
American Funds Tax-Exempt Preservation Portfolio		N/A	N/A	N/A	N/A	N/A	N/A	N/A	N/A	N/A	N/A	N/A	

Table of contents

Summaries:			
		Purchase, exchange and sale of shares	74
American Funds Global Growth Portfolio	1	How to sell shares	78
American Funds Growth Portfolio	7	Distributions and taxes	80
American Funds Growth and Income Portfolio	13	Choosing a share class	81
American Funds Moderate Growth and Income Portfolio	19	Sales charges	82
American Funds Conservative Growth and Income Portfolio	25	Sales charge reductions and waivers	86
American Funds Tax-Aware Conservative Growth and Income Portfolio	31	Rollovers from retirement plans to IRAs	90
American Funds Preservation Portfolio	37	Plans of distribution	91
American Funds Tax-Exempt Preservation Portfolio	44	Other compensation to dealers	91
Investment objectives, strategies and risks	50	Fund expenses	93
Information regarding the underlying funds	61	Financial highlights	94
Management and organization	71	Appendix	109
Shareholder information	73		

The U.S. Securities and Exchange Commission has not approved or disapproved of these securities. Further, it has not determined that this prospectus is accurate or complete. Any representation to the contrary is a criminal offense.

Prospectus Supplement

September 27, 2024



For the most recent prospectuses of the following series (as supplemented to date):

American Funds College Target Date Series®

American Funds® Portfolio Series

American Funds® Retirement Income Portfolio Series

American Funds Target Date Retirement Series®

Changes apply to all series unless otherwise noted below.

1. The information under "Edward D. Jones & Co., L.P. ("Edward Jones")" in the "Appendix - Sales Charge Waivers" section of the prospectus for all of the series listed above is amended to read as follows:

Sales Charge Waivers

Sales charges are waived for the following shareholders and in the following situations:

- Associates of Edward Jones and its affiliates and other accounts in the same pricing group (as determined by Edward Jones under its policies and procedures) as the associate. This waiver will continue for the remainder of the associate's life if the associate retires from Edward Jones in good-standing and remains in good standing pursuant to Edward Jones' policies and procedures
- Shares purchased in an Edward Jones fee-based program
- Shares purchased through reinvestment of capital gains distributions and dividend reinvestment
- Shares purchased from the proceeds of redeemed shares of the same fund family so long as the following conditions are met: the proceeds are from the sale of shares within 60 days of the purchase, the sale and purchase are made from a share class that charges a front load and one of the following ("Right of Reinstatement"):

- The redemption and repurchase occur in the same account
- The redemption proceeds are used to process an: IRA contribution, excess contributions, conversion, recharacterizing of contributions, or distribution, and the repurchase is done in an account within the same Edward Jones grouping for ROA

The Right of Reinstatement excludes systematic or automatic transactions including, but not limited to, purchases made through payroll deductions, liquidations to cover account fees, and reinvestments from non-mutual fund products.

- Shares exchanged into Class A shares from another share class so long as the exchange is into the same fund and was initiated at the discretion of Edward Jones. Edward Jones is responsible for any remaining CDSC due to the fund company, if applicable. Any future purchases are subject to the applicable sales charge as disclosed in the prospectus
- Exchanges from Class C shares to Class A shares of the same fund, generally, in the 84th month following the anniversary of the purchase date or earlier at the discretion of Edward Jones
- Purchases of Class 529-A shares through a rollover from either another education savings plan or a security used for qualified distributions
- Purchases of Class 529-A shares made for retribution of refunded amounts

2. The information under "Stifel, Nicolaus & Company, Incorporated ("Stifel") and its broker-dealer affiliates" in the "Appendix" section of the prospectus for all of the series listed above is amended to read as follows:

Stifel, Nicolaus & Company, Incorporated (“Stifel”) and its broker dealer affiliates

Effective September 27, 2024, shareholders purchasing or holding fund shares, including existing fund shareholders, through a Stifel or affiliated platform that provides trade execution, clearance, and/or custody services, will be eligible for the following sales charge load waivers (including front-end sales charge waivers and contingent deferred, or back-end, sales charge (“CDSC”) waivers) and discounts, which may differ from those disclosed elsewhere in the fund’s prospectus or SAI.

Class A Shares

As described elsewhere in this prospectus, Stifel may receive compensation out of the front-end sales charge if you purchase Class A shares through Stifel.

Rights of accumulation

- Rights of accumulation (“ROA”) that entitle shareholders to breakpoint discounts on front-end sales charges will be calculated by Stifel based on the aggregated holding of eligible assets in the American Funds held by accounts within the purchaser’s household at Stifel. Ineligible assets include Class A money market funds not assessed a sales charge. Fund family assets not held at Stifel may be included in the calculation of ROA only if the shareholder notifies his or her financial advisor about such assets
- The employer maintaining a SEP IRA plan and/or SIMPLE IRA plan may elect to establish or change ROA for the IRA accounts associated with the plan to a plan-level grouping as opposed to including all share classes at a shareholder or pricing group level

Front-end sales charge waivers on Class A shares available at Stifel

Sales charges may be waived for the following shareholders and in the following situations:

- Class C shares that have been held for more than seven (7) years may be converted to Class A or other Front-end share class(es) of the same fund pursuant to Stifel’s policies and procedures. To the extent that this prospectus elsewhere provides for a waiver with respect to the exchange or conversion of such shares following a shorter holding period, those provisions shall continue to apply
- Shares purchased by employees and registered representatives of Stifel or its affiliates and their family members as designated by Stifel
- Shares purchased in an Stifel fee-based advisory program, often referred to as a “wrap” program
- Shares purchased through reinvestment of capital gains distributions and dividend reinvestment when purchasing shares of the same or other fund within the fund family
- Shares purchased from the proceeds of redeemed shares of the same fund family so long as the proceeds are from the sale of shares from an account with the same owner/beneficiary within 90 days of the purchase. For the absence of doubt, automated transactions (i.e. systematic purchases, including salary deferral transactions and withdrawals) and purchases made after shares are sold to cover Stifel’s account maintenance fees are not eligible for rights of reinstatement
- Shares from rollovers into Stifel custodied IRA from retirement plans
- Shares exchanged into Class A shares from another share class so long as the exchange is into the same fund and was initiated at the direction of Stifel. Stifel is responsible for any remaining CDSC due to the fund company, if applicable. Any future purchases are subject to the applicable sales charge as disclosed in the prospectus
- Purchases of Class 529-A shares through a rollover from another 529 plan
- Purchases of Class 529-A shares made for reinvestment of refunded amounts

CDSC Waivers on Class A and C Shares

- Death or disability of the shareholder or, in the case of 529 plans, the account beneficiary
- Shares sold as part of a systematic withdrawal plan not to exceed 12% annually
- Return of excess contributions from an IRA Account
- Shares sold as part of a required minimum distribution for IRA and retirement accounts due to the shareholder reaching the qualified age based on applicable IRS regulations.
- Shares acquired through a right of reinstatement
- Shares sold to pay Stifel fees or costs in such cases where the transaction is initiated by Stifel

Share Class Conversions in Advisory Accounts

Stifel continually looks to provide our clients with the lowest cost share class available based on account type. Stifel reserves the right to convert shares to the lowest cost share class available at Stifel upon transfer of shares into an advisory program.

Keep this supplement with your prospectus.

July 1, 2024



For the most recent prospectuses of the following series (as supplemented to date):

American Funds College Target Date Series®
American Funds® Portfolio Series
American Funds® Retirement Income Portfolio Series
American Funds Target Date Retirement Series®

Changes apply to all series unless otherwise noted below.

1. Effective July 1, 2024, "American Funds Distributors, Inc.," the fund's principal underwriter and distributor will change its name to "Capital Client Group, Inc." On such date, all references to American Funds Distributors, Inc. or American Funds Distributors in the statutory prospectus and statement of additional information shall be a reference to Capital Client Group, Inc. The fund's distributor is changing only its name and will continue to operate in the same manner.

2. For each of the series listed above except American Funds Retirement Income Portfolio Series and American Funds Target Date Retirement Series:

Effective July 1, 2024, the Virginia College Savings Plan or "Virginia529," the program administrator for CollegeAmerica and ABLEAmerica will change its name to "Commonwealth Savers Plan." On such date, all references to Virginia529 in the statutory prospectus and statement of additional information shall be a reference to Commonwealth Savers Plan. The program administrator is changing only its name and will continue to operate in the same manner.

3. The following changes have been made to the "How to sell shares" section: 1) The subsections "Writing to American Funds Service Company" and "Telephoning or faxing American Funds Service Company or using the Internet" have been amended; and 2) A new subsection "Self service using the Internet (capitalgroup.com) or Interactive Voice Response (IVR)" has been added, following the amended subsections listed above. Each subsection to read as follows:

Writing to American Funds Service Company

- Requests must be signed by the registered shareholder(s).
- A signature guarantee is required if the redemption is:
 - more than \$250,000;
 - made payable to someone other than the registered shareholder(s); or
 - sent to an address other than the address of record or to an address of record that has been changed within the previous 10 days.
- American Funds Service Company reserves the right to require signature guarantee(s) on any redemption.
- Additional documentation may be required for redemptions of shares held in corporate, partnership or fiduciary accounts.

Telephoning or faxing American Funds Service Company

- Redemptions by telephone or fax are limited to \$250,000 per American Funds shareholder each day.
- Checks must be made payable to the registered shareholder.
- Checks must be mailed to an address of record that has been used with the account for at least 10 days.

Self service using the Internet (capitalgroup.com) or Interactive Voice Response (IVR)

- Redemptions by IVR or the Internet (capitalgroup.com) are limited to \$125,000 per American Funds shareholder each day.
- Checks must be made payable to the registered shareholder.
- Checks must be mailed to an address of record that has been used with the account for at least 10 days.

4. The bullet items under the heading "Class A share purchases not subject to sales charges" in the "Sales charges" section for all the series listed above except American Funds College Target Date Series are amended to read as follows:

Class A share purchases not subject to sales charges The following investments are not subject to any initial or contingent deferred sales charge if American Funds Service Company is properly notified of the nature of the investment:

- investments made by accounts that are part of qualified fee-based programs that purchased Class A shares before the discontinuation of the relevant investment dealer's load-waived Class A share program with American Funds and that continue to be held through fee-based programs;
- rollover investments from retirement plans to IRAs that are described in the "Rollovers from retirement plans to IRAs" section of this prospectus;

- investments made by accounts held at American Funds Service Company that are no longer associated with a financial professional may invest in Class A shares without a sales charge. This includes retirement plans investing in Class A shares, where the plan is no longer associated with a financial professional. SIMPLE IRAs and 403(b) custodial accounts that are aggregated at the plan level for Class A sales charge purposes are not eligible to invest without a sales charge under this policy; and
- Investments made by accounts held through banks and bank trust companies that charge a fee for custodial services and do not have a financial professional assigned to the account.

5. The last two paragraphs under the heading “Contingent deferred sales charge waivers” in the “Sales charge reductions and waivers” section for each series listed above except American Funds College Target Date Series and American Funds Portfolio Series are amended to read as follows:

Contingent deferred sales charge waivers are allowed only in the cases listed here and in the statement of additional information.

To have your Class A or C contingent deferred sales charge waived, you must inform your financial professional or American Funds Service Company at the time you redeem shares that you qualify for such a waiver.

6. The information under the heading “Other sales charge waivers” in the “Sales charge reductions and waivers” section for American Funds College Target Date Series is amended to read as follows:

Other sales charge waivers Purchases of Class 529-A shares through (i) a rollover from another 529 plan or (ii) a recontribution of a refunded qualified education expense are not subject to sales charges.

Recontributions distributed from Class 529-C shares will be reinvested in 529-C shares. In addition, any contingent deferred sales charge paid on Class 529-A and Class 529-C share distributions under these policies will be credited to your account when reinvested.

Waivers of all or a portion of the contingent deferred sales charge on Class 529-C shares and the sales charge on Class 529-A shares will be granted for transactions requested by financial intermediaries as a result of pending or anticipated regulatory matters that require investor accounts to be moved to a different share class.

7. The information under the heading “Other sales charge waivers” in the “Sales charge reductions and waivers” section for American Funds Portfolio Series is amended to read as follows:

Other sales charge waivers Purchases of Class A shares through a self-clearing broker-dealer firm generally incur a sales charge. However, self-clearing broker-dealer firms may extend the 90 day right of reinvestment to allow reinvestment in Class A shares without a sales charge in cases where fund shareholders request reinvestment of a required minimum distribution from an Individual Retirement Account if such requirement is waived by regulation or legislation (“waived RMD reinvestment”), provided that the self-clearing broker-dealer firm has specific language in this prospectus to such effect. If a self-clearing firm does not have their own policies listed in the prospectus, waived RMD reinvestments are not available without a sales charge. Firm specific language is located in the appendix to the prospectus. A self-clearing broker-dealer firm is a firm that holds some or all of the assets in your account, executes trades for the assets held on its platform internally rather than through the fund’s transfer agent or a third-party clearing firm and provides account statements and tax reporting to you. The largest broker-dealer firms are typically self-clearing. For all other broker-dealer firms, shares purchased through a waived RMD reinvestment are available at net asset value. For accounts held with the fund’s transfer agent, waived RMD reinvestments in Class A shares are not subject to sales charges.

Purchases of shares through (i) a rollover from another qualified tuition program or ABLE plan or (ii) a recontribution of refunded qualified education expenses are not subject to sales charges.

If you have any questions, ask your financial professional whether Class A or 529-A shares purchased through these policies are available without a sales charge. Recontributions or waived RMD investments distributed from Class 529-C or Class C shares will be reinvested in the same share class from which the distribution was made. In addition, any contingent deferred sales charge paid on Class 529-A/Class A and Class 529-C/Class C share distributions under these policies will be credited to your account when reinvested.

Waivers of all or a portion of the contingent deferred sales charge on Class C and 529-C shares and the sales charge on Class A and 529-A shares will be granted for transactions requested by financial intermediaries as a result of (i) pending or anticipated regulatory matters that require investor accounts to be moved to a different share class or (ii) conversions of IRAs from brokerage to advisory accounts investing in Class F shares in cases where new investments in brokerage IRA accounts have been restricted by the intermediary.

8. The information under the heading “Other sales charge waivers” in the “Sales charge reductions and waivers” section for American Funds Retirement Income Portfolio Series and American Funds Target Date Retirement Series is amended to read as follows:

Other sales charge waivers Purchases of Class A shares through a self-clearing broker-dealer firm generally incur a sales charge. However, self-clearing broker-dealer firms may extend the 90 day right of reinvestment to allow reinvestment in Class A shares without a sales charge in cases where fund shareholders request reinvestment of a required minimum distribution from an Individual Retirement Account if such requirement is waived by regulation or legislation (“waived RMD reinvestment”), provided that the self-clearing broker-dealer firm has specific language in this prospectus to such effect. If a self-clearing firm does not have their own policies listed in the prospectus, waived RMD reinvestments are not available without a sales charge. Firm specific language is located in the appendix to the prospectus. A self-

clearing broker-dealer firm is a firm that holds some or all of the assets in your account, executes trades for the assets held on its platform internally rather than through the fund's transfer agent or a third-party clearing firm and provides account statements and tax reporting to you. The largest broker-dealer firms are typically self-clearing. For all other broker-dealer firms, shares purchased through a waived RMD reinvestment are available at net asset value. For accounts held with the fund's transfer agent, waived RMD reinvestments in Class A shares are not subject to sales charges.

If you have any questions, ask your financial professional whether Class A shares purchased through these policies are available without a sales charge. Waived RMD investments distributed from Class C shares will be reinvested in C shares. In addition, any contingent deferred sales charge paid on Class A and Class C share distributions under this policy will be credited to your account when reinvested.

Waivers of all or a portion of the contingent deferred sales charge on Class C shares and the sales charge on Class A shares will be granted for transactions requested by financial intermediaries as a result of (i) pending or anticipated regulatory matters that require investor accounts to be moved to a different share class or (ii) conversions of IRAs from brokerage to advisory accounts investing in Class F shares in cases where new investments in brokerage IRA accounts have been restricted by the intermediary.

9. The following is added to the end of "Merrill Lynch, Pierce, Fenner & Smith ("Merrill Lynch")" in the "Appendix" section for each series listed above except American Funds Retirement Income Portfolio Series and American Funds Target Date Retirement Series:

For additional information, clients are encouraged to contact their financial advisor or refer to the T&Cs.

Keep this supplement with your prospectus.

Prospectus Supplement

April 1, 2024



For the most recent prospectuses of the following series (as supplemented to date):

American Funds College Target Date Series®

American Funds® Portfolio Series

American Funds® Retirement Income Portfolio Series

American Funds Target Date Retirement Series®

Changes apply to all funds unless otherwise noted below.

1. The fourth paragraph under the heading "Purchase minimums and maximums" in the "Purchase, exchange and sale of shares" section of the American Funds College Target Date Series prospectus is amended to read as follows:

If you have significant American Funds holdings, you may not be eligible to invest in Class 529-C shares. Specifically, you may not purchase Class 529-C shares if you are eligible to purchase Class 529-A shares at net asset value. See "Sales charge reductions and waivers" in this prospectus and the statement of additional information for more details regarding sales charge discounts. The maximum contribution limit for plans administered by the Virginia College Savings Plan is \$550,000 for each beneficiary. The \$550,000-per-beneficiary limit applies across all plans administered by Virginia College Savings Plan, including CollegeAmerica, the Virginia Education Savings Trust, the Virginia Prepaid Education Program and CollegeWealth. Multiple accounts for the same beneficiary will be combined to determine if the maximum contribution amount has been reached. Once the total balance (including any earnings) reaches \$550,000, we will not accept additional contributions or rollovers.

2. The third paragraph under the heading "Purchase minimums and maximums" in the "Purchase, exchange and sale of shares" section of the American Funds Retirement Income Portfolio Series and American Funds Target Date Retirement Series prospectus is amended to read as follows:

If you have significant American Funds holdings, you may not be eligible to invest in Class C shares. Specifically, you may not purchase Class C shares if you are eligible to purchase Class A shares at net asset value. See "Sales charge reductions and waivers" in this prospectus and the statement of additional information for more details regarding sales charge discounts.

3. The fourth paragraph under the heading "Purchase minimums and maximums" in the "Purchase, exchange and sale of shares" section of the American Funds Portfolio Series prospectus is amended to read as follows:

If you have significant American Funds holdings, you may not be eligible to invest in Class C or 529-C shares. Specifically, you may not purchase Class C or 529-C shares if you are eligible to purchase Class A or 529-A shares at net asset value. See "Sales charge reductions and waivers" in this prospectus and the statement of additional information for more details regarding sales charge discounts.

4. The information under the heading "Rollovers from CollegeAmerica to Roth IRAs" in the "Sales charge reductions and waivers" section of the prospectus is amended to read as follows:

Rollovers from CollegeAmerica to Roth IRAs Proceeds of a CollegeAmerica plan account may be rolled over in a direct trustee-to-trustee transfer to the plan beneficiary's Capital Bank and Trust Roth IRA and invested in Class A shares without a sales charge, provided that such rollover is intended to satisfy the requirements of the Internal Revenue Code. If you hold CollegeAmerica or Roth IRA accounts through a financial intermediary its policies may differ.

5. The information under "Merrill Lynch, Pierce, Fenner & Smith ("Merrill Lynch")" in the "Appendix" section of the American Funds College Target Date Series and American Funds Portfolio Series prospectus is amended to read as follows:

Merrill Lynch, Pierce, Fenner & Smith ("Merrill Lynch")

Purchases or sales of front-end (i.e. Class A) or level-load (i.e. Class C) mutual fund shares through a Merrill Lynch platform or account will be eligible only for the following sales load waivers (front-end, contingent deferred, or back-end waivers) and discounts, which differ from those disclosed elsewhere in this Fund's prospectus. Purchasers will have to buy mutual fund shares directly from the mutual fund company or through another intermediary to be eligible for waivers or discounts not listed below.

It is the client's responsibility to notify Merrill Lynch at the time of purchase or sale of any relationship or other facts that qualify the transaction for a waiver or discount. A Merrill Lynch representative may ask for reasonable documentation of such facts and Merrill Lynch may condition the granting of a waiver or discount on the timely receipt of such documentation.

Additional information on waivers and discounts is available in the Merrill Lynch Sales Load Waiver and Discounts Supplement (the "Merrill Lynch SLWD Supplement") and in the Mutual Fund Investing at Merrill Lynch pamphlet at ml.com/funds. Clients are encouraged to review these documents and speak with their financial advisor to determine whether a transaction is eligible for a waiver or discount.

Front-end load waivers available at Merrill Lynch

- Employer-sponsored retirement, deferred compensation and employee benefit plans (including health savings accounts) and trusts used to fund those plans, provided that the shares are not held in a commission-based brokerage account and shares are held for the benefit of the plan. Except as provided below, Class A shares are not currently available to new plans described in this waiver. Plans that invested in Class A shares of any of the funds without any sales charge before April 1, 2004, and that continue to meet the eligibility requirements in effect as of that date for purchasing Class A shares at net asset value, may continue to purchase American Funds Class A shares without any initial or contingent deferred sales charge
- Shares purchased through a Merrill Lynch investment advisory program. Class A shares are not currently available in the programs described in this waiver
- Brokerage class shares exchanged from advisory class shares due to the holdings moving from a Merrill Lynch investment advisory program to a Merrill Lynch brokerage account
- Shares purchased through the systematic reinvestment of capital gains distributions and dividend reinvestment when purchasing shares of the same mutual fund in the same account
- Shares exchanged from level-load shares to front-end load shares of the same mutual fund in accordance with the description in the Merrill Lynch SLWD Supplement
- Shares purchased by eligible employees of Merrill Lynch or its affiliates and their family members who purchase shares in accounts within the employee's Merrill Lynch Household (as defined in the Merrill Lynch SLWD Supplement)
- Shares purchased by eligible persons associated with the fund as defined in this prospectus (e.g. the fund's officers or trustees)
- Shares purchased from the proceeds of a mutual fund redemption in front-end load shares provided (1) the repurchase is in a mutual fund within the same fund family; (2) the repurchase occurs within 90 calendar days from the redemption trade date; and (3) the redemption and purchase occur in the same account (known as Rights of Reinstatement). Automated transactions (i.e. systematic purchases and withdrawals) and purchases made after shares are automatically sold to pay Merrill Lynch's account maintenance fees are not eligible for Rights of Reinstatement

Contingent Deferred Sales Charge ("CDSC") waivers on front-end, back-end, and level load shares available at Merrill Lynch

- Shares sold due to the client's death or disability (as defined by Internal Revenue Code Section 22e(3))
- Shares sold pursuant to a systematic withdrawal program subject to Merrill Lynch's maximum systematic withdrawal limits as described in the Merrill Lynch SLWD Supplement
- Shares sold due to return of excess contributions from an IRA account
- Shares sold as part of a required minimum distribution for IRA and retirement accounts due to the investor reaching the qualified age based on applicable IRS regulation
- Front-end or level-load shares held in commission-based, non-taxable retirement brokerage accounts (e.g. traditional, Roth, rollover, SEP IRAs, Simple IRAs, SARSEPs or Keogh plans) that are transferred to fee-based accounts or platforms and exchanged for a lower cost share class of the same mutual fund

Front-end load discounts available at Merrill Lynch: breakpoints, rights of accumulation & letters of intent

- Breakpoint discounts, as described in this prospectus, where the sales load is at or below the maximum sales load that Merrill Lynch permits to be assessed to a front-end load purchase, as described in the Merrill Lynch SLWD Supplement
- Rights of Accumulation (ROA), as described in the Merrill Lynch SLWD Supplement, which entitle clients to breakpoint discounts based on the aggregated holdings of mutual fund family assets held in accounts in their Merrill Lynch Household
- Letters of Intent (LOI), which allow for breakpoint discounts on eligible new purchases based on anticipated future eligible purchases within a fund family at Merrill Lynch, in accounts within your Merrill Lynch Household, as further described in the Merrill Lynch SLWD Supplement

CollegeAmerica accounts

If clients establish or hold their CollegeAmerica 529 Plan (Plan) accounts on the Merrill Lynch omnibus platform, the features and policies related to share class sales charges (including contingent deferred sales charges (CDSC), if any), share class sales charge waivers or discounts, letters of intent (LOI) and reinstatement privileges, and Class 529-C share conversion period will be different than referenced in this document and will be governed by the Merrill Lynch 529 Account Unit Class Disclosure and Terms and Conditions (T&Cs) provided to clients by Merrill Lynch prior to establishing their Plan account.

Except as described in this Merrill Lynch specific section of this document and the T&Cs, Merrill Lynch does not offer any initial sales charge discounts, CDSC waivers, LOI or reinstatement privileges in the 529 plans offered on the Merrill Lynch omnibus platform (the "529

Discounts, Waivers and Privileges"). To receive the 529 Discounts, Waivers, and Privileges not offered by Merrill Lynch, clients will have to invest in the Plan directly or through another intermediary.

Before investing in the Plan through Merrill Lynch, clients should consider the potential benefits and importance to them of such 529 Discounts, Waivers, and Privileges.

For additional information on the Discounts, Waivers, and Privileges and Merrill Lynch's policies, clients are encouraged to contact their financial advisor or refer to the T&C.

If clients establish or hold their Plan accounts on the Merrill Lynch omnibus platform, then the share class (described as unit class in the T&Cs) their account will purchase will generally be based on their eligible assets or meeting other eligibility criteria as set forth in the T&Cs. The Plan offered by Merrill Lynch on its omnibus platform will have two share classes - Class 529-A share and Class 529-C share-each with its own fee and expense structure. Each account will purchase a specific share class when an initial or subsequent contribution is credited to the account. The share class will be automatically determined at the time of the contribution based on the participant's eligible assets and/or meeting other eligibility criteria. Clients will not be able to select the share class. Among other things, Class 529-C shares will be automatically converted to Class 529-A shares (not subject to an initial sales charge) after four years from their respective dates of purchase. If the Plan permits Class 529-C shares' conversion sooner than four years, such earlier conversion date will automatically apply.

6. The information under "Merrill Lynch, Pierce, Fenner & Smith ("Merrill Lynch")" in the "Appendix" section of the American Funds Retirement Income Portfolio Series and American Funds Target Date Retirement Series prospectus is amended to read as follows:

Merrill Lynch, Pierce, Fenner & Smith ("Merrill Lynch")

Purchases or sales of front-end (i.e. Class A) or level-load (i.e. Class C) mutual fund shares through a Merrill Lynch platform or account will be eligible only for the following sales load waivers (front-end, contingent deferred, or back-end waivers) and discounts, which differ from those disclosed elsewhere in this Fund's prospectus. Purchasers will have to buy mutual fund shares directly from the mutual fund company or through another intermediary to be eligible for waivers or discounts not listed below.

It is the client's responsibility to notify Merrill Lynch at the time of purchase or sale of any relationship or other facts that qualify the transaction for a waiver or discount. A Merrill Lynch representative may ask for reasonable documentation of such facts and Merrill Lynch may condition the granting of a waiver or discount on the timely receipt of such documentation.

Additional information on waivers and discounts is available in the Merrill Lynch Sales Load Waiver and Discounts Supplement (the "Merrill Lynch SLWD Supplement") and in the Mutual Fund Investing at Merrill Lynch pamphlet at ml.com/funds. Clients are encouraged to review these documents and speak with their financial advisor to determine whether a transaction is eligible for a waiver or discount.

Front-end load waivers available at Merrill Lynch

- Employer-sponsored retirement, deferred compensation and employee benefit plans (including health savings accounts) and trusts used to fund those plans, provided that the shares are not held in a commission-based brokerage account and shares are held for the benefit of the plan. Except as provided below, Class A shares are not currently available to new plans described in this waiver. Plans that invested in Class A shares of any of the funds without any sales charge before April 1, 2004, and that continue to meet the eligibility requirements in effect as of that date for purchasing Class A shares at net asset value, may continue to purchase American Funds Class A shares without any initial or contingent deferred sales charge
- Shares purchased through a Merrill Lynch investment advisory program. Class A shares are not currently available in the programs described in this waiver
- Brokerage class shares exchanged from advisory class shares due to the holdings moving from a Merrill Lynch investment advisory program to a Merrill Lynch brokerage account
- Shares purchased through the systematic reinvestment of capital gains distributions and dividend reinvestment when purchasing shares of the same mutual fund in the same account
- Shares exchanged from level-load shares to front-end load shares of the same mutual fund in accordance with the description in the Merrill Lynch SLWD Supplement
- Shares purchased by eligible employees of Merrill Lynch or its affiliates and their family members who purchase shares in accounts within the employee's Merrill Lynch Household (as defined in the Merrill Lynch SLWD Supplement)
- Shares purchased by eligible persons associated with the fund as defined in this prospectus (e.g. the fund's officers or trustees)
- Shares purchased from the proceeds of a mutual fund redemption in front-end load shares provided (1) the repurchase is in a mutual fund within the same fund family; (2) the repurchase occurs within 90 calendar days from the redemption trade date; and (3) the redemption and purchase occur in the same account (known as Rights of Reinstatement). Automated transactions (i.e. systematic purchases and withdrawals) and purchases made after shares are automatically sold to pay Merrill Lynch's account maintenance fees are not eligible for Rights of Reinstatement

Contingent Deferred Sales Charge ("CDSC") waivers on front-end, back-end, and level load shares available at Merrill Lynch

- Shares sold due to the client's death or disability (as defined by Internal Revenue Code Section 22e(3))
- Shares sold pursuant to a systematic withdrawal program subject to Merrill Lynch's maximum systematic withdrawal limits as described in the Merrill Lynch SLWD Supplement
- Shares sold due to return of excess contributions from an IRA account

- Shares sold as part of a required minimum distribution for IRA and retirement accounts due to the investor reaching the qualified age based on applicable IRS regulation
- Front-end or level-load shares held in commission-based, non-taxable retirement brokerage accounts (e.g. traditional, Roth, rollover, SEP IRAs, Simple IRAs, SARSEPs or Keogh plans) that are transferred to fee-based accounts or platforms and exchanged for a lower cost share class of the same mutual fund

Front-end load discounts available at Merrill Lynch: breakpoints, rights of accumulation & letters of intent

- Breakpoint discounts, as described in this prospectus, where the sales load is at or below the maximum sales load that Merrill Lynch permits to be assessed to a front-end load purchase, as described in the Merrill Lynch SLWD Supplement
- Rights of Accumulation (ROA), as described in the Merrill Lynch SLWD Supplement, which entitle clients to breakpoint discounts based on the aggregated holdings of mutual fund family assets held in accounts in their Merrill Lynch Household
- Letters of Intent (LOI), which allow for breakpoint discounts on eligible new purchases based on anticipated future eligible purchases within a fund family at Merrill Lynch, in accounts within your Merrill Lynch Household, as further described in the Merrill Lynch SLWD Supplement

7. The information under “Raymond James & Associates, Inc., Raymond James Financial Services, Inc., and each entity’s affiliates (“Raymond James”) Class A share front-end sales charge waiver” in the “Appendix” section of the prospectus is amended to read as follows:

Raymond James & Associates, Inc., Raymond James Financial Services, Inc., and each entity’s affiliates (“Raymond James”)

Shareholders purchasing fund shares through a Raymond James platform or account, or through an introducing broker-dealer or independent registered investment adviser for which Raymond James provides trade execution, clearance, and/or custody services, will be eligible only for the following sales charge waivers (front-end sales charge waivers and contingent deferred, or back-end, sales charge waivers) and discounts, which may differ from those disclosed elsewhere in this fund’s prospectus or SAL.

Front-end sales charge waivers on Classes A and 529-A shares available at Raymond James

- Shares purchased within the same fund family through a systematic reinvestment of capital gains and dividend distributions
- Employees and registered representatives of Raymond James or its affiliates and their family members as designated by Raymond James
- Shares purchased from the proceeds of redemptions within the same fund family, provided (1) the repurchase occurs within 90 days following the redemption, (2) the redemption and purchase occur in the same account, and (3) redeemed shares were subject to a front-end or deferred sales charge (known as Rights of Reinstatement)
- A shareholder in the Fund’s Class C shares will have their shares converted at net asset value to Class A shares (or the appropriate share class) of the Fund if the shares are no longer subject to a CDSC and the conversion is in line with the policies and procedures of Raymond James
- Purchases of Class 529-A shares through a rollover from another 529 plan

CDSC waivers on Classes A and C shares available at Raymond James

- Death or disability of the shareholder
- Shares sold as part of a systematic withdrawal plan as described in the fund’s prospectus
- Return of excess contributions from an IRA Account
- Shares sold as part of a required minimum distribution for IRA and retirement accounts due to the shareholder reaching the qualified age based on applicable IRS regulations as described in the fund’s prospectus
- Shares sold to pay Raymond James fees but only if the transaction is initiated by Raymond James
- Shares acquired through a right of reinstatement

Front-end sales charge discounts available at Raymond James: breakpoints, rights of accumulation and/or letters of intent

- Breakpoints as described in this prospectus
- Rights of accumulation which entitle shareholders to breakpoint discounts will be automatically calculated based on the aggregated holding of fund family assets held by accounts within the purchaser’s household at Raymond James. Eligible fund family assets not held at Raymond James may be included in the calculation of rights of accumulation only if the shareholder notifies his or her financial advisor about such assets
- Letters of intent which allow for breakpoint discounts based on anticipated purchases within a fund family, over a 13-month time period. Eligible fund family assets not held at Raymond James may be included in the calculation of letters of intent only if the shareholder notifies his or her financial advisor about such assets

Keep this supplement with your prospectus.

American Funds Global Growth Portfolio

Investment objective The fund's investment objective is to provide long-term growth of capital.

Fees and expenses of the fund This table describes the fees and expenses that you may pay if you buy, hold and sell shares of the fund. **You may pay other fees, such as brokerage commissions and other fees to financial intermediaries, which are not reflected in the tables and examples below.** For example, in addition to the fees and expenses described below, you may also be required to pay brokerage commissions on purchases and sales of Class F-2, F-3, 529-F-2, 529-F-3 or ABLE-F-2 shares of the fund. You may qualify for a Class A sales charge discount if you and your family invest, or agree to invest in the future, at least \$25,000 in American Funds. More information about these and other discounts is available from your financial professional, in the "Sales charge reductions and waivers" sections on page 86 of the prospectus and on page 109 of the fund's statement of additional information, and in the sales charge waiver appendix to the prospectus.

Shareholder fees (fees paid directly from your investment)								
Share class:	A	529-A and ABLE-A	C and 529-C	529-E	T and 529-T	All F, 529-F and ABLE-F-2 share classes	All R share classes	
Maximum sales charge (load) imposed on purchases (as a percentage of offering price)	5.75%	3.50	none	none	2.50%	none	none	
Maximum deferred sales charge (load) (as a percentage of the amount redeemed)	1.00 ¹	1.00 ¹	1.00%	none	none	none	none	
Maximum sales charge (load) imposed on reinvested dividends	none	none	none	none	none	none	none	
Redemption or exchange fees	none	none	none	none	none	none	none	
Annual fund operating expenses (expenses that you pay each year as a percentage of the value of your investment)								
Share class:	A	C	T	F-1	F-2	F-3	529-A	529-C
Management fees	none	none	none	none	none	none	none	none
Distribution and/or service (12b-1) fees	0.24%	0.99%	0.25%	0.25%	none	none	0.23%	1.00%
Other expenses	0.13	0.13	0.13 ²	0.13	0.12%	0.01%	0.18	0.19
Acquired (underlying) fund fees and expenses	0.44	0.44	0.44	0.44	0.44	0.44	0.44	0.44
Total annual fund operating expenses	0.81	1.56	0.82	0.82	0.56	0.45	0.85	1.63
Share class:	529-E	529-T	529-F-1	529-F-2	529-F-3	ABLE-A	ABLE-F-2	
Management fees	none	none	none	none	none	none	none	
Distribution and/or service (12b-1) fees	0.50%	0.25%	0.25%	none	none	0.18%	none	
Other expenses	0.14	0.18 ²	0.19	0.14% ²	0.07%	0.13	0.13%	
Acquired (underlying) fund fees and expenses	0.44	0.44	0.44	0.44	0.44	0.44	0.44	
Total annual fund operating expenses	1.08	0.87	0.88	0.58	0.51	0.75	0.57	
Fee waiver	–	–	–	–	–	0.06 ³	0.06 ³	
Total annual fund operating expenses after fee waiver	1.08	0.87	0.88	0.58	0.51	0.69	0.51	
Share class:	R-1	R-2	R-2E	R-3	R-4	R-5E	R-5	R-6
Management fees	none	none	none	none	none	none	none	none
Distribution and/or service (12b-1) fees	1.00% ²	0.75%	0.60%	0.50%	0.25%	none	none	none
Other expenses	0.09	0.35	0.21	0.15	0.11	0.15%	0.06%	0.01%
Acquired (underlying) fund fees and expenses	0.44	0.44	0.44	0.44	0.44	0.44	0.44	0.44
Total annual fund operating expenses	1.53	1.54	1.25	1.09	0.80	0.59	0.50	0.45

¹ A contingent deferred sales charge of 1.00% applies on certain redemptions made within 18 months following purchases of \$1 million or more made without an initial sales charge. Contingent deferred sales charge is calculated based on the lesser of the offering price and market value of shares being sold.

² Restated to reflect current fees.

³ Virginia529, as program administrator of ABLEAmerica, is currently waiving the fee owed to it as compensation for its oversight and administration of ABLEAmerica. This waiver will be in effect through at least January 1, 2025. Subject to the terms of its contractual arrangement with the investment adviser, Virginia529 may elect to extend, modify or terminate the waiver at that time.

Example This example is intended to help you compare the cost of investing in the fund with the cost of investing in other mutual funds.

The example assumes that you invest \$10,000 in the fund for the time periods indicated and then redeem or hold all of your shares at the end of those periods. The example also assumes that your investment has a 5% return each year and that the fund's operating expenses remain the same. The example reflects the fee waiver described above through the expiration date of such waiver and total annual fund operating expenses thereafter. You may be required to pay brokerage commissions on your purchases and sales of Class F-2, F-3, 529-F-2, 529-F-3 or ABLE-F-2 shares of the fund, which are not reflected in the example. Although your actual costs may be higher or lower, based on these assumptions your costs would be:

Share class:	A	C	T	F-1	F-2	F-3	529-A	529-C	529-E	529-T	529-F-1	529-F-2	529-F-3	ABLE A	ABLE F-2
1 year	\$653	\$259	\$332	\$84	\$57	\$46	\$434	\$266	\$110	\$337	\$90	\$59	\$52	\$418	\$52
3 years	819	493	505	262	179	144	612	514	343	521	281	186	164	575	177
5 years	999	850	694	455	313	252	805	887	595	720	488	324	285	747	312
10 years	1,519	1,655	1,238	1,014	701	567	1,362	1,443	1,317	1,296	1,084	726	640	1,242	708

Share class:	R-1	R-2	R-2E	R-3	R-4	R-5E	R-5	R-6	For the share classes listed to the right, you would pay the following if you did not redeem your shares:	Share class:	C	529-C
1 year	\$156	\$157	\$127	\$111	\$82	\$60	\$51	\$46		1 year	\$159	\$166
3 years	483	486	397	347	255	189	160	144		3 years	493	514
5 years	834	839	686	601	444	329	280	252		5 years	850	887
10 years	1,824	1,834	1,511	1,329	990	738	628	567		10 years	1,655	1,443

Portfolio turnover The fund may pay transaction costs, such as commissions, when it buys and sells securities (or "turns over" its portfolio). A higher portfolio turnover rate may indicate higher transaction costs and may result in higher taxes when fund shares are held in a taxable account. These costs, which are not reflected in annual fund operating expenses or in the example, affect the fund's investment results. During the most recent fiscal year, the fund's portfolio turnover rate was 9% of the average value of its portfolio.

Principal investment strategies The fund will attempt to achieve its investment objective by investing in a mix of American Funds in different combinations and weightings. The underlying American Funds will primarily consist of growth funds. The fund may also invest in growth-and-income funds. Through its investments in the underlying funds, the fund will have significant exposure to growth-oriented common stocks.

The fund will typically have significant exposure to issuers domiciled outside the United States. The fund will seek to invest at least 25% of its net assets in underlying funds that invest significantly (under normal market conditions, at least 40%) in issuers domiciled outside the United States. The fund will have exposure to issuers domiciled in at least three different countries. The fund may also have exposure to smaller capitalization issuers and issuers domiciled in emerging markets. The investment adviser believes that exposure to issuers domiciled outside the United States can help provide diversification when seeking long-term growth of capital. The fund may also invest in underlying funds that hold bonds rated BB+ or below and Ba1 or below by Nationally Recognized Statistical Rating Organizations designated by the fund's investment adviser, or unrated but determined by the fund's investment adviser to be of equivalent quality. Securities rated BB+ or below and Ba1 or below are sometimes referred to as "junk bonds."

The fund's investment adviser seeks to create combinations of underlying funds that complement each other with a goal of achieving the fund's investment objective of providing long-term growth of capital. In making this determination, the fund's investment adviser considers the historical volatility and returns of the underlying funds and how various combinations would have behaved in past market environments. It also considers, among other topics, current market conditions and the investment positions of the underlying funds.

The fund's investment adviser periodically reviews the investment strategies and asset mix of the underlying funds. The investment adviser will also consider whether overall market conditions would favor a change in the exposure of the fund to various asset types or geographic regions. Based on these considerations, the investment adviser may make adjustments to underlying fund holdings by adjusting the percentage of individual underlying funds within the fund, or adding or removing underlying funds. The investment adviser may also determine not to change the underlying fund allocations, particularly in response to short-term market movements, if in its opinion the combination of underlying funds is appropriate to meet the fund's investment objective.

Principal risks This section describes the principal risks associated with investing in the fund and its underlying funds. You may lose money by investing in the fund. The likelihood of loss may be greater if you invest for a shorter period of time. Investors in the fund should have a long-term perspective and be able to tolerate potentially sharp declines in value.

The following are principal risks associated with investing in the fund.

Allocation risk – Investments in the fund are subject to risks related to the investment adviser’s allocation choices. The selection of the underlying funds and the allocation of the fund’s assets could cause the fund to lose value or its results to lag relevant benchmarks or other funds with similar objectives.

Fund structure – The fund invests in underlying funds and incurs expenses related to the underlying funds. In addition, investors in the fund will incur fees to pay for certain expenses related to the operations of the fund. An investor holding the underlying funds directly and in the same proportions as the fund would incur lower overall expenses but would not receive the benefit of the portfolio management and other services provided by the fund. Additionally, in accordance with an exemption under the Investment Company Act of 1940, as amended, the investment adviser considers only proprietary funds when selecting underlying investment options and allocations. This means that the fund’s investment adviser does not, nor does it expect to, consider any unaffiliated funds as underlying investment options for the fund. This strategy could raise certain conflicts of interest when determining the overall asset allocation of the fund or choosing underlying investments for the fund, including the selection of funds that result in greater compensation to the adviser or funds with relatively lower historical investment results. The investment adviser has policies and procedures designed to mitigate material conflicts of interest that may arise in connection with its management of the fund.

Underlying fund risks – Because the fund’s investments consist of underlying funds, the fund’s risks are directly related to the risks of the underlying funds. For this reason, it is important to understand the risks associated with investing in the underlying funds, as described below.

The following are principal risks associated with investing in the underlying funds.

Market conditions – The prices of, and the income generated by, the common stocks, bonds and other securities held by the underlying funds may decline - sometimes rapidly or unpredictably - due to various factors, including events or conditions affecting the general economy or particular industries or companies; overall market changes; local, regional or global political, social or economic instability; governmental, governmental agency or central bank responses to economic conditions; changes in inflation rates; and currency exchange rate, interest rate and commodity price fluctuations.

Economies and financial markets throughout the world are highly interconnected. Economic, financial or political events, trading and tariff arrangements, wars, terrorism, cybersecurity events, natural disasters, public health emergencies (such as the spread of infectious disease), bank failures and other circumstances in one country or region, including actions taken by governmental or quasi-governmental authorities in response to any of the foregoing, could have impacts on global economies or markets. As a result, whether or not the underlying funds invest in securities of issuers located in or with significant exposure to the countries affected, the value and liquidity of the underlying funds’ investments may be negatively affected by developments in other countries and regions.

Issuer risks – The prices of, and the income generated by, securities held by the underlying funds may decline in response to various factors directly related to the issuers of such securities, including reduced demand for an issuer’s goods or services, poor management performance, major litigation, investigations or other controversies related to the issuer, changes in the issuer’s financial condition or credit rating, changes in government regulations affecting the issuer or its competitive environment and strategic initiatives such as mergers, acquisitions or dispositions and the market response to any such initiatives. An individual security may also be affected by factors relating to the industry or sector of the issuer or the securities markets as a whole, and conversely an industry or sector or the securities markets may be affected by a change in financial condition or other event affecting a single issuer.

Investing in stocks – Investing in stocks may involve larger price swings and greater potential for loss than other types of investments. As a result, the value of the underlying funds may be subject to sharp declines in value. Income provided by an underlying fund may be reduced by changes in the dividend policies of, and the capital resources available at, the companies in which the underlying fund invests. These risks may be even greater in the case of smaller capitalization stocks.

Investing in small companies – Investing in smaller companies may pose additional risks. For example, it is often more difficult to value or dispose of small company stocks and more difficult to obtain information about smaller companies than about larger companies. Furthermore, smaller companies often have limited product lines, operating histories, markets and/or financial resources, may be dependent on one or a few key persons for management, and can be more susceptible to losses. Moreover, the prices of their stocks may be more volatile than stocks of larger, more established companies, particularly during times of market turmoil.

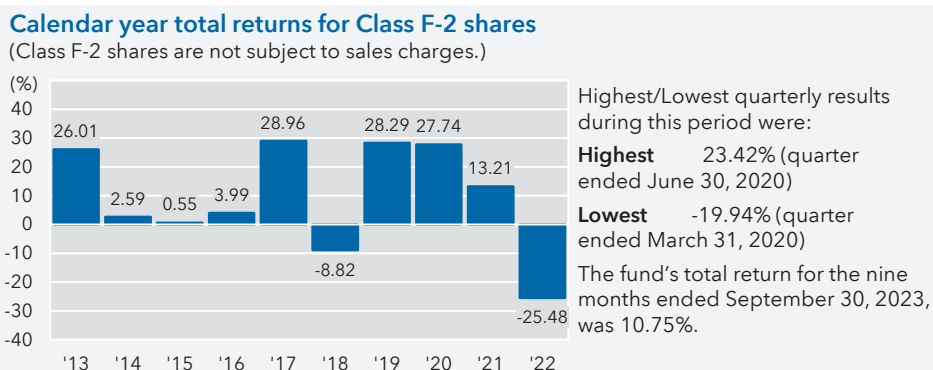
Investing outside the United States – Securities of issuers domiciled outside the United States or with significant operations or revenues outside the United States, and securities tied economically to countries outside the United States, may lose value because of adverse political, social, economic or market developments (including social instability, regional conflicts, terrorism and war) in the countries or regions in which the issuers are domiciled, operate or generate revenue or to which the securities are tied economically. These securities may also lose value due to changes in foreign currency exchange rates against the U.S. dollar and/or currencies of other countries. Issuers of these securities may be more susceptible to actions of foreign governments, such as nationalization, currency blockage or the imposition of price controls, sanctions, or punitive taxes, each of which could adversely impact the value of these securities. Securities markets in certain countries may be more volatile and/or less liquid than those in the United States. Investments outside the United States may also be subject to different regulatory, legal, accounting, auditing, financial reporting and recordkeeping requirements, and may be more difficult to value, than those in the United States. In addition, the value of investments outside the United States may be reduced by foreign taxes, including foreign withholding taxes on interest and dividends. Further, there may be increased risks of delayed settlement of securities purchased or sold by an underlying fund, which could impact the liquidity of the fund's portfolio. The risks of investing outside the United States may be heightened in connection with investments in emerging markets.

Investing in emerging markets – Investing in emerging markets may involve risks in addition to and greater than those generally associated with investing in the securities markets of developed countries. For instance, emerging market countries tend to have less developed political, economic and legal systems than those in developed countries. Accordingly, the governments of these countries may be less stable and more likely to intervene in the market economy, for example, by imposing capital controls, nationalizing a company or industry, placing restrictions on foreign ownership and on withdrawing sale proceeds of securities from the country, and/or imposing punitive taxes that could adversely affect the prices of securities. Information regarding issuers in emerging markets may be limited, incomplete or inaccurate, and such issuers may not be subject to regulatory, accounting, auditing, and financial reporting and recordkeeping standards comparable to those to which issuers in more developed markets are subject. The underlying fund's rights with respect to its investments in emerging markets, if any, will generally be governed by local law, which may make it difficult or impossible for the underlying fund to pursue legal remedies or to obtain and enforce judgments in local courts. In addition, the economies of these countries may be dependent on relatively few industries, may have limited access to capital and may be more susceptible to changes in local and global trade conditions and downturns in the world economy. Securities markets in these countries can also be relatively small and have substantially lower trading volumes. As a result, securities issued in these countries may be more volatile and less liquid, more vulnerable to market manipulation, and more difficult to value, than securities issued in countries with more developed economies and/or markets. Less certainty with respect to security valuations may lead to additional challenges and risks in calculating the underlying fund's net asset value. Additionally, emerging markets are more likely to experience problems with the clearing and settling of trades and the holding of securities by banks, agents and depositories that are less established than those in developed countries.

Management – The investment adviser to the fund and to the underlying funds actively manages each underlying fund's investments. Consequently, the underlying funds are subject to the risk that the methods and analyses, including models, tools and data, employed by the investment adviser in this process may be flawed or incorrect and may not produce the desired results. This could cause an underlying fund to lose value or its investment results to lag relevant benchmarks or other funds with similar objectives.

Your investment in the fund is not a bank deposit and is not insured or guaranteed by the Federal Deposit Insurance Corporation or any other governmental agency, entity or person. You should consider how this fund fits into your overall investment program.

Investment results The following bar chart shows how the fund's investment results have varied from year to year, and the following table shows how the fund's average annual total returns for various periods compare with a broad measure of securities market results and other applicable measures of market results. This information provides some indication of the risks of investing in the fund. The Lipper Global Large-Cap Growth Funds Index includes funds that disclose investment objectives and/or strategies reasonably comparable to those of the fund. Past investment results (before and after taxes) are not predictive of future investment results. Prior to October 30, 2020, certain fees, such as 12b-1 fees, were not charged on Class 529-F-1 shares. If these expenses had been deducted, results would have been lower. Updated information on the fund's investment results can be obtained by visiting capitalgroup.com.



Average annual total returns For the periods ended December 31, 2022:

Share class	Inception date	1 year	5 years	10 years	Lifetime
F-2 – Before taxes	5/18/2012	-25.48%	4.74%	8.19%	9.28%
– After taxes on distributions		-26.79	3.65	7.21	N/A
– After taxes on distributions and sale of fund shares		-14.09	3.70	6.61	N/A
Share classes (before taxes)	Inception date	1 year	5 years	10 years	Lifetime
A (with maximum sales charge)	5/18/2012	-29.98%	3.25%	7.30%	8.41%
C	5/18/2012	-26.94	3.70	7.28	8.39
F-1	5/18/2012	-25.71	4.47	7.90	9.00
F-3	1/27/2017	-25.43	4.85	N/A	7.76
529-A (with maximum sales charge)	5/18/2012	-28.32	3.69	7.50	8.61
529-C	5/18/2012	-26.98	3.64	7.45	8.55
529-E	5/18/2012	-25.86	4.22	7.63	8.72
529-F-1	5/18/2012	-25.56	4.67	8.11	9.20
529-F-2	10/30/2020	-25.51	N/A	N/A	0.39
529-F-3	10/30/2020	-25.45	N/A	N/A	0.46
ABLE-A	7/13/2018	-28.18	N/A	N/A	3.24
ABLE-F-2	10/30/2020	-25.46	N/A	N/A	0.48
R-1	5/18/2012	-26.17	3.78	7.15	8.24
R-2	5/18/2012	-26.26	3.71	7.11	8.21
R-2E	8/29/2014	-26.00	4.02	N/A	5.67
R-3	5/18/2012	-25.92	4.18	7.60	8.68
R-4	5/18/2012	-25.68	4.50	7.93	9.03
R-5E	11/20/2015	-25.53	4.71	N/A	7.25
R-5	5/18/2012	-25.43	4.81	8.25	9.33
R-6	5/18/2012	-25.45	4.85	8.30	9.37
Indexes		1 year	5 years	10 years	Lifetime (from Class F-2 inception)
MSCI® All Country World Index (reflects no deductions for sales charges, account fees, expenses or U.S. federal income taxes)		-18.36%	5.23%	7.98	8.96%
Lipper Global Large-Cap Growth Funds Index (reflects no deductions for sales charges, account fees or U.S. federal income taxes)		-27.41	5.49	8.39	9.16

After-tax returns are shown only for Class F-2 shares; after-tax returns for other share classes will vary. After-tax returns are calculated using the highest individual federal income tax rates in effect during each year of the periods shown and do not reflect the impact of state and local taxes. Your actual after-tax returns depend on your individual tax situation and likely will differ from the results shown above. In addition, after-tax returns are not relevant if you hold your fund shares through a tax-deferred arrangement, such as a 401(k) plan, individual retirement account (IRA) or 529 college savings plan.

Management

Investment adviser Capital Research and Management Company

Portfolio Solutions Committee The investment adviser's Portfolio Solutions Committee develops the allocation approach and selects the underlying funds in which the fund invests. The members of the Portfolio Solutions Committee, who are jointly and primarily responsible for the portfolio management of the fund, are:

Investment professional/ Series title (if applicable)	Investment professional experience in this fund	Primary title with investment adviser
Alan N. Berro Senior Vice President	12 years	Partner – Capital World Investors
Michelle J. Black Senior Vice President	4 years	Partner – Capital Solutions Group
Brittain Ezzes Senior Vice President	Less than 1 year	Vice President – Capital Research Global Investors
Samir Mathur President	4 years	Partner – Capital Solutions Group
Wesley K. Phoa Senior Vice President	12 years	Partner – Capital Solutions Group
John R. Queen Senior Vice President	4 years	Partner – Capital Fixed Income Investors
Andrew B. Suzman Senior Vice President	12 years	Partner – Capital World Investors

Purchase and sale of fund shares The minimum amount to establish an account for all share classes is normally \$250 and the minimum to add to an account is \$50. For a payroll deduction retirement plan account, payroll deduction savings plan account or employer-sponsored 529 account, the minimum is \$25 to establish or add to an account. For accounts with Class F-3 shares held and serviced by the fund's transfer agent, the minimum investment amount is \$1 million.

If you are a retail investor, you may sell (redeem) shares on any business day through your dealer or financial professional or by writing to American Funds Service Company® at P.O. Box 6007, Indianapolis, Indiana 46206-6007; telephoning American Funds Service Company at (800) 421-4225; faxing American Funds Service Company at (888) 421-4351; or accessing our website at capitalgroup.com. Please contact your plan administrator or recordkeeper to sell (redeem) shares from your retirement plan.

Tax information Dividends and capital gain distributions you receive from the fund are subject to federal income taxes and may also be subject to state and local taxes, unless you are tax-exempt or your account is tax-favored.

Payments to broker-dealers and other financial intermediaries If you purchase shares of the fund through a broker-dealer or other financial intermediary (such as a bank), the fund and the fund's distributor or its affiliates may pay the intermediary for the sale of fund shares and related services. These payments may create a conflict of interest by influencing the broker-dealer or other intermediary and your individual financial professional to recommend the fund over another investment. Ask your individual financial professional or visit your financial intermediary's website for more information.

American Funds Growth Portfolio

Investment objective The fund's investment objective is to provide long-term growth of capital.

Fees and expenses of the fund This table describes the fees and expenses that you may pay if you buy, hold and sell shares of the fund. **You may pay other fees, such as brokerage commissions and other fees to financial intermediaries, which are not reflected in the tables and examples below.** For example, in addition to the fees and expenses described below, you may also be required to pay brokerage commissions on purchases and sales of Class F-2, F-3, 529-F-2, 529-F-3 or ABLE-F-2 shares of the fund. You may qualify for a Class A sales charge discount if you and your family invest, or agree to invest in the future, at least \$25,000 in American Funds. More information about these and other discounts is available from your financial professional, in the "Sales charge reductions and waivers" sections on page 86 of the prospectus and on page 109 of the fund's statement of additional information, and in the sales charge waiver appendix to the prospectus.

Shareholder fees (fees paid directly from your investment)								
Share class:	A	529-A and ABLE-A	C and 529-C	529-E	T and 529-T	All F, 529-F and ABLE-F-2 share classes	All R share classes	
Maximum sales charge (load) imposed on purchases (as a percentage of offering price)	5.75%	3.50	none	none	2.50%	none	none	
Maximum deferred sales charge (load) (as a percentage of the amount redeemed)	1.00 ¹	1.00 ¹	1.00%	none	none	none	none	
Maximum sales charge (load) imposed on reinvested dividends	none	none	none	none	none	none	none	
Redemption or exchange fees	none	none	none	none	none	none	none	
Annual fund operating expenses (expenses that you pay each year as a percentage of the value of your investment)								
Share class:	A	C	T	F-1	F-2	F-3	529-A	529-C
Management fees	none	none	none	none	none	none	none	none
Distribution and/or service (12b-1) fees	0.24%	0.99%	0.25%	0.25%	none	none	0.24%	1.00%
Other expenses	0.13	0.13	0.12 ²	0.13	0.11%	0.01%	0.18	0.18
Acquired (underlying) fund fees and expenses	0.38	0.38	0.38	0.38	0.38	0.38	0.38	0.38
Total annual fund operating expenses	0.75	1.50	0.75	0.76	0.49	0.39	0.80	1.56
Share class:	529-E	529-T	529-F-1	529-F-2	529-F-3	ABLE-A	ABLE-F-2	
Management fees	none	none	none	none	none	none	none	
Distribution and/or service (12b-1) fees	0.50%	0.25%	0.25%	none	none	0.20%	none	
Other expenses	0.13	0.18 ²	0.19	0.14% ²	0.07%	0.12	0.12%	
Acquired (underlying) fund fees and expenses	0.38	0.38	0.38	0.38	0.38	0.38	0.38	
Total annual fund operating expenses	1.01	0.81	0.82	0.52	0.45	0.70	0.50	
Fee waiver	–	–	–	–	–	0.06 ³	0.06 ³	
Total annual fund operating expenses after fee waiver	1.01	0.81	0.82	0.52	0.45	0.64	0.44	
Share class:	R-1	R-2	R-2E	R-3	R-4	R-5E	R-5	R-6
Management fees	none	none	none	none	none	none	none	none
Distribution and/or service (12b-1) fees	1.00%	0.75%	0.60%	0.50%	0.25%	none	none	none
Other expenses	0.10	0.34	0.21	0.15	0.09	0.15%	0.06%	0.01%
Acquired (underlying) fund fees and expenses	0.38	0.38	0.38	0.38	0.38	0.38	0.38	0.38
Total annual fund operating expenses	1.48	1.47	1.19	1.03	0.72	0.53	0.44	0.39

¹ A contingent deferred sales charge of 1.00% applies on certain redemptions made within 18 months following purchases of \$1 million or more made without an initial sales charge. Contingent deferred sales charge is calculated based on the lesser of the offering price and market value of shares being sold.

² Restated to reflect current fees.

³ Virginia529, as program administrator of ABLEAmerica, is currently waiving the fee owed to it as compensation for its oversight and administration of ABLEAmerica. This waiver will be in effect through at least January 1, 2025. Subject to the terms of its contractual arrangement with the investment adviser, Virginia529 may elect to extend, modify or terminate the waiver at that time.

Example This example is intended to help you compare the cost of investing in the fund with the cost of investing in other mutual funds.

The example assumes that you invest \$10,000 in the fund for the time periods indicated and then redeem or hold all of your shares at the end of those periods. The example also assumes that your investment has a 5% return each year and that the fund's operating expenses remain the same. The example reflects the fee waiver described above through the expiration date of such waiver and total annual fund operating expenses thereafter. You may be required to pay brokerage commissions on your purchases and sales of Class F-2, F-3, 529-F-2, 529-F-3 or ABLE-F-2 shares of the fund, which are not reflected in the example. Although your actual costs may be higher or lower, based on these assumptions your costs would be:

Share class:	A	C	T	F-1	F-2	F-3	529-A	529-C	529-E	529-T	529-F-1	529-F-2	529-F-3	ABLE A	ABLE F-2
1 year	\$647	\$253	\$325	\$78	\$50	\$40	\$429	\$259	\$103	\$331	\$84	\$53	\$46	\$413	\$45
3 years	801	474	484	243	157	125	597	493	322	502	262	167	144	560	154
5 years	968	818	657	422	274	219	779	850	558	688	455	291	252	720	274
10 years	1,452	1,588	1,157	942	616	493	1,305	1,376	1,236	1,227	1,014	653	567	1,185	622

Share class:	R-1	R-2	R-2E	R-3	R-4	R-5E	R-5	R-6	For the share classes listed to the right, you would pay the following if you did not redeem your shares:	Share class:	C	529-C
1 year	\$151	\$150	\$121	\$105	\$74	\$54	\$45	40		1 year	\$153	\$159
3 years	468	465	378	328	230	170	141	125		3 years	474	493
5 years	808	803	654	569	401	296	246	219		5 years	818	850
10 years	1,768	1,757	1,443	1,259	894	665	555	493		10 years	1,588	1,376

Portfolio turnover The fund may pay transaction costs, such as commissions, when it buys and sells securities (or "turns over" its portfolio). A higher portfolio turnover rate may indicate higher transaction costs and may result in higher taxes when fund shares are held in a taxable account. These costs, which are not reflected in annual fund operating expenses or in the example, affect the fund's investment results. During the most recent fiscal year, the fund's portfolio turnover rate was 1% of the average value of its portfolio.

Principal investment strategies The fund will attempt to achieve its investment objective by investing in a mix of American Funds in different combinations and weightings. The underlying American Funds will primarily consist of growth funds. The fund may also invest in growth-and-income funds. Through its investments in the underlying funds, the fund will have significant exposure to growth-oriented common stocks.

The fund will typically have significant exposure to issuers domiciled outside the United States. The fund may also have exposure to smaller capitalization issuers and issuers domiciled in emerging markets. The investment adviser believes that exposure to issuers domiciled outside the United States can help provide diversification when seeking long-term growth of capital.

The fund's investment adviser seeks to create combinations of underlying funds that complement each other with a goal of achieving the fund's investment objective of providing long-term growth of capital. In making this determination, the fund's investment adviser considers the historical volatility and returns of the underlying funds and how various combinations would have behaved in past market environments. It also considers, among other topics, current market conditions and the investment positions of the underlying funds.

The fund's investment adviser periodically reviews the investment strategies and asset mix of the underlying funds. The investment adviser will also consider whether overall market conditions would favor a change in the exposure of the fund to various asset types or geographic regions. Based on these considerations, the investment adviser may make adjustments to underlying fund holdings by adjusting the percentage of individual underlying funds within the fund, or adding or removing underlying funds. The investment adviser may also determine not to change the underlying fund allocations, particularly in response to short-term market movements, if in its opinion the combination of underlying funds is appropriate to meet the fund's investment objective.

Principal risks This section describes the principal risks associated with investing in the fund and its underlying funds. You may lose money by investing in the fund. The likelihood of loss may be greater if you invest for a shorter period of time. Investors in the fund should have a long-term perspective and be able to tolerate potentially sharp declines in value.

The following are principal risks associated with investing in the fund.

Allocation risk – Investments in the fund are subject to risks related to the investment adviser’s allocation choices. The selection of the underlying funds and the allocation of the fund’s assets could cause the fund to lose value or its results to lag relevant benchmarks or other funds with similar objectives.

Fund structure – The fund invests in underlying funds and incurs expenses related to the underlying funds. In addition, investors in the fund will incur fees to pay for certain expenses related to the operations of the fund. An investor holding the underlying funds directly and in the same proportions as the fund would incur lower overall expenses but would not receive the benefit of the portfolio management and other services provided by the fund. Additionally, in accordance with an exemption under the Investment Company Act of 1940, as amended, the investment adviser considers only proprietary funds when selecting underlying investment options and allocations. This means that the fund’s investment adviser does not, nor does it expect to, consider any unaffiliated funds as underlying investment options for the fund. This strategy could raise certain conflicts of interest when determining the overall asset allocation of the fund or choosing underlying investments for the fund, including the selection of funds that result in greater compensation to the adviser or funds with relatively lower historical investment results. The investment adviser has policies and procedures designed to mitigate material conflicts of interest that may arise in connection with its management of the fund.

Underlying fund risks – Because the fund’s investments consist of underlying funds, the fund’s risks are directly related to the risks of the underlying funds. For this reason, it is important to understand the risks associated with investing in the underlying funds, as described below.

The following are principal risks associated with investing in the underlying funds.

Market conditions – The prices of, and the income generated by, the common stocks, bonds and other securities held by the underlying funds may decline - sometimes rapidly or unpredictably - due to various factors, including events or conditions affecting the general economy or particular industries or companies; overall market changes; local, regional or global political, social or economic instability; governmental, governmental agency or central bank responses to economic conditions; changes in inflation rates; and currency exchange rate, interest rate and commodity price fluctuations.

Economies and financial markets throughout the world are highly interconnected. Economic, financial or political events, trading and tariff arrangements, wars, terrorism, cybersecurity events, natural disasters, public health emergencies (such as the spread of infectious disease), bank failures and other circumstances in one country or region, including actions taken by governmental or quasi-governmental authorities in response to any of the foregoing, could have impacts on global economies or markets. As a result, whether or not the underlying funds invest in securities of issuers located in or with significant exposure to the countries affected, the value and liquidity of the underlying funds’ investments may be negatively affected by developments in other countries and regions.

Issuer risks – The prices of, and the income generated by, securities held by the underlying funds may decline in response to various factors directly related to the issuers of such securities, including reduced demand for an issuer’s goods or services, poor management performance, major litigation, investigations or other controversies related to the issuer, changes in the issuer’s financial condition or credit rating, changes in government regulations affecting the issuer or its competitive environment and strategic initiatives such as mergers, acquisitions or dispositions and the market response to any such initiatives. An individual security may also be affected by factors relating to the industry or sector of the issuer or the securities markets as a whole, and conversely an industry or sector or the securities markets may be affected by a change in financial condition or other event affecting a single issuer.

Investing in stocks – Investing in stocks may involve larger price swings and greater potential for loss than other types of investments. As a result, the value of the underlying funds may be subject to sharp declines in value. Income provided by an underlying fund may be reduced by changes in the dividend policies of, and the capital resources available at, the companies in which the underlying fund invests. These risks may be even greater in the case of smaller capitalization stocks.

Investing in small companies – Investing in smaller companies may pose additional risks. For example, it is often more difficult to value or dispose of small company stocks and more difficult to obtain information about smaller companies than about larger companies. Furthermore, smaller companies often have limited product lines, operating histories, markets and/or financial resources, may be dependent on one or a few key persons for management, and can be more susceptible to losses. Moreover, the prices of their stocks may be more volatile than stocks of larger, more established companies, particularly during times of market turmoil.

Investing outside the United States – Securities of issuers domiciled outside the United States or with significant operations or revenues outside the United States, and securities tied economically to countries outside the United States, may lose value because of adverse political, social, economic or market developments (including social instability, regional conflicts, terrorism and war) in the countries or regions in which the issuers are domiciled, operate or generate revenue or to which the securities are tied economically. These securities may also lose value due to changes in foreign currency exchange rates against the U.S. dollar and/or currencies of other countries. Issuers of these securities may be more susceptible to actions of foreign governments, such as nationalization, currency blockage or the imposition of price controls, sanctions, or punitive taxes, each of which could adversely impact the value of these securities. Securities markets in certain countries may be more volatile and/or less liquid than those in the United States. Investments outside the United States may also be subject to different regulatory, legal, accounting, auditing, financial reporting and recordkeeping requirements, and may be more difficult to value, than those in the United States. In addition, the value of investments outside the United States may be reduced by foreign taxes, including foreign withholding taxes on interest and dividends. Further, there may be increased risks of delayed settlement of securities purchased or sold by an underlying fund, which could impact the liquidity of the fund's portfolio. The risks of investing outside the United States may be heightened in connection with investments in emerging markets.

Investing in emerging markets – Investing in emerging markets may involve risks in addition to and greater than those generally associated with investing in the securities markets of developed countries. For instance, emerging market countries tend to have less developed political, economic and legal systems than those in developed countries. Accordingly, the governments of these countries may be less stable and more likely to intervene in the market economy, for example, by imposing capital controls, nationalizing a company or industry, placing restrictions on foreign ownership and on withdrawing sale proceeds of securities from the country, and/or imposing punitive taxes that could adversely affect the prices of securities. Information regarding issuers in emerging markets may be limited, incomplete or inaccurate, and such issuers may not be subject to regulatory, accounting, auditing, and financial reporting and recordkeeping standards comparable to those to which issuers in more developed markets are subject. The underlying fund's rights with respect to its investments in emerging markets, if any, will generally be governed by local law, which may make it difficult or impossible for the underlying fund to pursue legal remedies or to obtain and enforce judgments in local courts. In addition, the economies of these countries may be dependent on relatively few industries, may have limited access to capital and may be more susceptible to changes in local and global trade conditions and downturns in the world economy. Securities markets in these countries can also be relatively small and have substantially lower trading volumes. As a result, securities issued in these countries may be more volatile and less liquid, more vulnerable to market manipulation, and more difficult to value, than securities issued in countries with more developed economies and/or markets. Less certainty with respect to security valuations may lead to additional challenges and risks in calculating the underlying fund's net asset value. Additionally, emerging markets are more likely to experience problems with the clearing and settling of trades and the holding of securities by banks, agents and depositories that are less established than those in developed countries.

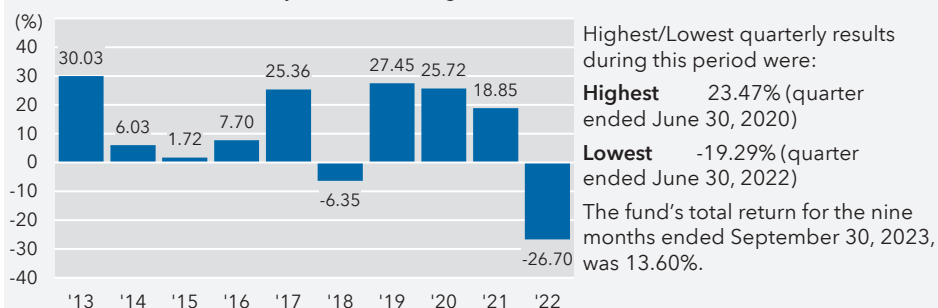
Management – The investment adviser to the fund and to the underlying funds actively manages each underlying fund's investments. Consequently, the underlying funds are subject to the risk that the methods and analyses, including models, tools and data, employed by the investment adviser in this process may be flawed or incorrect and may not produce the desired results. This could cause an underlying fund to lose value or its investment results to lag relevant benchmarks or other funds with similar objectives.

Your investment in the fund is not a bank deposit and is not insured or guaranteed by the Federal Deposit Insurance Corporation or any other governmental agency, entity or person. You should consider how this fund fits into your overall investment program.

Investment results The following bar chart shows how the fund's investment results have varied from year to year, and the following table shows how the fund's average annual total returns for various periods compare with a broad measure of securities market results and other applicable measures of market results. This information provides some indication of the risks of investing in the fund. The Lipper Global Multi-Cap Growth Funds Index includes funds that disclose investment objectives and/or strategies reasonably comparable to those of the fund. Past investment results (before and after taxes) are not predictive of future investment results. Prior to October 30, 2020, certain fees, such as 12b-1 fees, were not charged on Class 529-F-1 shares. If these expenses had been deducted, results would have been lower. Updated information on the fund's investment results can be obtained by visiting capitalgroup.com.

Calendar year total returns for Class F-2 shares

(Class F-2 shares are not subject to sales charges.)



Average annual total returns For the periods ended December 31, 2022:

Share class	Inception date	1 year	5 years	10 years	Lifetime
F-2 – Before taxes	5/18/2012	-26.70%	5.51%	9.49%	10.32%
– After taxes on distributions		-28.32	4.11	8.35	N/A
– After taxes on distributions and sale of fund shares		-14.66	4.29	7.69	N/A
Share classes (before taxes)	Inception date	1 year	5 years	10 years	Lifetime
A (with maximum sales charge)	5/18/2012	-31.10%	4.00%	8.60%	9.45
C	5/18/2012	-28.09	4.45	8.57	9.42
F-1	5/18/2012	-26.91	5.22	9.20	10.03
F-3	1/27/2017	-26.60	5.61	N/A	8.03
529-A (with maximum sales charge)	5/18/2012	-29.45	4.45	8.80	9.65
529-C	5/18/2012	-28.12	4.40	8.74	9.60
529-E	5/18/2012	-27.08	4.96	8.92	9.74
529-F-1	5/18/2012	-26.76	5.43	9.42	10.24
529-F-2	10/30/2020	-26.71	N/A	N/A	1.26
529-F-3	10/30/2020	-26.65	N/A	N/A	1.35
ABLE-A	7/13/2018	-29.39	N/A	N/A	3.60
ABLE-F-2	10/30/2020	-26.63	N/A	N/A	1.39
R-1	5/18/2012	-27.43	4.47	8.40	9.24
R-2	5/18/2012	-27.41	4.47	8.41	9.24
R-2E	8/29/2014	-27.23	4.77	N/A	6.52
R-3	5/18/2012	-27.09	4.94	8.90	9.72
R-4	5/18/2012	-26.87	5.25	9.23	10.06
R-5E	11/20/2015	-26.75	5.46	N/A	7.95
R-5	5/18/2012	-26.68	5.56	9.55	10.37
R-6	5/18/2012	-26.62	5.62	9.60	10.42
Indexes		1 year	5 years	10 years	Lifetime (from Class F-2 inception)
S&P 500 Index (reflects no deductions for sales charges, account fees, expenses or U.S. federal income taxes)		-18.11%	9.42%	12.56%	12.96%
MSCI® All Country World ex USA Index (reflects no deductions for sales charges, account fees, expenses or U.S. federal income taxes)		-16.00	0.88	3.80	5.30
Lipper Global Multi-Cap Growth Funds Index (reflects no deductions for sales charges, account fees or U.S. federal income taxes)		-28.63	5.19	8.30	9.12

After-tax returns are shown only for Class F-2 shares; after-tax returns for other share classes will vary. After-tax returns are calculated using the highest individual federal income tax rates in effect during each year of the periods shown and do not reflect the impact of state and local taxes. Your actual after-tax returns depend on your individual tax situation and likely will differ from the results shown above. In addition, after-tax returns are not relevant if you hold your fund shares through a tax-deferred arrangement, such as a 401(k) plan, individual retirement account (IRA) or 529 college savings plan.

Management

Investment adviser Capital Research and Management Company

Portfolio Solutions Committee The investment adviser's Portfolio Solutions Committee develops the allocation approach and selects the underlying funds in which the fund invests. The members of the Portfolio Solutions Committee, who are jointly and primarily responsible for the portfolio management of the fund, are:

Investment professional/ Series title (if applicable)	Investment professional experience in this fund	Primary title with investment adviser
Alan N. Berro Senior Vice President	12 years	Partner – Capital World Investors
Michelle J. Black Senior Vice President	4 years	Partner – Capital Solutions Group
Brittain Ezzes Senior Vice President	Less than 1 year	Vice President – Capital Research Global Investors
Samir Mathur President	4 years	Partner – Capital Solutions Group
Wesley K. Phoa Senior Vice President	12 years	Partner – Capital Solutions Group
John R. Queen Senior Vice President	4 years	Partner – Capital Fixed Income Investors
Andrew B. Suzman Senior Vice President	12 years	Partner – Capital World Investors

Purchase and sale of fund shares The minimum amount to establish an account for all share classes is normally \$250 and the minimum to add to an account is \$50. For a payroll deduction retirement plan account, payroll deduction savings plan account or employer-sponsored 529 account, the minimum is \$25 to establish or add to an account. For accounts with Class F-3 shares held and serviced by the fund's transfer agent, the minimum investment amount is \$1 million.

If you are a retail investor, you may sell (redeem) shares on any business day through your dealer or financial professional or by writing to American Funds Service Company® at P.O. Box 6007, Indianapolis, Indiana 46206-6007; telephoning American Funds Service Company at (800) 421-4225; faxing American Funds Service Company at (888) 421-4351; or accessing our website at capitalgroup.com. Please contact your plan administrator or recordkeeper to sell (redeem) shares from your retirement plan.

Tax information Dividends and capital gain distributions you receive from the fund are subject to federal income taxes and may also be subject to state and local taxes, unless you are tax-exempt or your account is tax-favored.

Payments to broker-dealers and other financial intermediaries If you purchase shares of the fund through a broker-dealer or other financial intermediary (such as a bank), the fund and the fund's distributor or its affiliates may pay the intermediary for the sale of fund shares and related services. These payments may create a conflict of interest by influencing the broker-dealer or other intermediary and your individual financial professional to recommend the fund over another investment. Ask your individual financial professional or visit your financial intermediary's website for more information.

American Funds Growth and Income Portfolio

Investment objective The fund's investment objective is to provide long-term growth of capital while providing current income.

Fees and expenses of the fund This table describes the fees and expenses that you may pay if you buy, hold and sell shares of the fund.

You may pay other fees, such as brokerage commissions and other fees to financial intermediaries, which are not reflected in the tables and examples below. For example, in addition to the fees and expenses described below, you may also be required to pay brokerage commissions on purchases and sales of Class F-2, F-3, 529-F-2, 529-F-3 or ABLE-F-2 shares of the fund. You may qualify for a Class A sales charge discount if you and your family invest, or agree to invest in the future, at least \$25,000 in American Funds. More information about these and other discounts is available from your financial professional, in the "Sales charge reductions and waivers" sections on page 86 of the prospectus and on page 109 of the fund's statement of additional information, and in the sales charge waiver appendix to the prospectus.

Shareholder fees (fees paid directly from your investment)

Share class:	A	529-A and ABLE-A	C and 529-C	529-E	T and 529-T	All F, 529-F and ABLE-F-2 share classes	All R share classes
Maximum sales charge (load) imposed on purchases (as a percentage of offering price)	5.75%	3.50	none	none	2.50%	none	none
Maximum deferred sales charge (load) (as a percentage of the amount redeemed)	1.00 ¹	1.00 ¹	1.00%	none	none	none	none
Maximum sales charge (load) imposed on reinvested dividends	none	none	none	none	none	none	none
Redemption or exchange fees	none	none	none	none	none	none	none

Annual fund operating expenses (expenses that you pay each year as a percentage of the value of your investment)

Share class:	A	C	T	F-1	F-2	F-3	529-A	529-C
Management fees	none	none	none	none	none	none	none	none
Distribution and/or service (12b-1) fees	0.25%	1.00%	0.25%	0.25%	none	none	0.24%	1.00%
Other expenses	0.08	0.08	0.08 ²	0.12	0.11%	0.01%	0.13	0.14
Acquired (underlying) fund fees and expenses	0.34	0.34	0.34	0.34	0.34	0.34	0.34	0.34
Total annual fund operating expenses	0.67	1.42	0.67	0.71	0.45	0.35	0.71	1.48

Share class:	529-E	529-T	529-F-1	529-F-2	529-F-3	ABLE-A	ABLE-F-2
Management fees	none	none	none	none	none	none	none
Distribution and/or service (12b-1) fees	0.50%	0.25%	0.25%	none	none	0.20%	none
Other expenses	0.10	0.12	0.18	0.10%	0.07%	0.10	0.10%
Acquired (underlying) fund fees and expenses	0.34	0.34	0.34	0.34	0.34	0.34	0.34
Total annual fund operating expenses	0.94	0.71	0.77	0.44	0.41	0.64	0.44
Fee waiver	–	–	–	–	–	0.06 ³	0.06 ³
Total annual fund operating expenses after fee waiver	0.94	0.71	0.77	0.44	0.41	0.58	0.38

Share class:	R-1	R-2	R-2E	R-3	R-4	R-5E	R-5	R-6
Management fees	none	none	none	none	none	none	none	none
Distribution and/or service (12b-1) fees	1.00%	0.75%	0.60%	0.50%	0.25%	none	none	none
Other expenses	0.10	0.33	0.21	0.15	0.09	0.15%	0.06%	0.01%
Acquired (underlying) fund fees and expenses	0.34	0.34	0.34	0.34	0.34	0.34	0.34	0.34
Total annual fund operating expenses	1.44	1.42	1.15	0.99	0.68	0.49	0.40	0.35

¹ A contingent deferred sales charge of 1.00% applies on certain redemptions made within 18 months following purchases of \$1 million or more made without an initial sales charge. Contingent deferred sales charge is calculated based on the lesser of the offering price and market value of shares being sold.

² Restated to reflect current fees.

³ Virginia529, as program administrator of ABLEAmerica, is currently waiving the fee owed to it as compensation for its oversight and administration of ABLEAmerica. This waiver will be in effect through at least January 1, 2025. Subject to the terms of its contractual arrangement with the investment adviser, Virginia529 may elect to extend, modify or terminate the waiver at that time.

Example This example is intended to help you compare the cost of investing in the fund with the cost of investing in other mutual funds.

The example assumes that you invest \$10,000 in the fund for the time periods indicated and then redeem or hold all of your shares at the end of those periods. The example also assumes that your investment has a 5% return each year and that the fund's operating expenses remain the same. The example reflects the fee waiver described above through the expiration date of such waiver and total annual fund operating expenses thereafter. You may be required to pay brokerage commissions on your purchases and sales of Class F-2, F-3, 529-F-2, 529-F-3 or ABLE-F-2 shares of the fund, which are not reflected in the example. Although your actual costs may be higher or lower, based on these assumptions your costs would be:

Share class:	A	C	T	F-1	F-2	F-3	529-A	529-C	529-E	529-T	529-F-1	529-F-2	529-F-3	ABLE A	ABLE F-2
1 year	\$640	\$245	\$317	\$73	\$46	\$36	\$420	\$251	\$96	\$321	\$79	\$45	\$42	\$407	\$39
3 years	777	449	459	227	144	113	569	468	300	471	246	141	132	542	135
5 years	927	776	614	395	252	197	731	808	520	635	428	246	230	689	240
10 years	1,362	1,497	1,064	883	567	443	1,202	1,278	1,155	1,110	954	555	518	1,115	549

Share class:	R-1	R-2	R-2E	R-3	R-4	R-5E	R-5	R-6	For the share classes listed to the right, you would pay the following if you did not redeem your shares:	Share class:	C	529-C
1 year	\$147	\$145	\$117	\$101	\$69	\$50	\$41	36		1 year	\$145	\$151
3 years	456	449	365	315	218	157	128	113		3 years	449	468
5 years	787	776	633	547	379	274	224	197		5 years	776	808
10 years	1,724	1,702	1,398	1,213	847	616	505	443		10 years	1,497	1,278

Portfolio turnover The fund may pay transaction costs, such as commissions, when it buys and sells securities (or "turns over" its portfolio). A higher portfolio turnover rate may indicate higher transaction costs and may result in higher taxes when fund shares are held in a taxable account. These costs, which are not reflected in annual fund operating expenses or in the example, affect the fund's investment results. During the most recent fiscal year, the fund's portfolio turnover rate was 2% of the average value of its portfolio.

Principal investment strategies The fund will attempt to achieve its investment objective by investing in a mix of American Funds in different combinations and weightings. The underlying American Funds will predominately consist of equity funds in the growth, growth-and-income, equity-income and balanced categories. However, the fund may also invest in fixed income funds.

Through its investments in the underlying funds, the fund will have significant exposure to growth-oriented common stocks. The fund will seek to generate some of its income from exposure to dividend paying stocks. The fund will seek exposure to investments outside the United States, including in emerging markets. The investment adviser believes that exposure to investments outside the United States can help provide diversification when seeking current income and long-term growth of capital.

With respect to its fixed income investments, the underlying funds in which the fund invests may hold debt securities with a wide range of quality and maturities. The fund may invest in underlying funds with significant exposure to bonds rated BB+ or below and Ba1 or below by Nationally Recognized Statistical Rating Organizations designated by the fund's investment adviser, or unrated but determined by the fund's investment adviser to be of equivalent quality. Securities rated BB+ or below and Ba1 or below are sometimes referred to as "junk bonds." Exposure to lower rated securities may help the fund achieve its objective of providing current income.

The underlying funds may hold securities issued and guaranteed by the U.S. government, securities issued by federal agencies and instrumentalities and securities backed by mortgages or other assets. The underlying funds may also invest in the debt securities of governments, agencies, corporations and other entities domiciled outside the United States.

The fund's investment adviser seeks to create combinations of underlying funds that complement each other with a goal of achieving the fund's investment objective of providing long-term growth of capital while providing current income. In making this determination, the fund's investment adviser considers the historical volatility and returns of the underlying funds and how various combinations would have behaved in past market environments. It also considers, among other topics, current market conditions and the investment positions of the underlying funds.

The fund's investment adviser periodically reviews the investment strategies and asset mix of the underlying funds. The investment adviser will also consider whether overall market conditions would favor a change in the exposure of the fund to various asset types or geographic regions. Based on these considerations, the investment adviser may make adjustments to underlying fund holdings by adjusting the percentage of individual underlying funds within the fund, or adding or removing underlying funds. The investment adviser may also determine not to change the underlying fund allocations, particularly in response to short-term market movements, if in its opinion the combination of underlying funds is appropriate to meet the fund's investment objective.

Principal risks This section describes the principal risks associated with investing in the fund and its underlying funds. You may lose money by investing in the fund. The likelihood of loss may be greater if you invest for a shorter period of time. Investors in the fund should have a long-term perspective and be able to tolerate potentially sharp declines in value.

The following are principal risks associated with investing in the fund.

Allocation risk – Investments in the fund are subject to risks related to the investment adviser’s allocation choices. The selection of the underlying funds and the allocation of the fund’s assets could cause the fund to lose value or its results to lag relevant benchmarks or other funds with similar objectives.

Fund structure – The fund invests in underlying funds and incurs expenses related to the underlying funds. In addition, investors in the fund will incur fees to pay for certain expenses related to the operations of the fund. An investor holding the underlying funds directly and in the same proportions as the fund would incur lower overall expenses but would not receive the benefit of the portfolio management and other services provided by the fund. Additionally, in accordance with an exemption under the Investment Company Act of 1940, as amended, the investment adviser considers only proprietary funds when selecting underlying investment options and allocations. This means that the fund’s investment adviser does not, nor does it expect to, consider any unaffiliated funds as underlying investment options for the fund. This strategy could raise certain conflicts of interest when determining the overall asset allocation of the fund or choosing underlying investments for the fund, including the selection of funds that result in greater compensation to the adviser or funds with relatively lower historical investment results. The investment adviser has policies and procedures designed to mitigate material conflicts of interest that may arise in connection with its management of the fund.

Underlying fund risks – Because the fund’s investments consist of underlying funds, the fund’s risks are directly related to the risks of the underlying funds. For this reason, it is important to understand the risks associated with investing in the underlying funds, as described below.

The following are principal risks associated with investing in the underlying funds.

Market conditions – The prices of, and the income generated by, the common stocks, bonds and other securities held by the underlying funds may decline - sometimes rapidly or unpredictably - due to various factors, including events or conditions affecting the general economy or particular industries or companies; overall market changes; local, regional or global political, social or economic instability; governmental, governmental agency or central bank responses to economic conditions; changes in inflation rates; and currency exchange rate, interest rate and commodity price fluctuations.

Economies and financial markets throughout the world are highly interconnected. Economic, financial or political events, trading and tariff arrangements, wars, terrorism, cybersecurity events, natural disasters, public health emergencies (such as the spread of infectious disease), bank failures and other circumstances in one country or region, including actions taken by governmental or quasi-governmental authorities in response to any of the foregoing, could have impacts on global economies or markets. As a result, whether or not the underlying funds invest in securities of issuers located in or with significant exposure to the countries affected, the value and liquidity of the underlying funds’ investments may be negatively affected by developments in other countries and regions.

Issuer risks – The prices of, and the income generated by, securities held by the underlying funds may decline in response to various factors directly related to the issuers of such securities, including reduced demand for an issuer’s goods or services, poor management performance, major litigation, investigations or other controversies related to the issuer, changes in the issuer’s financial condition or credit rating, changes in government regulations affecting the issuer or its competitive environment and strategic initiatives such as mergers, acquisitions or dispositions and the market response to any such initiatives. An individual security may also be affected by factors relating to the industry or sector of the issuer or the securities markets as a whole, and conversely an industry or sector or the securities markets may be affected by a change in financial condition or other event affecting a single issuer.

Investing in stocks – Investing in stocks may involve larger price swings and greater potential for loss than other types of investments. As a result, the value of the underlying funds may be subject to sharp declines in value. Income provided by an underlying fund may be reduced by changes in the dividend policies of, and the capital resources available at, the companies in which the underlying fund invests. These risks may be even greater in the case of smaller capitalization stocks.

Investing outside the United States – Securities of issuers domiciled outside the United States or with significant operations or revenues outside the United States, and securities tied economically to countries outside the United States, may lose value because of adverse political, social, economic or market developments (including social instability, regional conflicts, terrorism and war) in the countries or regions in which the issuers are domiciled, operate or generate revenue or to which the securities are tied economically. These securities may also lose value due to changes in foreign currency exchange rates against the U.S. dollar and/or currencies of other countries. Issuers of these securities may be more susceptible to actions of foreign governments, such as nationalization, currency blockage or the imposition of price controls, sanctions, or punitive taxes, each of which could adversely impact the value of these securities. Securities markets in certain countries may be more volatile and/or less liquid than those in the United States. Investments outside the United States may also be subject to different regulatory, legal, accounting, auditing, financial reporting and recordkeeping requirements, and may be more difficult to value, than those in the United States. In addition, the value of investments outside the United States may be reduced by foreign taxes, including foreign withholding taxes on interest and dividends. Further, there may be increased risks of delayed settlement of securities purchased or sold by an underlying fund, which could impact the liquidity of the fund's portfolio. The risks of investing outside the United States may be heightened in connection with investments in emerging markets.

Investing in debt instruments – The prices of, and the income generated by, bonds and other debt securities held by an underlying fund may be affected by factors such as the interest rates, maturities and credit quality of these securities.

Rising interest rates will generally cause the prices of bonds and other debt securities to fall. Also, when interest rates rise, issuers of debt securities which may be prepaid at any time, such as mortgage- or other asset-backed securities, are less likely to refinance existing debt securities, causing the average life of such securities to extend. A general change in interest rates may cause investors to sell debt securities on a large scale, which could also adversely affect the price and liquidity of debt securities and could also result in increased redemptions from the fund. Falling interest rates may cause an issuer to redeem, call or refinance a debt security before its stated maturity, which may result in the fund having to reinvest the proceeds in lower yielding securities. Longer maturity debt securities generally have greater sensitivity to changes in interest rates and may be subject to greater price fluctuations than shorter maturity debt securities.

Bonds and other debt securities are also subject to credit risk, which is the possibility that the credit strength of an issuer or guarantor will weaken or be perceived to be weaker, and/or an issuer of a debt security will fail to make timely payments of principal or interest and the security will go into default. Changes in actual or perceived creditworthiness may occur quickly. A downgrade or default affecting any of the underlying funds' securities could cause the value of the underlying funds' shares to decrease. Credit risk is gauged, in part, by the credit ratings of the debt securities in which the underlying fund invests. However, ratings are only the opinions of the rating agencies issuing them and are not guarantees as to credit quality or an evaluation of market risk. The underlying funds' investment adviser relies on its own credit analysts to research issuers and issues in assessing credit and default risks.

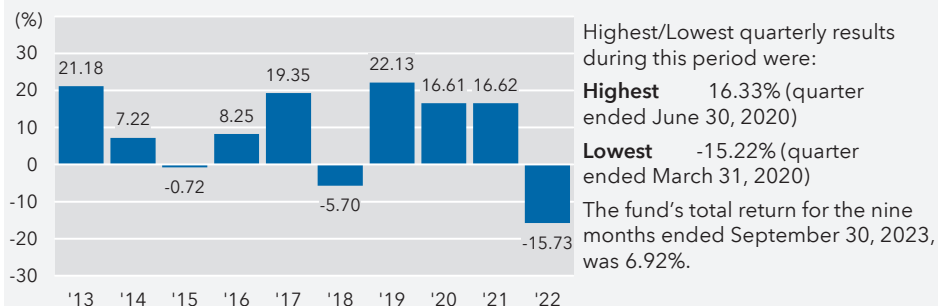
Management – The investment adviser to the fund and to the underlying funds actively manages each underlying fund's investments. Consequently, the underlying funds are subject to the risk that the methods and analyses, including models, tools and data, employed by the investment adviser in this process may be flawed or incorrect and may not produce the desired results. This could cause an underlying fund to lose value or its investment results to lag relevant benchmarks or other funds with similar objectives.

Your investment in the fund is not a bank deposit and is not insured or guaranteed by the Federal Deposit Insurance Corporation or any other governmental agency, entity or person. You should consider how this fund fits into your overall investment program.

Investment results The following bar chart shows how the fund's investment results have varied from year to year, and the following table shows how the fund's average annual total returns for various periods compare with a broad measure of securities market results and other applicable measures of market results. This information provides some indication of the risks of investing in the fund. The Lipper Mixed-Asset Target Allocation Growth Funds Index includes funds that disclose investment objectives and/or strategies reasonably comparable to those of the fund. Past investment results (before and after taxes) are not predictive of future investment results. Prior to October 30, 2020, certain fees, such as 12b-1 fees, were not charged on Class 529-F-1 shares. If these expenses had been deducted, results would have been lower. Updated information on the fund's investment results can be obtained by visiting capitalgroup.com.

Calendar year total returns for Class F-2 shares

(Class F-2 shares are not subject to sales charges.)



Average annual total returns For the periods ended December 31, 2022:

Share class	Inception date	1 year	5 years	10 years	Lifetime
F-2 – Before taxes	5/18/2012	-15.73%	5.71%	8.20%	8.88%
– After taxes on distributions		-17.02	4.33	7.02	N/A
– After taxes on distributions and sale of fund shares		-8.43	4.38	6.52	N/A
Share classes (before taxes)	Inception date	1 year	5 years	10 years	Lifetime
A (with maximum sales charge)	5/18/2012	-20.70%	4.24%	7.33%	8.04%
C	5/18/2012	-17.28	4.70	7.30	8.02
F-1	5/18/2012	-15.93	5.43	7.92	8.60
F-3	1/27/2017	-15.61	5.82	N/A	7.53
529-A (with maximum sales charge)	5/18/2012	-18.85	4.69	7.53	8.22
529-C	5/18/2012	-17.30	4.65	7.48	8.19
529-E	5/18/2012	-16.06	5.20	7.65	8.33
529-F-1	5/18/2012	-15.76	5.65	8.13	8.81
529-F-2	10/30/2020	-15.70	N/A	N/A	5.36
529-F-3	10/30/2020	-15.62	N/A	N/A	5.44
ABLE-A	7/13/2018	-18.73	N/A	N/A	4.61
ABLE-F-2	10/30/2020	-15.62	N/A	N/A	5.46
R-1	5/18/2012	-16.49	4.68	7.13	7.81
R-2	5/18/2012	-16.51	4.70	7.13	7.82
R-2E	8/29/2014	-16.29	4.98	N/A	5.77
R-3	5/18/2012	-16.13	5.15	7.61	8.29
R-4	5/18/2012	-15.86	5.47	7.95	8.64
R-5E	11/20/2015	-15.70	5.67	N/A	7.47
R-5	5/18/2012	-15.65	5.76	8.25	8.94
R-6	5/18/2012	-15.59	5.83	8.31	8.98
Indexes		1 year	5 years	10 years	Lifetime (from Class F-2 inception)
S&P 500 Index (reflects no deductions for sales charges, account fees, expenses or U.S. federal income taxes)		-18.11%	9.42%	12.56%	12.96%
MSCI® All Country World ex USA Index (reflects no deductions for sales charges, account fees, expenses or U.S. federal income taxes)		-16.00	0.88	3.80	5.30
Bloomberg Global Aggregate Index (reflects no deductions for sales charges, account fees, expenses or U.S. federal income taxes)		-16.25	-1.66	-0.44	-0.14
Lipper Mixed-Asset Target Allocation Growth Funds Index (reflects no deductions for sales charges, account fees or U.S. federal income taxes)		-15.88	5.11	7.51	8.09

After-tax returns are shown only for Class F-2 shares; after-tax returns for other share classes will vary. After-tax returns are calculated using the highest individual federal income tax rates in effect during each year of the periods shown and do not reflect the impact of state and local taxes. Your actual after-tax returns depend on your individual tax situation and likely will differ from the results shown above. In addition, after-tax returns are not relevant if you hold your fund shares through a tax-deferred arrangement, such as a 401(k) plan, individual retirement account (IRA) or 529 college savings plan.

Management

Investment adviser Capital Research and Management Company

Portfolio Solutions Committee The investment adviser's Portfolio Solutions Committee develops the allocation approach and selects the underlying funds in which the fund invests. The members of the Portfolio Solutions Committee, who are jointly and primarily responsible for the portfolio management of the fund, are:

Investment professional/ Series title (if applicable)	Investment professional experience in this fund	Primary title with investment adviser
Alan N. Berro Senior Vice President	12 years	Partner – Capital World Investors
Michelle J. Black Senior Vice President	4 years	Partner – Capital Solutions Group
Brittain Ezzes Senior Vice President	Less than 1 year	Vice President – Capital Research Global Investors
Samir Mathur President	4 years	Partner – Capital Solutions Group
Wesley K. Phoa Senior Vice President	12 years	Partner – Capital Solutions Group
John R. Queen Senior Vice President	4 years	Partner – Capital Fixed Income Investors
Andrew B. Suzman Senior Vice President	12 years	Partner – Capital World Investors

Purchase and sale of fund shares The minimum amount to establish an account for all share classes is normally \$250 and the minimum to add to an account is \$50. For a payroll deduction retirement plan account, payroll deduction savings plan account or employer-sponsored 529 account, the minimum is \$25 to establish or add to an account. For accounts with Class F-3 shares held and serviced by the fund's transfer agent, the minimum investment amount is \$1 million.

If you are a retail investor, you may sell (redeem) shares on any business day through your dealer or financial professional or by writing to American Funds Service Company® at P.O. Box 6007, Indianapolis, Indiana 46206-6007; telephoning American Funds Service Company at (800) 421-4225; faxing American Funds Service Company at (888) 421-4351; or accessing our website at capitalgroup.com. Please contact your plan administrator or recordkeeper to sell (redeem) shares from your retirement plan.

Tax information Dividends and capital gain distributions you receive from the fund are subject to federal income taxes and may also be subject to state and local taxes, unless you are tax-exempt or your account is tax-favored.

Payments to broker-dealers and other financial intermediaries If you purchase shares of the fund through a broker-dealer or other financial intermediary (such as a bank), the fund and the fund's distributor or its affiliates may pay the intermediary for the sale of fund shares and related services. These payments may create a conflict of interest by influencing the broker-dealer or other intermediary and your individual financial professional to recommend the fund over another investment. Ask your individual financial professional or visit your financial intermediary's website for more information.

American Funds Moderate Growth and Income Portfolio

Investment objectives The fund's investment objectives are to provide current income and long-term growth of capital and income.

Fees and expenses of the fund This table describes the fees and expenses that you may pay if you buy, hold and sell shares of the fund.

You may pay other fees, such as brokerage commissions and other fees to financial intermediaries, which are not reflected in the tables and examples below. For example, in addition to the fees and expenses described below, you may also be required to pay brokerage commissions on purchases and sales of Class F-2, F-3, 529-F-2, 529-F-3 or ABLE-F-2 shares of the fund. You may qualify for a Class A sales charge discount if you and your family invest, or agree to invest in the future, at least \$25,000 in American Funds. More information about these and other discounts is available from your financial professional, in the "Sales charge reductions and waivers" sections on page 86 of the prospectus and on page 109 of the fund's statement of additional information, and in the sales charge waiver appendix to the prospectus.

Shareholder fees (fees paid directly from your investment)								
Share class:	A	529-A and ABLE-A	C and 529-C	529-E	T and 529-T	All F, 529-F and ABLE-F-2 share classes	All R share classes	
Maximum sales charge (load) imposed on purchases (as a percentage of offering price)	5.75%	3.50	none	none	2.50%	none	none	
Maximum deferred sales charge (load) (as a percentage of the amount redeemed)	1.00 ¹	1.00 ¹	1.00%	none	none	none	none	
Maximum sales charge (load) imposed on reinvested dividends	none	none	none	none	none	none	none	
Redemption or exchange fees	none	none	none	none	none	none	none	
Annual fund operating expenses (expenses that you pay each year as a percentage of the value of your investment)								
Share class:	A	C	T	F-1	F-2	F-3	529-A	529-C
Management fees	none	none	none	none	none	none	none	none
Distribution and/or service (12b-1) fees	0.25%	1.00%	0.25%	0.25%	none	none	0.24%	1.00%
Other expenses	0.06	0.06	0.06 ²	0.12	0.11%	0.01%	0.12	0.12
Acquired (underlying) fund fees and expenses	0.34	0.34	0.34	0.34	0.34	0.34	0.34	0.34
Total annual fund operating expenses	0.65	1.40	0.65	0.71	0.45	0.35	0.70	1.46
Share class:	529-E	529-T	529-F-1	529-F-2	529-F-3	ABLE-A	ABLE-F-2	
Management fees	none	none	none	none	none	none	none	
Distribution and/or service (12b-1) fees	0.50%	0.25%	0.25%	none	none	0.21%	none	
Other expenses	0.10	0.12 ²	0.17	0.11%	0.07%	0.09	0.09%	
Acquired (underlying) fund fees and expenses	0.34	0.34	0.34	0.34	0.34	0.34	0.34	
Total annual fund operating expenses	0.94	0.71	0.76	0.45	0.41	0.64	0.43	
Fee waiver	–	–	–	–	–	0.06 ³	0.06 ³	
Total annual fund operating expenses after fee waiver	0.94	0.71	0.76	0.45	0.41	0.58	0.37	
Share class:	R-1	R-2	R-2E	R-3	R-4	R-5E	R-5	R-6
Management fees	none	none	none	none	none	none	none	none
Distribution and/or service (12b-1) fees	0.99%	0.75%	0.60%	0.50%	0.25%	none	none	none
Other expenses	0.09	0.33	0.21	0.15	0.10	0.15%	0.06%	0.01%
Acquired (underlying) fund fees and expenses	0.34	0.34	0.34	0.34	0.34	0.34	0.34	0.34
Total annual fund operating expenses	1.42	1.42	1.15	0.99	0.69	0.49	0.40	0.35

¹ A contingent deferred sales charge of 1.00% applies on certain redemptions made within 18 months following purchases of \$1 million or more made without an initial sales charge. Contingent deferred sales charge is calculated based on the lesser of the offering price and market value of shares being sold.

² Restated to reflect current fees.

³ Virginia529, as program administrator of ABLEAmerica, is currently waiving the fee owed to it as compensation for its oversight and administration of ABLEAmerica. This waiver will be in effect through at least January 1, 2025. Subject to the terms of its contractual arrangement with the investment adviser, Virginia529 may elect to extend, modify or terminate the waiver at that time.

Example This example is intended to help you compare the cost of investing in the fund with the cost of investing in other mutual funds.

The example assumes that you invest \$10,000 in the fund for the time periods indicated and then redeem or hold all of your shares at the end of those periods. The example also assumes that your investment has a 5% return each year and that the fund's operating expenses remain the same. The example reflects the fee waiver described above through the expiration date of such waiver and total annual fund operating expenses thereafter. You may be required to pay brokerage commissions on your purchases and sales of Class F-2, F-3, 529-F-2, 529-F-3 or ABLE-F-2 shares of the fund, which are not reflected in the example. Although your actual costs may be higher or lower, based on these assumptions your costs would be:

Share class:	A	C	T	F-1	F-2	F-3	529-A	529-C	529-E	529-T	529-F-1	529-F-2	529-F-3	ABLE A	ABLE F-2
1 year	\$638	\$243	\$315	\$73	\$46	\$36	\$419	\$249	\$96	\$321	\$78	\$46	\$42	\$407	\$38
3 years	771	443	453	227	144	113	566	462	300	471	243	144	132	542	132
5 years	916	766	603	395	252	197	726	797	520	635	422	252	230	689	235
10 years	1,339	1,475	1,040	883	567	443	1,190	1,261	1,155	1,110	942	567	518	1,115	536

Share class:	R-1	R-2	R-2E	R-3	R-4	R-5E	R-5	R-6	For the share classes listed to the right, you would pay the following if you did not redeem your shares:	Share class:	C	529-C
1 year	\$145	\$145	\$117	\$101	\$70	\$50	\$41	36		1 year	\$143	\$149
3 years	449	449	365	315	221	157	128	113		3 years	443	462
5 years	776	776	633	547	384	274	224	197		5 years	766	797
10 years	1,702	1,702	1,398	1,213	859	616	505	443		10 years	1,475	1,261

Portfolio turnover The fund may pay transaction costs, such as commissions, when it buys and sells securities (or "turns over" its portfolio). A higher portfolio turnover rate may indicate higher transaction costs and may result in higher taxes when fund shares are held in a taxable account. These costs, which are not reflected in annual fund operating expenses or in the example, affect the fund's investment results. During the most recent fiscal year, the fund's portfolio turnover rate was 9% of the average value of its portfolio.

Principal investment strategies The fund will attempt to achieve its investment objectives by investing in a mix of American Funds in different combinations and weightings. The underlying American Funds may include growth, growth-and-income, equity-income, balanced and fixed income funds.

Normally through its investments in the underlying funds, the fund will maintain at least 45% of the value of its net assets in common stocks and other equity investments and at least 25% of the value of its net assets in bonds and other debt securities (including money market instruments).

The fund will have exposure to growth-oriented common stocks. The fund will seek to generate some of its income from exposure to dividend paying stocks. The fund will seek exposure to investments outside the United States, including in emerging markets. The investment adviser believes that exposure to investments outside the United States can help provide diversification when seeking current income and long-term growth of capital.

With respect to its fixed income investments, the underlying funds in which the fund invests may hold debt securities with a wide range of maturities. The fund may invest in underlying funds with significant exposure to bonds rated BB+ or below and Ba1 or below by Nationally Recognized Statistical Rating Organizations designated by the fund's investment adviser, or unrated but determined by the fund's investment adviser to be of equivalent quality. Securities rated BB+ or below and Ba1 or below are sometimes referred to as "junk bonds." Exposure to lower rated securities may help the fund achieve its objective of providing current income.

The underlying funds may hold securities issued and guaranteed by the U.S. government, securities issued by federal agencies and instrumentalities and securities backed by mortgages or other assets. The underlying funds may also invest in the debt securities of governments, agencies, corporations and other entities domiciled outside the United States.

The fund's investment adviser seeks to create combinations of underlying funds that complement each other with a goal of achieving the fund's investment objective of providing current income and long-term growth of capital and income. In making this determination, the fund's investment adviser considers the historical volatility and returns of the underlying funds and how various combinations would have behaved in past market environments. It also considers, among other topics, current market conditions and the investment positions of the underlying funds.

The fund's investment adviser periodically reviews the investment strategies and asset mix of the underlying funds. The investment adviser will also consider whether overall market conditions would favor a change in the exposure of the fund to various asset types or geographic regions. Based on these considerations, the investment adviser may make adjustments to underlying fund holdings by adjusting the percentage of individual underlying funds within the fund, or adding or removing underlying funds. The investment adviser may also determine not to change the underlying fund allocations, particularly in response to short-term market movements, if in its opinion the combination of underlying funds is appropriate to meet the fund's investment objective.

Principal risks This section describes the principal risks associated with investing in the fund and its underlying funds. You may lose money by investing in the fund. The likelihood of loss may be greater if you invest for a shorter period of time. Investors in the fund should have a long-term perspective and be able to tolerate potentially sharp declines in value.

The following are principal risks associated with investing in the fund.

Allocation risk – Investments in the fund are subject to risks related to the investment adviser’s allocation choices. The selection of the underlying funds and the allocation of the fund’s assets could cause the fund to lose value or its results to lag relevant benchmarks or other funds with similar objectives.

Fund structure – The fund invests in underlying funds and incurs expenses related to the underlying funds. In addition, investors in the fund will incur fees to pay for certain expenses related to the operations of the fund. An investor holding the underlying funds directly and in the same proportions as the fund would incur lower overall expenses but would not receive the benefit of the portfolio management and other services provided by the fund. Additionally, in accordance with an exemption under the Investment Company Act of 1940, as amended, the investment adviser considers only proprietary funds when selecting underlying investment options and allocations. This means that the fund’s investment adviser does not, nor does it expect to, consider any unaffiliated funds as underlying investment options for the fund. This strategy could raise certain conflicts of interest when determining the overall asset allocation of the fund or choosing underlying investments for the fund, including the selection of funds that result in greater compensation to the adviser or funds with relatively lower historical investment results. The investment adviser has policies and procedures designed to mitigate material conflicts of interest that may arise in connection with its management of the fund.

Underlying fund risks – Because the fund’s investments consist of underlying funds, the fund’s risks are directly related to the risks of the underlying funds. For this reason, it is important to understand the risks associated with investing in the underlying funds, as described below.

The following are principal risks associated with investing in the underlying funds.

Market conditions – The prices of, and the income generated by, the common stocks, bonds and other securities held by the underlying funds may decline - sometimes rapidly or unpredictably - due to various factors, including events or conditions affecting the general economy or particular industries or companies; overall market changes; local, regional or global political, social or economic instability; governmental, governmental agency or central bank responses to economic conditions; changes in inflation rates; and currency exchange rate, interest rate and commodity price fluctuations.

Economies and financial markets throughout the world are highly interconnected. Economic, financial or political events, trading and tariff arrangements, wars, terrorism, cybersecurity events, natural disasters, public health emergencies (such as the spread of infectious disease), bank failures and other circumstances in one country or region, including actions taken by governmental or quasi-governmental authorities in response to any of the foregoing, could have impacts on global economies or markets. As a result, whether or not the underlying funds invest in securities of issuers located in or with significant exposure to the countries affected, the value and liquidity of the underlying funds’ investments may be negatively affected by developments in other countries and regions.

Issuer risks – The prices of, and the income generated by, securities held by the underlying funds may decline in response to various factors directly related to the issuers of such securities, including reduced demand for an issuer’s goods or services, poor management performance, major litigation, investigations or other controversies related to the issuer, changes in the issuer’s financial condition or credit rating, changes in government regulations affecting the issuer or its competitive environment and strategic initiatives such as mergers, acquisitions or dispositions and the market response to any such initiatives. An individual security may also be affected by factors relating to the industry or sector of the issuer or the securities markets as a whole, and conversely an industry or sector or the securities markets may be affected by a change in financial condition or other event affecting a single issuer.

Investing in stocks – Investing in stocks may involve larger price swings and greater potential for loss than other types of investments. As a result, the value of the underlying funds may be subject to sharp declines in value. Income provided by an underlying fund may be reduced by changes in the dividend policies of, and the capital resources available at, the companies in which the underlying fund invests. These risks may be even greater in the case of smaller capitalization stocks.

Investing outside the United States – Securities of issuers domiciled outside the United States or with significant operations or revenues outside the United States, and securities tied economically to countries outside the United States, may lose value because of adverse political, social, economic or market developments (including social instability, regional conflicts, terrorism and war) in the countries or regions in which the issuers are domiciled, operate or generate revenue or to which the securities are tied economically. These securities may also lose value due to changes in foreign currency exchange rates against the U.S. dollar and/or currencies of other countries. Issuers of these securities may be more susceptible to actions of foreign governments, such as nationalization, currency blockage or the imposition of price controls, sanctions, or punitive taxes, each of which could adversely impact the value of these securities. Securities markets in certain countries may be more volatile and/or less liquid than those in the United States. Investments outside the United States may also be subject to different regulatory, legal, accounting, auditing, financial reporting and recordkeeping requirements, and may be more difficult to value, than those in the United States. In addition, the value of investments outside the United States may be reduced by foreign taxes, including foreign withholding taxes on interest and dividends. Further, there may be increased risks of delayed settlement of securities purchased or sold by an underlying fund, which could impact the liquidity of the fund’s portfolio. The risks of investing outside the United States may be heightened in connection with investments in emerging markets.

Investing in debt instruments – The prices of, and the income generated by, bonds and other debt securities held by an underlying fund may be affected by factors such as the interest rates, maturities and credit quality of these securities.

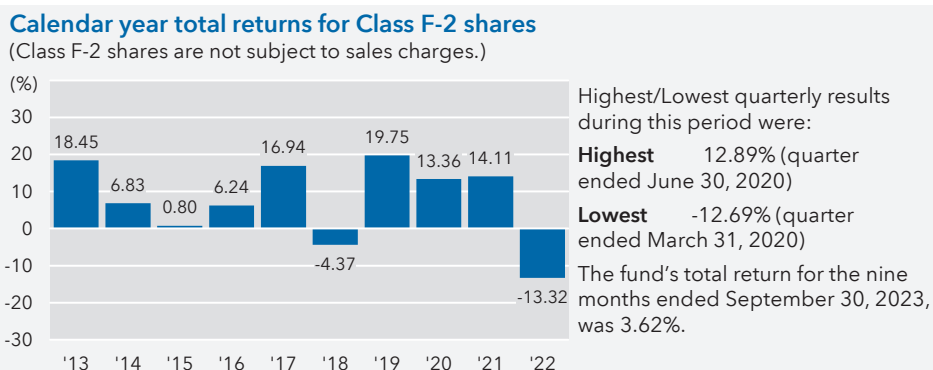
Rising interest rates will generally cause the prices of bonds and other debt securities to fall. Also, when interest rates rise, issuers of debt securities which may be prepaid at any time, such as mortgage- or other asset-backed securities, are less likely to refinance existing debt securities, causing the average life of such securities to extend. A general change in interest rates may cause investors to sell debt securities on a large scale, which could also adversely affect the price and liquidity of debt securities and could also result in increased redemptions from the fund. Falling interest rates may cause an issuer to redeem, call or refinance a debt security before its stated maturity, which may result in the fund having to reinvest the proceeds in lower yielding securities. Longer maturity debt securities generally have greater sensitivity to changes in interest rates and may be subject to greater price fluctuations than shorter maturity debt securities.

Bonds and other debt securities are also subject to credit risk, which is the possibility that the credit strength of an issuer or guarantor will weaken or be perceived to be weaker, and/or an issuer of a debt security will fail to make timely payments of principal or interest and the security will go into default. Changes in actual or perceived creditworthiness may occur quickly. A downgrade or default affecting any of the underlying funds' securities could cause the value of the underlying funds' shares to decrease. Credit risk is gauged, in part, by the credit ratings of the debt securities in which the underlying fund invests. However, ratings are only the opinions of the rating agencies issuing them and are not guarantees as to credit quality or an evaluation of market risk. The underlying funds' investment adviser relies on its own credit analysts to research issuers and issues in assessing credit and default risks.

Management – The investment adviser to the fund and to the underlying funds actively manages each underlying fund's investments. Consequently, the underlying funds are subject to the risk that the methods and analyses, including models, tools and data, employed by the investment adviser in this process may be flawed or incorrect and may not produce the desired results. This could cause an underlying fund to lose value or its investment results to lag relevant benchmarks or other funds with similar objectives.

Your investment in the fund is not a bank deposit and is not insured or guaranteed by the Federal Deposit Insurance Corporation or any other governmental agency, entity or person. You should consider how this fund fits into your overall investment program.

Investment results The following bar chart shows how the fund's investment results have varied from year to year, and the following table shows how the fund's average annual total returns for various periods compare with a broad measure of securities market results and other applicable measures of market results. This information provides some indication of the risks of investing in the fund. The Lipper Mixed-Asset Target Allocation Growth Funds Index includes funds that disclose investment objectives and/or strategies reasonably comparable to those of the fund. Past investment results (before and after taxes) are not predictive of future investment results. Prior to October 30, 2020, certain fees, such as 12b-1 fees, were not charged on Class 529-F-1 shares. If these expenses had been deducted, results would have been lower. Updated information on the fund's investment results can be obtained by visiting capitalgroup.com.



Average annual total returns For the periods ended December 31, 2022:

Share class	Inception date	1 year	5 years	10 years	Lifetime
F-2 – Before taxes	5/18/2012	-13.32%	5.13%	7.36%	7.98%
– After taxes on distributions		-14.60	3.96	6.38	N/A
– After taxes on distributions and sale of fund shares		-7.07	3.91	5.84	N/A
Share classes (before taxes)	Inception date	1 year	5 years	10 years	Lifetime
A (with maximum sales charge)	5/18/2012	-18.54%	3.66%	6.48%	7.14%
C	5/18/2012	-14.99	4.13	6.47	7.12
F-1	5/18/2012	-13.57	4.86	7.08	7.70
F-3	1/27/2017	-13.24	5.24	N/A	6.76
529-A (with maximum sales charge)	5/18/2012	-16.57	4.11	6.68	7.32
529-C	5/18/2012	-15.04	4.08	6.64	7.28
529-E	5/18/2012	-13.74	4.63	6.81	7.43
529-F-1	5/18/2012	-13.43	5.09	7.30	7.92
529-F-2	10/30/2020	-13.34	N/A	N/A	4.66
529-F-3	10/30/2020	-13.31	N/A	N/A	4.71
ABLE-A	7/13/2018	-16.51	N/A	N/A	4.25
ABLE-F-2	10/30/2020	-13.31	N/A	N/A	4.73
R-1	5/18/2012	-14.21	4.09	6.29	6.92
R-2	5/18/2012	-14.18	4.11	6.29	6.93
R-2E	8/29/2014	-13.98	4.39	N/A	5.30
R-3	5/18/2012	-13.81	4.56	6.77	7.39
R-4	5/18/2012	-13.56	4.87	7.10	7.72
R-5E	11/20/2015	-13.42	5.07	N/A	6.48
R-5	5/18/2012	-13.31	5.19	7.42	8.03
R-6	5/18/2012	-13.27	5.24	7.47	8.08
Indexes		1 year	5 years	10 years	Lifetime (from Class F-2 inception)
S&P 500 Index (reflects no deductions for sales charges, account fees, expenses or U.S. federal income taxes)		-18.11%	9.42%	12.56%	12.96%
MSCI® All Country World ex USA Index (reflects no deductions for sales charges, account fees, expenses or U.S. federal income taxes)		-16.00	0.88%	3.80	5.30
Bloomberg U.S. Aggregate Index (reflects no deductions for sales charges, account fees, expenses or U.S. federal income taxes)		-13.01	0.02	1.06	1.20
Lipper Mixed-Asset Target Allocation Growth Funds Index (reflects no deductions for sales charges, account fees or U.S. federal income taxes)		-15.88	5.11	7.51	8.09

After-tax returns are shown only for Class F-2 shares; after-tax returns for other share classes will vary. After-tax returns are calculated using the highest individual federal income tax rates in effect during each year of the periods shown and do not reflect the impact of state and local taxes. Your actual after-tax returns depend on your individual tax situation and likely will differ from the results shown above. In addition, after-tax returns are not relevant if you hold your fund shares through a tax-deferred arrangement, such as a 401(k) plan, individual retirement account (IRA) or 529 college savings plan.

Management

Investment adviser Capital Research and Management Company

Portfolio Solutions Committee The investment adviser's Portfolio Solutions Committee develops the allocation approach and selects the underlying funds in which the fund invests. The members of the Portfolio Solutions Committee, who are jointly and primarily responsible for the portfolio management of the fund, are:

Investment professional/ Series title (if applicable)	Investment professional experience in this fund	Primary title with investment adviser
Alan N. Berro Senior Vice President	12 years	Partner – Capital World Investors
Michelle J. Black Senior Vice President	4 years	Partner – Capital Solutions Group
Brittain Ezzes Senior Vice President	Less than 1 year	Vice President – Capital Research Global Investors
Samir Mathur President	4 years	Partner – Capital Solutions Group
Wesley K. Phoa Senior Vice President	12 years	Partner – Capital Solutions Group
John R. Queen Senior Vice President	4 years	Partner – Capital Fixed Income Investors
Andrew B. Suzman Senior Vice President	12 years	Partner – Capital World Investors

Purchase and sale of fund shares The minimum amount to establish an account for all share classes is normally \$250 and the minimum to add to an account is \$50. For a payroll deduction retirement plan account, payroll deduction savings plan account or employer-sponsored 529 account, the minimum is \$25 to establish or add to an account. For accounts with Class F-3 shares held and serviced by the fund's transfer agent, the minimum investment amount is \$1 million.

If you are a retail investor, you may sell (redeem) shares on any business day through your dealer or financial professional or by writing to American Funds Service Company® at P.O. Box 6007, Indianapolis, Indiana 46206-6007; telephoning American Funds Service Company at (800) 421-4225; faxing American Funds Service Company at (888) 421-4351; or accessing our website at capitalgroup.com. Please contact your plan administrator or recordkeeper to sell (redeem) shares from your retirement plan.

Tax information Dividends and capital gain distributions you receive from the fund are subject to federal income taxes and may also be subject to state and local taxes, unless you are tax-exempt or your account is tax-favored.

Payments to broker-dealers and other financial intermediaries If you purchase shares of the fund through a broker-dealer or other financial intermediary (such as a bank), the fund and the fund's distributor or its affiliates may pay the intermediary for the sale of fund shares and related services. These payments may create a conflict of interest by influencing the broker-dealer or other intermediary and your individual financial professional to recommend the fund over another investment. Ask your individual financial professional or visit your financial intermediary's website for more information.

American Funds Conservative Growth and Income Portfolio

Investment objective The fund's investment objective is to provide current income and, secondarily, long-term growth of capital.

Fees and expenses of the fund This table describes the fees and expenses that you may pay if you buy, hold and sell shares of the fund.

You may pay other fees, such as brokerage commissions and other fees to financial intermediaries, which are not reflected in the tables and examples below. For example, in addition to the fees and expenses described below, you may also be required to pay brokerage commissions on purchases and sales of Class F-2, F-3, 529-F-2, 529-F-3 or ABLE-F-2 shares of the fund. You may qualify for a Class A sales charge discount if you and your family invest, or agree to invest in the future, at least \$25,000 in American Funds. More information about these and other discounts is available from your financial professional, in the "Sales charge reductions and waivers" sections on page 86 of the prospectus and on page 109 of the fund's statement of additional information, and in the sales charge waiver appendix to the prospectus.

Shareholder fees (fees paid directly from your investment)								
Share class:	A	529-A and ABLE-A	C and 529-C	529-E	T and 529-T	All F, 529-F and ABLE-F-2 share classes	All R share classes	
Maximum sales charge (load) imposed on purchases (as a percentage of offering price)	5.75%	3.50	none	none	2.50%	none	none	
Maximum deferred sales charge (load) (as a percentage of the amount redeemed)	1.00 ¹	1.00 ¹	1.00%	none	none	none	none	
Maximum sales charge (load) imposed on reinvested dividends	none	none	none	none	none	none	none	
Redemption or exchange fees	none	none	none	none	none	none	none	
Annual fund operating expenses (expenses that you pay each year as a percentage of the value of your investment)								
Share class:	A	C	T	F-1	F-2	F-3	529-A	529-C
Management fees	none	none	none	none	none	none	none	none
Distribution and/or service (12b-1) fees	0.26%	1.00%	0.25%	0.25%	none	none	0.25%	1.00%
Other expenses	0.06	0.06	0.05	0.12	0.11%	0.01%	0.11	0.11
Acquired (underlying) fund fees and expenses	0.28	0.28	0.28	0.28	0.28	0.28	0.28	0.28
Total annual fund operating expenses	0.60	1.34	0.58	0.65	0.39	0.29	0.64	1.39
Share class:	529-E	529-T	529-F-1	529-F-2	529-F-3	ABLE-A	ABLE-F-2	
Management fees	none	none	none	none	none	none	none	
Distribution and/or service (12b-1) fees	0.50%	0.25%	0.25%	none	none	0.21%	none	
Other expenses	0.09	0.11	0.18	0.10%	0.07%	0.09	0.09%	
Acquired (underlying) fund fees and expenses	0.28	0.28	0.28	0.28	0.28	0.28	0.28	
Total annual fund operating expenses	0.87	0.64	0.71	0.38	0.35	0.58	0.37	
Fee waiver	–	–	–	–	–	0.06 ²	0.06 ²	
Total annual fund operating expenses after fee waiver	0.87	0.64	0.71	0.38	0.35	0.52	0.31	
Share class:	R-1	R-2	R-2E	R-3	R-4	R-5E	R-5	R-6
Management fees	none	none	none	none	none	none	none	none
Distribution and/or service (12b-1) fees	1.00%	0.75%	0.60%	0.50%	0.25%	none	none	none
Other expenses	0.07	0.34	0.20	0.14	0.09	0.14%	0.06%	0.01%
Acquired (underlying) fund fees and expenses	0.28	0.28	0.28	0.28	0.28	0.28	0.28	0.28
Total annual fund operating expenses	1.35	1.37	1.08	0.92	0.62	0.42	0.34	0.29

¹ A contingent deferred sales charge of 1.00% applies on certain redemptions made within 18 months following purchases of \$1 million or more made without an initial sales charge. Contingent deferred sales charge is calculated based on the lesser of the offering price and market value of shares being sold.

² Virginia529, as program administrator of ABLEAmerica, is currently waiving the fee owed to it as compensation for its oversight and administration of ABLEAmerica. This waiver will be in effect through at least January 1, 2025. Subject to the terms of its contractual arrangement with the investment adviser, Virginia529 may elect to extend, modify or terminate the waiver at that time.

Example This example is intended to help you compare the cost of investing in the fund with the cost of investing in other mutual funds.

The example assumes that you invest \$10,000 in the fund for the time periods indicated and then redeem or hold all of your shares at the end of those periods. The example also assumes that your investment has a 5% return each year and that the fund's operating expenses remain the same. The example reflects the fee waiver described above through the expiration date of such waiver and total annual fund operating expenses thereafter. You may be required to pay brokerage commissions on your purchases and sales of Class F-2, F-3, 529-F-2, 529-F-3 or ABLE-F-2 shares of the fund, which are not reflected in the example. Although your actual costs may be higher or lower, based on these assumptions your costs would be:

Share class:	A	C	T	F-1	F-2	F-3	529-A	529-C	529-E	529-T	529-F-1	529-F-2	529-F-3	ABLE A	ABLE F-2
1 year	\$633	\$236	\$308	\$66	\$40	\$30	\$413	\$242	\$89	\$314	\$73	\$39	\$36	\$401	\$32
3 years	756	425	431	208	125	93	548	440	278	450	227	122	113	523	113
5 years	891	734	566	362	219	163	694	761	482	598	395	213	197	657	202
10 years	1,282	1,409	958	810	493	368	1,120	1,186	1,073	1,028	883	480	443	1,045	462

Share class:	R-1	R-2	R-2E	R-3	R-4	R-5E	R-5	R-6	For the share classes listed to the right, you would pay the following if you did not redeem your shares:	Share class:	C	529-C
1 year	\$137	\$139	\$110	\$94	\$63	\$43	\$35	\$30		1 year	\$136	\$142
3 years	428	434	343	293	199	135	109	93		3 years	425	440
5 years	739	750	595	509	346	235	191	163		5 years	734	761
10 years	1,624	1,646	1,317	1,131	774	530	431	368		10 years	1,409	1,186

Portfolio turnover The fund may pay transaction costs, such as commissions, when it buys and sells securities (or "turns over" its portfolio). A higher portfolio turnover rate may indicate higher transaction costs and may result in higher taxes when fund shares are held in a taxable account. These costs, which are not reflected in annual fund operating expenses or in the example, affect the fund's investment results. During the most recent fiscal year, the fund's portfolio turnover rate was 4% of the average value of its portfolio.

Principal investment strategies The fund will attempt to achieve its investment objective by investing in a mix of American Funds in different combinations and weightings. The underlying American Funds will typically seek to generate income from their investments and may include growth-and-income, equity-income, balanced and fixed income funds.

Through its investments in the underlying funds, the fund will have significant exposure to dividend-paying stocks. The fund will seek exposure to investments outside the United States, including in emerging markets. The investment adviser believes that exposure to investments outside the United States can help provide diversification when seeking current income and long-term growth of capital.

With respect to its fixed income investments, the underlying funds in which the fund invests may hold debt securities with a wide range of quality and maturities. The fund may invest in underlying funds with significant exposure to bonds rated BB+ or below and Ba1 or below by Nationally Recognized Statistical Rating Organizations designated by the fund's investment adviser, or unrated but determined by the fund's investment adviser to be of equivalent quality. Securities rated BB+ or below and Ba1 or below are sometimes referred to as "junk bonds." Exposure to lower rated securities may help the fund achieve its objective of providing current income.

The underlying funds may hold securities issued and guaranteed by the U.S. government, securities issued by federal agencies and instrumentalities and securities backed by mortgages or other assets. The underlying funds may also invest in the debt securities of governments, agencies, corporations and other entities domiciled outside the United States.

The fund's investment adviser seeks to create combinations of underlying funds that complement each other with a goal of achieving the fund's investment objective of providing current income and, secondarily, long-term growth of capital. In making this determination, the fund's investment adviser considers the historical volatility and returns of the underlying funds and how various combinations would have behaved in past market environments. It also considers, among other topics, current market conditions and the investment positions of the underlying funds.

The fund's investment adviser periodically reviews the investment strategies and asset mix of the underlying funds. The investment adviser will also consider whether overall market conditions would favor a change in the exposure of the fund to various asset types or geographic regions. Based on these considerations, the investment adviser may make adjustments to underlying fund holdings by adjusting the percentage of individual underlying funds within the fund, or adding or removing underlying funds. The investment adviser may also determine not to change the underlying fund allocations, particularly in response to short-term market movements, if in its opinion the combination of underlying funds is appropriate to meet the fund's investment objective.

Principal risks This section describes the principal risks associated with investing in the fund and its underlying funds. You may lose money by investing in the fund. The likelihood of loss may be greater if you invest for a shorter period of time. Investors in the fund should have a long-term perspective and be able to tolerate potentially sharp declines in value.

The following are principal risks associated with investing in the fund.

Allocation risk – Investments in the fund are subject to risks related to the investment adviser’s allocation choices. The selection of the underlying funds and the allocation of the fund’s assets could cause the fund to lose value or its results to lag relevant benchmarks or other funds with similar objectives.

Fund structure – The fund invests in underlying funds and incurs expenses related to the underlying funds. In addition, investors in the fund will incur fees to pay for certain expenses related to the operations of the fund. An investor holding the underlying funds directly and in the same proportions as the fund would incur lower overall expenses but would not receive the benefit of the portfolio management and other services provided by the fund. Additionally, in accordance with an exemption under the Investment Company Act of 1940, as amended, the investment adviser considers only proprietary funds when selecting underlying investment options and allocations. This means that the fund’s investment adviser does not, nor does it expect to, consider any unaffiliated funds as underlying investment options for the fund. This strategy could raise certain conflicts of interest when determining the overall asset allocation of the fund or choosing underlying investments for the fund, including the selection of funds that result in greater compensation to the adviser or funds with relatively lower historical investment results. The investment adviser has policies and procedures designed to mitigate material conflicts of interest that may arise in connection with its management of the fund.

Underlying fund risks – Because the fund’s investments consist of underlying funds, the fund’s risks are directly related to the risks of the underlying funds. For this reason, it is important to understand the risks associated with investing in the underlying funds, as described below.

The following are principal risks associated with investing in the underlying funds.

Market conditions – The prices of, and the income generated by, the common stocks, bonds and other securities held by the underlying funds may decline – sometimes rapidly or unpredictably – due to various factors, including events or conditions affecting the general economy or particular industries or companies; overall market changes; local, regional or global political, social or economic instability; governmental, governmental agency or central bank responses to economic conditions; changes in inflation rates; and currency exchange rate, interest rate and commodity price fluctuations.

Economies and financial markets throughout the world are highly interconnected. Economic, financial or political events, trading and tariff arrangements, wars, terrorism, cybersecurity events, natural disasters, public health emergencies (such as the spread of infectious disease), bank failures and other circumstances in one country or region, including actions taken by governmental or quasi-governmental authorities in response to any of the foregoing, could have impacts on global economies or markets. As a result, whether or not the underlying funds invest in securities of issuers located in or with significant exposure to the countries affected, the value and liquidity of the underlying funds’ investments may be negatively affected by developments in other countries and regions.

Issuer risks – The prices of, and the income generated by, securities held by the underlying funds may decline in response to various factors directly related to the issuers of such securities, including reduced demand for an issuer’s goods or services, poor management performance, major litigation, investigations or other controversies related to the issuer, changes in the issuer’s financial condition or credit rating, changes in government regulations affecting the issuer or its competitive environment and strategic initiatives such as mergers, acquisitions or dispositions and the market response to any such initiatives. An individual security may also be affected by factors relating to the industry or sector of the issuer or the securities markets as a whole, and conversely an industry or sector or the securities markets may be affected by a change in financial condition or other event affecting a single issuer.

Investing in stocks – Investing in stocks may involve larger price swings and greater potential for loss than other types of investments. As a result, the value of the underlying funds may be subject to sharp declines in value. Income provided by an underlying fund may be reduced by changes in the dividend policies of, and the capital resources available at, the companies in which the underlying fund invests. These risks may be even greater in the case of smaller capitalization stocks.

Investing in debt instruments – The prices of, and the income generated by, bonds and other debt securities held by an underlying fund may be affected by factors such as the interest rates, maturities and credit quality of these securities.

Rising interest rates will generally cause the prices of bonds and other debt securities to fall. Also, when interest rates rise, issuers of debt securities which may be prepaid at any time, such as mortgage- or other asset-backed securities, are less likely to refinance existing debt securities, causing the average life of such securities to extend. A general change in interest rates may cause investors to sell debt securities on a large scale, which could also adversely affect the price and liquidity of debt securities and could also result in increased redemptions from the fund. Falling interest rates may cause an issuer to redeem, call or refinance a debt security before its stated maturity, which may result in the fund having to reinvest the proceeds in lower yielding securities. Longer maturity debt securities generally have greater sensitivity to changes in interest rates and may be subject to greater price fluctuations than shorter maturity debt securities.

Bonds and other debt securities are also subject to credit risk, which is the possibility that the credit strength of an issuer or guarantor will weaken or be perceived to be weaker, and/or an issuer of a debt security will fail to make timely payments of principal or interest and the security will go into default. Changes in actual or perceived creditworthiness may occur quickly. A downgrade or default affecting any of the underlying funds’ securities could cause the value of the underlying funds’ shares to decrease. Credit risk is gauged, in part, by the credit ratings of the debt securities in which the underlying fund invests. However, ratings are only the opinions of the rating agencies

issuing them and are not guarantees as to credit quality or an evaluation of market risk. The underlying funds' investment adviser relies on its own credit analysts to research issuers and issues in assessing credit and default risks.

Investing in lower rated debt instruments – Lower rated bonds and other lower rated debt securities generally have higher rates of interest and involve greater risk of default or price declines due to changes in the issuer's creditworthiness than those of higher quality debt securities. The market prices of these securities may fluctuate more than the prices of higher quality debt securities and may decline significantly in periods of general economic difficulty. These risks may be increased with respect to investments in junk bonds.

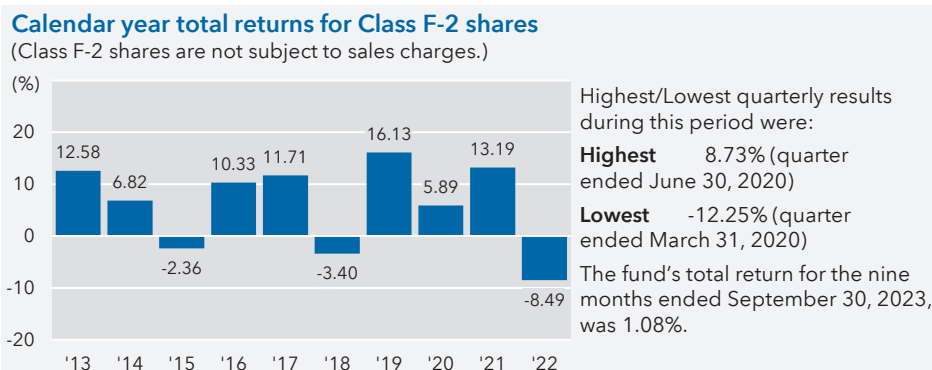
Investing in securities backed by the U.S. government – Securities backed by the U.S. Treasury or the full faith and credit of the U.S. government are guaranteed only as to the timely payment of interest and principal when held to maturity. Accordingly, the current market values for these securities will fluctuate with changes in interest rates and the credit rating of the U.S. government. Notwithstanding that these securities are backed by the full faith and credit of the U.S. government, circumstances could arise that would prevent or delay the payment of interest or principal on these securities, which could adversely affect their value and cause the fund to suffer losses. Such an event could lead to significant disruptions in U.S. and global markets. Securities issued by U.S. government-sponsored entities and federal agencies and instrumentalities that are not backed by the full faith and credit of the U.S. government are neither issued nor guaranteed by the U.S. government. U.S. government securities are subject to market risk, interest rate risk and credit risk.

Investing outside the United States – Securities of issuers domiciled outside the United States or with significant operations or revenues outside the United States, and securities tied economically to countries outside the United States, may lose value because of adverse political, social, economic or market developments (including social instability, regional conflicts, terrorism and war) in the countries or regions in which the issuers are domiciled, operate or generate revenue or to which the securities are tied economically. These securities may also lose value due to changes in foreign currency exchange rates against the U.S. dollar and/or currencies of other countries. Issuers of these securities may be more susceptible to actions of foreign governments, such as nationalization, currency blockage or the imposition of price controls, sanctions, or punitive taxes, each of which could adversely impact the value of these securities. Securities markets in certain countries may be more volatile and/or less liquid than those in the United States. Investments outside the United States may also be subject to different regulatory, legal, accounting, auditing, financial reporting and recordkeeping requirements, and may be more difficult to value, than those in the United States. In addition, the value of investments outside the United States may be reduced by foreign taxes, including foreign withholding taxes on interest and dividends. Further, there may be increased risks of delayed settlement of securities purchased or sold by an underlying fund, which could impact the liquidity of the fund's portfolio. The risks of investing outside the United States may be heightened in connection with investments in emerging markets.

Management – The investment adviser to the fund and to the underlying funds actively manages each underlying fund's investments. Consequently, the underlying funds are subject to the risk that the methods and analyses, including models, tools and data, employed by the investment adviser in this process may be flawed or incorrect and may not produce the desired results. This could cause an underlying fund to lose value or its investment results to lag relevant benchmarks or other funds with similar objectives.

Your investment in the fund is not a bank deposit and is not insured or guaranteed by the Federal Deposit Insurance Corporation or any other governmental agency, entity or person. You should consider how this fund fits into your overall investment program.

Investment results The following bar chart shows how the fund's investment results have varied from year to year, and the following table shows how the fund's average annual total returns for various periods compare with a broad measure of securities market results and other applicable measures of market results. This information provides some indication of the risks of investing in the fund. The Lipper Mixed-Asset Target Allocation Moderate Funds Index includes funds that disclose investment objectives and/or strategies reasonably comparable to those of the fund. Past investment results (before and after taxes) are not predictive of future investment results. Prior to October 30, 2020, certain fees, such as 12b-1 fees, were not charged on Class 529-F-1 shares. If these expenses had been deducted, results would have been lower. Updated information on the fund's investment results can be obtained by visiting capitalgroup.com.



Average annual total returns For the periods ended December 31, 2022:

Share class	Inception date	1 year	5 years	10 years	Lifetime
F-2 – Before taxes	5/18/2012	-8.49%	4.23%	5.94%	6.38%
– After taxes on distributions		-9.85	2.71	4.58	N/A
– After taxes on distributions and sale of fund shares		-4.55	2.94	4.35	N/A
Share classes (before taxes)	Inception date	1 year	5 years	10 years	Lifetime
A (with maximum sales charge)	5/18/2012	-13.95%	2.77%	5.09%	5.55%
C	5/18/2012	-10.24	3.25	5.08	5.54
F-1	5/18/2012	-8.74	3.96	5.67	6.10
F-3	1/27/2017	-8.41	4.34	N/A	5.36
529-A (with maximum sales charge)	5/18/2012	-11.88	3.25	5.28	5.73
529-C	5/18/2012	-10.28	3.20	5.25	5.70
529-E	5/18/2012	-8.96	3.73	5.40	5.84
529-F-1	5/18/2012	-8.56	4.21	5.89	6.32
529-F-2	10/30/2020	-8.44	N/A	N/A	5.76
529-F-3	10/30/2020	-8.40	N/A	N/A	5.81
ABLE-A	7/13/2018	-11.89	N/A	N/A	3.68
ABLE-F-2	10/30/2020	-8.39	N/A	N/A	5.85
R-1	5/18/2012	-9.36	3.20	4.89	5.34
R-2	5/18/2012	-9.40	3.23	4.90	5.35
R-2E	8/29/2014	-9.13	3.51	N/A	4.26
R-3	5/18/2012	-8.94	3.68	5.37	5.81
R-4	5/18/2012	-8.72	3.98	5.69	6.13
R-5E	11/20/2015	-8.55	4.18	N/A	5.73
R-5	5/18/2012	-8.44	4.28	5.99	6.43
R-6	5/18/2012	-8.39	4.35	6.05	6.48
Indexes		1 year	5 years	10 years	Lifetime (from Class F-2 inception)
S&P 500 Index (reflects no deductions for sales charges, account fees, expenses or U.S. federal income taxes)		-18.11%	9.42%	12.56%	12.96%
MSCI® All Country World ex USA Index (reflects no deductions for sales charges, account fees, expenses or U.S. federal income taxes)		-16.00	0.88%	3.80	5.30
Bloomberg U.S. Aggregate Index (reflects no deductions for sales charges, account fees, expenses or U.S. federal income taxes)		-13.01	0.02	1.06	1.20
Lipper Mixed-Asset Target Allocation Moderate Funds Index (reflects no deductions for sales charges, account fees or U.S. federal income taxes)		-13.73	4.09	5.97	6.49

After-tax returns are shown only for Class F-2 shares; after-tax returns for other share classes will vary. After-tax returns are calculated using the highest individual federal income tax rates in effect during each year of the periods shown and do not reflect the impact of state and local taxes. Your actual after-tax returns depend on your individual tax situation and likely will differ from the results shown above. In addition, after-tax returns are not relevant if you hold your fund shares through a tax-deferred arrangement, such as a 401(k) plan, individual retirement account (IRA) or 529 college savings plan.

Management

Investment adviser Capital Research and Management Company

Portfolio Solutions Committee The investment adviser's Portfolio Solutions Committee develops the allocation approach and selects the underlying funds in which the fund invests. The members of the Portfolio Solutions Committee, who are jointly and primarily responsible for the portfolio management of the fund, are:

Investment professional/ Series title (if applicable)	Investment professional experience in this fund	Primary title with investment adviser
Alan N. Berro Senior Vice President	12 years	Partner – Capital World Investors
Michelle J. Black Senior Vice President	4 years	Partner – Capital Solutions Group
Brittain Ezzes Senior Vice President	Less than 1 year	Vice President – Capital Research Global Investors
Samir Mathur President	4 years	Partner – Capital Solutions Group
Wesley K. Phoa Senior Vice President	12 years	Partner – Capital Solutions Group
John R. Queen Senior Vice President	4 years	Partner – Capital Fixed Income Investors
Andrew B. Suzman Senior Vice President	12 years	Partner – Capital World Investors

Purchase and sale of fund shares The minimum amount to establish an account for all share classes is normally \$250 and the minimum to add to an account is \$50. For a payroll deduction retirement plan account, payroll deduction savings plan account or employer-sponsored 529 account, the minimum is \$25 to establish or add to an account. For accounts with Class F-3 shares held and serviced by the fund's transfer agent, the minimum investment amount is \$1 million.

If you are a retail investor, you may sell (redeem) shares on any business day through your dealer or financial professional or by writing to American Funds Service Company® at P.O. Box 6007, Indianapolis, Indiana 46206-6007; telephoning American Funds Service Company at (800) 421-4225; faxing American Funds Service Company at (888) 421-4351; or accessing our website at capitalgroup.com. Please contact your plan administrator or recordkeeper to sell (redeem) shares from your retirement plan.

Tax information Dividends and capital gain distributions you receive from the fund are subject to federal income taxes and may also be subject to state and local taxes, unless you are tax-exempt or your account is tax-favored.

Payments to broker-dealers and other financial intermediaries If you purchase shares of the fund through a broker-dealer or other financial intermediary (such as a bank), the fund and the fund's distributor or its affiliates may pay the intermediary for the sale of fund shares and related services. These payments may create a conflict of interest by influencing the broker-dealer or other intermediary and your individual financial professional to recommend the fund over another investment. Ask your individual financial professional or visit your financial intermediary's website for more information.

American Funds Tax-Aware Conservative Growth and Income Portfolio

Investment objective The fund's investment objective is to provide current income, a portion of which is exempt from regular federal income tax, while secondarily striving for long-term growth of capital.

Fees and expenses of the fund This table describes the fees and expenses that you may pay if you buy, hold and sell shares of the fund. **You may pay other fees, such as brokerage commissions and other fees to financial intermediaries, which are not reflected in the tables and examples below.** For example, in addition to the fees and expenses described below, you may also be required to pay brokerage commissions on purchases and sales of Class F-2 or F-3 shares of the fund. You may qualify for a Class A sales charge discount if you and your family invest, or agree to invest in the future, at least \$100,000 in American Funds. More information about these and other discounts is available from your financial professional, in the "Sales charge reductions and waivers" sections on page 86 of the prospectus and on page 109 of the fund's statement of additional information, and in the sales charge waiver appendix to the prospectus.

Shareholder fees (fees paid directly from your investment)					
	Share class:	A	C	T	All F share classes
Maximum sales charge (load) imposed on purchases (as a percentage of offering price)		3.75%	none	2.50%	none
Maximum deferred sales charge (load) (as a percentage of the amount redeemed)		0.75 ¹	1.00%	none	none
Maximum sales charge (load) imposed on reinvested dividends		none	none	none	none
Redemption or exchange fees		none	none	none	none

Annual fund operating expenses (expenses that you pay each year as a percentage of the value of your investment)							
	Share class:	A	C	T	F-1	F-2	F-3
Management fees		none	none	none	none	none	none
Distribution and/or service (12b-1) fees		0.30%	1.00%	0.25%	0.25%	none	none
Other expenses		0.04	0.04	0.04 ²	0.13	0.12%	0.01%
Acquired (underlying) fund fees and expenses		0.30	0.30	0.30	0.30	0.30	0.30
Total annual fund operating expenses		0.64	1.34	0.59	0.68	0.42	0.31

¹ A contingent deferred sales charge of 0.75% applies on certain redemptions made within 18 months following purchases of \$500,000 or more made without an initial sales charge. Contingent deferred sales charge is calculated based on the lesser of the offering price and market value of shares being sold.

² Restated to reflect current fees.

Example This example is intended to help you compare the cost of investing in the fund with the cost of investing in other mutual funds.

The example assumes that you invest \$10,000 in the fund for the time periods indicated and then redeem or hold all of your shares at the end of those periods. The example also assumes that your investment has a 5% return each year and that the fund's operating expenses remain the same. You may be required to pay brokerage commissions on your purchases and sales of Class F-2 or F-3 shares of the fund, which are not reflected in the example. Although your actual costs may be higher or lower, based on these assumptions your costs would be:

Share class:	A	C	T	F-1	F-2	F-3	For the share classes listed to the right, you would pay the following if you did not redeem your shares:	Share class:	C
1 year	\$438	\$236	\$309	\$69	\$43	\$32		1 year	\$136
3 years	572	425	434	218	135	100		3 years	425
5 years	718	734	571	379	235	174		5 years	734
10 years	1,143	1,420	969	847	530	393		10 years	1,420

Portfolio turnover The fund may pay transaction costs, such as commissions, when it buys and sells securities (or "turns over" its portfolio). A higher portfolio turnover rate may indicate higher transaction costs and may result in higher taxes when fund shares are held in a taxable account. These costs, which are not reflected in annual fund operating expenses or in the example, affect the fund's investment results. During the most recent fiscal year, the fund's portfolio turnover rate was 4% of the average value of its portfolio.

Principal investment strategies The fund will attempt to achieve its investment objective by investing in a mix of American Funds and Capital Group exchange-traded funds (ETFs) in different combinations and weightings. The underlying funds will typically seek to generate income from their investments and may include growth-and-income, equity-income, balanced and fixed income funds.

Through its investments in the underlying funds, the fund will have significant exposure to dividend-paying stocks. The fund will seek exposure to investments outside the United States, including in emerging markets. The investment adviser believes that exposure to investments outside the United States can help provide diversification when seeking current income and long-term growth of capital.

With respect to its fixed income investments, the fund will seek to generate a material portion of its current income from underlying funds that invest in bonds that are exempt from regular income tax, such as municipal bonds. Some of these bonds may have credit and liquidity support features, including guarantees and letters of credit. In addition, an underlying bond fund may invest significantly in municipal obligations of multiple issuers in the same state or backed by revenues of similar types of projects.

The underlying funds in which the fund invests may hold debt securities with a wide range of maturities. The fund may invest in underlying funds with significant exposure to bonds rated BB+ or below and Ba1 or below by Nationally Recognized Statistical Rating Organizations designated by the fund's investment adviser, or unrated but determined by the fund's investment adviser to be of equivalent quality. Securities rated BB+ or below and Ba1 or below are sometimes referred to as "junk bonds." Exposure to lower rated securities may help the fund achieve its objective of providing current income.

The underlying funds may hold securities issued and guaranteed by the U.S. government, securities issued by federal agencies and instrumentalities and securities backed by mortgages or other assets. The underlying funds may also invest in the debt securities of governments, agencies, corporations and other entities domiciled outside the United States.

The fund's investment adviser seeks to create combinations of underlying funds that complement each other with a goal of achieving the fund's investment objective of providing current income, a portion of which is exempt from regular federal income tax, while secondarily striving for long-term growth of capital. In making this determination, the fund's investment adviser considers the historical volatility and returns of the underlying funds and how various combinations would have behaved in past market environments. It also considers, among other topics, current market conditions and the investment positions of the underlying funds.

The fund's investment adviser periodically reviews the investment strategies and asset mix of the underlying funds. The investment adviser will also consider whether overall market conditions would favor a change in the exposure of the fund to various asset types or geographic regions. Based on these considerations, the investment adviser may make adjustments to underlying fund holdings by adjusting the percentage of individual underlying funds within the fund, or adding or removing underlying funds. The investment adviser may also determine not to change the underlying fund allocations, particularly in response to short-term market movements, if in its opinion the combination of underlying funds is appropriate to meet the fund's investment objective.

Principal risks This section describes the principal risks associated with investing in the fund and its underlying funds. You may lose money by investing in the fund. The likelihood of loss may be greater if you invest for a shorter period of time. Investors in the fund should have a long-term perspective and be able to tolerate potentially sharp declines in value.

The following are principal risks associated with investing in the fund.

Allocation risk – Investments in the fund are subject to risks related to the investment adviser’s allocation choices. The selection of the underlying funds and the allocation of the fund’s assets could cause the fund to lose value or its results to lag relevant benchmarks or other funds with similar objectives.

Fund structure – The fund invests in underlying funds and incurs expenses related to the underlying funds. In addition, investors in the fund will incur fees to pay for certain expenses related to the operations of the fund. An investor holding the underlying funds directly and in the same proportions as the fund would incur lower overall expenses but would not receive the benefit of the portfolio management and other services provided by the fund. Additionally, in accordance with an exemption under the Investment Company Act of 1940, as amended, the investment adviser considers only proprietary funds when selecting underlying investment options and allocations. This means that the fund’s investment adviser does not, nor does it expect to, consider any unaffiliated funds as underlying investment options for the fund. This strategy could raise certain conflicts of interest when determining the overall asset allocation of the fund or choosing underlying investments for the fund, including the selection of funds that result in greater compensation to the adviser or funds with relatively lower historical investment results. The investment adviser has policies and procedures designed to mitigate material conflicts of interest that may arise in connection with its management of the fund.

Underlying fund risks – Because the fund’s investments consist of underlying funds, the fund’s risks are directly related to the risks of the underlying funds. For this reason, it is important to understand the risks associated with investing in the underlying funds, as described below.

The following are principal risks associated with investing in the underlying funds.

Market conditions – The prices of, and the income generated by, the common stocks, bonds and other securities held by the underlying funds may decline – sometimes rapidly or unpredictably – due to various factors, including events or conditions affecting the general economy or particular industries or companies; overall market changes; local, regional or global political, social or economic instability; governmental, governmental agency or central bank responses to economic conditions; changes in inflation rates; and currency exchange rate, interest rate and commodity price fluctuations.

Economies and financial markets throughout the world are highly interconnected. Economic, financial or political events, trading and tariff arrangements, wars, terrorism, cybersecurity events, natural disasters, public health emergencies (such as the spread of infectious disease), bank failures and other circumstances in one country or region, including actions taken by governmental or quasi-governmental authorities in response to any of the foregoing, could have impacts on global economies or markets. As a result, whether or not the underlying funds invest in securities of issuers located in or with significant exposure to the countries affected, the value and liquidity of the underlying funds’ investments may be negatively affected by developments in other countries and regions.

Issuer risks – The prices of, and the income generated by, securities held by the underlying funds may decline in response to various factors directly related to the issuers of such securities, including reduced demand for an issuer’s goods or services, poor management performance, major litigation, investigations or other controversies related to the issuer, changes in the issuer’s financial condition or credit rating, changes in government regulations affecting the issuer or its competitive environment and strategic initiatives such as mergers, acquisitions or dispositions and the market response to any such initiatives. An individual security may also be affected by factors relating to the industry or sector of the issuer or the securities markets as a whole, and conversely an industry or sector or the securities markets may be affected by a change in financial condition or other event affecting a single issuer.

Investing in debt instruments – The prices of, and the income generated by, bonds and other debt securities held by an underlying fund may be affected by factors such as the interest rates, maturities and credit quality of these securities.

Rising interest rates will generally cause the prices of bonds and other debt securities to fall. Also, when interest rates rise, issuers of debt securities which may be prepaid at any time, such as mortgage- or other asset-backed securities, are less likely to refinance existing debt securities, causing the average life of such securities to extend. A general change in interest rates may cause investors to sell debt securities on a large scale, which could also adversely affect the price and liquidity of debt securities and could also result in increased redemptions from the fund. Falling interest rates may cause an issuer to redeem, call or refinance a debt security before its stated maturity, which may result in the fund having to reinvest the proceeds in lower yielding securities. Longer maturity debt securities generally have greater sensitivity to changes in interest rates and may be subject to greater price fluctuations than shorter maturity debt securities.

Bonds and other debt securities are also subject to credit risk, which is the possibility that the credit strength of an issuer or guarantor will weaken or be perceived to be weaker, and/or an issuer of a debt security will fail to make timely payments of principal or interest and the security will go into default. Changes in actual or perceived creditworthiness may occur quickly. A downgrade or default affecting any of the underlying funds’ securities could cause the value of the underlying funds’ shares to decrease. Credit risk is gauged, in part, by the credit ratings of the debt securities in which the underlying fund invests. However, ratings are only the opinions of the rating agencies issuing them and are not guarantees as to credit quality or an evaluation of market risk. The underlying funds’ investment adviser relies on its own credit analysts to research issuers and issues in assessing credit and default risks.

Investing in municipal securities – Municipal securities are debt obligations that are exempt from federal, state and/or local income taxes. The yield and/or value of the fund's investments in municipal securities may be adversely affected by events tied to the municipal securities markets, which can be very volatile and significantly impacted by unfavorable legislative or political developments and negative changes in the financial conditions of municipal securities issuers and the economy. To the extent the fund invests in obligations of a municipal issuer, the volatility, credit quality and performance of the fund may be adversely impacted by local political and economic conditions of the issuer. For example, a credit rating downgrade, bond default or bankruptcy involving an issuer within a particular state or territory could affect the market values and marketability of many or all municipal obligations of that state or territory. Income from municipal securities held by the fund could also be declared taxable because of changes in tax laws or interpretations by taxing authorities or as a result of noncompliant conduct of a municipal issuer. Additionally, the relative amount of publicly available information about municipal securities is generally less than that for corporate securities.

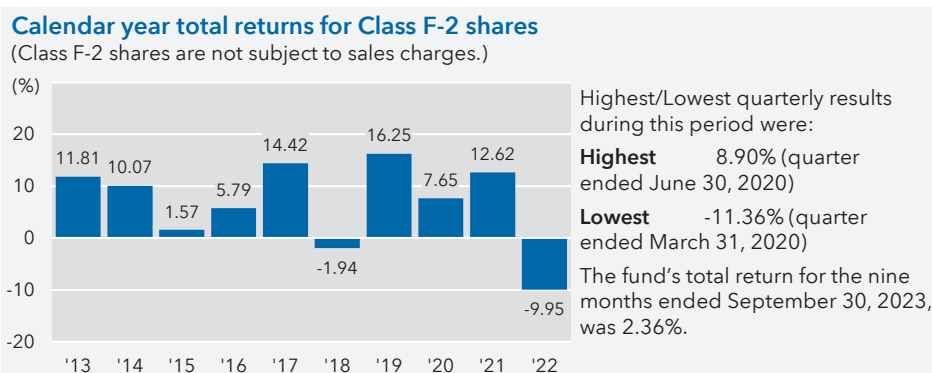
Investing in similar municipal bonds – Investing significantly in municipal obligations of multiple issuers in the same state or backed by revenues of similar types of projects or industries may make an underlying fund more susceptible to certain economic, political or regulatory occurrences. As a result, the underlying fund has greater risk of volatility, and greater risk of loss, from these investments.

Investing outside the United States – Securities of issuers domiciled outside the United States or with significant operations or revenues outside the United States, and securities tied economically to countries outside the United States, may lose value because of adverse political, social, economic or market developments (including social instability, regional conflicts, terrorism and war) in the countries or regions in which the issuers are domiciled, operate or generate revenue or to which the securities are tied economically. These securities may also lose value due to changes in foreign currency exchange rates against the U.S. dollar and/or currencies of other countries. Issuers of these securities may be more susceptible to actions of foreign governments, such as nationalization, currency blockage or the imposition of price controls, sanctions, or punitive taxes, each of which could adversely impact the value of these securities. Securities markets in certain countries may be more volatile and/or less liquid than those in the United States. Investments outside the United States may also be subject to different regulatory, legal, accounting, auditing, financial reporting and recordkeeping requirements, and may be more difficult to value, than those in the United States. In addition, the value of investments outside the United States may be reduced by foreign taxes, including foreign withholding taxes on interest and dividends. Further, there may be increased risks of delayed settlement of securities purchased or sold by an underlying fund, which could impact the liquidity of the fund's portfolio. The risks of investing outside the United States may be heightened in connection with investments in emerging markets.

Management – The investment adviser to the fund and to the underlying funds actively manages each underlying fund's investments. Consequently, the underlying funds are subject to the risk that the methods and analyses, including models, tools and data, employed by the investment adviser in this process may be flawed or incorrect and may not produce the desired results. This could cause an underlying fund to lose value or its investment results to lag relevant benchmarks or other funds with similar objectives.

Your investment in the fund is not a bank deposit and is not insured or guaranteed by the Federal Deposit Insurance Corporation or any other governmental agency, entity or person. You should consider how this fund fits into your overall investment program.

Investment results The following bar chart shows how the fund's investment results have varied from year to year, and the following table shows how the fund's average annual total returns for various periods compare with a broad measure of securities market results and other applicable measures of market results. This information provides some indication of the risks of investing in the fund. The Lipper Mixed-Asset Target Allocation Moderate Funds Index includes funds that disclose investment objectives and/or strategies reasonably comparable to those of the fund. Past investment results (before and after taxes) are not predictive of future investment results. Updated information on the fund's investment results can be obtained by visiting capitalgroup.com.



Average annual total returns For the periods ended December 31, 2022:

Share class	Inception date	1 year	5 years	10 years	Lifetime
F-2 – Before taxes	5/18/2012	-9.95%	4.47%	6.53%	7.08%
– After taxes on distributions		-10.59	3.55	5.45	N/A
– After taxes on distributions and sale of fund shares		-4.90	3.43	4.96	N/A
Share classes (before taxes)	Inception date	1 year	5 years	10 years	Lifetime
A (with maximum sales charge)	5/18/2012	-13.51%	3.43%	5.86%	6.42%
C	5/18/2012	-11.68	3.50	5.66	6.24
F-1	5/18/2012	-10.22	4.19	6.25	6.80
F-3	1/27/2017	-9.85	4.58	N/A	5.96
Indexes		1 year	5 years	10 years	Lifetime (from Class F-2 inception)
S&P 500 Index (reflects no deductions for sales charges, account fees, expenses or U.S. federal income taxes)		-18.11%	9.42%	12.56%	12.96%
MSCI® All Country World ex USA Index (reflects no deductions for sales charges, account fees, expenses or U.S. federal income taxes)		-16.00	0.88%	3.80	5.30
Bloomberg Municipal Bond Index (reflects no deductions for sales charges, account fees, expenses or U.S. federal income taxes)		-8.53	1.25	2.13	2.29
Lipper Mixed-Asset Target Allocation Moderate Funds Index (reflects no deductions for sales charges, account fees or U.S. federal income taxes)		-13.73	4.09	5.97	6.49

After-tax returns are shown only for Class F-2 shares; after-tax returns for other share classes will vary. After-tax returns are calculated using the highest individual federal income tax rates in effect during each year of the periods shown and do not reflect the impact of state and local taxes. Your actual after-tax returns depend on your individual tax situation and likely will differ from the results shown above. In addition, after-tax returns are not relevant if you hold your fund shares through a tax-deferred arrangement, such as a 401(k) plan, individual retirement account (IRA) or 529 college savings plan.

Management

Investment adviser Capital Research and Management Company

Portfolio Solutions Committee The investment adviser's Portfolio Solutions Committee develops the allocation approach and selects the underlying funds in which the fund invests. The members of the Portfolio Solutions Committee, who are jointly and primarily responsible for the portfolio management of the fund, are:

Investment professional/ Series title (if applicable)	Investment professional experience in this fund	Primary title with investment adviser
Alan N. Berro Senior Vice President	12 years	Partner – Capital World Investors
Michelle J. Black Senior Vice President	4 years	Partner – Capital Solutions Group
Brittain Ezzes Senior Vice President	Less than 1 year	Vice President – Capital Research Global Investors
Samir Mathur President	4 years	Partner – Capital Solutions Group
Wesley K. Phoa Senior Vice President	12 years	Partner – Capital Solutions Group
John R. Queen Senior Vice President	4 years	Partner – Capital Fixed Income Investors
Andrew B. Suzman Senior Vice President	12 years	Partner – Capital World Investors

Purchase and sale of fund shares The minimum amount to establish an account for all share classes is normally \$250 and the minimum to add to an account is \$50. For a payroll deduction retirement plan account, payroll deduction savings plan account or employer-sponsored 529 account, the minimum is \$25 to establish or add to an account. For accounts with Class F-3 shares held and serviced by the fund's transfer agent, the minimum investment amount is \$1 million.

If you are a retail investor, you may sell (redeem) shares on any business day through your dealer or financial professional or by writing to American Funds Service Company® at P.O. Box 6007, Indianapolis, Indiana 46206-6007; telephoning American Funds Service Company at (800) 421-4225; faxing American Funds Service Company at (888) 421-4351; or accessing our website at capitalgroup.com. Please contact your plan administrator or recordkeeper to sell (redeem) shares from your retirement plan.

Tax information Dividends and capital gain distributions you receive from the fund are subject to federal income taxes and may also be subject to state and local taxes, unless you are tax-exempt or your account is tax-favored.

Fund distributions of interest on municipal bonds held by the underlying funds are generally not subject to federal income tax. However, the fund may distribute taxable dividends, including distributions of short-term capital gains, which are subject to federal taxation as ordinary income. To the extent an underlying fund is permitted to invest in bonds subject to federal alternative minimum tax, interest on certain bonds may be subject to federal alternative minimum tax. The fund's distributions of net long-term capital gains are taxable as long-term capital gains for federal income tax purposes.

Payments to broker-dealers and other financial intermediaries If you purchase shares of the fund through a broker-dealer or other financial intermediary (such as a bank), the fund and the fund's distributor or its affiliates may pay the intermediary for the sale of fund shares and related services. These payments may create a conflict of interest by influencing the broker-dealer or other intermediary and your individual financial professional to recommend the fund over another investment. Ask your individual financial professional or visit your financial intermediary's website for more information.

American Funds Preservation Portfolio

Investment objective The fund's investment objective is to provide current income, consistent with preservation of capital.

Fees and expenses of the fund This table describes the fees and expenses that you may pay if you buy, hold and sell shares of the fund.

You may pay other fees, such as brokerage commissions and other fees to financial intermediaries, which are not reflected in the tables and examples below. For example, in addition to the fees and expenses described below, you may also be required to pay brokerage commissions on purchases and sales of Class F-2, F-3, 529-F-2, 529-F-3 or ABLE-F-2 shares of the fund. You may qualify for a Class A sales charge discount if you and your family invest, or agree to invest in the future, at least \$500,000 in American Funds. More information about these and other discounts is available from your financial professional, in the "Sales charge reductions and waivers" sections on page 86 of the prospectus and on page 109 of the fund's statement of additional information, and in the sales charge waiver appendix to the prospectus.

Shareholder fees (fees paid directly from your investment)

Share class:	A	529-A and ABLE-A	C and 529-C	529-E	T and 529-T	All F, 529-F and ABLE-F-2 share classes	All R share classes
Maximum sales charge (load) imposed on purchases (as a percentage of offering price)	2.50%	2.50%	none	none	2.50%	none	none
Maximum deferred sales charge (load) (as a percentage of the amount redeemed)	0.75 ¹	1.00 ¹	1.00%	none	none	none	none
Maximum sales charge (load) imposed on reinvested dividends	none	none	none	none	none	none	none
Redemption or exchange fees	none	none	none	none	none	none	none

Annual fund operating expenses (expenses that you pay each year as a percentage of the value of your investment)

Share class:	A	C	T	F-1	F-2	F-3	529-A	529-C
Management fees	none	none	none	none	none	none	none	none
Distribution and/or service (12b-1) fees	0.30%	0.99%	0.25%	0.25%	none	none	0.24%	1.00%
Other expenses	0.09	0.09	0.08 ²	0.14	0.12%	0.01%	0.14	0.14
Acquired (underlying) fund fees and expenses	0.27	0.27	0.27	0.27	0.27	0.27	0.27	0.27
Total annual fund operating expenses	0.66	1.35	0.60	0.66	0.39	0.28	0.65	1.41
Share class:	529-E	529-T	529-F-1	529-F-2	529-F-3	ABLE-A	ABLE-F-2	
Management fees	none	none	none	none	none	none	none	
Distribution and/or service (12b-1) fees	0.50%	0.25%	0.25%	none	none	0.22%	none	
Other expenses	0.10	0.14 ²	0.19	0.12% ²	0.07%	0.09	0.10%	
Acquired (underlying) fund fees and expenses	0.27	0.27	0.27	0.27	0.27	0.27	0.27	
Total annual fund operating expenses	0.87	0.66	0.71	0.39	0.34	0.58	0.37	
Fee waiver	–	–	–	–	–	0.06 ³	0.06 ³	
Total annual fund operating expenses after fee waiver	0.87	0.66	0.71	0.39	0.34	0.52	0.31	
Share class:	R-1	R-2	R-2E	R-3	R-4	R-5E	R-5	R-6
Management fees	none	none	none	none	none	none	none	none
Distribution and/or service (12b-1) fees	1.00% ²	0.75%	0.60%	0.49%	0.24%	none	none	none
Other expenses	0.10	0.33	0.22	0.15	0.10	0.17%	0.06%	0.01%
Acquired (underlying) fund fees and expenses	0.27	0.27	0.27	0.27	0.27	0.27	0.27	0.27
Total annual fund operating expenses	1.37	1.35	1.09	0.91	0.61	0.44	0.33	0.28

¹ A contingent deferred sales charge of 0.75% for Class A shares and 1.00% for Class 529-A shares applies on certain redemptions made within 18 months following purchases of \$250,000 or more for Class A and \$1 million or more for Class 529-A and Class ABLE-A made without an initial sales charge. Contingent deferred sales charge is calculated based on the lesser of the offering price and market value of shares being sold.

² Restated to reflect current fees.

³ Virginia529, as program administrator of ABLEAmerica, is currently waiving the fee owed to it as compensation for its oversight and administration of ABLEAmerica. This waiver will be in effect through at least January 1, 2025. Subject to the terms of its contractual arrangement with the investment adviser, Virginia529 may elect to extend, modify or terminate the waiver at that time.

Example This example is intended to help you compare the cost of investing in the fund with the cost of investing in other mutual funds.

The example assumes that you invest \$10,000 in the fund for the time periods indicated and then redeem or hold all of your shares at the end of those periods. The example also assumes that your investment has a 5% return each year and that the fund's operating expenses remain the same. The example reflects the fee waiver described above through the expiration date of such waiver and total annual fund operating expenses thereafter. You may be required to pay brokerage commissions on your purchases and sales of Class F-2, F-3, 529-F-2, 529-F-3 or ABLE-F-2 shares of the fund, which are not reflected in the example. Although your actual costs may be higher or lower, based on these assumptions your costs would be:

Share class:	A	C	T	F-1	F-2	F-3	529-A	529-C	529-E	529-T	529-F-1	529-F-2	529-F-3	ABLE A	ABLE F-2
1 year	\$316	\$237	\$310	\$67	\$40	\$29	\$315	\$244	\$89	\$316	\$73	\$40	\$35	\$302	\$32
3 years	456	428	437	211	125	90	453	446	278	456	227	125	109	425	113
5 years	609	739	576	368	219	157	603	771	482	609	395	219	191	560	202
10 years	1,052	1,434	981	822	493	356	1,040	1,203	1,073	1,052	883	493	431	952	462

Share class:	R-1	R-2	R-2E	R-3	R-4	R-5E	R-5	R-6	For the share classes listed to the right, you would pay the following if you did not redeem your shares:	Share class:	C	529-C
1 year	\$139	\$137	\$111	\$93	\$62	\$45	\$34	\$29		1 year	\$137	\$144
3 years	434	428	347	290	195	141	106	90		3 years	428	446
5 years	750	739	601	504	340	246	185	157		5 years	739	771
10 years	1,646	1,624	1,329	1,120	762	555	418	356		10 years	1,434	1,203

Portfolio turnover The fund may pay transaction costs, such as commissions, when it buys and sells securities (or "turns over" its portfolio). A higher portfolio turnover rate may indicate higher transaction costs and may result in higher taxes when fund shares are held in a taxable account. These costs, which are not reflected in annual fund operating expenses or in the example, affect the fund's investment results. During the most recent fiscal year, the fund's portfolio turnover rate was 9% of the average value of its portfolio.

Principal investment strategies The fund will attempt to achieve its investment objective by investing in a mix of American Funds fixed income funds. The fund will principally invest in funds that seek current income through investments in bonds or in other fixed income instruments.

When determining in which bond funds to invest, the investment adviser will predominately seek exposure to higher quality bonds (rated A- or better or A3 or better by Nationally Recognized Statistical Rating Organizations designated by the fund's investment adviser, or unrated but determined by the fund's investment adviser to be of equivalent quality) with intermediate to short-term durations. The fund may, however, invest in underlying funds with exposure to lower quality, higher yielding securities rated BBB+ or below and Baa1 or below (including those rated BB+ or below and Ba1 or below) or unrated but determined by the fund's investment adviser to be of equivalent quality, and to bonds with longer durations.

The underlying funds may hold securities issued and guaranteed by the U.S. government, securities issued by federal agencies and instrumentalities and securities backed by mortgages or other assets. The investment adviser anticipates that exposure to mortgage-backed securities and asset-backed securities may help the fund generate current income. The underlying funds may also invest in the debt securities of governments, agencies, corporations and other entities domiciled outside the United States.

The fund's investment adviser seeks to create combinations of underlying funds that complement each other with a goal of achieving the fund's investment objective of providing current income, consistent with preservation of capital. In making this determination, the fund's investment adviser considers the historical volatility and returns of the underlying funds and how various combinations would have behaved in past market environments. It also considers, among other topics, current market conditions and the investment positions of the underlying funds.

The fund's investment adviser periodically reviews the investment strategies and asset mix of the underlying funds. The investment adviser will also consider whether overall market conditions would favor a change in the exposure of the fund to various types of bonds or geographic regions. Based on these considerations, the investment adviser may make adjustments to underlying fund holdings by adjusting the percentage of individual underlying funds within the fund, or adding or removing underlying funds. The investment adviser may also determine not to change the underlying fund allocations, particularly in response to short-term market movements, if in its opinion the combination of underlying funds is appropriate to meet the fund's investment objective.

Principal risks This section describes the principal risks associated with investing in the fund and its underlying funds. You may lose money by investing in the fund. The likelihood of loss may be greater if you invest for a shorter period of time. Investors in the fund should have a long-term perspective and be able to tolerate potentially sharp declines in value.

The following are principal risks associated with investing in the fund.

Allocation risk – Investments in the fund are subject to risks related to the investment adviser’s allocation choices. The selection of the underlying funds and the allocation of the fund’s assets could cause the fund to lose value or its results to lag relevant benchmarks or other funds with similar objectives.

Fund structure – The fund invests in underlying funds and incurs expenses related to the underlying funds. In addition, investors in the fund will incur fees to pay for certain expenses related to the operations of the fund. An investor holding the underlying funds directly and in the same proportions as the fund would incur lower overall expenses but would not receive the benefit of the portfolio management and other services provided by the fund. Additionally, in accordance with an exemption under the Investment Company Act of 1940, as amended, the investment adviser considers only proprietary funds when selecting underlying investment options and allocations. This means that the fund’s investment adviser does not, nor does it expect to, consider any unaffiliated funds as underlying investment options for the fund. This strategy could raise certain conflicts of interest when determining the overall asset allocation of the fund or choosing underlying investments for the fund, including the selection of funds that result in greater compensation to the adviser or funds with relatively lower historical investment results. The investment adviser has policies and procedures designed to mitigate material conflicts of interest that may arise in connection with its management of the fund.

Underlying fund risks – Because the fund’s investments consist of underlying funds, the fund’s risks are directly related to the risks of the underlying funds. For this reason, it is important to understand the risks associated with investing in the underlying funds, as described below.

The following are principal risks associated with investing in the underlying funds.

Market conditions – The prices of, and the income generated by, the common stocks, bonds and other securities held by the underlying funds may decline – sometimes rapidly or unpredictably – due to various factors, including events or conditions affecting the general economy or particular industries or companies; overall market changes; local, regional or global political, social or economic instability; governmental, governmental agency or central bank responses to economic conditions; changes in inflation rates; and currency exchange rate, interest rate and commodity price fluctuations.

Economies and financial markets throughout the world are highly interconnected. Economic, financial or political events, trading and tariff arrangements, wars, terrorism, cybersecurity events, natural disasters, public health emergencies (such as the spread of infectious disease), bank failures and other circumstances in one country or region, including actions taken by governmental or quasi-governmental authorities in response to any of the foregoing, could have impacts on global economies or markets. As a result, whether or not the underlying funds invest in securities of issuers located in or with significant exposure to the countries affected, the value and liquidity of the underlying funds’ investments may be negatively affected by developments in other countries and regions.

Issuer risks – The prices of, and the income generated by, securities held by the underlying funds may decline in response to various factors directly related to the issuers of such securities, including reduced demand for an issuer’s goods or services, poor management performance, major litigation, investigations or other controversies related to the issuer, changes in the issuer’s financial condition or credit rating, changes in government regulations affecting the issuer or its competitive environment and strategic initiatives such as mergers, acquisitions or dispositions and the market response to any such initiatives. An individual security may also be affected by factors relating to the industry or sector of the issuer or the securities markets as a whole, and conversely an industry or sector or the securities markets may be affected by a change in financial condition or other event affecting a single issuer.

Investing in debt instruments – The prices of, and the income generated by, bonds and other debt securities held by an underlying fund may be affected by factors such as the interest rates, maturities and credit quality of these securities.

Rising interest rates will generally cause the prices of bonds and other debt securities to fall. Also, when interest rates rise, issuers of debt securities which may be prepaid at any time, such as mortgage- or other asset-backed securities, are less likely to refinance existing debt securities, causing the average life of such securities to extend. A general change in interest rates may cause investors to sell debt securities on a large scale, which could also adversely affect the price and liquidity of debt securities and could also result in increased redemptions from the fund. Falling interest rates may cause an issuer to redeem, call or refinance a debt security before its stated maturity, which may result in the fund having to reinvest the proceeds in lower yielding securities. Longer maturity debt securities generally have greater sensitivity to changes in interest rates and may be subject to greater price fluctuations than shorter maturity debt securities.

Bonds and other debt securities are also subject to credit risk, which is the possibility that the credit strength of an issuer or guarantor will weaken or be perceived to be weaker, and/or an issuer of a debt security will fail to make timely payments of principal or interest and the security will go into default. Changes in actual or perceived creditworthiness may occur quickly. A downgrade or default affecting any of the underlying funds’ securities could cause the value of the underlying funds’ shares to decrease. Credit risk is gauged, in part, by the credit ratings of the debt securities in which the underlying fund invests. However, ratings are only the opinions of the rating agencies issuing them and are not guarantees as to credit quality or an evaluation of market risk. The underlying funds’ investment adviser relies on its own credit analysts to research issuers and issues in assessing credit and default risks.

Investing in mortgage-related and other asset-backed securities – Mortgage-related securities, such as mortgage-backed securities, and other asset-backed securities, include debt obligations that represent interests in pools of mortgages or other income-bearing assets, such as consumer loans or receivables. While such securities are subject to the risks associated with investments in debt instruments generally (for example, credit, extension and interest rate risks), they are also subject to other and different risks. Mortgage-backed and other asset-backed securities are subject to changes in the payment patterns of borrowers of the underlying debt, potentially increasing the volatility of the securities and an underlying fund's net asset value. When interest rates fall, borrowers are more likely to refinance or prepay their debt before its stated maturity. This may result in an underlying fund having to reinvest the proceeds in lower yielding securities, effectively reducing the underlying fund's income. Conversely, if interest rates rise and borrowers repay their debt more slowly than expected, the time in which the mortgage-backed and other asset-backed securities are paid off could be extended, reducing an underlying fund's cash available for reinvestment in higher yielding securities. Mortgage-backed securities are also subject to the risk that underlying borrowers will be unable to meet their obligations and the value of property that secures the mortgages may decline in value and be insufficient, upon foreclosure, to repay the associated loans. Investments in asset-backed securities are subject to similar risks.

Investing in securities backed by the U.S. government – Securities backed by the U.S. Treasury or the full faith and credit of the U.S. government are guaranteed only as to the timely payment of interest and principal when held to maturity. Accordingly, the current market values for these securities will fluctuate with changes in interest rates and the credit rating of the U.S. government. Notwithstanding that these securities are backed by the full faith and credit of the U.S. government, circumstances could arise that would prevent or delay the payment of interest or principal on these securities, which could adversely affect their value and cause the fund to suffer losses. Such an event could lead to significant disruptions in U.S. and global markets. Securities issued by U.S. government-sponsored entities and federal agencies and instrumentalities that are not backed by the full faith and credit of the U.S. government are neither issued nor guaranteed by the U.S. government. U.S. government securities are subject to market risk, interest rate risk and credit risk.

Investing in inflation-linked bonds – The values of inflation-linked bonds generally fluctuate in response to changes in real interest rates – i.e., rates of interest after factoring in inflation. A rise in real interest rates may cause the prices of inflation-linked securities to fall, while a decline in real interest rates may cause the prices to increase. Inflation-linked bonds may experience greater losses than other debt securities with similar durations when real interest rates rise faster than nominal interest rates. There can be no assurance that the value of an inflation-linked security will be directly correlated to changes in interest rates; for example, if interest rates rise for reasons other than inflation, the increase may not be reflected in the security's inflation measure.

Investing in inflation-linked bonds may also reduce an underlying fund's distributable income during periods of deflation. If prices for goods and services decline throughout the economy, the principal and income on inflation-linked securities may decline and result in losses to the underlying fund.

Liquidity risk – Certain underlying fund holdings may be or may become difficult or impossible to sell, particularly during times of market turmoil. Liquidity may be impacted by the lack of an active market for a holding, legal or contractual restrictions on resale, or the reduced number and capacity of market participants to make a market in such holding. Market prices for less liquid or illiquid holdings may be volatile or difficult to determine, and reduced liquidity may have an adverse impact on the market price of such holdings. Additionally, the sale of less liquid or illiquid holdings may involve substantial delays (including delays in settlement) and additional costs and the underlying fund may be unable to sell such holdings when necessary to meet its liquidity needs or to try to limit losses, or may be forced to sell at a loss.

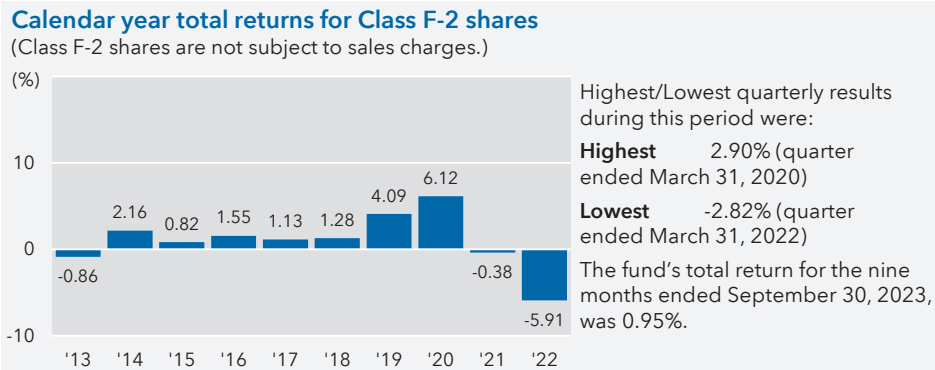
Investing in derivatives – The use of derivatives involves a variety of risks, which may be different from, or greater than, the risks associated with investing in traditional securities, such as stocks and bonds. Changes in the value of a derivative may not correlate perfectly with, and may be more sensitive to market events than, the underlying asset, rate or index, and a derivative instrument may cause the underlying fund to lose significantly more than its initial investment. Derivatives may be difficult to value, difficult for the underlying fund to buy or sell at an opportune time or price and difficult, or even impossible, to terminate or otherwise offset. The underlying fund's use of derivatives may result in losses to the underlying fund, and investing in derivatives may reduce the underlying fund's returns and increase the underlying fund's price volatility. The underlying fund's counterparty to a derivative transaction (including, if applicable, the underlying fund's clearing broker, the derivatives exchange or the clearinghouse) may be unable or unwilling to honor its financial obligations in respect of the transaction. In certain cases, the underlying fund may be hindered or delayed in exercising remedies against or closing out derivative instruments with a counterparty, which may result in additional losses. Derivatives are also subject to operational risk (such as documentation issues, settlement issues and systems failures) and legal risk (such as insufficient documentation, insufficient capacity or authority of a counterparty, and issues with the legality or enforceability of a contract).

Investing outside the United States – Securities of issuers domiciled outside the United States or with significant operations or revenues outside the United States, and securities tied economically to countries outside the United States, may lose value because of adverse political, social, economic or market developments (including social instability, regional conflicts, terrorism and war) in the countries or regions in which the issuers are domiciled, operate or generate revenue or to which the securities are tied economically. These securities may also lose value due to changes in foreign currency exchange rates against the U.S. dollar and/or currencies of other countries. Issuers of these securities may be more susceptible to actions of foreign governments, such as nationalization, currency blockage or the imposition of price controls, sanctions, or punitive taxes, each of which could adversely impact the value of these securities. Securities markets in certain countries may be more volatile and/or less liquid than those in the United States. Investments outside the United States may also be subject to different regulatory, legal, accounting, auditing, financial reporting and recordkeeping requirements, and may be more difficult to value, than those in the United States. In addition, the value of investments outside the United States may be reduced by foreign taxes, including foreign withholding taxes on interest and dividends. Further, there may be increased risks of delayed settlement of securities purchased or sold by an underlying fund, which could impact the liquidity of the fund's portfolio. The risks of investing outside the United States may be heightened in connection with investments in emerging markets.

Management – The investment adviser to the fund and to the underlying funds actively manages each underlying fund's investments. Consequently, the underlying funds are subject to the risk that the methods and analyses, including models, tools and data, employed by the investment adviser in this process may be flawed or incorrect and may not produce the desired results. This could cause an underlying fund to lose value or its investment results to lag relevant benchmarks or other funds with similar objectives.

Your investment in the fund is not a bank deposit and is not insured or guaranteed by the Federal Deposit Insurance Corporation or any other governmental agency, entity or person. You should consider how this fund fits into your overall investment program.

Investment results The following bar chart shows how the fund's investment results have varied from year to year, and the following table shows how the fund's average annual total returns for various periods compare with a broad measure of securities market results and other applicable measures of market results. This information provides some indication of the risks of investing in the fund. The Lipper Short-Intermediate Investment Grade Debt Funds Index includes funds that disclose investment objectives and/or strategies reasonably comparable to those of the fund. Past investment results (before and after taxes) are not predictive of future investment results. Prior to October 30, 2020, certain fees, such as 12b-1 fees, were not charged on Class 529-F-1 shares. If these expenses had been deducted, results would have been lower. Updated information on the fund's investment results can be obtained by visiting capitalgroup.com.



Average annual total returns For the periods ended December 31, 2022:

Share class	Inception date	1 year	5 years	10 years	Lifetime
F-2 – Before taxes	5/18/2012	-5.91%	0.95%	0.96%	1.04%
– After taxes on distributions		-6.76	0.14	0.25	N/A
– After taxes on distributions and sale of fund shares		-3.50	0.40	0.43	N/A
Share classes (before taxes)	Inception date	1 year	5 years	10 years	Lifetime
A (with maximum sales charge)	5/18/2012	-8.49	0.19	0.44%	0.53
C	5/18/2012	-7.72	-0.01	0.12	0.24
F-1	5/18/2012	-6.16	0.67	0.69	0.78
F-3	1/27/2017	-5.80	1.06	N/A	1.07
529-A (with maximum sales charge)	5/18/2012	-8.49	0.19	0.42	0.51
529-C	5/18/2012	-7.77	-0.08	0.29	0.39
529-E	5/18/2012	-6.37	0.45	0.43	0.52
529-F-1	5/18/2012	-5.98	0.90	0.90	0.98
529-F-2	10/30/2020	-5.90	N/A	N/A	-2.71
529-F-3	10/30/2020	-5.87	N/A	N/A	-2.67
ABLE-A	7/13/2018	-8.41	N/A	N/A	0.40
ABLE-F-2	10/30/2020	-5.85	N/A	N/A	-2.48
R-1	5/18/2012	-6.81	-0.09	-0.07	0.05
R-2	5/18/2012	-6.81	-0.04	-0.05	0.05
R-2E	8/29/2014	-6.57	0.23	N/A	0.38
R-3	5/18/2012	-6.40	0.40	0.40	0.49
R-4	5/18/2012	-6.11	0.70	0.72	0.81
R-5E	11/20/2015	-5.94	0.91	N/A	0.99
R-5	5/18/2012	-5.85	0.98	1.00	1.08
R-6	5/18/2012	-5.81	1.03	1.05	1.13
Indexes		1 year	5 years	10 years	Lifetime (from Class F-2 inception)
Bloomberg 1-5 Year U.S. Government/Credit A+ Index (reflects no deductions for sales charges, account fees, expenses or U.S. federal income taxes)		-5.48%	0.74%	0.84	0.89%
Lipper Short-Intermediate Investment Grade Debt Funds Index (reflects no deductions for sales charges, account fees or U.S. federal income taxes)		-6.03	1.06	1.25	1.43

After-tax returns are shown only for Class F-2 shares; after-tax returns for other share classes will vary. After-tax returns are calculated using the highest individual federal income tax rates in effect during each year of the periods shown and do not reflect the impact of state and local taxes. Your actual after-tax returns depend on your individual tax situation and likely will differ from the results shown above. In addition, after-tax returns are not relevant if you hold your fund shares through a tax-deferred arrangement, such as a 401(k) plan, individual retirement account (IRA) or 529 college savings plan.

Management

Investment adviser Capital Research and Management Company

Portfolio Solutions Committee The investment adviser's Portfolio Solutions Committee develops the allocation approach and selects the underlying funds in which the fund invests. The members of the Portfolio Solutions Committee, who are jointly and primarily responsible for the portfolio management of the fund, are:

Investment professional/ Series title (if applicable)	Investment professional experience in this fund	Primary title with investment adviser
Alan N. Berro Senior Vice President	12 years	Partner – Capital World Investors
Michelle J. Black Senior Vice President	4 years	Partner – Capital Solutions Group
Brittain Ezzes Senior Vice President	Less than 1 year	Vice President – Capital Research Global Investors
Samir Mathur President	4 years	Partner – Capital Solutions Group
Wesley K. Phoa Senior Vice President	12 years	Partner – Capital Solutions Group
John R. Queen Senior Vice President	4 years	Partner – Capital Fixed Income Investors
Andrew B. Suzman Senior Vice President	12 years	Partner – Capital World Investors

Purchase and sale of fund shares The minimum amount to establish an account for all share classes is normally \$250 and the minimum to add to an account is \$50. For a payroll deduction retirement plan account, payroll deduction savings plan account or employer-sponsored 529 account, the minimum is \$25 to establish or add to an account. For accounts with Class F-3 shares held and serviced by the fund's transfer agent, the minimum investment amount is \$1 million.

If you are a retail investor, you may sell (redeem) shares on any business day through your dealer or financial professional or by writing to American Funds Service Company® at P.O. Box 6007, Indianapolis, Indiana 46206-6007; telephoning American Funds Service Company at (800) 421-4225; faxing American Funds Service Company at (888) 421-4351; or accessing our website at capitalgroup.com. Please contact your plan administrator or recordkeeper to sell (redeem) shares from your retirement plan.

Tax information Dividends and capital gain distributions you receive from the fund are subject to federal income taxes and may also be subject to state and local taxes, unless you are tax-exempt or your account is tax-favored.

Payments to broker-dealers and other financial intermediaries If you purchase shares of the fund through a broker-dealer or other financial intermediary (such as a bank), the fund and the fund's distributor or its affiliates may pay the intermediary for the sale of fund shares and related services. These payments may create a conflict of interest by influencing the broker-dealer or other intermediary and your individual financial professional to recommend the fund over another investment. Ask your individual financial professional or visit your financial intermediary's website for more information.

American Funds Tax-Exempt Preservation Portfolio

Investment objective The fund's investment objective is to provide current income that is exempt from regular federal income tax, consistent with preservation of capital.

Fees and expenses of the fund This table describes the fees and expenses that you may pay if you buy, hold and sell shares of the fund. **You may pay other fees, such as brokerage commissions and other fees to financial intermediaries, which are not reflected in the tables and examples below.** For example, in addition to the fees and expenses described below, you may also be required to pay brokerage commissions on purchases and sales of Class F-2 or F-3 shares of the fund. You may qualify for a Class A sales charge discount if you and your family invest, or agree to invest in the future, at least \$500,000 in American Funds. More information about these and other discounts is available from your financial professional, in the "Sales charge reductions and waivers" sections on page 86 of the prospectus and on page 109 of the fund's statement of additional information, and in the sales charge waiver appendix to the prospectus.

Shareholder fees (fees paid directly from your investment)

	Share class:	A	C	T	All F share classes
Maximum sales charge (load) imposed on purchases (as a percentage of offering price)		2.50%	none	2.50%	none
Maximum deferred sales charge (load) (as a percentage of the amount redeemed)		0.75 ¹	1.00%	none	none
Maximum sales charge (load) imposed on reinvested dividends		none	none	none	none
Redemption or exchange fees		none	none	none	none

Annual fund operating expenses (expenses that you pay each year as a percentage of the value of your investment)

	Share class:	A	C	T	F-1	F-2	F-3
Management fees		none	none	none	none	none	none
Distribution and/or service (12b-1) fees		0.30%	1.00%	0.25%	0.25%	none	none
Other expenses		0.04	0.04	0.04 ²	0.14	0.11%	0.01%
Acquired (underlying) fund fees and expenses		0.24	0.24	0.24	0.24	0.24	0.24
Total annual fund operating expenses		0.58	1.28	0.53	0.63	0.35	0.25

¹ A contingent deferred sales charge of 0.75% applies on certain redemptions made within 18 months following purchases of \$250,000 or more made without an initial sales charge. Contingent deferred sales charge is calculated based on the lesser of the offering price and market value of shares being sold.

² Restated to reflect current fees.

Example This example is intended to help you compare the cost of investing in the fund with the cost of investing in other mutual funds.

The example assumes that you invest \$10,000 in the fund for the time periods indicated and then redeem or hold all of your shares at the end of those periods. The example also assumes that your investment has a 5% return each year and that the fund's operating expenses remain the same. You may be required to pay brokerage commissions on your purchases and sales of Class F-2 or F-3 shares of the fund, which are not reflected in the example. Although your actual costs may be higher or lower, based on these assumptions your costs would be:

Share class:	A	C	T	F-1	F-2	F-3	For the share classes listed to the right, you would pay the following if you did not redeem your shares:	Share class:	C
1 year	\$308	\$230	\$303	\$64	\$36	\$26		1 year	\$130
3 years	431	406	416	202	113	80		3 years	406
5 years	566	702	539	351	197	141		5 years	702
10 years	958	1,352	898	786	443	318		10 years	1,352

Portfolio turnover The fund may pay transaction costs, such as commissions, when it buys and sells securities (or "turns over" its portfolio). A higher portfolio turnover rate may indicate higher transaction costs and may result in higher taxes when fund shares are held in a taxable account. These costs, which are not reflected in annual fund operating expenses or in the example, affect the fund's investment results. During the most recent fiscal year, the fund's portfolio turnover rate was 5% of the average value of its portfolio.

Principal investment strategies The fund will attempt to achieve its investment objective by investing in a mix of American Funds fixed income funds. The fund will principally invest in funds that seek current income through investments in bonds or in other fixed income instruments.

Under normal circumstances, the fund will derive at least 80% of its income from securities that are exempt from regular federal income tax and will invest at least 80% of its assets in funds that predominately invest in securities that are exempt from regular federal income tax.

The fund will seek to generate a material portion of its current income from underlying funds that invest in bonds that are exempt from regular income tax, such as municipal bonds. Some of these bonds may have credit and liquidity support features, including guarantees and letters of credit. In addition, an underlying bond fund may invest significantly in municipal obligations of multiple issuers in the same state or backed by revenues of similar types of projects.

When determining in which bond funds to invest, the investment adviser will predominately seek exposure to higher quality bonds (rated A- or better or A3 or better by Nationally Recognized Statistical Rating Organizations designated by the fund's investment adviser, or unrated but determined by the fund's investment adviser to be of equivalent quality) with intermediate to short-term durations. The fund may, however, invest in underlying funds with exposure to lower quality, higher yielding securities rated BBB+ or below and Baa1 or below (including those rated BB+ or below and Ba1 or below) or unrated but determined by the fund's investment adviser to be of equivalent quality, and to bonds with longer durations.

The underlying funds may hold securities issued and guaranteed by the U.S. government, securities issued by federal agencies and instrumentalities and securities backed by mortgages or other assets.

The fund's investment adviser seeks to create combinations of underlying funds that complement each other with a goal of achieving the fund's investment objective of providing current income that is exempt from regular federal income tax, consistent with preservation of capital. In making this determination, the fund's investment adviser considers the historical volatility and returns of the underlying funds and how various combinations would have behaved in past market environments. It also considers, among other topics, current market conditions and the investment positions of the underlying funds.

The fund's investment adviser periodically reviews the investment strategies and asset mix of the underlying funds. The investment adviser will also consider whether overall market conditions would favor a change in the exposure of the fund to various types of bonds or geographic regions. Based on these considerations, the investment adviser may make adjustments to underlying fund holdings by adjusting the percentage of individual underlying funds within the fund, or adding or removing underlying funds. The investment adviser may also determine not to change the underlying fund allocations, particularly in response to short-term market movements, if in its opinion the combination of underlying funds is appropriate to meet the fund's investment objective.

Principal risks This section describes the principal risks associated with investing in the fund and its underlying funds. You may lose money by investing in the fund. The likelihood of loss may be greater if you invest for a shorter period of time. Investors in the fund should have a long-term perspective and be able to tolerate potentially sharp declines in value.

The following are principal risks associated with investing in the fund.

Allocation risk – Investments in the fund are subject to risks related to the investment adviser’s allocation choices. The selection of the underlying funds and the allocation of the fund’s assets could cause the fund to lose value or its results to lag relevant benchmarks or other funds with similar objectives.

Fund structure – The fund invests in underlying funds and incurs expenses related to the underlying funds. In addition, investors in the fund will incur fees to pay for certain expenses related to the operations of the fund. An investor holding the underlying funds directly and in the same proportions as the fund would incur lower overall expenses but would not receive the benefit of the portfolio management and other services provided by the fund. Additionally, in accordance with an exemption under the Investment Company Act of 1940, as amended, the investment adviser considers only proprietary funds when selecting underlying investment options and allocations. This means that the fund’s investment adviser does not, nor does it expect to, consider any unaffiliated funds as underlying investment options for the fund. This strategy could raise certain conflicts of interest when determining the overall asset allocation of the fund or choosing underlying investments for the fund, including the selection of funds that result in greater compensation to the adviser or funds with relatively lower historical investment results. The investment adviser has policies and procedures designed to mitigate material conflicts of interest that may arise in connection with its management of the fund.

Underlying fund risks – Because the fund’s investments consist of underlying funds, the fund’s risks are directly related to the risks of the underlying funds. For this reason, it is important to understand the risks associated with investing in the underlying funds, as described below.

The following are principal risks associated with investing in the underlying funds.

Market conditions – The prices of, and the income generated by, the common stocks, bonds and other securities held by the underlying funds may decline – sometimes rapidly or unpredictably – due to various factors, including events or conditions affecting the general economy or particular industries or companies; overall market changes; local, regional or global political, social or economic instability; governmental, governmental agency or central bank responses to economic conditions; changes in inflation rates; and currency exchange rate, interest rate and commodity price fluctuations.

Economies and financial markets throughout the world are highly interconnected. Economic, financial or political events, trading and tariff arrangements, wars, terrorism, cybersecurity events, natural disasters, public health emergencies (such as the spread of infectious disease), bank failures and other circumstances in one country or region, including actions taken by governmental or quasi-governmental authorities in response to any of the foregoing, could have impacts on global economies or markets. As a result, whether or not the underlying funds invest in securities of issuers located in or with significant exposure to the countries affected, the value and liquidity of the underlying funds’ investments may be negatively affected by developments in other countries and regions.

Issuer risks – The prices of, and the income generated by, securities held by the underlying funds may decline in response to various factors directly related to the issuers of such securities, including reduced demand for an issuer’s goods or services, poor management performance, major litigation, investigations or other controversies related to the issuer, changes in the issuer’s financial condition or credit rating, changes in government regulations affecting the issuer or its competitive environment and strategic initiatives such as mergers, acquisitions or dispositions and the market response to any such initiatives. An individual security may also be affected by factors relating to the industry or sector of the issuer or the securities markets as a whole, and conversely an industry or sector or the securities markets may be affected by a change in financial condition or other event affecting a single issuer.

Investing in debt instruments – The prices of, and the income generated by, bonds and other debt securities held by an underlying fund may be affected by factors such as the interest rates, maturities and credit quality of these securities.

Rising interest rates will generally cause the prices of bonds and other debt securities to fall. Also, when interest rates rise, issuers of debt securities which may be prepaid at any time, such as mortgage- or other asset-backed securities, are less likely to refinance existing debt securities, causing the average life of such securities to extend. A general change in interest rates may cause investors to sell debt securities on a large scale, which could also adversely affect the price and liquidity of debt securities and could also result in increased redemptions from the fund. Falling interest rates may cause an issuer to redeem, call or refinance a debt security before its stated maturity, which may result in the fund having to reinvest the proceeds in lower yielding securities. Longer maturity debt securities generally have greater sensitivity to changes in interest rates and may be subject to greater price fluctuations than shorter maturity debt securities.

Bonds and other debt securities are also subject to credit risk, which is the possibility that the credit strength of an issuer or guarantor will weaken or be perceived to be weaker, and/or an issuer of a debt security will fail to make timely payments of principal or interest and the security will go into default. Changes in actual or perceived creditworthiness may occur quickly. A downgrade or default affecting any of the underlying funds’ securities could cause the value of the underlying funds’ shares to decrease. Credit risk is gauged, in part, by the credit ratings of the debt securities in which the underlying fund invests. However, ratings are only the opinions of the rating agencies issuing them and are not guarantees as to credit quality or an evaluation of market risk. The underlying funds’ investment adviser relies on its own credit analysts to research issuers and issues in assessing credit and default risks.

Investing in municipal securities – Municipal securities are debt obligations that are exempt from federal, state and/or local income taxes. The yield and/or value of the fund's investments in municipal securities may be adversely affected by events tied to the municipal securities markets, which can be very volatile and significantly impacted by unfavorable legislative or political developments and negative changes in the financial conditions of municipal securities issuers and the economy. To the extent the fund invests in obligations of a municipal issuer, the volatility, credit quality and performance of the fund may be adversely impacted by local political and economic conditions of the issuer. For example, a credit rating downgrade, bond default or bankruptcy involving an issuer within a particular state or territory could affect the market values and marketability of many or all municipal obligations of that state or territory. Income from municipal securities held by the fund could also be declared taxable because of changes in tax laws or interpretations by taxing authorities or as a result of noncompliant conduct of a municipal issuer. Additionally, the relative amount of publicly available information about municipal securities is generally less than that for corporate securities.

Investing in similar municipal bonds – Investing significantly in municipal obligations of multiple issuers in the same state or backed by revenues of similar types of projects or industries may make an underlying fund more susceptible to certain economic, political or regulatory occurrences. As a result, the underlying fund has greater risk of volatility, and greater risk of loss, from these investments.

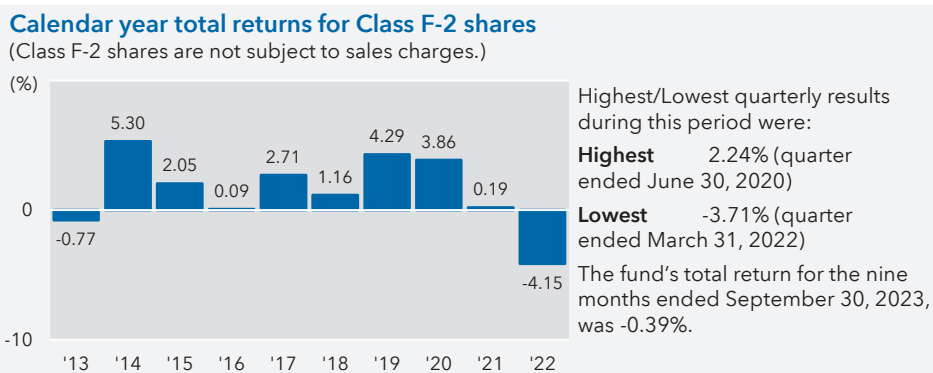
Liquidity risk – Certain underlying fund holdings may be or may become difficult or impossible to sell, particularly during times of market turmoil. Liquidity may be impacted by the lack of an active market for a holding, legal or contractual restrictions on resale, or the reduced number and capacity of market participants to make a market in such holding. Market prices for less liquid or illiquid holdings may be volatile or difficult to determine, and reduced liquidity may have an adverse impact on the market price of such holdings. Additionally, the sale of less liquid or illiquid holdings may involve substantial delays (including delays in settlement) and additional costs and the underlying fund may be unable to sell such holdings when necessary to meet its liquidity needs or to try to limit losses, or may be forced to sell at a loss.

Credit and liquidity support – Changes in the credit quality of banks and financial institutions providing credit and liquidity support features with respect to securities held by the underlying fund could cause the values of these securities to decline.

Management – The investment adviser to the fund and to the underlying funds actively manages each underlying fund's investments. Consequently, the underlying funds are subject to the risk that the methods and analyses, including models, tools and data, employed by the investment adviser in this process may be flawed or incorrect and may not produce the desired results. This could cause an underlying fund to lose value or its investment results to lag relevant benchmarks or other funds with similar objectives.

Your investment in the fund is not a bank deposit and is not insured or guaranteed by the Federal Deposit Insurance Corporation or any other governmental agency, entity or person. You should consider how this fund fits into your overall investment program.

Investment results The following bar chart shows how the fund's investment results have varied from year to year, and the following table shows how the fund's average annual total returns for various periods compare with a broad measure of securities market results and other applicable measures of market results. This information provides some indication of the risks of investing in the fund. The Lipper Short-Intermediate Municipal Debt Funds Index includes funds that disclose investment objectives and/or strategies reasonably comparable to those of the fund. Past investment results (before and after taxes) are not predictive of future investment results. Updated information on the fund's investment results can be obtained by visiting capitalgroup.com.



Average annual total returns For the periods ended December 31, 2022:

Share class	Inception date	1 year	5 years	10 years	Lifetime
F-2 – Before taxes	5/18/2012	-4.15%	1.02%	1.44%	1.59%
– After taxes on distributions		-4.15	0.99	1.42	N/A
– After taxes on distributions and sale of fund shares		-1.94	1.14	1.57	N/A
Share classes (before taxes)	Inception date	1 year	5 years	10 years	Lifetime
A (with maximum sales charge)	5/18/2012	-6.78%	0.28%	0.92%	1.08%
C	5/18/2012	-5.88	0.09	0.61	0.79
F-1	5/18/2012	-4.42	0.75	1.17	1.33
F-3	1/27/2017	-4.04	1.13	N/A	1.36
Indexes		1 year	5 years	10 years	Lifetime (from Class F-2 inception)
Bloomberg Municipal Bond 1-7 Year Blend Index (reflects no deductions for sales charges, account fees, expenses or U.S. federal income taxes)		-4.11%	1.21%	1.37%	1.39%
Lipper Short-Intermediate Municipal Debt Funds Index (reflects no deductions for sales charges, account fees or U.S. federal income taxes)		-4.40	1.05	1.10	1.16

After-tax returns are shown only for Class F-2 shares; after-tax returns for other share classes will vary. After-tax returns are calculated using the highest individual federal income tax rates in effect during each year of the periods shown and do not reflect the impact of state and local taxes. Your actual after-tax returns depend on your individual tax situation and likely will differ from the results shown above. In addition, after-tax returns are not relevant if you hold your fund shares through a tax-deferred arrangement, such as a 401(k) plan, individual retirement account (IRA) or 529 college savings plan.

Management

Investment adviser Capital Research and Management Company

Portfolio Solutions Committee The investment adviser's Portfolio Solutions Committee develops the allocation approach and selects the underlying funds in which the fund invests. The members of the Portfolio Solutions Committee, who are jointly and primarily responsible for the portfolio management of the fund, are:

Investment professional/ Series title (if applicable)	Investment professional experience in this fund	Primary title with investment adviser
Alan N. Berro Senior Vice President	12 years	Partner – Capital World Investors
Michelle J. Black Senior Vice President	4 years	Partner – Capital Solutions Group
Brittain Ezzes Senior Vice President	Less than 1 year	Vice President – Capital Research Global Investors
Samir Mathur President	4 years	Partner – Capital Solutions Group
Wesley K. Phoa Senior Vice President	12 years	Partner – Capital Solutions Group
John R. Queen Senior Vice President	4 years	Partner – Capital Fixed Income Investors
Andrew B. Suzman Senior Vice President	12 years	Partner – Capital World Investors

Purchase and sale of fund shares The minimum amount to establish an account for all share classes is \$250 and the minimum to add to an account is \$50. For accounts with Class F-3 shares held and serviced by the fund's transfer agent, the minimum investment amount is \$1 million.

If you are a retail investor, you may sell (redeem) shares on any business day through your dealer or financial professional or by writing to American Funds Service Company® at P.O. Box 6007, Indianapolis, Indiana 46206-6007; telephoning American Funds Service Company at (800) 421-4225; faxing American Funds Service Company at (888) 421-4351; or accessing our website at capitalgroup.com.

Tax information Fund distributions of interest on municipal bonds held by the underlying funds are generally not subject to federal income tax. However, the fund may distribute taxable dividends, including distributions of short-term capital gains, which are subject to federal taxation as ordinary income. To the extent an underlying fund is permitted to invest in bonds subject to federal alternative minimum tax, interest on certain bonds may be subject to federal alternative minimum tax. The fund's distributions of net long-term capital gains are taxable as long-term capital gains for federal income tax purposes.

Payments to broker-dealers and other financial intermediaries If you purchase shares of the fund through a broker-dealer or other financial intermediary (such as a bank), the fund and the fund's distributor or its affiliates may pay the intermediary for the sale of fund shares and related services. These payments may create a conflict of interest by influencing the broker-dealer or other intermediary and your individual financial professional to recommend the fund over another investment. Ask your individual financial professional or visit your financial intermediary's website for more information.

Investment objectives, strategies and risks

Except where the context indicates otherwise, all references herein to the “fund” apply to each of the funds in the series.

The investment objectives, strategies and risks of each fund are summarized below:

American Funds Global Growth Portfolio The fund’s investment objective is to provide long-term growth of capital.

American Funds Growth Portfolio The fund’s investment objective is to provide long-term growth of capital.

American Funds Growth and Income Portfolio The fund’s investment objective is to provide long-term growth of capital while providing current income.

American Funds Moderate Growth and Income Portfolio The fund’s investment objectives are to provide current income and long-term growth of capital and income.

American Funds Conservative Growth and Income Portfolio The fund’s investment objective is to provide current income and, secondarily, long-term growth of capital.

American Funds Tax-Aware Conservative Growth and Income Portfolio The fund’s investment objective is to provide current income, a portion of which is exempt from regular federal income tax, while secondarily striving for long-term growth of capital.

American Funds Preservation Portfolio The fund’s investment objective is to provide current income, consistent with preservation of capital.

American Funds Tax-Exempt Preservation Portfolio The fund’s investment objective is to provide current income that is exempt from regular federal income tax, consistent with preservation of capital.

While the fund has no present intention to do so, the series’ board may change the fund’s investment objectives without shareholder approval upon 60 days’ prior written notice to shareholders, except for the American Funds Tax-Exempt Preservation Portfolio. Each fund will attempt to achieve its investment objective by investing in a mix of American Funds and/or Capital Group ETFs in different combinations and weightings. The underlying funds represent a variety of fund categories such as growth funds, growth-and-income funds, equity-income funds, balanced funds and fixed income funds. Further, the fund categories represent differing investment objectives and strategies. For example, growth funds seek long-term growth primarily through investing in both U.S. stocks and stocks of issuers domiciled outside the United States (including, where applicable, in emerging markets). Growth-and-income funds seek long-term growth and income primarily through investments in stocks with some fixed income investments. Equity-income and balanced funds generally strive for income and growth through stocks and/or fixed income investments, while fixed income funds seek current income through investments in bonds or in other fixed income instruments.

The Moderate Growth and Income Portfolio, through its investments in the underlying funds, will normally maintain at least 45% of the value of its net assets in common stocks and other equity investments. In addition, through its investments in the underlying funds, the Moderate Growth and Income Portfolio will normally maintain at least 25% of the value of its net assets in bonds and other debt securities (including money market instruments). The Global Growth Portfolio, under normal market conditions, will invest 25% of its net assets in underlying funds that invest significantly (under normal market conditions, at least 40%) in issuers outside the United States.

To the extent a fund invests in one or more underlying American Funds, it will invest in Class R-6 shares of such underlying funds. To the extent a fund invests in underlying Capital Group ETFs, it will invest in shares of the single share class of the underlying Capital Group ETFs. An investor holding the underlying funds directly and in the same proportions as the fund would incur lower overall expenses but would not receive the benefit of the portfolio management and other services provided by the fund. In addition to investing in a mix of American Funds and/or Capital Group ETFs, each fund may also invest in funds in the American Funds Insurance Series or other funds managed by Capital Research and Management Company and its affiliates, subject to obtaining any necessary regulatory approvals and notifying shareholders in advance.

The investment adviser will monitor the funds and may make modifications to either the investment approach or the underlying fund allocations that the investment adviser believes could benefit shareholders.

Each fund may, from time to time, take temporary defensive positions by holding all, or a significant portion, of its assets in cash, cash equivalents or other securities that may be deemed appropriate by the fund's investment adviser. The investment adviser may determine that it is appropriate to take such action in response to certain circumstances, such as periods of market turmoil. A larger percentage of such holdings could negatively affect the fund's investment results in a period of rising market prices. A larger percentage of cash or cash equivalents could reduce the fund's magnitude of loss in the event of falling market prices and provide liquidity to make additional investments or to meet redemptions.

Investments in each fund are subject to risks related to the investment adviser's allocation choices. The selection of the underlying funds and the allocation of the funds' assets could cause the fund to lose value or its results to lag relevant benchmarks of other funds with similar objectives.

The success of each fund will be impacted by the results of the underlying funds. For this reason, it is important to understand the risks associated with investing in the underlying funds.

An underlying fund may also hold cash or cash equivalents. The percentage of an underlying fund invested in such holdings varies and depends on various factors, including market conditions and purchases and redemptions of fund shares. For temporary defensive purposes, an underlying fund may hold all, or a significant portion, of its assets in cash, cash equivalents or other similar securities that may be deemed appropriate by the underlying fund's investment adviser. The investment adviser may determine that it is appropriate to take such action in response to certain circumstances, such as periods of market turmoil. A larger percentage of such holdings could negatively affect an underlying fund's investment results in a period of rising market prices. A larger percentage of cash or cash equivalents could reduce an underlying fund's magnitude of loss in the event of falling market prices and provide liquidity to make additional investments or to meet redemptions.

An underlying fund may invest in certain other funds managed by the investment adviser or its affiliates ("Central Funds") to more effectively invest in a diversified set of securities in a specific asset class such as money market instruments, bonds and other securities. Shares of Central Funds are only offered for purchase to the fund's investment adviser and its affiliates and other funds, investment vehicles and accounts managed by the fund's investment adviser and its affiliates. Central Funds do not charge management fees. As a result, an underlying fund does not bear additional management fees when investing in Central Funds, but an underlying fund does bear its proportionate share of Central Fund expenses. The investment results of the portions of an underlying fund's assets invested in the Central Funds will be based upon the investment results of the Central Funds.

The investment adviser may consider environmental, social and governance (“ESG”) factors that, depending on the facts and circumstances, are material to the value of an issuer or instrument. ESG factors may include, but are not limited to, environmental issues (e.g., water use, emission levels, waste, environmental remediation), social issues (e.g., human capital, health and safety, changing customer behavior) or governance issues (e.g., board composition, executive compensation, shareholder dilution).

The following are principal risks associated with investing in the fund.

Allocation risk – Investments in the fund are subject to risks related to the investment adviser’s allocation choices. The selection of the underlying funds and the allocation of the fund’s assets could cause the fund to lose value or its results to lag relevant benchmarks or other funds with similar objectives.

Fund structure – The fund invests in underlying funds and incurs expenses related to the underlying funds. In addition, investors in the fund will incur fees to pay for certain expenses related to the operations of the fund. An investor holding the underlying funds directly and in the same proportions as the fund would incur lower overall expenses but would not receive the benefit of the portfolio management and other services provided by the fund. Additionally, in accordance with an exemption under the Investment Company Act of 1940, as amended, the investment adviser considers only proprietary funds when selecting underlying investment options and allocations. This means that the fund’s investment adviser does not, nor does it expect to, consider any unaffiliated funds as underlying investment options for the fund. This strategy could raise certain conflicts of interest when determining the overall asset allocation of the fund or choosing underlying investments for the fund, including the selection of funds that result in greater compensation to the adviser or funds with relatively lower historical investment results. The investment adviser has policies and procedures designed to mitigate material conflicts of interest that may arise in connection with its management of the fund.

Underlying fund risks – Because the fund’s investments consist of underlying funds, the fund’s risks are directly related to the risks of the underlying funds. For this reason, it is important to understand the risks associated with investing in the underlying funds, as described below.

The following is an additional risk associated with investing in the fund.

Large shareholder transactions risk – The fund may experience adverse effects when shareholders purchase or redeem, individually or in the aggregate, large amounts of shares of the fund. Such large shareholder redemptions may cause the fund to sell portfolio securities at times when it would not otherwise do so, which may negatively impact the fund’s net asset value and liquidity. Similarly, large fund share purchases may adversely affect the fund’s performance to the extent that the fund is delayed in investing new cash and is required to maintain a larger cash position than it ordinarily would. These transactions may also accelerate the realization of taxable income to shareholders if such sales of investments resulted in gains, and may also increase transaction costs. In addition, a large redemption could result in the fund’s current expenses being allocated over a smaller asset base, leading to an increase in the fund’s expense ratio. These risks are heightened when the fund is small.

The following are principal risks associated with investing in the underlying funds. Each fund will invest in some of the underlying funds for which underlying risks are listed below, but may not invest in all of them. Accordingly, not all of the principal risks listed below necessarily apply to each fund's underlying funds.

Market conditions – The prices of, and the income generated by, the common stocks, bonds and other securities held by the underlying funds may decline - sometimes rapidly or unpredictably - due to various factors, including events or conditions affecting the general economy or particular industries or companies; overall market changes; local, regional or global political, social or economic instability; governmental, governmental agency or central bank responses to economic conditions; changes in inflation rates; and currency exchange rate, interest rate and commodity price fluctuations.

Economies and financial markets throughout the world are highly interconnected. Economic, financial or political events, trading and tariff arrangements, wars, terrorism, cybersecurity events, natural disasters, public health emergencies (such as the spread of infectious disease), bank failures and other circumstances in one country or region, including actions taken by governmental or quasi-governmental authorities in response to any of the foregoing, could have impacts on global economies or markets. As a result, whether or not the underlying funds invest in securities of issuers located in or with significant exposure to the countries affected, the value and liquidity of the underlying funds’ investments may be negatively affected by developments in other countries and regions.

Issuer risks – The prices of, and the income generated by, securities held by the underlying funds may decline in response to various factors directly related to the issuers of such securities, including reduced demand for an issuer's goods or services, poor management performance, major litigation, investigations or other controversies related to the issuer, changes in the issuer's financial condition or credit rating, changes in government regulations affecting the issuer or its competitive environment and strategic initiatives such as mergers, acquisitions or dispositions and the market response to any such initiatives. An individual security may also be affected by factors relating to the industry or sector of the issuer or the securities markets as a whole, and conversely an industry or sector or the securities markets may be affected by a change in financial condition or other event affecting a single issuer.

Investing in stocks – Investing in stocks may involve larger price swings and greater potential for loss than other types of investments. As a result, the value of the underlying funds may be subject to sharp declines in value. Income provided by an underlying fund may be reduced by changes in the dividend policies of, and the capital resources available at, the companies in which the underlying fund invests. These risks may be even greater in the case of smaller capitalization stocks.

Investing outside the United States – Securities of issuers domiciled outside the United States or with significant operations or revenues outside the United States, and securities tied economically to countries outside the United States, may lose value because of adverse political, social, economic or market developments (including social instability, regional conflicts, terrorism and war) in the countries or regions in which the issuers are domiciled, operate or generate revenue or to which the securities are tied economically. These securities may also lose value due to changes in foreign currency exchange rates against the U.S. dollar and/or currencies of other countries. Issuers of these securities may be more susceptible to actions of foreign governments, such as nationalization, currency blockage or the imposition of price controls, sanctions, or punitive taxes, each of which could adversely impact the value of these securities. Securities markets in certain countries may be more volatile and/or less liquid than those in the United States. Investments outside the United States may also be subject to different regulatory, legal, accounting, auditing, financial reporting and recordkeeping requirements, and may be more difficult to value, than those in the United States. In addition, the value of investments outside the United States may be reduced by foreign taxes, including foreign withholding taxes on interest and dividends. Further, there may be increased risks of delayed settlement of securities purchased or sold by an underlying fund, which could impact the liquidity of the fund's portfolio. The risks of investing outside the United States may be heightened in connection with investments in emerging markets.

Investing in emerging markets – Investing in emerging markets may involve risks in addition to and greater than those generally associated with investing in the securities markets of developed countries. For instance, emerging market countries tend to have less developed political, economic and legal systems than those in developed countries. Accordingly, the governments of these countries may be less stable and more likely to intervene in the market economy, for example, by imposing capital controls, nationalizing a company or industry, placing restrictions on foreign ownership and on withdrawing sale proceeds of securities from the country, and/or imposing punitive taxes that could adversely affect the prices of securities. Information regarding issuers in emerging markets may be limited, incomplete or inaccurate, and such issuers may not be subject to regulatory, accounting, auditing, and financial reporting and recordkeeping standards comparable to those to which issuers in more developed markets are subject. The underlying fund's rights with respect to its investments in emerging markets, if any, will generally be governed by local law, which may make it difficult or impossible for the underlying fund to pursue legal remedies or to obtain and enforce judgments in local courts. In addition, the economies of these countries may be dependent on relatively few industries, may have limited access to capital and may be more susceptible to changes in local and global trade conditions and downturns in the world economy. Securities markets in these countries can also be relatively small and have substantially lower trading volumes. As a result, securities issued in these countries may be more volatile and less liquid, more vulnerable to market manipulation, and more difficult to value, than securities issued in countries with more developed economies and/or markets. Less certainty with respect to security valuations may lead to additional challenges and risks in calculating the underlying fund's net asset value. Additionally, emerging markets are more likely to experience problems with the clearing and settling of trades and the holding of securities by banks, agents and depositories that are less established than those in developed countries.

Investing in small companies – Investing in smaller companies may pose additional risks. For example, it is often more difficult to value or dispose of small company stocks and more difficult to obtain information about smaller companies than about larger companies. Furthermore, smaller companies often have limited product lines, operating histories, markets and/or financial resources, may be dependent on one or a few key persons for management, and can be more susceptible to losses. Moreover, the prices of their stocks may be more volatile than stocks of larger, more established companies, particularly during times of market turmoil.

Investing in debt instruments – The prices of, and the income generated by, bonds and other debt securities held by an underlying fund may be affected by factors such as the interest rates, maturities and credit quality of these securities.

Rising interest rates will generally cause the prices of bonds and other debt securities to fall. Also, when interest rates rise, issuers of debt securities which may be prepaid at any time, such as mortgage- or other asset-backed securities, are less likely to refinance existing debt securities, causing the average life of such securities to extend. A general change in interest rates may cause investors to sell debt securities on a large scale, which could also adversely affect the price and liquidity of debt securities and could also result in increased redemptions from the fund. Falling interest rates may cause an issuer to redeem, call or refinance a debt security before its stated maturity, which may result in the fund having to reinvest the proceeds in lower yielding securities. Longer maturity debt securities generally have greater sensitivity to changes in interest rates and may be subject to greater price fluctuations than shorter maturity debt securities.

Bonds and other debt securities are also subject to credit risk, which is the possibility that the credit strength of an issuer or guarantor will weaken or be perceived to be weaker, and/or an issuer of a debt security will fail to make timely payments of principal or interest and the security will go into default. Changes in actual or perceived creditworthiness may occur quickly. A downgrade or default affecting any of the underlying funds' securities could cause the value of the underlying funds' shares to decrease. Credit risk is gauged, in part, by the credit ratings of the debt securities in which the underlying fund invests. However, ratings are only the opinions of the rating agencies issuing them and are not guarantees as to credit quality or an evaluation of market risk. The underlying funds' investment adviser relies on its own credit analysts to research issuers and issues in assessing credit and default risks.

Investing in lower rated debt instruments – Lower rated bonds and other lower rated debt securities generally have higher rates of interest and involve greater risk of default or price declines due to changes in the issuer's creditworthiness than those of higher quality debt securities. The market prices of these securities may fluctuate more than the prices of higher quality debt securities and may decline significantly in periods of general economic difficulty. These risks may be increased with respect to investments in junk bonds.

Investing in securities backed by the U.S. government – Securities backed by the U.S. Treasury or the full faith and credit of the U.S. government are guaranteed only as to the timely payment of interest and principal when held to maturity. Accordingly, the current market values for these securities will fluctuate with changes in interest rates and the credit rating of the U.S. government. Notwithstanding that these securities are backed by the full faith and credit of the U.S. government, circumstances could arise that would prevent or delay the payment of interest or principal on these securities, which could adversely affect their value and cause the fund to suffer losses. Such an event could lead to significant disruptions in U.S. and global markets. Securities issued by U.S. government-sponsored entities and federal agencies and instrumentalities that are not backed by the full faith and credit of the U.S. government are neither issued nor guaranteed by the U.S. government. U.S. government securities are subject to market risk, interest rate risk and credit risk.

Investing in mortgage-related and other asset-backed securities – Mortgage-related securities, such as mortgage-backed securities, and other asset-backed securities, include debt obligations that represent interests in pools of mortgages or other income-bearing assets, such as residential mortgage loans, home equity loans, mortgages on commercial buildings, consumer loans and equipment leases. While such securities are subject to the risks associated with investments in debt instruments generally (for example, credit, extension and interest rate risks), they are also subject to other and different risks. Mortgage-backed and other asset-backed securities are subject to changes in the payment patterns of borrowers of the underlying debt, potentially increasing the volatility of the securities and an underlying fund's net asset value. When interest rates fall, borrowers are more likely to refinance or prepay their debt before its stated maturity. This may result in an underlying fund having to reinvest the proceeds in lower yielding securities, effectively reducing the underlying fund's income. Conversely, if interest rates rise and borrowers repay their debt more slowly than expected, the time in which the mortgage-backed and other asset-backed securities are paid off could be extended, reducing an underlying fund's cash available for reinvestment in higher yielding securities. Mortgage-backed securities are also subject to the risk that underlying borrowers will be unable to meet their obligations and the value of property that secures the mortgages may decline in value and be insufficient, upon foreclosure, to repay the associated loans. Investments in asset-backed securities are subject to similar risks, as well as additional risks associated with the assets underlying those securities.

Investing in inflation-linked bonds – The values of inflation-linked bonds generally fluctuate in response to changes in real interest rates – i.e., rates of interest after factoring in inflation. A rise in real interest rates may cause the prices of inflation-linked securities to fall, while a decline in real interest rates may cause the prices to increase. Inflation-linked bonds may experience greater losses than other debt securities with similar durations when real interest rates rise faster than nominal interest rates. There can be no assurance that the value of an inflation-linked security will be directly correlated to changes in interest rates; for example, if interest rates rise for reasons other than inflation, the increase may not be reflected in the security's inflation measure.

Investing in inflation-linked bonds may also reduce an underlying fund's distributable income during periods of deflation. If prices for goods and services decline throughout the economy, the principal and income on inflation-linked securities may decline and result in losses to the underlying fund.

Investing in municipal securities – Municipal securities are debt obligations that are exempt from federal, state and/or local income taxes. The yield and/or value of the fund's investments in municipal securities may be adversely affected by events tied to the municipal securities markets, which can be very volatile and significantly impacted by unfavorable legislative or political developments and negative changes in the financial conditions of municipal securities issuers and the economy. To the extent the fund invests in obligations of a municipal issuer, the volatility, credit quality and performance of the fund may be adversely impacted by local political and economic conditions of the issuer. For example, a credit rating downgrade, bond default or bankruptcy involving an issuer within a particular state or territory could affect the market values and marketability of many or all municipal obligations of that state or territory. Income from municipal securities held by the fund could also be declared taxable because of changes in tax laws or interpretations by taxing authorities or as a result of noncompliant conduct of a municipal issuer. Additionally, the relative amount of publicly available information about municipal securities is generally less than that for corporate securities.

Investing in similar municipal bonds – Investing significantly in municipal obligations of multiple issuers in the same state or backed by revenues of similar types of projects or industries may make an underlying fund more susceptible to certain economic, political or regulatory occurrences. As a result, the underlying fund has greater risk of volatility, and greater risk of loss, from these investments.

Credit and liquidity support – Changes in the credit quality of banks and financial institutions providing credit and liquidity support features with respect to securities held by the underlying fund could cause the values of these securities to decline.

Liquidity risk – Certain underlying fund holdings may be or may become difficult or impossible to sell, particularly during times of market turmoil. Liquidity may be impacted by the lack of an active market for a holding, legal or contractual restrictions on resale, or the reduced number and capacity of market participants to make a market in such holding. Market prices for less liquid or illiquid holdings may be volatile or difficult to determine, and reduced liquidity may have an adverse impact on the market price of such holdings. Additionally, the sale of less liquid or illiquid holdings may involve substantial delays (including delays in settlement) and additional costs and the underlying fund may be unable to sell such holdings when necessary to meet its liquidity needs or to try to limit losses, or may be forced to sell at a loss.

Investing in derivatives – The use of derivatives involves a variety of risks, which may be different from, or greater than, the risks associated with investing in traditional securities, such as stocks and bonds. Changes in the value of a derivative may not correlate perfectly with, and may be more sensitive to market events than, the underlying asset, rate or index, and a derivative instrument may cause the underlying fund to lose significantly more than its initial investment. Derivatives may be difficult to value, difficult for the underlying fund to buy or sell at an opportune time or price and difficult, or even impossible, to terminate or otherwise offset. The underlying fund's use of derivatives may result in losses to the underlying fund, and investing in derivatives may reduce the underlying fund's returns and increase the underlying fund's price volatility. The underlying fund's counterparty to a derivative transaction (including, if applicable, the underlying fund's clearing broker, the derivatives exchange or the clearinghouse) may be unable or unwilling to honor its financial obligations in respect of the transaction. In certain cases, the underlying fund may be hindered or delayed in exercising remedies against or closing out derivative instruments with a counterparty, which may result in additional losses. Derivatives are also subject to operational risk (such as documentation issues, settlement issues and systems failures) and legal risk (such as insufficient documentation, insufficient capacity or authority of a counterparty, and issues with the legality or enforceability of a contract).

Management – The investment adviser to the fund and to the underlying funds actively manages each underlying fund's investments. Consequently, the underlying funds are subject to the risk that the methods and analyses, including models, tools and data, employed by the investment adviser in this process may be flawed or incorrect and may not produce the desired results. This could cause an underlying fund to lose value or its investment results to lag relevant benchmarks or other funds with similar objectives.

The following are additional risks associated with investing in the underlying funds and are not principal risks associated with the fund's investment strategies. Each fund will invest in some of the underlying funds for which additional risks are listed below, but may not invest in all of them. Accordingly, not all of the additional risks listed below necessarily apply to each fund's underlying funds.

Interest rate risk – The values and liquidity of the securities held by the underlying fund may be affected by changing interest rates. For example, the values of these securities may decline when interest rates rise and increase when interest rates fall. Longer maturity debt securities generally have greater sensitivity to changes in interest rates and may be subject to greater price fluctuations than shorter maturity debt securities. The underlying fund may invest in variable and floating rate securities. When the underlying fund holds variable or floating rate securities, a decrease in market interest rates will adversely affect the income received from such securities and the net asset value of the fund's shares. Although the values of such securities are generally less sensitive to interest rate changes than those of other debt securities, the value of variable and floating rate securities may decline if their interest rates do not rise as quickly, or as much, as market interest rates. Conversely, floating rate securities will not generally increase in value if interest rates decline. During periods of extremely low short-term interest rates, the underlying fund may not be able to maintain a positive yield and, in relatively low interest rate environments, there are heightened risks associated with rising interest rates.

Currency – The prices of, and the income generated by, many debt securities held by the underlying funds may also be affected by changes in relative currency values. If the U.S. dollar appreciates against foreign currencies, the value in U.S. dollars of an underlying fund's securities denominated in such currencies would generally fall and vice versa.

Investing in future delivery contracts – An underlying fund may enter into contracts, such as to-be-announced contracts and mortgage dollar rolls, that involve an underlying fund selling mortgage-related securities and simultaneously contracting to repurchase similar securities for delivery at a future date at a predetermined price. This can increase the underlying fund's market exposure, and the market price of the securities that the underlying fund contracts to repurchase could drop below their purchase price. While an underlying fund can preserve and generate capital through the use of such contracts by, for example, realizing the difference between the sale price and the future purchase price, the income generated by the underlying fund may be reduced by engaging in such transactions. In addition, these transactions increase the turnover rate of the underlying fund.

Investing in swaps – Swaps, including interest rate swaps and credit default swap indices, or CDSI, are subject to many of the risks generally associated with investing in derivative instruments. Additionally, although swaps require no initial investment or only a small initial investment in the form of a deposit of initial margin, the amount of a potential loss on a swap could greatly exceed the initial amount invested. The use of swaps involves the risk that the investment adviser will not accurately predict anticipated changes in interest rates or other economic factors, which may result in losses to the underlying fund. If the underlying fund enters into a bilaterally negotiated swap transaction, the counterparty may fail to perform in accordance with the terms of the swap. If a counterparty defaults on its obligations under a swap, the underlying fund may lose any amount it expected to receive from the counterparty, potentially including amounts in excess of the underlying fund's initial investment. Certain swap transactions are subject to mandatory central clearing or may be eligible for voluntary central clearing. Although clearing interposes a central clearinghouse as the ultimate counterparty to each participant's swap, central clearing will not eliminate (but may decrease) counterparty risk relative to uncleared bilateral swaps. Some swaps, such as CDSI, may be dependent on both the individual credit of the underlying fund's counterparty and on the credit of one or more issuers of any underlying assets. If the underlying fund does not correctly evaluate the creditworthiness of its counterparty and, where applicable, of issuers of any underlying reference assets, the underlying fund's investment in a swap may result in losses to the underlying fund.

Investing in futures contracts – In addition to the risks generally associated with investing in derivative instruments, futures contracts are subject to the creditworthiness of the clearing organizations, exchanges and futures commission merchants with which the underlying fund transacts. Additionally, although futures require only a small initial investment in the form of a deposit of initial margin, the amount of a potential loss on a futures contract could greatly exceed the initial amount invested. While futures contracts are generally liquid instruments, under certain market conditions futures may be deemed to be illiquid. For example, the underlying fund may be temporarily prohibited from closing out its position in a futures contract if intraday price change limits or limits on trading volume imposed by the applicable futures exchange are triggered. If the underlying fund is unable to close out a position on a futures contract, the underlying fund would remain subject to the risk of adverse price movements until the underlying fund is able to close out the futures position. The ability of the underlying fund to successfully utilize futures contracts may depend in part upon the ability of the underlying fund's investment adviser to accurately forecast interest rates and other economic factors and to assess and predict the impact of such economic factors on the futures in which the underlying fund invests. If the investment adviser incorrectly forecasts economic developments or incorrectly predicts the impact of such developments on the futures in which it invests, the underlying fund could suffer losses.

Currency transactions – In addition to the risks generally associated with investing in derivative instruments, the use of forward currency contracts involves the risk that currency movements will not be accurately predicted by the investment adviser, which could result in losses to the underlying fund. While entering into forward currency contracts could minimize the risk of loss due to a decline in the value of the hedged currency, it could also limit any potential gain that may result from an increase in the value of the currency. Additionally, the adviser may use forward currency contracts to increase exposure to a certain currency or to shift exposure to currency fluctuations from one country to another. Forward currency contracts may expose the underlying fund to potential gains and losses in excess of the initial amount invested.

Portfolio turnover – The underlying fund may engage in frequent and active trading of its portfolio securities. Higher portfolio turnover may involve correspondingly greater transaction costs in the form of dealer spreads, brokerage commissions and other transaction costs on the sale of securities and on reinvestment in other securities. The sale of portfolio securities may also result in the realization of net capital gains, which are taxable when distributed to shareholders, unless the shareholder is exempt from taxation or his or her account is tax-favored. These costs and tax effects may adversely affect the underlying fund's returns to shareholders. The fund's portfolio turnover rate may vary from year to year, as well as within a year.

Exposure to country, region, industry or sector – Subject to the fund’s investment limitations, the underlying fund may have significant exposure to a particular country, region, industry or sector. Such exposure may cause the underlying fund to be more impacted by risks relating to and developments affecting the country, region, industry or sector, and thus its net asset value may be more volatile, than a fund without such levels of exposure. For example, if the underlying fund has significant exposure in a particular country, then social, economic, regulatory or other issues that negatively affect that country may have a greater impact on the underlying fund than on a fund that is more geographically diversified.

Alternative minimum tax – The fund (other than The Tax-Exempt Bond Fund of America) may invest in securities that may subject you to federal alternative minimum tax. Therefore, while the fund’s distributions from tax-exempt securities are not subject to regular federal income tax, a portion or all of the distributions may be included in determining a shareholder’s federal alternative minimum tax.

Lending of portfolio securities – Securities lending involves risks, including the risk that the loaned securities may not be returned in a timely manner or at all, which would interfere with the fund’s ability to vote proxies or settle transactions, and/or the risk of a counterparty default. Additionally, the fund may lose money from the reinvestment of collateral received on loaned securities in investments that decline in value, default or do not perform as expected.

Cybersecurity breaches – The underlying fund may be subject to operational and information security risks through breaches in cybersecurity. Cybersecurity breaches can result from deliberate attacks or unintentional events, including “ransomware” attacks, the injection of computer viruses or malicious software code, the use of vulnerabilities in code to gain unauthorized access to digital information systems, networks or devices, or external attacks such as denial-of-service attacks on the investment adviser’s or an affiliate’s website that could render the underlying fund’s network services unavailable to intended end-users. These breaches may, among other things, lead to the unauthorized release of confidential information, misuse of the underlying fund’s assets or sensitive information, the disruption of the underlying fund’s operational capacity, the inability of underlying fund shareholders to transact business, or the destruction of the underlying fund’s physical infrastructure, equipment or operating systems. These events could cause the underlying fund to violate applicable privacy and other laws and could subject the underlying fund to reputational damage, additional costs associated with corrective measures and/or financial loss. The underlying fund may also be subject to additional risks if its third-party service providers, such as the underlying fund’s investment adviser, transfer agent, custodian, administrators and other financial intermediaries, experience similar cybersecurity breaches and potential outcomes. Cybersecurity risks may also impact issuers of securities in which the underlying fund invests, which may cause the underlying fund’s investments in such issuers to lose value.

Large shareholder transactions risk – The underlying fund may experience adverse effects when shareholders purchase or redeem, individually or in the aggregate, large amounts of shares of the underlying fund. Such large shareholder redemptions may cause the underlying fund to sell portfolio securities at times when it would not otherwise do so, which may negatively impact the underlying fund’s net asset value and liquidity. Similarly, large underlying fund share purchases may adversely affect the underlying fund’s performance to the extent that the underlying fund is delayed in investing new cash and is required to maintain a larger cash position than it ordinarily would. These transactions may also accelerate the realization of taxable income to shareholders if such sales of investments resulted in gains, and may also increase transaction costs. In addition, a large redemption could result in the underlying fund’s current expenses being allocated over a smaller asset base, leading to an increase in the underlying fund’s expense ratio. These risks are heightened when the underlying fund is small.

Fund comparative indexes The investment results tables in this prospectus show how the fund’s average annual total returns compare with a broad measure of market results.

American Funds Global Growth Portfolio

The MSCI All Country World Index is a free float-adjusted market capitalization-weighted index that is designed to measure equity market results in the global developed and emerging markets, consisting of more than 40 developed and emerging market country indexes. Results reflect dividends gross of withholding taxes through December 31, 2000, and dividends net of withholding taxes thereafter. This index is unmanaged, and its results include reinvested dividends and/or distributions but do not reflect the effect of sales charges, commissions, account fees, expenses or U.S. federal income taxes. The Lipper Global Large-Cap Growth Funds Index is an equally weighted index of funds that invest at least 75% of their equity assets in companies both inside and outside of the U.S. with market capitalizations (on a three-year weighted basis) above Lipper's global large-cap floor. Global large-cap growth funds typically have above-average characteristics compared to their large-cap-specific subset of the MSCI World Index. The results of the underlying funds in the index include the reinvestment of dividends and capital gain distributions, as well as brokerage commissions paid by the funds for portfolio transactions and other fund expenses, but do not reflect the effect of sales charges, account fees or taxes.

American Funds Growth Portfolio

The S&P 500 Index is a market capitalization-weighted index based on the results of approximately 500 widely held common stocks. This index is unmanaged, and its results include reinvested dividends and/or distributions but do not reflect the effect of sales charges, commissions, account fees, expenses or U.S. federal income taxes. The MSCI All Country World ex USA Index is a free float-adjusted market capitalization-weighted index that is designed to measure equity market results in the global developed and emerging markets, excluding the United States. The index consists of more than 40 developed and emerging market country indexes. Results reflect dividends gross of withholding taxes through December 31, 2000, and dividends net of withholding taxes thereafter. This index is unmanaged, and its results include reinvested dividends and/or distributions but do not reflect the effect of sales charges, commissions, account fees, expenses or U.S. federal income taxes. The Lipper Global Multi-Cap Growth Funds Index is an equally weighted index of funds that invest in a variety of market capitalization ranges without concentrating 75% of their equity assets in any one market capitalization range over an extended period of time. Global multi-cap growth funds typically have above-average characteristics compared to the MSCI World Index. The results of the underlying funds in the index include the reinvestment of dividends and capital gain distributions, as well as brokerage commissions paid by the funds for portfolio transactions and other fund expenses, but do not reflect the effect of sales charges, account fees or taxes.

American Funds Growth and Income Portfolio

The S&P 500 Index is a market capitalization-weighted index based on the results of approximately 500 widely held common stocks. This index is unmanaged, and its results include reinvested dividends and/or distributions but do not reflect the effect of sales charges, commissions, account fees, expenses or U.S. federal income taxes. The MSCI All Country World ex USA Index is a free float-adjusted market capitalization-weighted index that is designed to measure equity market results in the global developed and emerging markets, excluding the United States. The index consists of more than 40 developed and emerging market country indexes. Results reflect dividends gross of withholding taxes through December 31, 2000, and dividends net of withholding taxes thereafter. This index is unmanaged, and its results include reinvested dividends and/or distributions but do not reflect the effect of sales charges, commissions, account fees, expenses or U.S. federal income taxes. The Bloomberg Global Aggregate Index represents the global investment-grade fixed income markets. This index is unmanaged, and its results include reinvested dividends and/or distributions but do not reflect the effect of sales charges, commissions, account fees, expenses or U.S. federal income taxes. The Lipper Mixed-Asset Target Allocation Growth Funds Index is an equally weighted index of funds that seeks to maintain a mix of between 60%-80% equity securities, with the remainder invested in bonds, cash, and cash equivalents. The results of the underlying funds in the index include the reinvestment of dividends and capital gain distributions, as well as brokerage commissions paid by the funds for portfolio transactions and other fund expenses, but do not reflect the effect of sales charges, account fees or taxes.

American Funds Moderate Growth and Income Portfolio

The S&P 500 Index is a market capitalization-weighted index based on the results of approximately 500 widely held common stocks. This index is unmanaged, and its results include reinvested dividends and/or distributions but do not reflect the effect of sales charges, commissions, account fees, expenses or U.S. federal income taxes. The MSCI All Country World ex USA Index is a free float-adjusted market capitalization-weighted index that is designed to measure equity market results in the global developed and emerging markets, excluding the United States. The index consists of more than 40 developed and emerging market country indexes. Results reflect dividends gross of withholding taxes through December 31, 2000, and dividends net of withholding taxes thereafter. This index is unmanaged, and its results include reinvested dividends and/or distributions but do not reflect the effect of sales charges, commissions, account fees, expenses or U.S. federal income taxes. The Bloomberg U.S. Aggregate Index represents the U.S. investment-grade fixed-rate bond market. This index is unmanaged, and its results include reinvested dividends and/or distributions but do not reflect the effect of sales charges, commissions, account fees, expenses or U.S. federal income taxes. The Lipper Mixed-Asset Target Allocation Growth Funds Index is an equally weighted index of funds that seeks to maintain a mix of between 60%-80% equity securities, with the remainder invested in bonds, cash, and cash equivalents. The results of the underlying funds in the index include the reinvestment of dividends and capital gain distributions, as well as brokerage commissions paid by the funds for portfolio transactions and other fund expenses, but do not reflect the effect of sales charges, account fees or taxes.

American Funds Conservative Growth and Income Portfolio

The S&P 500 Index is a market capitalization-weighted index based on the results of approximately 500 widely held common stocks. This index is unmanaged, and its results include reinvested dividends and/or distributions but do not reflect the effect of sales charges, commissions, account fees, expenses or U.S. federal income taxes. The MSCI All Country World ex USA Index is a free float-adjusted market capitalization-weighted index that is designed to measure equity market results in the global developed and emerging markets, excluding the United States. The index consists of more than 40 developed and emerging market country indexes. Results reflect dividends gross of withholding taxes through December 31, 2000, and dividends net of withholding taxes thereafter. This index is unmanaged, and its results include reinvested dividends and/or distributions but do not reflect the effect of sales charges, commissions, account fees, expenses or U.S. federal income taxes. The Bloomberg U.S. Aggregate Index represents the U.S. investment-grade fixed-rate bond market. This index is unmanaged, and its results include reinvested dividends and/or distributions but do not reflect the effect of sales charges, commissions, account fees, expenses or U.S. federal income taxes. The Lipper Mixed-Asset Target Allocation Moderate Funds Index is an equally weighted index of funds that seeks to maintain a mix of between 40%-60% equity securities, with the remainder invested in bonds, cash, and cash equivalents. The results of the underlying funds in the index include the reinvestment of dividends and capital gain distributions, as well as brokerage commissions paid by the funds for portfolio transactions and other fund expenses, but do not reflect the effect of sales charges, account fees or taxes.

American Funds Tax-Aware Conservative Growth and Income Portfolio

The S&P 500 Index is a market capitalization-weighted index based on the results of approximately 500 widely held common stocks. This index is unmanaged, and its results include reinvested dividends and/or distributions but do not reflect the effect of sales charges, commissions, account fees, expenses or U.S. federal income taxes. The MSCI All Country World ex USA Index is a free float-adjusted market capitalization-weighted index that is designed to measure equity market results in the global developed and emerging markets, excluding the United States. The index consists of more than 40 developed and emerging market country indexes. Results reflect dividends gross of withholding taxes through December 31, 2000, and dividends net of withholding taxes thereafter. This index is unmanaged, and its results include reinvested dividends and/or distributions but do not reflect the effect of sales charges, commissions, account fees, expenses or U.S. federal income taxes. The Bloomberg Municipal Bond Index is a market-value-weighted index designed to represent the long-term investment-grade tax-exempt bond market. This index is unmanaged, and its results include reinvested distributions but do not reflect the effect of sales charges, commissions, account fees, expenses or U.S. federal income taxes. The Lipper Mixed-Asset Target Allocation Moderate Funds Index is an equally weighted index of funds that seeks to maintain a mix of between 40%-60% equity securities, with the remainder invested in bonds, cash, and cash equivalents. The results of the underlying funds in the index include the reinvestment of dividends and capital gain distributions, as well as brokerage commissions paid by the funds for portfolio transactions and other fund expenses, but do not reflect the effect of sales charges, account fees or taxes.

American Funds Preservation Portfolio

The Bloomberg 1-5 Year U.S. Government/Credit A+ Index is a market-value-weighted index that tracks the total return results of fixed-rate, publicly-placed, dollar-denominated obligations issued by the U.S. Treasury, U.S. government agencies, quasi-federal corporations, corporate or foreign debt guaranteed by the U.S. government, and U.S. corporate and foreign debentures and secured notes that meet specified maturity, liquidity and quality requirements, with maturities of one to five years, including A-rated securities and above. This index is unmanaged, and its results include reinvested distributions but do not reflect the effect of sales charges, commissions, account fees, expenses or U.S. federal income taxes. The Lipper Short-Intermediate Investment Grade Debt Funds Index is an equally weighted index of funds that invest primarily in investment grade debt issues (rated in the top four grades) with dollar-weighted average maturities of one to five years. The results of the underlying funds in the index include the reinvestment of dividends and capital gain distributions, as well as brokerage commissions paid by the fund for portfolio transactions and other fund expenses, but do not reflect the effect of sales charges, account fees or U.S. federal income taxes.

American Funds Tax-Exempt Preservation Portfolio

The Bloomberg Municipal Bond 1-7 Year Blend Index is a market-value-weighted index that includes investment-grade tax-exempt bonds with maturities of one to seven years. This index is unmanaged, and its results include reinvested distributions but do not reflect the effect of sales charges, commissions, account fees, expenses or U.S. federal income taxes. The Lipper Short-Intermediate Municipal Debt Funds Index is an equally weighted index of funds that invest in municipal debt issues with dollar-weighted average maturities of one to five years. The results of the underlying funds in the index include reinvestment of dividends and capital gain distributions, as well as brokerage commissions paid by the funds for portfolio transactions and other fund expenses, but do not reflect the effect of sales charges, account fees or U.S. federal income taxes.

Fund results All fund results in this prospectus reflect the reinvestment of dividends and capital gain distributions, if any. Unless otherwise noted, fund results reflect any fee waivers and/or expense reimbursements in effect during the periods presented.

Portfolio holdings Portfolio holdings information for each fund in the series is available on our website at capitalgroup.com. A description of the funds' policies and procedures regarding disclosure of information about their portfolio holdings is available in the statement of additional information.

Information regarding the underlying funds The investment objectives and principal investment strategies of the underlying funds are summarized below and on the following pages. They should not be construed as an offer to purchase or sell the underlying funds. For additional and more current information regarding the underlying funds, investors should read the current prospectuses and statements of additional information of the underlying funds.

Each fund will invest in some, but not all, of the underlying funds listed below. Some underlying funds may not be underlying investments for any fund, while others may serve as underlying investments for multiple funds.

The fund relies on the professional judgment of the investment adviser to the fund and to the underlying funds to make decisions about the underlying fund's portfolio investments. The basic investment philosophy of the investment adviser is to seek to invest in attractively valued companies that, in its opinion, represent good, long-term investment opportunities. The investment adviser believes that an important way to accomplish this is through fundamental analysis, which may include meeting with company executives and employees, suppliers, customers and competitors. Securities may be sold when the investment adviser believes that they no longer represent relatively attractive investment opportunities.

Underlying funds - Growth funds

AMCAP Fund® The fund's investment objective is to provide you with long-term growth of capital.

The fund invests primarily in common stocks of U.S. companies that have solid long-term growth records and the potential for good future growth. The fund may invest in common stocks and other securities outside the United States to a limited extent.

EuroPacific Growth Fund® The fund's investment objective is to provide you with long-term growth of capital.

The fund invests primarily in common stocks of issuers in Europe and the Pacific Basin that the investment adviser believes have the potential for growth. Growth stocks are stocks that the investment adviser believes have the potential for above-average capital appreciation.

Normally the fund will invest at least 80% of its net assets in securities of issuers in Europe and the Pacific Basin. A country will be considered part of Europe if it is part of the MSCI European indexes, and part of the Pacific Basin if any of its borders touches the Pacific Ocean. In determining the domicile of an issuer, the fund's investment adviser will generally look to the domicile determination of a leading provider of global indexes, such as MSCI Inc. (MSCI) for equity securities and Bloomberg or J.P. Morgan for debt securities. However, the adviser in its discretion also may take into account additional factors such as where the issuer's securities are listed, where the issuer is legally organized, maintains principal corporate offices, conducts its principal operations, generates revenues and/or has credit risk exposure, and, for issuers of debt securities, the countries to which such securities are tied economically. In determining whether a security is tied economically to a particular country, the fund's investment adviser will generally look to the country determination of a leading provider of global indexes, such as Bloomberg or J.P. Morgan. Where appropriate within the adviser's discretion, the adviser may also take into account additional factors such as those described above and the source of guarantees (if any) of a particular security. The fund may invest a portion of its assets in common stocks and other securities of companies in emerging markets.

The Growth Fund of America® The fund's investment objective is to provide you with growth of capital.

The fund invests primarily in common stocks and seeks to invest in companies that appear to offer superior opportunities for growth of capital. The fund invests primarily in common stocks of large and mid-capitalization issuers. The fund may invest up to 25% of its assets outside the United States.

The New Economy Fund® The investment objective of the fund is long-term growth of capital.

The fund seeks to achieve its objective by investing in securities of companies that can benefit from innovation, exploit new technologies or provide products and services that meet the demands of an evolving global economy.

In pursuing its investment objective, the fund invests primarily in common stocks that the investment adviser believes have the potential for growth. The fund also invests in common stocks with the potential to pay dividends. However, current income is not expected to be significant, particularly in low yield environments. The fund may invest up to 50% of its assets outside the United States, including in developing countries. The fund may also invest in the stocks of smaller capitalization companies.

New Perspective Fund® The fund's investment objective is to provide you with long-term growth of capital.

The fund seeks to take advantage of investment opportunities generated by changes in international trade patterns and economic and political relationships by investing in common stocks of companies located around the world.

In pursuing its investment objective, the fund invests primarily in common stocks that the investment adviser believes have the potential for growth.

New World Fund® The fund's investment objective is long-term capital appreciation.

The fund invests primarily in common stocks of companies with significant exposure to countries with developing economies and/or markets. The securities markets of these countries may be referred to as emerging markets. The fund may invest in equity securities of any company, regardless of where it is based (including developed countries), if the fund's investment adviser determines that a significant portion of the company's assets or revenues (generally 20% or more) is attributable to developing countries.

Under normal market conditions, the fund invests at least 35% of its assets in equity and debt securities of issuers primarily based in qualified countries that have developing economies and/or markets. The fund may also, to a limited extent, invest in securities of issuers based in nonqualified developing countries.

In determining whether a country is qualified, the fund's investment adviser considers such factors as the country's per capita gross domestic product, the percentage of the country's economy that is industrialized, market capital as a percentage of gross domestic product, the overall regulatory environment, the presence of government regulation limiting or banning foreign ownership, and restrictions on repatriation of initial capital, dividends, interest and/or capital gains.

The fund may also invest in debt securities of issuers, including issuers of lower rated bonds (rated Ba1 or below and BB+ or below by Nationally Recognized Statistical Rating Organizations designated by the fund's investment adviser or unrated but determined to be of equivalent quality by the fund's investment adviser), with exposure to these countries. Bonds rated Ba1 or BB+ or below are sometimes referred to as "junk bonds."

In addition, the fund may invest in nonconvertible debt securities of issuers, including issuers of lower rated bonds and government bonds, that are primarily based in qualified countries or that have a significant portion of their assets or revenues attributable to developing countries.

SMALLCAP World Fund® The fund's investment objective is to provide you with long-term growth of capital.

Normally the fund invests at least 80% of its net assets in common stocks and other equity-type securities (such as preferred stocks, convertible preferred stocks and convertible bonds) of companies with small market capitalizations, including growth-oriented stocks. The investment adviser currently defines "small market capitalization" companies to be companies with market capitalizations of \$6.0 billion or less. The investment adviser has periodically re-evaluated and adjusted this definition and may continue to do so in the future. The fund may continue to hold securities of a portfolio company that subsequently appreciates above the small market capitalization threshold. Because of this, the fund may have less than 80% of its net assets in small market capitalization stocks at any given time. Under normal circumstances, the fund will invest a significant portion of its assets outside the United States, including in emerging markets.

Underlying funds - Growth-and-income funds

American Mutual Fund® The fund strives for the balanced accomplishment of three objectives: current income, growth of capital and conservation of principal.

The fund seeks to invest primarily in common stocks of companies that are likely to participate in the growth of the American economy and whose dividends appear to be sustainable. The fund invests primarily in the United States and Canada.

The fund's equity investments are limited to securities of companies that are included on its eligible list. Securities are added to, or deleted from, the eligible list based upon a number of factors, such as the fund's investment objectives and policies, whether a company is deemed to be an established company of sufficient quality and a company's dividend payment prospects. Although the fund focuses on investments in medium to larger capitalization companies, the fund's investments are not limited to a particular capitalization size.

The fund may also invest in bonds and other debt securities, including those issued by the U.S. government and by federal agencies and instrumentalities. Debt securities purchased by the fund are rated investment grade or better or determined by the fund's investment adviser to be of equivalent quality.

Capital Group Dividend Value ETF The fund's investment objectives are to produce income exceeding the average yield on U.S. stocks generally and to provide an opportunity for growth of principal consistent with sound common stock investing.

Normally, the fund invests at least 80% of its assets in dividend-paying common stocks of larger, more established companies domiciled in the United States with market capitalizations greater than \$4.0 billion. In seeking to produce a level of current income that exceeds the average yield on U.S. stocks, the fund generally looks to the average yield on stocks of companies listed on the S&P 500 Index. The fund also ordinarily invests at least 90% of its equity assets in the stock of companies whose debt securities are rated at least investment grade by Nationally Recognized Statistical Rating Organizations designated by the fund's investment adviser or unrated but determined to be of equivalent quality by the fund's investment adviser. The fund may invest up to 10% of its assets in equity securities of larger companies domiciled outside the United States. The fund invests, under normal market conditions, at least 90% of its assets in equity securities. The fund is designed for investors seeking both income and capital appreciation.

Capital World Growth and Income Fund® The fund's investment objective is to provide you with long-term growth of capital while providing current income.

The fund invests primarily in common stocks of well-established companies located around the world, many of which have the potential to pay dividends. The fund invests, on a global basis, in common stocks that are denominated in U.S. dollars or other currencies. Under normal market circumstances the fund will invest a significant portion of its assets in a number of countries outside the United States, including in developing countries.

The fund is designed for investors seeking both capital appreciation and income. In pursuing its objective, the fund tends to invest in stocks that the investment adviser believes to be relatively resilient to market declines.

Fundamental Investors® The fund's investment objective is to achieve long-term growth of capital and income.

The fund seeks to invest primarily in common stocks of companies that appear to offer superior opportunities for capital growth and most of which have a history of paying dividends. In addition, the fund may invest significantly outside the United States.

International Growth and Income Fund The fund's investment objective is to provide you with long-term growth of capital while providing current income.

The fund invests primarily in stocks of larger, well-established companies domiciled outside the United States, including in emerging markets and developing countries, that the investment adviser believes have the potential for growth and/or to pay dividends. The fund currently intends to invest at least 90% of its assets in issuers whose securities are listed primarily on exchanges outside the United States, cash, cash equivalents (including shares of money market or similar funds managed by the investment adviser or its affiliates) and securities held as collateral issued by U.S. issuers. The fund therefore expects to be invested in numerous countries outside the United States.

The fund is designed for investors seeking both capital appreciation and income. In pursuing its objective, the fund focuses on stocks of companies with strong earnings that pay dividends.

The Investment Company of America® The fund's investment objectives are to achieve long-term growth of capital and income.

The fund invests primarily in common stocks, most of which have a history of paying dividends. The fund's equity investments are generally limited to securities of companies that are included on its eligible list. Securities are added to, or deleted from, the eligible list based upon a number of factors, such as the fund's investment objectives and policies, whether a company is deemed to be an established company of sufficient quality and a company's dividend payment prospects. Although the fund focuses on investments in medium to larger capitalization companies, the fund's investments are not limited to a particular capitalization size. In the selection of common stocks and other securities for investment, potential for capital appreciation and future dividends are given more weight than current yield.

The fund may invest up to 15% of its assets, at the time of purchase, outside the United States.

Washington Mutual Investors Fund The fund's investment objective is to produce income and to provide an opportunity for growth of principal consistent with sound common stock investing.

The fund invests primarily in common stocks of established companies that are listed on, or meet the financial listing requirements of, the New York Stock Exchange and have a strong record of earnings and dividends. The fund strives to accomplish its objective through fundamental research, careful selection and broad diversification. In the selection of common stocks and other securities for investment, current and potential income as well as the potential for long-term capital appreciation are considered. The fund seeks to provide an above-average yield in its quarterly income distribution in relation to the S&P 500 Index (a broad, unmanaged index). The fund strives to maintain a fully invested, diversified portfolio, consisting primarily of high-quality common stocks.

The fund has Investment Standards originally based upon criteria established by the United States District Court for the District of Columbia for determining eligibility under the Court's Legal List procedure, which was in effect for many years. The fund has an "Eligible List" – based on the Investment Standards – of investments considered appropriate for a prudent investor seeking opportunities for income and growth of principal consistent with common stock investing. The investment adviser generates and maintains the Eligible List in compliance with the fund's Investment Standards and selects the fund's investments exclusively from the issuers on the Eligible List.

Underlying funds - Equity-income funds

Capital Income Builder® The fund has two primary investment objectives. It seeks (1) to provide a level of current income that exceeds the average yield on U.S. stocks generally and (2) to provide a growing stream of income over the years. The fund's secondary objective is to provide growth of capital.

The fund normally invests at least 90% of its assets in income-producing securities (with at least 50% of its assets in common stocks and other equity securities). The fund invests primarily in a broad range of income-producing securities, including common stocks and bonds. In seeking to provide a level of current income that exceeds the average yield on U.S. stocks, the fund generally looks to the average yield on stocks of companies listed on the S&P 500 Index. The fund may also invest significantly in common stocks, bonds and other securities outside the United States.

The Income Fund of America® The fund's investment objectives are to provide you with current income while secondarily striving for capital growth.

Normally the fund invests primarily in income-producing securities. These include equity securities, such as dividend-paying common stocks, and debt securities, such as interest-paying bonds.

Generally at least 60% of the fund's assets will be invested in common stocks and other equity-type securities. However, the composition of the fund's investments in equity, debt and cash or money market instruments may vary substantially depending on various factors, including market conditions. The fund may also invest up to 30% of its assets in common stocks and other equity-type securities of issuers domiciled outside the United States, including issuers in developing countries. In addition, the fund may invest up to 20% of its assets in lower quality, higher yielding nonconvertible debt securities (rated Ba1 and BB+ or below by Nationally Recognized Statistical Rating Organizations designated by the fund's investment adviser or unrated but determined to be of equivalent quality by the fund's investment adviser); such securities are sometimes referred to as "junk bonds." The fund may also invest up to 10% of its assets in debt securities tied economically to countries outside the United States; however, these securities must be denominated in U.S. dollars.

Underlying funds - Balanced funds

American Balanced Fund® The investment objectives of the fund are: (1) conservation of capital, (2) current income and (3) long-term growth of capital and income.

The fund uses a balanced approach to invest in a broad range of securities, including common stocks and investment-grade bonds (rated Baa3 or better or BBB- or better by Nationally Recognized Statistical Rating Organizations designated by the fund's investment adviser or unrated but determined to be of equivalent quality). The fund also invests in securities issued and guaranteed by the U.S. government and by federal agencies and instrumentalities. In addition, the fund may invest a portion of its assets in common stocks, most of which have a history of paying dividends, bonds and other securities outside the United States.

Normally the fund will maintain at least 50% of the value of its assets in common stocks and at least 25% of the value of its assets in debt securities, including money market securities. Although the fund focuses on investments in medium to larger capitalization companies, the fund's investments are not limited to a particular capitalization size.

American Funds® Global Balanced Fund This fund seeks the balanced accomplishment of three objectives: long-term growth of capital, conservation of principal and current income.

As a balanced fund with global scope, the fund seeks to invest in equity and debt securities around the world that offer the opportunity for growth and/or provide dividend income, while also constructing the portfolio to protect principal and limit volatility.

Normally the fund will maintain at least 45% of the value of its assets in common stocks and other equity investments. Although the fund's equity investments focus on medium to larger capitalization companies, the fund's investments are not limited to a particular capitalization size.

Normally the fund will invest at least 25% of the value of its assets in bonds and other debt securities (including money market instruments). These will consist of investment-grade securities (rated Baa3 or better or BBB- or better by Nationally Recognized Statistical Rating Organizations designated by the fund's investment adviser or unrated but determined to be of equivalent quality by the fund's investment adviser).

The fund will allocate its assets among various countries, including the United States (but in no fewer than three countries). Under normal market conditions, the fund will invest at least 40% of its net assets outside the United States, unless market conditions are not deemed favorable by the fund's investment adviser, in which case the fund would invest at least 30% of its net assets outside the United States.

The fund's ability to invest outside the United States includes investing in emerging markets.

The fund may invest in bonds and other debt securities, including securities issued and guaranteed by the U.S. government, securities issued by federal agencies and instrumentalities and securities backed by mortgages or other assets. The fund may also invest in securities of governments, agencies, corporations and other entities outside the United States. These investments will typically be denominated in currencies other than U.S. dollars.

Underlying funds - Fixed-income funds

American Funds Inflation Linked Bond Fund® The fund's investment objective is to provide inflation protection and income consistent with investment in inflation-linked securities.

The fund seeks to provide inflation protection and income by investing primarily in inflation-linked securities. Normally, at least 80% of the fund's assets will be invested in inflation-linked bonds issued by U.S. and non-U.S. governments, their agencies or instrumentalities, and corporations. Inflation-linked bonds are structured to protect against inflation by linking the bond's principal and interest payments to an inflation index so that principal and interest adjust to reflect changes in the index. For example, U.S. Treasury Inflation-Protected Securities (TIPS) are linked to the Consumer Price Index for Urban Consumers (CPURNSA). Other sovereign governments and corporations also issue inflation-linked securities that are tied to their own local consumer price index or the CPURNSA.

The fund will invest at least 80% of its assets in securities guaranteed or sponsored by the U.S. government without regard to the quality rating assigned to the U.S. government by a Nationally Recognized Statistical Rating Organization (NRSRO). To the extent the fund invests in other debt securities, the fund will invest in debt securities with quality ratings of Baa3 or better or BBB- or better by NRSROs designated by the fund's investment adviser or in debt securities that are unrated but determined to be of equivalent quality by the fund's investment adviser. The fund may invest in debt securities with a wide range of maturities.

The fund may also invest in forward currency contracts, futures contracts and swaps, which are types of derivatives. A derivative is a financial contract, the value of which is based on the value of an underlying financial asset (such as a stock, bond or currency), a reference rate or a market index.

American Funds Mortgage Fund® The fund's investment objective is to provide current income and preservation of capital.

Normally at least 80% of the fund's assets are invested in mortgage-related securities, including securities collateralized by mortgage loans and contracts for future delivery of such securities (such as to be announced contracts and mortgage dollar rolls). The fund invests primarily in mortgage-related securities that are sponsored or guaranteed by the U.S. government, such as securities issued by government-sponsored entities that are not backed by the full faith and credit of the U.S. government, and nongovernment mortgage-related securities that are rated in the Aaa or AAA rating category (by Nationally Recognized Statistical Rating Organizations designated by the fund's investment adviser) or unrated but determined to be of equivalent quality by the fund's investment adviser. The fund may also invest in debt issued by federal agencies. In the case of to be announced contracts, each contract for future delivery is normally of short duration.

The fund may also invest in futures contracts and swaps, which are types of derivatives. A derivative is a financial contract, the value of which is based on the value of an underlying financial asset (such as a stock, bond or currency), a reference rate or a market index.

American Funds® Multi-Sector Income Fund The fund's investment objective is to provide a high level of current income. Its secondary investment objective is capital appreciation.

The fund invests primarily in bonds and other debt instruments, which may be represented by derivatives. In seeking to achieve a high level of current income, the fund invests in a broad range of debt securities across the credit spectrum. Normally, the fund will invest its assets across four primary sectors: high-yield corporate debt, investment grade corporate debt, debt instruments of emerging market issuers and securitized debt. The proportion of securities held by the fund within each of these credit sectors will vary with market conditions and the investment adviser's assessment of their relative attractiveness as investment opportunities. The fund may opportunistically invest in other sectors, including U.S. government debt, municipal debt and non-corporate credit, in response to market conditions. The fund will normally seek to limit its foreign currency exposure.

The fund may invest substantially in securities rated Ba1 or below and BB+ or below by Nationally Recognized Statistical Ratings Organizations designated by the fund's investment adviser, or in securities that are unrated but determined to be of equivalent quality by the fund's investment adviser. Such securities are sometimes referred to as "junk bonds." The fund may also invest a significant portion of its assets in securities tied economically to countries outside the United States.

The fund may invest in futures contracts and swaps, which are types of derivatives. A derivative is a financial contract, the value of which is based on the value of an underlying financial asset (such as a stock, bond or currency), a reference rate or a market index.

American Funds® Strategic Bond Fund The fund's investment objective is to provide maximum total return consistent with preservation of capital.

The fund will invest at least 80% of its assets in bonds and other debt securities, which may be represented by derivatives. The fund may invest in a broad range of debt securities, including corporate bonds and debt and mortgage-backed securities issued by government-sponsored entities and federal agencies and instrumentalities that are not backed by the full faith and credit of the U.S. government.

The fund may invest in inflation-linked bonds issued by U.S. and non-U.S. governments, their agencies or instrumentalities, and corporations. Inflation-linked bonds are structured to protect against inflation by linking the bond's principal and interest payments to an inflation index, such as the Consumer Price Index for Urban Consumers, so that principal and interest adjust to reflect changes in the index.

The fund may invest in forward currency contracts, futures contracts and swaps, which are types of derivatives. A derivative is a financial contract, the value of which is based on the value of an underlying financial asset (such as a stock, bond or currency), a reference rate or a market index.

The fund will invest no more than 35% of its assets in securities rated Ba1 or below and BB+ or below by Nationally Recognized Statistical Ratings Organizations designated by the fund's investment adviser, or in securities that are unrated but determined to be of equivalent quality by the fund's investment adviser. Such securities are sometimes referred to as "junk bonds." The fund may invest up to 35% of its assets in securities denominated in currencies other than the U.S. dollar and up to 35% of its assets in securities of emerging market issuers.

The fund may engage in active and frequent trading of portfolio securities to achieve its primary investment strategies.

American High-Income Trust® The fund's primary investment objective is to provide you with a high level of current income. Its secondary investment objective is capital appreciation.

The fund invests primarily in higher yielding and generally lower quality debt securities (rated Ba1 / BB+ or below by Nationally Recognized Statistical Rating Organizations or unrated but determined by the fund's investment adviser to be of equivalent quality), including corporate loan obligations. Such securities are sometimes referred to as "junk bonds." The fund may also invest a portion of its assets in securities tied economically to countries outside the United States.

The fund may also invest in futures contracts and swaps, which are types of derivatives. A derivative is a financial contract, the value of which is based on the value of an underlying financial asset (such as a stock, bond or currency), a reference rate or a market index.

The fund is designed for investors seeking a high level of current income and who are able to tolerate greater credit risk and price fluctuations than those that exist in funds investing in higher quality debt securities.

The Bond Fund of America® The fund's investment objective is to provide as high a level of current income as is consistent with the preservation of capital.

The fund seeks to maximize your level of current income and preserve your capital by investing primarily in bonds. Normally the fund invests at least 80% of its assets in bonds and other debt securities, which may be represented by derivatives. The fund invests at least 60% of its assets in debt securities (excluding derivatives) rated A3 or better or A- or better by Nationally Recognized Statistical Ratings Organizations designated by the fund's investment adviser, or in debt securities that are unrated but determined to be of equivalent quality by the fund's investment adviser, and in U.S. government securities, money market instruments, cash or cash equivalents.

The fund may invest in debt securities and mortgage-backed securities issued by government-sponsored entities and federal agencies and instrumentalities that are not backed by the full faith and credit of the U.S. government.

The fund may invest in inflation-linked bonds issued by U.S. and non-U.S. governments, their agencies or instrumentalities, and corporations. Inflation-linked bonds are structured to protect against inflation by linking the bond's principal and interest payments to an inflation index, such as the Consumer Price Index for Urban Consumers, so that principal and interest adjust to reflect changes in the index.

The fund may invest in futures contracts and swaps, which are types of derivatives. A derivative is a financial contract, the value of which is based on the value of an underlying financial asset (such as a stock, bond or currency), a reference rate or a market index.

The fund may invest up to 10% of its assets in debt securities rated Ba1 or below and BB+ or below by Nationally Recognized Statistical Ratings Organizations designated by the fund's investment adviser, or in debt securities that are unrated but determined to be of equivalent quality by the fund's investment adviser. Securities rated Ba1 or below and BB+ or below are sometimes referred to as "junk bonds."

Capital World Bond Fund® The fund's investment objective is to provide you, over the long term, with a high level of total return consistent with prudent investment management. Total return comprises the income generated by the fund and the changes in the market value of the fund's investments.

Under normal market circumstances, the fund invests at least 80% of its assets in bonds and other debt securities, which may be represented by derivatives. The fund invests primarily in debt securities, including asset-backed and mortgage-backed securities and securities of governmental, supranational and corporate issuers denominated in various currencies, including U.S. dollars. The fund will invest substantially in securities tied economically to a number of countries outside the United States, and such investments may include securities tied economically to developing countries. Normally, the fund invests substantially in investment-grade bonds (rated Baa3 or better or BBB- or better by Nationally Recognized Statistical Rating Organizations designated by the fund's investment adviser or unrated but determined to be of equivalent quality by the fund's investment adviser). The fund may also invest up to 25% of its assets in lower quality, higher yielding debt securities (rated Ba1 or below and BB+ or below by Nationally Recognized Statistical Rating Organizations designated by the fund's investment adviser or unrated but determined to be of equivalent quality by the fund's investment adviser). Such securities are sometimes referred to as "junk bonds." The total return of the fund will be the result of interest income, changes in the market value of the fund's investments and changes in the values of other currencies relative to the U.S. dollar.

The fund may invest in forward currency contracts, futures contracts and swaps, which are types of derivatives. A derivative is a financial contract, the value of which is based on the value of an underlying financial asset (such as a stock, bond or currency), a reference rate or a market index.

Intermediate Bond Fund of America® The fund's investment objective is to provide you with current income consistent with the maturity and quality standards described in its prospectus and preservation of capital.

The fund will invest at least 80% of its assets in bonds (bonds include any debt instrument and money market instrument) which may be represented by derivatives. The fund maintains a portfolio of bonds, other debt securities and money market instruments having a dollar-weighted average effective maturity of no less than three years and no greater than five years under normal market conditions. The fund invests primarily in bonds and other debt securities with quality ratings of A- or better or A3 or better (by a Nationally Recognized Statistical Rating Organization designated by the fund's investment adviser) or unrated but determined to be of equivalent quality by the fund's investment adviser. The fund may invest up to 10% of its assets in bonds and other debt securities rated in the BBB or Baa rating category (by a Nationally Recognized Statistical Rating Organization designated by the fund's investment adviser) or unrated but determined to be of equivalent quality by the fund's investment adviser.

The fund primarily invests in debt securities denominated in U.S. dollars. These include securities issued and guaranteed by the U.S. government, debt securities and mortgage-backed securities issued by government-sponsored entities and federal agencies, and instrumentalities that are not backed by the full faith and credit of the U.S. government. In addition, the fund may invest in mortgage-backed securities issued by private issuers and asset-backed securities (securities backed by assets such as auto loans, credit card receivables or other providers of credit).

The fund may invest in inflation-linked bonds issued by U.S. and non-U.S. governments, their agencies or instrumentalities, and corporations. Inflation-linked bonds are structured to protect against inflation by linking the bond's principal and interest payments to an inflation index, such as the Consumer Price Index for Urban Consumers, so that principal and interest adjust to reflect changes in the index.

The fund may also invest in futures contracts and swaps, which are types of derivatives. A derivative is a financial contract, the value of which is based on the value of an underlying financial asset (such as a stock, bond or currency), a reference rate or a market index.

Short-Term Bond Fund of America® The fund's investment objective is to provide you with current income, consistent with the maturity and quality standards described in its prospectus, and preservation of capital.

The fund will invest at least 80% of its assets in bonds (bonds include any debt instrument and cash equivalents, and may be represented by derivatives). The fund maintains a portfolio of bonds, other debt securities and money market instruments having a dollar-weighted average effective maturity no greater than three years and consisting primarily of debt securities rated AA- or Aa3 or better by Nationally Recognized Statistical Rating Organizations designated by the fund's investment adviser or unrated but determined to be of equivalent quality by the fund's investment adviser. The fund may invest up to 10% of its assets in debt securities in the A rating category or in unrated securities determined by the fund's investment adviser to be of equivalent quality.

The fund primarily invests in debt securities denominated in U.S. dollars, including securities issued and guaranteed by the U.S. government, securities of corporate issuers, mortgage-backed securities and debt securities and mortgage-backed securities issued by government sponsored entities and federal agencies and instrumentalities that are not backed by the full faith and credit of the U.S. government. In addition, the fund may invest in asset-backed securities (securities backed by assets such as auto loans, credit card receivables or other providers of credit).

The fund may invest in inflation-linked bonds issued by U.S. and non-U.S. governments, their agencies or instrumentalities, and corporations. Inflation-linked bonds are structured to protect against inflation by linking the bond's principal and interest payments to an inflation index, such as the Consumer Price Index for Urban Consumers, so that principal and interest adjust to reflect changes in the index.

The fund may also invest in futures contracts and swaps, which are types of derivatives. A derivative is a financial contract, the value of which is based on the value of an underlying financial asset (such as a stock, bond or currency), a reference rate or a market index.

U.S. Government Securities Fund® The fund's investment objective is to provide a high level of current income consistent with prudent investment risk and preservation of capital.

Normally at least 80% of the fund's assets will be invested in securities that are guaranteed or sponsored by the U.S. government, its agencies and instrumentalities, including bonds and other debt securities denominated in U.S. dollars, which may be represented by derivatives. The fund may also invest in mortgage-backed securities issued by federal agencies and instrumentalities that are not backed by the full faith and credit of the U.S. government.

The fund may invest in inflation-linked bonds issued by U.S. and non-U.S. governments, their agencies or instrumentalities, and corporations. Inflation-linked bonds are structured to protect against inflation by linking the bond's principal and interest payments to an inflation index, such as the Consumer Price Index for Urban Consumers, so that principal and interest adjust to reflect changes in the index.

The fund may invest in futures contracts and swaps, which are types of derivatives. A derivative is a financial contract, the value of which is based on the value of an underlying financial asset (such as a stock, bond or currency), a reference rate or a market index.

Underlying funds - Tax-exempt bond funds

American High-Income Municipal Bond Fund® The fund's investment objective is to provide you with a high level of current income exempt from regular federal income tax.

In seeking to achieve its objective, the fund may accept risks to capital value deemed prudent by the fund's investment adviser to take advantage of opportunities for higher current income on municipal bonds. Municipal bonds are debt obligations that pay interest that is exempt from federal taxation, with payments made from a wide variety of sources, including governmental revenue streams and private enterprises.

Under normal circumstances, the fund will invest at least 80% of its assets in, or derive at least 80% of its income from, securities that are exempt from regular federal income tax. The fund may invest, without limitation, in "private activity bonds" whose interest is generally subject to the federal alternative minimum tax. The fund invests at least 50% of its portfolio in debt securities rated BBB+ or below or Baa1 or below by Nationally Recognized Statistical Rating Organizations designated by the fund's investment adviser, or unrated but determined by the fund's investment adviser to be of equivalent quality. Securities rated BB+ or below and Ba1 or below are sometimes referred to as "junk bonds."

Limited Term Tax-Exempt Bond Fund of America® The fund's investment objective is to provide you with current income exempt from regular federal income tax, consistent with the maturity and quality standards described in its prospectus, and to preserve capital.

Under normal circumstances, the fund will invest at least 80% of its assets in, or derive at least 80% of its income from, securities that are exempt from regular federal income tax and that do not subject you to federal alternative minimum tax. The fund may also invest up to 20% of its assets in "private activity bonds" whose interest is generally subject to the federal alternative minimum tax.

The fund invests primarily in debt securities rated A- or better or A3 or better by Nationally Recognized Statistical Rating Organizations designated by the fund's investment adviser, or unrated but determined by the fund's investment adviser to be of equivalent quality. The fund may also invest in debt securities rated BBB and Baa by Nationally Recognized Statistical Rating Organizations designated by the fund's investment adviser, or unrated but determined by the fund's investment adviser to be of equivalent quality. The dollar-weighted average effective maturity of the fund's portfolio is between one and 10 years. In calculating the effective maturity or average life of a particular debt security, a put, call, sinking fund or other feature will be considered to the extent it results in a security whose market characteristics indicate an effective maturity or average life that is shorter than its nominal or stated maturity. The investment adviser will consider the impact on effective maturity of potential changes in the financial condition of issuers and in market interest rates in making investment selections for the fund.

American Funds Short-Term Tax-Exempt Bond Fund® The fund's investment objective is to provide you with current income exempt from regular federal income tax, consistent with the maturity and quality standards described in this prospectus, and to preserve capital.

Under normal circumstances, the fund will invest at least 80% of its assets in, or derive at least 80% of its income from, securities that are exempt from regular federal income tax and that do not subject you to federal alternative minimum tax. The fund may also invest up to 20% of its assets in "private activity bonds" whose interest is generally subject to the federal alternative minimum tax. The fund invests primarily in debt securities rated AA- or better or Aa3 or better by Nationally Recognized Statistical Rating Organizations designated by the fund's investment adviser, or unrated but determined by the fund's investment adviser to be of equivalent quality. The fund may also invest in debt securities rated A- or better or A3 or better by Nationally Recognized Statistical Rating Organizations designated by the fund's investment adviser, or unrated but determined by the fund's investment adviser to be of equivalent quality. The fund's aggregate portfolio will have a dollar-weighted average effective maturity no greater than three years.

Tax-Exempt Bond Fund of America® The fund's investment objective is to provide you with a high level of current income exempt from federal income tax, consistent with the preservation of capital.

Under normal circumstances, the fund will invest at least 80% of its assets in, or derive at least 80% of its income from, securities that are exempt from regular federal income tax. The fund will not invest in "private activity bonds" whose interest is generally subject to the federal alternative minimum tax. The fund invests at least 65% in debt securities rated A- or better or A3 or better by Nationally Recognized Statistical Rating Organizations designated by the fund's investment adviser, or unrated but determined by the fund's investment adviser to be of equivalent quality. The fund may also invest in debt securities rated BBB+ or below and Baa1 or below (including those rated BB+ or below and Ba1 or below) by Nationally Recognized Statistical Rating Organizations designated by the fund's investment adviser, or unrated but determined by the fund's investment adviser to be of equivalent quality. Securities rated BB+ or below and Ba1 or below are sometimes referred to as "junk bonds."

Management and organization

Investment adviser Capital Research and Management Company, an experienced investment management organization founded in 1931, serves as the investment adviser to the funds and other funds, including the underlying American Funds and Capital Group ETFs. Capital Research and Management Company is a wholly owned subsidiary of The Capital Group Companies, Inc. and is located at 333 South Hope Street, Los Angeles, California 90071. Capital Research and Management Company manages the investment portfolio and business affairs of the funds. Effective January 1, 2016, the investment adviser eliminated the management fee payable by each fund to it. Accordingly, as reflected in the "Annual fund operating expenses" table for each fund under "Fees and expenses of the fund," no management fees are paid by each fund to the investment adviser. Please see the statement of additional information for further details. A discussion regarding the basis for approval of the series' Investment Advisory and Service Agreement by the series' board of trustees is contained in the series' semi-annual report to shareholders for the fiscal period ended April 30, 2023.

Capital Research and Management Company manages equity assets through three equity investment divisions and fixed income assets through its fixed income investment division, Capital Fixed Income Investors. The three equity investment divisions – Capital International Investors, Capital Research Global Investors and Capital World Investors – make investment decisions independently of one another.

The equity investment divisions may, in the future, be incorporated as wholly owned subsidiaries of Capital Research and Management Company. In that event, Capital Research and Management Company would continue to be the investment adviser, and day-to-day investment management of equity assets would continue to be carried out through one or more of these subsidiaries. Although not currently contemplated, Capital Research and Management Company could incorporate its fixed income investment division in the future and engage it to provide day-to-day investment management of fixed income assets. Capital Research and Management Company and each of the funds it advises have received an exemptive order from the U.S. Securities and Exchange Commission that allows Capital Research and Management Company to use, upon approval of the fund's board, its management subsidiaries and affiliates to provide day-to-day investment management services to the fund, including making changes to the management subsidiaries and affiliates providing such services. There is no assurance that Capital Research and Management Company will incorporate its investment divisions or exercise any authority granted to it under the exemptive order.

The Capital System™ for the underlying funds Capital Research and Management Company uses a system of multiple portfolio managers in managing mutual fund assets for the underlying funds. Under this approach, the portfolio of each underlying fund is divided into segments managed by individual managers. In addition, Capital Research and Management Company's investment analysts may make investment decisions with respect to a portion of an underlying fund's portfolio. Investment decisions are subject to the underlying fund's objective(s), policies and restrictions and the oversight of the appropriate investment-related committees of Capital Research and Management Company and its investment divisions.

Certain senior members of Capital Fixed Income Investors, the investment adviser's fixed income investment division, serve on the Portfolio Strategy Group. The group utilizes a research-driven process with input from the investment adviser's analysts, portfolio managers and economists to define investment themes on a range of macroeconomic factors, including duration, yield curve and sector allocation. Where applicable, the investment decisions made by an underlying fund's fixed income portfolio managers are informed by the investment themes discussed by the group.

Portfolio management for the series Capital Research and Management Company is the investment adviser to the series. For each fund in the series, the Portfolio Solutions Committee develops the allocation approach and selects the underlying funds in which each fund invests.

The table below shows the investment industry experience and role in management for each of the series' investment professionals.

Investment professional	Investment industry experience	Experience in this series	Role in management of the series
Alan N. Berro	38 years in total; 33 years with Capital Research and Management Company or affiliate	12 years	Serves as a member of the Portfolio Solutions Committee
Michelle J. Black	29 years in total; 22 years with Capital Research and Management Company or affiliate	4 years	Serves as a member of the Portfolio Solutions Committee
Brittain Ezzes	26 years in total; 2 years with Capital Research and Management Company or affiliate	Less than 1 year	Serves as a member of the Portfolio Solutions Committee
Samir Mathur	31 years in total; 11 years with Capital Research and Management Company or affiliate	4 years	Serves as a member of the Portfolio Solutions Committee
Wesley K. Phoa	30 years in total; 25 years with Capital Research and Management Company or affiliate	12 years	Serves as a member of the Portfolio Solutions Committee
John R. Queen	34 years in total; 22 years with Capital Research and Management Company or affiliate	4 years	Serves as a member of the Portfolio Solutions Committee
Andrew B. Suzman	30 years, all with Capital Research and Management Company or affiliate	12 years	Serves as a member of the Portfolio Solutions Committee

Information regarding the investment professionals' compensation, their ownership of securities in the series and other accounts they manage is in the statement of additional information.

Certain privileges and/or services described on the following pages of this prospectus and in the statement of additional information may not be available to you, depending on your investment dealer or retirement plan recordkeeper. Please see your financial professional or retirement plan recordkeeper for more information.

[Shareholder information](#)

Shareholder services American Funds Service Company, the fund's transfer agent, offers a wide range of services that you can use to alter your investment program should your needs or circumstances change. These services may be terminated or modified at any time upon 60 days' prior written notice.

American Funds Service Company service areas

Call toll-free from anywhere in the United States (800) 421-4225 (8 a.m. to 7 p.m. ET).
Fax: (888) 421-4351
Visit our website at capitalgroup.com to access your account online.

- Indiana Service Center**
American Funds Service Co.
P.O. Box 6007
Indianapolis, IN 46206-6007

- Virginia Service Center**
American Funds Service Co.
P.O. Box 2280
Norfolk, VA 23501-2280



A more detailed description of policies and services is included in the series' statement of additional information and the owner's guide sent to new American Funds shareholders entitled *Welcome*. Class 529 and Class ABLE shareholders should also refer to the applicable program description for information on policies and services relating specifically to their account(s). These documents are available by writing to or calling American Funds Service Company.

Unless otherwise noted or unless the context requires otherwise, references on the following pages to (i) Class A shares also refer to Class 529-A and Class ABLE-A shares, (ii) Class C, T or F shares also refer to the corresponding Class 529-C, 529-T, 529-F or ABLE-F shares, as applicable, (iii) Class F shares refer to Class F-1, F-2 and F-3 shares and (iv) Class R shares refer to Class R-1, R-2, R-2E, R-3, R-4, R-5E, R-5 and R-6 shares.

Purchase, exchange and sale of shares The series' transfer agent, on behalf of the series and American Funds Distributors®, the series' distributor, is required by law to obtain certain personal information from you or any other person(s) acting on your behalf in order to verify your or such person's identity. If you do not provide the information, the transfer agent may not be able to open your account. If the transfer agent is unable to verify your identity or that of any other person(s) authorized to act on your behalf, or believes it has identified potentially criminal activity, the series and American Funds Distributors reserve the right to close your account or take such other action they deem reasonable or required by law.

When purchasing shares, you should designate the fund or funds in which you wish to invest. Subject to the exception below, if no fund is designated, your money will be held uninvested (without liability to the transfer agent for loss of income or appreciation pending receipt of proper instructions) until investment instructions are received, but for no more than three business days. Your investment will be made at the net asset value (plus any applicable sales charge, in the case of Class A or Class T shares) next determined after investment instructions are received and accepted by the transfer agent. If investment instructions are not received, your money will be invested in Class A shares (or, if you are investing through a financial intermediary who offers only Class T shares, in Class T shares) of American Funds® U.S. Government Money Market Fund on the third business day after receipt of your investment.

If the amount of your cash investment is \$10,000 or less, no fund is designated, and you made a cash investment (excluding exchanges) within the last 16 months, your money will be invested in the same proportion and in the same fund or funds and in the same class of shares in which your last cash investment was made. If you only have one open fund, the money will be invested into such fund on the day received if the investment is otherwise in good order.

Different procedures may apply to certain employer-sponsored arrangements, including, but not limited to, SEPs and SIMPLE IRAs.

Valuing shares The net asset value of each share class of each fund in the series is calculated based upon the net asset values of the underlying funds in which each fund invests. The prospectuses for the underlying funds explain the circumstances under which the underlying funds will use fair value pricing and the effects of using fair value pricing. The net asset value of each share class of the fund is the value of a single share of that class. The net asset value per share is calculated once daily as of the close of regular trading on the New York Stock Exchange, normally 4 p.m. New York time, each day the New York Stock Exchange is open. If the New York Stock Exchange makes a scheduled (e.g., the day after Thanksgiving) or an unscheduled close prior to 4 p.m. New York time, the net asset value of the fund will be determined at approximately the time the New York Stock Exchange closes on that day. If on such a day market quotations and prices from third-party pricing services are not based as of the time of the early close of the New York Stock Exchange but are as of a later time (up to approximately 4 p.m. New York time), for example because the market remains open after the close of the New York Stock Exchange, those later market quotations and prices will be used in determining the fund's net asset value.

Equity securities are valued primarily on the basis of market quotations, and debt securities are valued primarily on the basis of prices from third-party pricing services due to the lack of market quotations. Futures contracts are valued primarily on the basis of settlement prices. The underlying fund's portfolio investments are valued in accordance with procedures for making fair value determinations if market quotations are not readily available, including procedures to determine the representativeness of third-party vendor prices, or in the event market quotations or third-party vendor prices are not considered reliable. For example, if events occur between the close of markets outside the United States and the close of regular trading on the New York Stock Exchange that, in the opinion of the investment adviser, materially affect the value of any of the underlying fund's equity securities that trade principally in those international markets, those securities will be valued in accordance with fair value procedures. Similarly, fair value procedures will be employed if an issuer defaults on its debt securities and there is no market for its securities. Use of these procedures is intended to result in more appropriate net asset values and, where applicable, to reduce potential arbitrage opportunities otherwise available to short-term investors.

Because the underlying funds may hold securities that are listed primarily on foreign exchanges that trade on weekends or days when the fund does not price its shares, the values of securities held in the fund may change on days when you will not be able to purchase or redeem fund shares.

Your shares will be purchased at the net asset value (plus any applicable sales charge, in the case of Class A or Class T shares) or sold at the net asset value next determined after American Funds Service Company receives your request, provided that your request contains all information and legal documentation necessary to process the transaction. Orders in good order received after the New York Stock Exchange closes (scheduled or unscheduled) will be processed at the net asset value (plus any applicable sales charge) calculated on the following business day. A contingent deferred sales charge may apply at the time you sell certain Class A and C shares.

Purchase of Class A and C shares You may generally open an account and purchase Class A and C shares by contacting any financial professional (who may impose transaction charges in addition to those described in this prospectus) authorized to sell the fund's shares. You may purchase additional shares in various ways, including through your financial professional and by mail, telephone, the Internet and bank wire.

Automatic conversion of Class C and Class 529-C shares Class C shares automatically convert to Class A shares in the month of the 8-year anniversary of the purchase date. Class 529-C shares automatically convert to Class 529-A shares, in the month of the 5-year anniversary of the purchase date. The Internal Revenue Service currently takes the position that such automatic conversions are not taxable. Should its position change, the automatic conversion feature may be suspended. If this were to happen, you would have the option of converting your Class C shares to Class A shares or your Class 529-C shares to Class 529-A shares at the anniversary date described above. This exchange would be based on the relative net asset values of the two classes in question, without the imposition of a sales charge or fee, but you might face certain tax consequences as a result.

Purchase of Class F shares You may generally open an account and purchase Class F shares only through fee-based programs of investment dealers that have special agreements with the fund's distributor, through financial intermediaries that have been approved by, and that have special agreements with, the fund's distributor to offer Class F shares to self-directed investment brokerage accounts that may charge a transaction fee, through certain registered investment advisors and through other intermediaries approved by the fund's distributor. These intermediaries typically charge ongoing fees for services they provide. Intermediary fees are not paid by the fund and normally range from .75% to 1.50% of assets annually, depending on the services offered.

Class F-2, F-3, 529-F-2, 529-F-3 and ABLE-F-2 shares may also be available on brokerage platforms of firms that have agreements with the fund's distributor to offer such shares solely when acting as an agent for the investor. An investor transacting in Class F-2, F-3, 529-F-2, 529-F-3 or ABLE-F-2 shares in these programs may be required to pay a commission and/or other forms of compensation to the broker. Shares of the fund are available in other share classes that have different fees and expenses.

In addition, upon approval by an officer of the fund's investment adviser, Class F-3 shares (but not Class 529-F-3 shares) are available to institutional investors, which include, but are not limited to, charitable organizations, governmental institutions and corporations. For accounts held and serviced by the fund's transfer agent the minimum investment amount is \$1 million.

Purchase of Class 529 shares Class 529 shares may be purchased only through an account established with a 529 college savings plan managed by Capital Research and Management Company. You may open this type of account and purchase Class 529 shares by contacting any financial professional (who may impose transaction charges in addition to those described in this prospectus) authorized to sell such an account. You may purchase additional shares in various ways, including through your financial professional and by mail, telephone, the Internet and bank wire.

Class 529-E shares may be purchased only by employees participating through an eligible employer plan.

Accounts holding Class 529 shares are subject to a \$10 account setup fee and an annual \$10 account maintenance fee. These fees are waived until further notice.

Investors residing in any state may purchase Class 529 shares through an account established with a 529 college savings plan managed by Capital Research and Management Company. Class 529-A, 529-C, 529-T and 529-F shares are structured similarly to the corresponding Class A, C, T and F shares.

Purchase of Class ABLE shares Class ABLE shares may be purchased only through an account established with a 529A ABLE savings plan managed by Capital Research and Management Company. You may open this type of account and purchase Class ABLE-A or Class ABLE-F-2 shares by contacting any financial professional (who may impose transaction charges in addition to those described in this prospectus) authorized to sell such an account. You may purchase additional shares in various ways, including through your financial professional and by mail, telephone, the Internet and bank wire.

Accounts holding Class ABLE-A shares or Class ABLE-F-2 shares are subject to a \$10 account setup fee and an annual \$10 account maintenance fee. These fees are waived until further notice.

Investors residing in any state may purchase Class ABLE-A or Class ABLE-F-2 shares through an account established with a 529A ABLE savings plan managed by Capital Research and Management Company. Class ABLE-A shares are structured similarly to the corresponding Class A and Class 529-A shares. Class ABLE-F-2 shares are structured similarly to the corresponding Class F-2 and Class 529-F-2 shares.

Purchase of Class R shares Class R shares are generally available only to retirement plans established under Internal Revenue Code Sections 401(a), 403(b) or 457, and to nonqualified deferred compensation plans and certain voluntary employee benefit association and post-retirement benefit plans. Class R shares also are generally available only to retirement plans for which plan level or omnibus accounts are held on the books of the fund. Class R-5E, R-5 and R-6 shares are generally available only to fee-based programs or through retirement plan intermediaries. Class R-3 and Class R-5E shares are available through the American Funds SIMPLE IRA Plus Program and other similar programs. In addition, Class R-5 and R-6 shares are available for investment by other registered investment companies and collective investment trusts approved by the fund's investment adviser or distributor. Except as otherwise provided in this prospectus, Class R shares are generally not available for purchase to retail nonretirement accounts; traditional and Roth individual retirement accounts (IRAs); Coverdell Education Savings Accounts; SEPs, SARSEPs and SIMPLE IRAs held in brokerage accounts; and 529 college savings plans. Class R-6 shares are available to employer-sponsored SEPs, SARSEPs and SIMPLE IRAs held in fee-based programs that are serviced through retirement plan recordkeepers.

Purchases by employer-sponsored retirement plans Eligible retirement plans generally may open an account and purchase Class A or R shares by contacting any investment dealer (who may impose transaction charges in addition to those described in this prospectus) authorized to sell these classes of the fund's shares. Some or all R share classes may not be available through certain investment dealers. Additional shares may be purchased through a plan's administrator or recordkeeper.

Class A shares are generally not available for retirement plans using the PlanPremier® or Recordkeeper Direct® recordkeeping programs. These programs are proprietary recordkeeping solutions for small retirement plans.

Employer-sponsored retirement plans that are eligible to purchase Class R shares may instead purchase Class A shares and pay the applicable Class A sales charge, provided that their recordkeepers can properly apply a sales charge on plan investments. These plans are not eligible to make initial purchases of \$1 million or more in Class A shares and thereby invest in Class A shares without a sales charge, nor are they eligible to establish a statement of intention that qualifies them to purchase Class A shares without a sales charge. More information about statements of intention can be found under "Sales charge reductions and waivers" in this prospectus. Plans investing in Class A shares with a sales charge may purchase additional Class A shares in accordance with the sales charge table in this prospectus.

Employer-sponsored retirement plans that invested in American Funds Class A shares without any sales charge before April 1, 2004, and that continue to meet the eligibility requirements in effect as of that date for purchasing Class A shares at net asset value, may continue to purchase American Funds Class A shares without any initial or contingent deferred sales charge.

A 403(b) plan may not invest in American Funds Class A or C shares unless it was invested in Class A or C shares before January 1, 2009.

Purchase minimums and maximums Purchase minimums described in this prospectus may be waived in certain cases. Minimums are currently waived for purchases of Class F-2 and F-3 shares held under fee-based programs. In addition, the fund reserves the right to redeem the shares of any shareholder for their then current net asset value per share if the shareholder's aggregate investment in the fund falls below the fund's minimum initial investment amount. See the statement of additional information for details.

For accounts established with an automatic investment plan, the initial purchase minimum of \$250 may be waived if the purchases (including purchases through exchanges from another fund) made under the plan are sufficient to reach \$250 within five months of account establishment.

The effective purchase maximums for Class 529-A, 529-C, 529-E, 529-T, 529-F and ABLE shares will reflect the maximum applicable contribution limits under state law. See the applicable program description for more information.

The purchase maximum for Class C shares is \$500,000 per transaction. In addition, if you have significant American Funds holdings, you may not be eligible to invest in Class C or 529-C shares. Specifically, you may not purchase Class C or 529-C shares if you are eligible to purchase Class A or 529-A shares at the \$1 million or more sales charge discount rate (that is, at net asset value). See "Sales charge reductions and waivers" in this prospectus and the statement of additional information for more details regarding sales charge discounts.

Exchange Except for Class T shares or as otherwise described in this prospectus, you may exchange your shares for shares of the same class of other American Funds without a sales charge. Class A, C, T or F shares of any American Fund (other than American Funds U.S. Government Money Market Fund, as described below) may be exchanged for the corresponding 529 or ABLE share class (as applicable) without a sales charge. **Rollovers of shares from Class 529-A to Class ABLE-A may also be effected without a sales charge. Exchanges from Class A, C, T or F shares to the corresponding 529 or ABLE share class (as applicable) and rollovers of shares from Class 529-A to Class ABLE-A, particularly in the case of Uniform Gifts to Minors Act or Uniform Transfers to Minors Act custodial accounts, may result in significant legal and tax consequences, as described in the applicable program description. Please consult your financial professional before making such an exchange.**

Except as indicated above, Class T shares are not eligible for exchange privileges. Accordingly, an exchange of your Class T shares for Class T shares of any other American Funds will normally be subject to any applicable sales charges.

Exchanges of shares from American Funds U.S. Government Money Market Fund initially purchased without a sales charge to shares of other American Funds will be subject to the appropriate sales charge applicable to the other fund, unless the American Funds U.S. Government Money Market Fund shares were acquired by an exchange from a fund having a sales charge or by reinvestment or cross-reinvestment of dividends or capital gain distributions. For purposes of computing the contingent deferred sales charge on Class C shares, the length of time you have owned your shares will be measured from the first day of the month in which shares were purchased and will not be affected by any permitted exchange.

Exchanges have the same tax consequences as ordinary sales and purchases. For example, to the extent you exchange shares held in a taxable account that are worth more now than what you paid for them, the gain will be subject to taxation.

See "Transactions by telephone, fax or the Internet" in the section "How to sell shares" of this prospectus for information regarding electronic exchanges.

Please see the statement of additional information for details and limitations on moving investments in certain share classes to different share classes and on moving investments held in certain accounts to different accounts.

How to sell shares

You may sell (redeem) shares in any of the following ways:

Employer-sponsored retirement plans

Shares held in eligible retirement plans may be sold through the plan's administrator or recordkeeper.

Through your dealer or financial advisor (certain charges may apply)

- Shares held for you in your dealer's name must be sold through the dealer.
- Class F shares must be sold through intermediaries such as dealers or financial advisors.

Writing to American Funds Service Company

- Requests must be signed by the registered shareholder(s).
- A signature guarantee is required if the redemption is:
 - more than \$125,000;
 - made payable to someone other than the registered shareholder(s); or
 - sent to an address other than the address of record or to an address of record that has been changed within the previous 10 days.
- American Funds Service Company reserves the right to require signature guarantee(s) on any redemption.
- Additional documentation may be required for redemptions of shares held in corporate, partnership or fiduciary accounts.

Telephoning or faxing American Funds Service Company or using the Internet

- Redemptions by telephone, fax or the Internet (capitalgroup.com) are limited to \$125,000 per American Funds shareholder each day.
- Checks must be made payable to the registered shareholder.
- Checks must be mailed to an address of record that has been used with the account for at least 10 days.

The fund typically expects to remit redemption proceeds one business day following receipt and acceptance of a redemption order, regardless of the method the fund uses to make such payment (e.g., check, wire or automated clearing house transfer). However, payment may take longer than one business day and may take up to seven days as generally permitted by the Investment Company Act of 1940, as amended (the "1940 Act"). Under the 1940 Act, the fund may be permitted to pay redemption proceeds beyond seven days under certain limited circumstances. In addition, if you recently purchased shares and subsequently request a redemption of those shares, the fund will pay the available redemption proceeds once a sufficient period of time has passed to reasonably ensure that checks or drafts, including certified or cashier's checks, for the shares purchased have cleared (normally seven business days from the purchase date).

Under normal conditions, the fund typically expects to meet shareholder redemptions by monitoring the fund's portfolio and redemption activities and by regularly holding a reserve of highly liquid assets, such as cash or cash equivalents. The fund may use additional methods to meet shareholder redemptions, if they become necessary. These methods may include, but are not limited to, the sale of portfolio assets, the use of overdraft protection afforded by the fund's custodian bank, borrowing from a line of credit or from other funds advised by the investment adviser or its affiliates, and making payment with fund securities or other fund assets rather than in cash (as further discussed in the following paragraph).

Although payment of redemptions normally will be in cash, the series' declaration of trust permits payment of the redemption price wholly or partly with portfolio securities or other fund assets under conditions and circumstances determined by the series' board of trustees. On the same redemption date, some shareholders may be paid in whole or in part in securities (which may differ among those shareholders), while other shareholders may be paid entirely in cash. In general, in-kind redemptions to affiliated shareholders will as closely as practicable represent the affiliated shareholder's pro rata share of the fund's securities, subject to certain exceptions. Securities distributed in-kind to unaffiliated shareholders will be selected by the investment adviser in a manner the investment adviser deems to be fair and reasonable to the fund's shareholders. The disposal of the securities received in-kind may be subject to brokerage costs and, until sold, such securities remain subject to market risk and liquidity risk, including the risk that such securities are or become difficult to sell. If the fund pays your redemption with illiquid or less liquid securities, you will bear the risk of not being able to sell such securities.

Transactions by telephone, fax or the Internet Generally, you are automatically eligible to redeem or exchange shares by telephone, fax or the Internet, unless you notify us in writing that you do not want any or all of these services. You may reinstate these services at any time.

Unless you decide not to have telephone, fax or Internet services on your account(s), you agree to hold the series, American Funds Service Company, any of its affiliates or mutual funds managed by such affiliates, and each of their respective directors, trustees, officers, employees and agents harmless from any losses, expenses, costs or liabilities (including attorney fees) that may be incurred in connection with the exercise of these privileges, provided that American Funds Service Company employs reasonable procedures to confirm that the instructions received from any person with appropriate account information are genuine. If reasonable procedures are not employed, American Funds Service Company and/or the series may be liable for losses due to unauthorized or fraudulent instructions.

Frequent trading of fund shares The series and American Funds Distributors reserve the right to reject any purchase order for any reason. The funds in the series are not designed to serve as vehicles for frequent trading. Frequent trading of fund shares may lead to increased costs to the fund and less efficient management of the fund's portfolio, potentially resulting in dilution of the value of the shares held by long-term shareholders. Accordingly, purchases, including those that are part of exchange activity, that the series or American Funds Distributors has determined could involve actual or potential harm to the funds may be rejected.

The series, through its transfer agent, American Funds Service Company, maintains surveillance procedures that are designed to detect frequent trading in fund shares. Under these procedures, various analytics are used to evaluate factors that may be indicative of frequent trading. For example, transactions in fund shares that exceed certain monetary thresholds may be scrutinized. American Funds Service Company also may review transactions that occur close in time to other transactions in the same account or in multiple accounts under common ownership or influence. Trading activity that is identified through these procedures or as a result of any other information available to the series will be evaluated to determine whether such activity might constitute frequent trading. These procedures may be modified from time to time as appropriate to improve the detection of frequent trading, to facilitate monitoring for frequent trading in particular retirement plans or other accounts and to comply with applicable laws.

Under the series' frequent trading policy, certain trading activity will not be treated as frequent trading, such as:

- transactions in Class 529 or Class ABLE shares;
- retirement plan contributions, loans and distributions (including hardship withdrawals) identified as such on the retirement plan recordkeeper's system;
- purchase transactions involving in-kind transfers of shares of the fund, rollovers, Roth IRA conversions and IRA recharacterizations, if the entity maintaining the shareholder account is able to identify the transaction as one of these types of transactions; and
- systematic redemptions and purchases, if the entity maintaining the shareholder account is able to identify the transaction as a systematic redemption or purchase.

Generally, purchases and redemptions will not be considered "systematic" unless the transaction is prescheduled for a specific date.

American Funds Service Company will work with certain intermediaries (such as investment dealers holding shareholder accounts in street name, retirement plan recordkeepers, insurance company separate accounts and bank trust companies) to apply their own procedures, provided that American Funds Service Company believes the intermediary's procedures are reasonably designed to enforce the frequent trading policies of the series. You should refer to disclosures provided by the intermediaries with which you have an account to determine the specific trading restrictions that apply to you.

If American Funds Service Company identifies any activity that may constitute frequent trading, it reserves the right to contact the intermediary and request that the intermediary either provide information regarding an account owner's transactions or restrict the account owner's trading. If American Funds Service Company is not satisfied that the intermediary has taken appropriate action, American Funds Service Company may terminate the intermediary's ability to transact in fund shares.

There is no guarantee that all instances of frequent trading in fund shares will be prevented.

Notwithstanding the series' surveillance procedures described above, all transactions in fund shares remain subject to the right of the series, American Funds Distributors and American Funds Service Company to restrict potentially abusive trading generally, including the types of transactions described above that will not be prevented. See the statement of additional information for more information about how American Funds Service Company may address other potentially abusive trading activity in American Funds.

Distributions and taxes

Dividends and distributions The American Funds Global Growth Portfolio and American Funds Growth Portfolio intend to distribute dividends to you, usually in December. The American Funds Growth and Income Portfolio, American Funds Moderate Growth and Income Portfolio, American Funds Conservative Growth and Income Portfolio and American Funds Tax-Aware Conservative Growth and Income Portfolio intend to distribute dividends to you, usually in March, June, September and December. The American Funds Preservation Portfolio and the American Funds Tax-Exempt Preservation Portfolio intend to distribute dividends to you each month. Dividends may fluctuate. In the event the fund's distribution of net investment income exceeds its earnings and profits for tax purposes, a portion of such distribution may be classified as return of capital.

Capital gains, if any, are usually distributed in December. When a dividend or a capital gain is distributed, the net asset value per share is reduced by the amount of the payment.

You may elect to reinvest dividends and/or capital gain distributions to purchase additional shares of the applicable fund or other American Funds, or you may elect to receive them in cash. Dividends and capital gain distributions for the 529 and ABLE share classes and retirement plan shareholders will be reinvested automatically.

Taxes on dividends and distributions For federal tax purposes, dividends and distributions of short-term capital gains are taxable as ordinary income. If you are an individual and meet certain holding period requirements with respect to your fund shares, you may be eligible for reduced tax rates on "qualified dividend income," if any, distributed by the fund to you. A fund's distributions of net long-term capital gains are taxable as long-term capital gains. Returns of capital distributions decrease your cost basis and are not taxable until your cost basis has been reduced to zero. If your cost basis is zero, returns of capital distributions are treated as capital gains. Any taxable dividends and capital gain distributions you receive from a fund will normally be taxable to you when made, regardless of whether you reinvest dividends or capital gain distributions or receive them in cash.

Notwithstanding the above, interest on municipal bonds is generally not included in gross income for federal tax purposes. Subject to certain requirements, a fund is permitted to pay through to its shareholders the interest earned on municipal bonds held by the underlying funds as federally exempt-interest dividends.

Dividends and capital gain distributions that are automatically reinvested in a tax-favored retirement or education savings account do not result in federal or state income tax at the time of reinvestment.

Taxes on transactions Your redemptions, including exchanges, may result in a capital gain or loss for federal tax purposes. A capital gain or loss on your investment is the difference between the cost of your shares, including any sales charges, and the amount you receive when you sell them.

Exchanges within a tax-favored retirement plan account will not result in a capital gain or loss for federal or state income tax purposes. With limited exceptions, distributions from a retirement plan account are taxable as ordinary income.

Shareholder fees Fees borne directly by a fund normally have the effect of reducing a shareholder's taxable income on distributions.

Please see your tax advisor for more information. Holders of Class 529 and Class ABLE shares should refer to the applicable program description for more information regarding the tax consequences of selling Class 529 or Class ABLE shares, as applicable.

Choosing a share class The funds offer different classes of shares through this prospectus. The services or share classes available to you may vary depending upon how you wish to purchase shares of the fund.

Each share class represents an investment in the same portfolio of securities, but each class has its own sales charge and expense structure, allowing you to choose the class that best fits your situation. For example, while Class F-1 shares are subject to 12b-1 fees and subtransfer agency fees payable to third-party service providers, Class F-2 shares are subject only to subtransfer agency fees payable to third-party service providers (and not 12b-1 fees) and Class F-3 shares are not subject to any such additional fees. The different fee structures allow the investor to choose how to pay for advisory platform expenses. Class R shares offer different levels of 12b-1 and recordkeeping fees so that a plan can choose the class that best meets the cost associated with obtaining investment related services and participant level recordkeeping for the plan. **When you purchase shares of a fund for an individual-type account, you should choose a share class. If none is chosen, your investment will be made in Class A shares or, in the case of a 529 plan investment, Class 529-A shares (or, if you are investing through a financial intermediary who offers only Class T and 529-T shares, your investment will be made in Class T or Class 529-T shares, as applicable).**

Factors you should consider when choosing a class of shares include:

- how long you expect to own the shares;
- how much you intend to invest;
- total expenses associated with owning shares of each class;
- whether you qualify for any reduction or waiver of sales charges (for example, Class A or 529-A or Class T or 529-T shares may be a less expensive option over time, particularly if you qualify for a sales charge reduction or waiver);
- whether you want or need the flexibility to effect exchanges among American Funds without the imposition of a sales charge (for example, while Class A shares offer such exchange privileges, Class T shares do not);
- whether you plan to take any distributions in the near future (for example, the contingent deferred sales charge will not be waived if you sell your Class 529-C shares to cover higher education expenses); and
- availability of share classes:
 - Class C shares are not available to retirement plans that do not currently invest in such shares and that are eligible to invest in Class R shares, including retirement plans established under Internal Revenue Code Sections 401(a) (including 401(k) plans), 403(b) or 457;
 - Class F and 529-F shares are available, as applicable, (i) to fee-based programs of investment dealers that have special agreements with the fund's distributor, (ii) to financial intermediaries that have been approved by, and that have special agreements with, the fund's distributor to offer Class F and 529-F shares to self-directed investment brokerage accounts that may charge a transaction fee, (iii) to certain registered investment advisors and (iv) to other intermediaries approved by the fund's distributor;
 - Class F-3 shares (but not Class 529-F-3 shares) are also available to institutional investors, which include, but are not limited to, charitable organizations, governmental institutions and corporations. For accounts held and serviced by the fund's transfer agent the minimum investment amount is \$1 million; and
 - Class R shares are available (i) to retirement plans established under Internal Revenue Code Sections 401(a) (including 401(k) plans), 403(b) or 457, (ii) to nonqualified deferred compensation plans and certain voluntary employee benefit association and post-retirement benefit plans, (iii) to certain institutional investors (including, but not limited to, certain charitable organizations), (iv) to certain registered investment companies approved by the fund's investment adviser or distributor and (v) to other institutional-type accounts;
 - Class 529 and R shares are not available for the American Funds Tax-Aware Conservative Growth and Income Portfolio and the American Funds Tax-Exempt Preservation Portfolio.

Each investor's financial considerations are different. You should speak with your financial professional to help you decide which share class is best for you.

Sales charges

Class A, 529-A and ABLE-A shares The initial sales charge you pay each time you buy Class A, 529-A or ABLE-A shares differs depending upon the fund in which you invest and the amount you invest and may be reduced or eliminated for larger purchases as indicated below. The “offering price,” the price you pay to buy shares, includes any applicable sales charge, which will be deducted directly from your investment. Shares acquired through reinvestment of dividends or capital gain distributions are not subject to an initial sales charge.

Sales charges for American Funds Global Growth Portfolio, American Funds Growth Portfolio, American Funds Growth and Income Portfolio, American Funds Moderate Growth and Income Portfolio and American Funds Conservative Growth and Income Portfolio

Class A shares

Investment	Sales charge as a percentage of:		Dealer commission as a percentage of offering price
	Offering price	Net amount invested	
Less than \$25,000	5.75%	6.10%	5.00%
\$25,000 but less than \$50,000	5.00	5.26	4.25
\$50,000 but less than \$100,000	4.50	4.71	3.75
\$100,000 but less than \$250,000	3.50	3.63	2.75
\$250,000 but less than \$500,000	2.50	2.56	2.00
\$500,000 but less than \$750,000	2.00	2.04	1.60
\$750,000 but less than \$1 million	1.50	1.52	1.20
\$1 million or more and certain other investments described below	none	none	see below

Class 529-A and ABLE-A shares

Investment	Sales charge as a percentage of:		Dealer commission as a percentage of offering price
	Offering price	Net amount invested	
Less than \$250,000	3.50%	3.63%	2.75%
\$250,000 but less than \$500,000	2.50	2.56	2.00
\$500,000 but less than \$750,000	2.00	2.04	1.60
\$750,000 but less than \$1 million	1.50	1.52	1.20
\$1 million or more and certain other investments described below	none	none	see below

Sales charges for American Funds Tax-Aware Conservative Growth and Income Portfolio

Class A shares

Investment	Sales charge as a percentage of:		Dealer commission as a percentage of offering price
	Offering price	Net amount invested	
Less than \$100,000	3.75%	3.90%	3.00%
\$100,000 but less than \$250,000	3.50	3.63	2.75
\$250,000 but less than \$500,000	2.50	2.56	2.00
\$500,000 or more and certain other investments described below	none	none	see below

Sales charges for American Funds Preservation Portfolio

Class A shares

Investment	Sales charge as a percentage of:		Dealer commission as a percentage of offering price
	Offering price	Net amount invested	
Less than \$100,000	2.50%	2.56%	2.00%
\$100,000 but less than \$250,000	1.75	1.78	1.50
\$250,000 or more and certain other investments described below	none	none	see below

Class 529-A shares

Investment	Sales charge as a percentage of:		Dealer commission as a percentage of offering price
	Offering price	Net amount invested	
Less than \$500,000	2.50%	2.56%	2.00%
\$500,000 but less than \$750,000	2.00	2.04	1.60
\$750,000 but less than \$1 million	1.50	1.52	1.20
\$1 million or more and certain other investments described below	none	none	see below

Sales charges for American Funds Tax-Exempt Preservation Portfolio

Class A shares

Investment	Sales charge as a percentage of:		Dealer commission as a percentage of offering price
	Offering price	Net amount invested	
Less than \$100,000	2.50%	2.56%	2.00%
\$100,000 but less than \$250,000	1.75	1.78	1.50
\$250,000 or more and certain other investments described below	none	none	see below

The sales charge, expressed as a percentage of the offering price or the net amount invested, may be higher or lower than the percentages described in the tables above due to rounding. This is because the dollar amount of the sales charge is determined by subtracting the net asset value of the shares purchased from the offering price, which is calculated to two decimal places using standard rounding criteria. The impact of rounding will vary with the size of the investment and the net asset value of the shares. Similarly, any contingent deferred sales charge paid by you on investments in Class A or 529-A shares may be higher or lower than the 1% charge described below due to rounding.

Except as provided below, investments in Class A shares of (i) American Funds Preservation Portfolio and American Funds Tax-Exempt Preservation Portfolio of \$250,000 or more and (ii) American Funds Tax-Aware Conservative Growth and Income Portfolio of \$500,000 or more will be subject to a 0.75% contingent deferred sales charge if the shares are sold within 18 months of purchase, and investments in Class A shares of all other funds in the series of \$1 million or more will be subject to a 1.00% contingent deferred sales charge if the shares are sold within 18 months of purchase. Investments in Class 529-A or ABLE-A shares of \$1 million or more will be subject to a 1.00% contingent deferred sales charge if the shares are sold within 18 months of purchase. The contingent deferred sales charge is based on the original purchase cost or the current market value of the shares being sold, whichever is less.

Class A share purchases not subject to sales charges The following investments are not subject to any initial or contingent deferred sales charge if American Funds Service Company is properly notified of the nature of the investment:

- investments made by accounts that are part of qualified fee-based programs that purchased Class A shares before the discontinuation of the relevant investment dealer's load-waived Class A share program with American Funds and that continue to be held through fee-based programs;
- rollover investments from retirement plans to IRAs that are described in the "Rollovers from retirement plans to IRAs" section of this prospectus; and
- investments made by accounts held at American Funds Service Company that are no longer associated with a financial professional may invest in Class A shares without a sales charge. This includes retirement plans investing in Class A shares, where the plan is no longer associated with a financial professional. SIMPLE IRAs and 403(b) custodial accounts that are aggregated at the plan level for Class A sales charge purposes are not eligible to invest without a sales charge under this policy.

The distributor may pay dealers a commission of up to 1% on investments made in Class A shares with no initial sales charge. The fund may reimburse the distributor for these payments through its plans of distribution (see "Plans of distribution" in this prospectus).

A transfer from the Virginia Prepaid Education ProgramSM or the Virginia Education Savings TrustSM to a CollegeAmerica account will be made with no sales charge. No commission will be paid to the dealer on such a transfer. Investment dealers will be compensated solely with an annual service fee that begins to accrue immediately.

If requested, American Funds Class A shares will be sold at net asset value to:

- (1) currently registered representatives and assistants directly employed by such representatives, retired registered representatives with respect to accounts established while active, or full-time employees (collectively, "Eligible Persons") (and their (a) spouses or equivalents if recognized under local law, (b) parents and children, including parents and children in step and adoptive relationships, sons-in-law and daughters-in-law, and (c) parents-in-law, if the Eligible Persons or the spouses, children or parents of the Eligible Persons are listed in the account registration with the parents-in-law) of dealers who have sales agreements with American Funds Distributors (or who clear transactions through such dealers), plans for the dealers, and plans that include as participants only the Eligible Persons, their spouses, parents and/or children;
- (2) the supervised persons of currently registered investment advisory firms ("RIAs") and assistants directly employed by such RIAs, retired supervised persons of RIAs with respect to accounts established while a supervised person (collectively, "Eligible Persons") (and their (a) spouses or equivalents if recognized under local law, (b) parents and children, including parents and children in step and adoptive relationships, sons-in-law and daughters-in-law and (c) parents-in-law, if the Eligible Persons or the spouses, children or parents of the Eligible Persons are listed in the account registration with the parents-in-law) of RIA firms that are authorized to sell shares of the funds, plans for the RIA firms, and plans that include as participants only the Eligible Persons, their spouses, parents and/or children;
- (3) insurance company separate accounts;
- (4) accounts managed by subsidiaries of The Capital Group Companies, Inc.;
- (5) an individual or entity with a substantial business relationship with The Capital Group Companies, Inc. or its affiliates, or an individual or entity related or relating to such individual or entity;
- (6) wholesalers and full-time employees directly supporting wholesalers involved in the distribution of insurance company separate accounts whose underlying investments are managed by any affiliate of The Capital Group Companies, Inc.;
- (7) full-time employees of banks that have sales agreements with American Funds Distributors who are solely dedicated to directly supporting the sale of mutual funds; and
- (8) current or former clients of Capital Group Private Client Services and their family members who purchase their shares through Capital Group Private Client Services or American Funds Service Company.

Shares are offered at net asset value to these persons and organizations due to anticipated economies in sales effort and expense. Once an account is established under this net asset value privilege, additional investments can be made at net asset value for the life of the account. Depending on the financial intermediary holding your account, these privileges may be unavailable. Investors should consult their financial intermediary for further information.

Certain other investors may qualify to purchase shares without a sales charge, such as employees of The Capital Group Companies, Inc. and its affiliates. Please see the statement of additional information for further details.

Class C shares Class C shares are sold without any initial sales charge. American Funds Distributors pays 1% of the amount invested to dealers who sell Class C shares. A contingent deferred sales charge of 1% applies if Class C shares are sold within one year of purchase. The contingent deferred sales charge is eliminated one year after purchase.

Any contingent deferred sales charge paid by you on sales of Class C shares, expressed as a percentage of the applicable redemption amount, may be higher or lower than the percentages described above due to rounding.

Class T shares The initial sales charge you pay each time you buy Class T shares differs depending upon the amount you invest and may be reduced for larger purchases as indicated below. The “offering price,” the price you pay to buy shares, includes any applicable sales charge, which will be deducted directly from your investment. Shares acquired through reinvestment of dividends or capital gain distributions are not subject to an initial sales charge.

Investment	Sales charge as a percentage of:	
	Offering price	Net amount invested
Less than \$250,000	2.50%	2.56%
\$250,000 but less than \$500,000	2.00	2.04
\$500,000 but less than \$1 million	1.50	1.52
\$1 million or more	1.00	1.01

The sales charge, expressed as a percentage of the offering price or the net amount invested, may be higher or lower than the percentages described in the table above due to rounding. This is because the dollar amount of the sales charge is determined by subtracting the net asset value of the shares purchased from the offering price, which is calculated to two decimal places using standard rounding criteria. The impact of rounding will vary with the size of the investment and the net asset value of the shares.

Class 529-E and Class F shares Class 529-E and Class F shares (including Class 529-F shares) are sold without any initial or contingent deferred sales charge.

Class R shares Class R shares are sold without any initial or contingent deferred sales charge. The distributor will pay dealers annually asset-based compensation of up to 1.00% for sales of Class R-1 shares, up to .75% for Class R-2 shares, up to .60% for Class R-2E shares, up to .50% for Class R-3 shares and up to .25% for Class R-4 shares. No dealer compensation is paid from fund assets on sales of Class R-5E, R-5 or R-6 shares. The fund may reimburse the distributor for these payments through its plans of distribution.

See “Plans of distribution” in this prospectus for ongoing compensation paid to your financial professional for all share classes.

Contingent deferred sales charges Shares acquired through reinvestment of dividends or capital gain distributions are not subject to a contingent deferred sales charge. In addition, the contingent deferred sales charge may be waived in certain circumstances. See “Contingent deferred sales charge waivers” in the “Sales charge reductions and waivers” section of this prospectus. For purposes of determining the contingent deferred sales charge, if you sell only some of your shares, shares that are not subject to any contingent deferred sales charge will be sold first, followed by shares that you have owned the longest.

Sales charge reductions and waivers To receive a reduction in your Class A initial sales charge, you must let your financial professional or American Funds Service Company know at the time you purchase shares that you qualify for such a reduction. If you do not let your financial professional or American Funds Service Company know that you are eligible for a reduction, you may not receive the sales charge discount to which you are otherwise entitled. In order to determine your eligibility to receive a sales charge discount, it may be necessary for you to provide your financial professional or American Funds Service Company with information and records (including account statements) of all relevant accounts invested in American Funds. You may need to invest directly through American Funds Service Company in order to receive the sales charge waivers described in this prospectus. Investors should consult their financial intermediary for further information. Certain financial intermediaries that distribute shares of American Funds may impose different sales charge waivers than those described in this prospectus. Such variations in sales charge waivers are described in an appendix to this prospectus titled "Sales charge waivers." Note that such sales charge waivers and discounts offered through a particular intermediary, as set forth in the appendix to this prospectus, are implemented and administered solely by that intermediary. Please contact the applicable intermediary to ensure that you understand the steps you must take in order to qualify for any available waivers or discounts.

In addition to the information in this prospectus, you may obtain more information about share classes, sales charges and sales charge reductions and waivers through a link on the home page of our website at capitalgroup.com, from the statement of additional information or from your financial professional.

Reducing your Class A initial sales charge Consistent with the policies described in this prospectus, you and your "immediate family" (your spouse – or equivalent, if recognized under local law, your children under the age of 21 or disabled adult dependents covered by ABLE accounts) may combine all of your American Funds investments to reduce Class A sales charges. In addition, two or more retirement plans of an employer or an employer's affiliates may combine all of their American Funds investments to reduce Class A sales charges. However, for this purpose, investments representing direct purchases of American Funds U.S. Government Money Market Fund Class A shares are excluded. Following are different ways that you may qualify for a reduced Class A sales charge:

Aggregating accounts To receive a reduced Class A sales charge, investments made by you and your immediate family (see above) may be aggregated if made for your own account(s) and/or certain other accounts, such as:

- individual-type employee benefit plans, such as an IRA, single-participant Keogh-type plan, or a participant account of a 403(b) plan that is treated as an individual-type plan for sales charge purposes (see "Purchases by certain 403(b) plans" under "Rollovers from retirement plans to IRAs" below);
- SEP plans and SIMPLE IRA plans established after November 15, 2004, by an employer adopting any plan document other than a prototype plan produced by American Funds Distributors;
- business accounts solely controlled by you or your immediate family (for example, you own the entire business);
- trust accounts established by you or your immediate family (for trusts with only one primary beneficiary, upon the trustor's death the trust account may be aggregated with such beneficiary's own accounts; for trusts with multiple primary beneficiaries, upon the trustor's death the trustees of the trust may instruct American Funds Service Company to establish separate trust accounts for each primary beneficiary; each primary beneficiary's separate trust account may then be aggregated with such beneficiary's own accounts);
- endowments or foundations established and controlled by you or your immediate family; or
- 529 and 529A accounts, which will be aggregated at the account owner level (Class 529-E accounts may only be aggregated with an eligible employer plan).

Individual purchases by a trustee(s) or other fiduciary(ies) may also be aggregated if the investments are:

- for a single trust estate or fiduciary account, including employee benefit plans other than the individual-type employee benefit plans described above;
- made for two or more employee benefit plans of a single employer or of affiliated employers as defined in the 1940 Act, excluding the individual-type employee benefit plans described above;
- for a diversified common trust fund or other diversified pooled account not specifically formed for the purpose of accumulating fund shares;
- for nonprofit, charitable or educational organizations, or any endowments or foundations established and controlled by such organizations, or any employer-sponsored retirement plans established for the benefit of the employees of such organizations, their endowments, or their foundations;
- for participant accounts of a 403(b) plan that is treated as an employer-sponsored plan for sales charge purposes (see "Purchases by certain 403(b) plans" under "Rollovers from retirement plans to IRAs" below), or made for participant accounts of two or more such plans, in each case of a single employer or affiliated employers as defined in the 1940 Act; or
- for a SEP or SIMPLE IRA plan established after November 15, 2004, by an employer adopting a prototype plan produced by American Funds Distributors.

Purchases made for nominee or street name accounts (securities held in the name of an investment dealer or another nominee such as a bank trust department instead of the customer) may not be aggregated with those made for other accounts and may not be aggregated with other nominee or street name accounts unless otherwise qualified as described above.

Joint accounts may be aggregated with other accounts belonging to the primary owner and/or his or her immediate family. The primary owner of a joint account is the individual responsible for taxes on the account.

Investments made through employer-sponsored retirement plan accounts will not be aggregated with individual-type accounts.

Concurrent purchases You may reduce your Class A sales charge by combining simultaneous purchases (including, upon your request, purchases for gifts) of all classes of shares in American Funds. Shares of American Funds U.S. Government Money Market Fund purchased through an exchange, reinvestment or cross-reinvestment from a fund having a sales charge also qualify. However, direct purchases of American Funds U.S. Government Money Market Fund Class A shares are excluded. If you currently have individual holdings in American Legacy variable annuity contracts or variable life insurance policies that were established on or before March 31, 2007, you may continue to combine purchases made under such contracts and policies to reduce your Class A sales charge.

Rights of accumulation Subject to the limitations described in the aggregation policy, you may take into account your accumulated holdings in all share classes of American Funds to determine your sales charge on investments in accounts eligible to be aggregated. Direct purchases of American Funds U.S. Government Money Market Fund Class A shares are excluded. Subject to your investment dealer's or recordkeeper's capabilities, your accumulated holdings will be calculated as the higher of (a) the current value of your existing holdings (the "market value") as of the day prior to your American Funds investment or (b) the amount you invested (including reinvested dividends and capital gains, but excluding capital appreciation) less any withdrawals (the "cost value"). Depending on the entity on whose books your account is held, the value of your holdings in that account may not be eligible for calculation at cost value. For example, accounts held in nominee or street name may not be eligible for calculation at cost value and instead may be calculated at market value for purposes of rights of accumulation.

The value of all of your holdings in accounts established in calendar year 2005 or earlier will be assigned an initial cost value equal to the market value of those holdings as of the last business day of 2005. Thereafter, the cost value of such accounts will increase or decrease according to actual investments or withdrawals. You must contact your financial professional or American Funds Service Company if you have additional information that is relevant to the calculation of the value of your holdings.

When determining your American Funds Class A sales charge, if your investment is not in an employer-sponsored retirement plan, you may also continue to take into account the market value (as of the day prior to your American Funds investment) of your individual holdings in various American Legacy variable annuity contracts and variable life insurance policies that were established on or before March 31, 2007. An employer-sponsored retirement plan may also continue to take into account the market value of its investments in American Legacy Retirement Investment Plans that were established on or before March 31, 2007.

You may not purchase Class C or 529-C shares if such combined holdings cause you to be eligible to purchase Class A or 529-A shares at the \$1 million or more sales charge discount rate (i.e., at net asset value).

If you make a gift of American Funds Class A shares, upon your request, you may purchase the shares at the sales charge discount allowed under rights of accumulation of all of your American Funds and applicable American Legacy accounts.

You should retain any records necessary to substantiate the historical amounts you have invested.

Statement of intention You may reduce your Class A sales charge by establishing a statement of intention. A statement of intention is a nonbinding commitment that allows you to combine all purchases of all American Funds share classes (excluding American Funds U.S. Government Money Market Fund) that you intend to make over a 13-month period to determine the applicable sales charge; however, purchases made under a right of reinvestment, appreciation of your holdings, and reinvested dividends and capital gains do not count as purchases made during the statement period. Your accumulated holdings (as described and calculated under "Rights of accumulation" above) eligible to be aggregated as of the day immediately before the start of the statement period may be credited toward satisfying the statement. A portion of your account may be held in escrow to cover additional Class A sales charges that may be due if your total purchases over the statement period do not qualify you for the applicable sales charge reduction. Employer-sponsored retirement plans are restricted from establishing statements of intention. See the discussion regarding employer-sponsored retirement plans under "Purchase, exchange and sale of shares" in this prospectus for more information.

The statement of intention period starts on the date on which your first purchase made toward satisfying the statement of intention is processed. Your accumulated holdings (as described above under "Rights of accumulation") eligible to be aggregated as of the day immediately before the start of the statement of intention period may be credited toward satisfying the statement of intention.

You may revise the commitment you have made in your statement of intention upward at any time during the statement of intention period. If your prior commitment has not been met by the time of the revision, the statement of intention period during which purchases must be made will remain unchanged. Purchases made from the date of the revision will receive the reduced sales charge, if any, resulting from the revised statement of intention. If your prior commitment has been met by the time of the revision, your original statement of intention will be considered met and a new statement of intention will be established.

The statement of intention will be considered completed if the shareholder dies within the 13-month statement of intention period. Commissions to dealers will not be adjusted or paid on the difference between the statement of intention amount and the amount actually invested before the shareholder's death.

When a shareholder elects to use a statement of intention, shares equal to 5% of the dollar amount specified in the statement of intention may be held in escrow in the shareholder's account out of the initial purchase (or subsequent purchases, if necessary) by American Funds Service Company. All dividends and any capital gain distributions on shares held in escrow will be credited to the shareholder's account in shares (or paid in cash, if requested). If the intended investment is not completed within the specified statement of intention period the investments made during the statement period will be adjusted to reflect the difference between the sales charge actually paid and the sales charge which would have been paid if the total of such purchases had been made at a single time. Any dealers assigned to the shareholder's account at the time a purchase was made during the statement period will receive a corresponding commission adjustment if appropriate.

In addition, if you currently have individual holdings in American Legacy variable annuity contracts or variable life insurance policies that were established on or before March 31, 2007, you may continue to apply purchases under such contracts and policies to a statement of intention.

Shareholders purchasing shares at a reduced sales charge under a statement of intention indicate their acceptance of these terms and those in the prospectus with their first purchase.

Reducing your Class T initial sales charge Consistent with the policies described in this prospectus, the initial sales charge you pay each time you buy Class T shares may differ depending upon the amount you invest and may be reduced for larger purchases. Additionally, Class T shares acquired through reinvestment of dividends or capital gain distributions are not subject to an initial sales charge. Sales charges on Class T shares are applied on a transaction-by-transaction basis, and, accordingly, Class T shares are not eligible for any other sales charge waivers or reductions, including through the aggregation of Class T shares concurrently purchased by other related accounts or in other American Funds. The sales charge applicable to Class T shares may not be reduced by establishing a statement of intention, and rights of accumulation are not available for Class T shares.

Right of reinvestment If you notify American Funds Service Company prior to the time of reinvestment, you may reinvest proceeds from a redemption, dividend payment or capital gain distribution without a sales charge in the same fund or other American Funds, provided that the reinvestment occurs within 90 days after the date of the redemption, dividend payment or distribution and is made into the same account from which you redeemed the shares or received the dividend payment or distribution. If the account has been closed, you may reinvest without a sales charge if the new receiving account has the same registration as the closed account and the reinvestment is made within 90 days after the date of redemption, dividend payment or distribution.

Proceeds from a redemption and all dividend payments and capital gain distributions will be reinvested in the same share class from which the original redemption, dividend payment or distribution was made. Any contingent deferred sales charge on Class A or C shares will be credited to your account. Redemption proceeds of Class A shares representing direct purchases in American Funds U.S. Government Money Market Fund that are reinvested in other American Funds will be subject to a sales charge.

Proceeds will be reinvested at the next calculated net asset value after your request is received by American Funds Service Company, provided that your request contains all information and legal documentation necessary to process the transaction. For purposes of this "right of reinvestment policy," automatic transactions (including, for example, automatic purchases, withdrawals and payroll deductions) and ongoing retirement plan contributions are not eligible for investment without a sales charge. This paragraph does not apply to certain rollover investments as described under "Rollovers from retirement plans to IRAs" in this prospectus. Depending on the financial intermediary holding your account, your reinvestment privileges may be unavailable or differ from those described in this prospectus. Investors should consult their financial intermediary for further information.

Contingent deferred sales charge waivers The contingent deferred sales charge on Class A and C shares will be waived in the following cases:

- permitted exchanges of shares, except if shares acquired by exchange are then redeemed within the period during which a contingent deferred sales charge would apply to the initial shares purchased;
- tax-free returns of excess contributions to IRAs;
- redemptions due to death or postpurchase disability of the shareholder (this generally excludes accounts registered in the names of trusts and other entities);
- in the case of joint tenant accounts, if one joint tenant dies, a surviving joint tenant, at the time he or she notifies American Funds Service Company of the other joint tenant's death and removes the decedent's name from the account, may redeem shares from the account without incurring a contingent deferred sales charge; however, redemptions made after American Funds Service Company is notified of the death of a joint tenant will be subject to a contingent deferred sales charge;
- for 529 share classes only, redemptions due to a beneficiary's death, postpurchase disability or receipt of a scholarship (to the extent of the scholarship award);
- redemptions due to the complete termination of a trust upon the death of the trustor/grantor or beneficiary, but only if such termination is specifically provided for in the trust document;
- shares redeemed at the discretion of American Funds Service Company for accounts that do not meet the fund's minimum investment requirements, as described in this prospectus; and
- the following types of transactions, if they do not exceed 12% of the value of an account annually:
 - required minimum distributions taken from retirement accounts in accordance with IRS regulations; and
 - redemptions through an automatic withdrawal plan ("AWP") (see "Automatic withdrawals" under "Shareholder account services and privileges" in the statement of additional information). For each AWP payment, assets that are not subject to a contingent deferred sales charge, such as shares acquired through reinvestment of dividends and/or capital gain distributions, will be redeemed first and will count toward the 12% limit. If there is an insufficient amount of assets not subject to a contingent deferred sales charge to cover a particular AWP payment, shares subject to the lowest contingent deferred sales charge will be redeemed next until the 12% limit is reached. Any dividends and/or capital gain distributions taken in cash by a shareholder who receives payments through an AWP will also count toward the 12% limit. In the case of an AWP, the 12% limit is calculated at the time an automatic redemption is first made, and is recalculated at the time each additional automatic redemption is made. Shareholders who establish an AWP should be aware that the amount of a payment not subject to a contingent deferred sales charge may vary over time depending on fluctuations in the value of their accounts. This privilege may be revised or terminated at any time.

For purposes of this paragraph, “account” means your investment in the applicable class of shares of the particular fund from which you are making the redemption.

The contingent deferred sales charge on American Funds Class A shares may be waived in cases where the fund’s transfer agent determines the benefit to the fund of collecting the contingent deferred sales charge would be outweighed by the cost of applying it.

Contingent deferred sales charge waivers are allowed only in the cases listed here and in the statement of additional information. For example, contingent deferred sales charge waivers will not be allowed on redemptions of Class 529-C shares due to termination of CollegeAmerica; a determination by the Internal Revenue Service that CollegeAmerica does not qualify as a qualified tuition program under the Code; proposal or enactment of law that eliminates or limits the tax-favored status of CollegeAmerica; or elimination of the fund by Virginia529 as an option for additional investment within CollegeAmerica.

To have your Class A or C contingent deferred sales charge waived, you must inform your financial professional or American Funds Service Company at the time you redeem shares that you qualify for such a waiver.

Other sales charge waivers Purchases of Class A, 529-A and ABLE-A shares through a self-clearing broker-dealer firm generally incur a sales charge. However, self-clearing broker-dealer firms may (i) offer 529-A or ABLE-A shares purchased through a rollover from another 529 plan or ABLE plan at net asset value (“rollover”), (ii) invest a recontribution of a refunded qualified education expense in 529-A shares without a sales charge (“refunded 529 expense”) or (iii) extend the 90 day right of reinvestment to allow reinvestment in Class A shares without a sales charge in cases where fund shareholders request reinvestment of a required minimum distribution from an Individual Retirement Account if such requirement is waived by regulation or legislation (“waived RMD reinvestment”), provided that the self-clearing broker-dealer firm has specific language in this prospectus to such effect. If a self-clearing firm does not have their own policies listed in the prospectus, rollovers, refunded 529 expenses and waived RMD reinvestments are not available without a sales charge. Firm specific language is located in the appendix to the prospectus. A self-clearing broker-dealer firm is a firm that holds some or all of the assets in your account, executes trades for the assets held on its platform internally rather than through the fund’s transfer agent or a third-party clearing firm and provides account statements and tax reporting to you. The largest broker-dealer firms are typically self-clearing. For all other broker-dealer firms, shares purchased through a rollover, refunded 529 expense or a waived RMD reinvestment are available at net asset value.

For accounts held with the fund’s transfer agent, purchases of shares through rollovers, refunded 529 expenses and waived RMD reinvestments are not subject to sales charges. If you have any questions, ask your financial professional whether Class A or 529-A shares purchased through these policies are available without a sales charge.

Recontributions or waived RMD investments distributed from Class 529-C or Class C shares will be reinvested in the same share class from which the distribution was made. In addition, any contingent deferred sales charge paid on Class 529-A/Class A and Class 529-C/Class C share distributions under these policies will be credited to your account when reinvested.

Waivers of all or a portion of the contingent deferred sales charge on Class C and 529-C shares and the sales charge on Class A and 529-A shares will be granted for transactions requested by financial intermediaries as a result of (i) pending or anticipated regulatory matters that require investor accounts to be moved to a different share class or (ii) conversions of IRAs from brokerage to advisory accounts investing in Class F shares in cases where new investments in brokerage IRA accounts have been restricted by the intermediary.

Rollovers from CollegeAmerica to Roth IRAs Proceeds of a CollegeAmerica plan account may be rolled over in a direct trustee-to-trustee transfer to the plan beneficiary’s Capital Bank and Trust Roth IRA and invested in Class A shares without a sales charge, provided that such rollover is intended to satisfy the requirements of the Internal Revenue Code. If you hold 529-A shares through a financial intermediary their policies may differ.

Rollovers from retirement plans to IRAs Assets from retirement plans may be invested in Class A, C or F shares through an IRA rollover, subject to the other provisions of this prospectus. Class C shares are not available if the assets are being rolled over from investments held in American Funds Recordkeeper Direct and PlanPremier retirement plan recordkeeping programs.

Rollovers to IRAs from retirement plans that are rolled into Class A shares will be subject to applicable sales charges. The following rollovers to Class A shares will be made without a sales charge:

- rollovers to Capital Bank and Trust Company IRAs if the assets were invested in any fund managed by the investment adviser or its affiliates at the time of distribution;
- rollovers to IRAs from 403(b) plans with Capital Bank and Trust Company as custodian; and
- rollovers to Capital Bank and Trust Company IRAs from investments held in American Funds Recordkeeper Direct and PlanPremier retirement plan recordkeeping programs.

IRA rollover assets that roll over without a sales charge as described above will not be subject to a contingent deferred sales charge, and investment dealers will be compensated solely with an annual service fee that begins to accrue immediately. All other rollovers invested in Class A shares, as well as future contributions to the IRA, will be subject to sales charges and to the terms and conditions generally applicable to Class A share investments as described in this prospectus and in the statement of additional information.

Purchases by SEP plans and SIMPLE IRA plans Participant accounts in a Simplified Employee Pension (SEP) plan or a Savings Incentive Match Plan for Employees of Small Employers IRA (SIMPLE IRA) will be aggregated at the plan level for Class A sales charge purposes if an employer adopts a prototype plan produced by American Funds Distributors or (a) the employer or plan sponsor submits all contributions for all participating employees in a single contribution transmittal or the contributions are identified as related to the same plan; (b) each transmittal is accompanied by checks or wire transfers and generally must be submitted through the transfer agent's automated contribution system if held on the fund's books; and (c) if the fund is expected to carry separate accounts in the name of each plan participant and (i) the employer or plan sponsor notifies the funds' transfer agent or the intermediary holding the account that the separate accounts of all plan participants should be linked and (ii) all new participant accounts are established by submitting the appropriate documentation on behalf of each new participant. Participant accounts in a SEP or SIMPLE plan that are eligible to aggregate their assets at the plan level may not also aggregate the assets with their individual accounts.

Purchases by certain 403(b) plans A 403(b) plan may not invest in American Funds Class A or C shares unless such plan was invested in Class A or C shares before January 1, 2009.

Participant accounts of a 403(b) plan that invested in American Funds Class A or C shares and were treated as an individual-type plan for sales charge purposes before January 1, 2009, may continue to be treated as accounts of an individual-type plan for sales charge purposes. Participant accounts of a 403(b) plan that invested in American Funds Class A or C shares and were treated as an employer-sponsored plan for sales charge purposes before January 1, 2009, may continue to be treated as accounts of an employer-sponsored plan for sales charge purposes. Participant accounts of a 403(b) plan that was established on or after January 1, 2009, are treated as accounts of an employer-sponsored plan for sales charge purposes.

Moving between accounts American Funds investments by certain account types may be moved to other account types without incurring additional Class A sales charges. These transactions include:

- redemption proceeds from a non-retirement account (for example, a joint tenant account) used to purchase fund shares in an IRA or other individual-type retirement account;
- required minimum distributions from an IRA or other individual-type retirement account used to purchase fund shares in a non-retirement account; and
- death distributions paid to a beneficiary's account that are used by the beneficiary to purchase fund shares in a different account.

These privileges are generally available only if your account is held directly with the fund's transfer agent or if the financial intermediary holding your account has the systems, policies and procedures to support providing the privileges on its systems. Investors should consult their financial intermediary for further information.

Plans of distribution Each fund has plans of distribution, or “12b-1 plans,” for certain share classes under which it may finance activities intended primarily to sell shares, provided that the categories of expenses are approved in advance by the series’ board of trustees. The plans provide for payments, based on annualized percentages of average daily net assets, of:

Up to:	Share class(es)
0.30%	Class A shares
0.50%	Class T, F-1, 529-A, 529-T, 529-F-1, ABLE-A and R-4 shares
0.75%	Class 529-E and R-3 shares
0.85%	Class R-2E shares
1.00%	Class C, 529-C, R-1 and R-2 shares

For all share classes indicated above, up to .25% may be used to pay service fees to qualified dealers for providing certain shareholder services. The amount remaining for each share class, if any, may be used for distribution expenses.

The 12b-1 fees paid by each applicable share class of the fund, as a percentage of average net assets for the most recent fiscal year, are indicated in the Annual Fund Operating Expenses table under “Fees and expenses of the fund” in this prospectus. Since these fees are paid out of the fund’s assets on an ongoing basis, over time they may cost you more than paying other types of sales charges or service fees and reduce the return on your investment. The higher fees for Class C shares may cost you more over time than paying the initial sales charge for Class A or T shares.

Other compensation to dealers American Funds Distributors, at its expense, provides additional compensation to investment dealers. These payments may be made, at the discretion of American Funds Distributors, to no more than the top 60 dealers (or their affiliates) with which it has a substantive distribution relationship involving the sale of American Funds. The amount will be determined using a formula applied consistently to dealers based on their assets under management. The level of payments made to a qualifying firm under the formula will not exceed .035% of eligible American Funds assets attributable to that dealer. Eligible assets are all American Funds assets other than Class R shares, Class F-3 shares, Class F shares held in IRAs and shares held in certain retirement accounts. Dealers may direct American Funds Distributors to exclude additional assets. In addition to the asset-based payment, American Funds Distributors provides \$5 million to certain firms based on their engagement with American Funds Distributors and the level of American Funds assets under management at each such firm to recognize the commitment each of those firms has made to collaborating with American Funds Distributors on achieving advisor training and education objectives. In 2022, American Funds Distributors paid this amount to the following firms:

Edward Jones	Morgan Stanley Wealth Management
LPL Financial LLC	Raymond James Group
Merrill Lynch, Pierce, Fenner & Smith	Wells Fargo Advisors

American Funds Distributors compensates the firms to support various efforts, including, among other things, to:

- help defray the costs incurred by qualifying dealers in connection with efforts to educate financial professionals about American Funds so that they can make recommendations and provide services that are suitable and meet shareholder needs;
- help defray the costs associated with the dealer firms’ provision of account related services and activities and support the dealer firms’ distribution activities; and
- support meetings, conferences or other training and educational events hosted by the firm, and obtain relevant data regarding financial professional activities to facilitate American Funds Distributors’ training and education activities.

American Funds Distributors will, on an annual basis, determine the advisability of continuing these payments. Firms receiving additional compensation payments must sign a letter acknowledging the purpose of the payment and generally requiring the firms to (1) perform the due diligence necessary to include American Funds on their platform, (2) not provide financial professionals, branch managers or associated persons with any financial incentives to promote the sales of one approved fund group over another approved group, (3) provide opportunities for their clients to obtain individualized advice, (4) provide American Funds Distributors broad access to their financial professionals and product platforms and work together on mutual business objectives, and (5) work with the fund’s transfer agent to promote operational efficiencies and to facilitate necessary communication between American Funds and the firm’s clients who own shares of American Funds.

Separately, American Funds Distributors has identified certain firms that provide a self-directed platform for the public as well as clearing, custody and recordkeeping services for certain other intermediaries. In lieu of the formula described above, these firms receive up to .018% of assets under administration (excluding assets where the firm acts as a fiduciary and Class R shares). Firms may direct American Funds Distributors to exclude additional assets.

In addition to compensation through the formulas described above, American Funds Distributors makes payments to certain financial intermediaries for client account maintenance support, statement preparation, and transaction processing. These payments are based on the average daily net asset value of fund shares held by the intermediary and are in addition to any amounts paid by the fund.

American Funds Distributors also provides compensation for, among other things, data (including fees to obtain information on financial professionals to better tailor training and education opportunities), operational improvements, support for transaction fees, technology enhancements and specific training, education and marketing opportunities. The largest payments by American Funds Distributors in 2022 for these services are listed below. In addition to the payments listed below, American Funds Distributors made payments to other firms, and in no case did any such payment exceed \$100,000.

Cetera	\$125,000
Fidelity Investments	\$2,020,000
Lincoln Network	\$130,000
LPL Financial LLC	\$2,230,000
Morgan Stanley Wealth Management	\$1,150,000
Principal Life Insurance Company	\$200,000
UBS Financial Services Inc.	\$330,000
Wells Fargo Advisors	\$450,000

American Funds Distributors also pays expenses associated with meetings and other training and educational opportunities conducted by selling dealers, advisory platform providers and other intermediaries to facilitate educating financial professionals and shareholders about American Funds.

American Funds Distributors pays the recordkeepers listed below up to \$1.5 million annually for product services, platform consideration, participation at recordkeeper-sponsored events and co-branding and other marketing services. The amount of the payment is based on the level of services and the access provided by the recordkeeper.

Empower (Great West Life & Annuity Insurance Company)	Nationwide
John Hancock	Transamerica

If investment advisers, distributors or other affiliates of mutual funds pay additional compensation or other incentives to investment dealers in differing amounts, dealer firms and their financial professionals may have financial incentives for recommending a particular mutual fund over other mutual funds or investments, creating a potential conflict of interest. You should consult with your financial professional and review carefully any disclosure by your financial professional's firm as to compensation received.

Fund expenses To the extent a fund invests in underlying American Funds, it will invest in Class R-6 shares of the underlying American Funds. To the extent a fund invests in underlying Capital Group ETFs, it will invest in shares of the underlying Capital Group ETFs, which have only a single share class. Accordingly, fees and expenses of the underlying funds reflect current expenses of the Class R-6 shares of the underlying American Funds and of the single share class of the underlying Capital Group ETFs.

In periods of market volatility, assets of the fund may decline significantly, causing total annual fund operating expenses (as a percentage of the value of your investment) to become higher than the numbers shown in the Annual Fund Operating Expenses tables under “Fees and expenses of the fund” in this prospectus.

The “Other expenses” items in the Annual Fund Operating Expenses tables in this prospectus also include custodial, legal and transfer agent (and, if applicable, subtransfer agent/recordkeeping) payments and various other expenses applicable to all share classes.

Subtransfer agency and recordkeeping fees Subtransfer agent/recordkeeping payments may be made to third parties (including affiliates of the fund’s investment adviser) that provide subtransfer agent, recordkeeping and/or shareholder services with respect to certain shareholder accounts in lieu of the transfer agent providing such services. The amount paid for subtransfer agent/recordkeeping services varies depending on the share class and services provided, and typically ranges from \$3 to \$18 per account. Although Class F-3 and Class 529-F-3 shares are not subject to any subtransfer agency or recordkeeping fees, Class F-1 and F-2 shares (and the corresponding Class 529 and Class ABLE shares) are subject to subtransfer agency fees of up to .12% of fund assets.

For employer-sponsored retirement plans, the amount paid for subtransfer agent/recordkeeping services varies depending on the share class selected. The table below shows the maximum payments to entities providing these services to retirement plans.

	Payments
Class A	0.10% of assets
Class R-1	0.10% of assets
Class R-2	0.35% of assets
Class R-2E	0.20% of assets
Class R-3	0.15% of assets
Class R-4	0.10% of assets
Class R-5E	0.15% of assets
Class R-5	0.05% of assets
Class R-6	none

Fee to Virginia529 For Class 529 and ABLE shares, an expense of up to a maximum of .09% paid to a state or states for oversight and administrative services is included as an “Other expenses” item.

Financial highlights The Financial Highlights tables are intended to help you understand the fund's results for the past five fiscal years (or, if shorter, the period of operations). Certain information reflects financial results for a single share of a particular class. The total returns in the tables represent the rate that an investor would have earned or lost on an investment in the fund (assuming reinvestment of all dividends and capital gain distributions). Where indicated, figures in the tables reflect the impact, if any, of certain waivers/reimbursements from Capital Research and Management Company. For more information about these waivers/reimbursements, see the fund's statement of additional information and annual report. The information in the Financial Highlights table has been audited by Deloitte & Touche LLP, whose current reports, along with the fund's financial statements, are included in the statement of additional information for the fund, which is available upon request.

American Funds Global Growth Portfolio

Year ended	Net asset value, beginning of year	Income (loss) from investment operations ¹			Dividends and distributions			Net asset value, end of year	Total return ^{2,3}	Net assets, end of year (in millions)	Ratio of expenses to average net assets before waivers/reimbursements ⁴	Ratio of expenses to average net assets after waivers/reimbursements ^{3,4}	Net effective expense ratio ^{3,5}	Ratio of net income (loss) to average net assets ³
		Net investment income (loss)	Net gains (losses) on securities (both realized and unrealized)	Total from investment operations	Dividends (from net investment income)	Distributions (from capital gains)	Total dividends and distributions							
Class A:														
10/31/2023	\$17.43	\$.14	\$1.62	\$1.76	\$(.14)	\$(1.19)	\$(1.33)	\$17.86	10.74%	\$2,635	.37%	.37%	.81%	.75%
10/31/2022	25.43	.12	(7.31)	(7.19)	(.10)	(.71)	(.81)	17.43	(29.17)	2,449	.36	.36	.80	.57
10/31/2021	18.70	.06	6.84	6.90	(.06)	(.11)	(.17)	25.43	37.07	3,473	.37	.37	.80	.25
10/31/2020	17.19	.14	2.24	2.38	(.16)	(.71)	(.87)	18.70	14.09	2,294	.38	.38	.82	.83
10/31/2019	16.01	.17	1.82	1.99	(.16)	(.65)	(.81)	17.19	13.55	2,042	.40	.40	.83	1.04
Class C:														
10/31/2023	16.92	– ⁶	1.59	1.59	–	(1.19)	(1.19)	17.32	9.97	317	1.13	1.13	1.57	.02
10/31/2022	24.81	(.03)	(7.15)	(7.18)	–	(.71)	(.71)	16.92	(29.77)	328	1.12	1.12	1.56	(.17)
10/31/2021	18.33	(.11)	6.70	6.59	–	(.11)	(.11)	24.81	36.07	522	1.10	1.10	1.53	(.47)
10/31/2020	16.87	.02	2.18	2.20	(.03)	(.71)	(.74)	18.33	13.25	402	1.13	1.13	1.57	.10
10/31/2019	15.71	.05	1.81	1.86	(.05)	(.65)	(.70)	16.87	12.74	384	1.15	1.15	1.58	.31
Class T:														
10/31/2023	17.47	.20	1.62	1.82	(.19)	(1.19)	(1.38)	17.91	11.10 ⁷	– ⁸	.09 ⁷	.09 ⁷	.53 ⁷	1.07 ⁷
10/31/2022	25.49	.17	(7.32)	(7.15)	(.16)	(.71)	(.87)	17.47	(29.02) ⁷	– ⁸	.11 ⁷	.11 ⁷	.55 ⁷	.84 ⁷
10/31/2021	18.74	.12	6.84	6.96	(.10)	(.11)	(.21)	25.49	37.36 ⁷	– ⁸	.13 ⁷	.13 ⁷	.56 ⁷	.50 ⁷
10/31/2020	17.22	.19	2.24	2.43	(.20)	(.71)	(.91)	18.74	14.39 ⁷	– ⁸	.14 ⁷	.14 ⁷	.58 ⁷	1.11 ⁷
10/31/2019	16.04	.22	1.82	2.04	(.21)	(.65)	(.86)	17.22	13.87 ⁷	– ⁸	.15 ⁷	.15 ⁷	.58 ⁷	1.35 ⁷
Class F-1:														
10/31/2023	17.45	.14	1.63	1.77	(.13)	(1.19)	(1.32)	17.90	10.78	45	.38	.38	.82	.78
10/31/2022	25.47	.12	(7.34)	(7.22)	(.09)	(.71)	(.80)	17.45	(29.23)	49	.39	.39	.83	.58
10/31/2021	18.73	.08	6.83	6.91	(.06)	(.11)	(.17)	25.47	37.05	78	.38	.38	.81	.34
10/31/2020	17.21	.14	2.25	2.39	(.16)	(.71)	(.87)	18.73	14.14	90	.38	.38	.82	.83
10/31/2019	16.02	.17	1.83	2.00	(.16)	(.65)	(.81)	17.21	13.59	82	.40	.40	.83	1.07
Class F-2:														
10/31/2023	17.52	.19	1.63	1.82	(.18)	(1.19)	(1.37)	17.97	11.09	514	.12	.12	.56	1.02
10/31/2022	25.58	.18	(7.37)	(7.19)	(.16)	(.71)	(.87)	17.52	(29.06)	485	.12	.12	.56	.85
10/31/2021	18.79	.12	6.88	7.00	(.10)	(.11)	(.21)	25.58	37.50	795	.11	.11	.54	.49
10/31/2020	17.27	.19	2.24	2.43	(.20)	(.71)	(.91)	18.79	14.36	464	.12	.12	.56	1.10
10/31/2019	16.08	.22	1.83	2.05	(.21)	(.65)	(.86)	17.27	13.89	422	.14	.14	.57	1.34
Class F-3:														
10/31/2023	17.50	.21	1.62	1.83	(.21)	(1.19)	(1.40)	17.93	11.15	204	.01	.01	.45	1.14
10/31/2022	25.54	.18	(7.32)	(7.14)	(.19)	(.71)	(.90)	17.50	(28.96)	197	.01	.01	.45	.90
10/31/2021	18.76	.14	6.87	7.01	(.12)	(.11)	(.23)	25.54	37.62	254	.01	.01	.44	.58
10/31/2020	17.24	.17	2.28	2.45	(.22)	(.71)	(.93)	18.76	14.51	142	.02	.02	.46	.98
10/31/2019	16.06	.23	1.83	2.06	(.23)	(.65)	(.88)	17.24	13.98	74	.02	.02	.45	1.41
Class 529-A:														
10/31/2023	17.38	.13	1.62	1.75	(.13)	(1.19)	(1.32)	17.81	10.73	595	.42	.42	.86	.70
10/31/2022	25.38	.11	(7.30)	(7.19)	(.10)	(.71)	(.81)	17.38	(29.24)	523	.40	.40	.84	.52
10/31/2021	18.66	.05	6.84	6.89	(.06)	(.11)	(.17)	25.38	37.08	699	.40	.40	.83	.22
10/31/2020	17.16	.13	2.23	2.36	(.15)	(.71)	(.86)	18.66	14.03	449	.42	.42	.86	.75
10/31/2019	15.98	.16	1.83	1.99	(.16)	(.65)	(.81)	17.16	13.56	346	.44	.44	.87	.99
Class 529-C:														
10/31/2023	16.92	(.01)	1.58	1.57	–	(1.19)	(1.19)	17.30	9.84	31	1.19	1.19	1.63	(.03)
10/31/2022	24.80	(.04)	(7.13)	(7.17)	–	(.71)	(.71)	16.92	(29.74)	34	1.16	1.16	1.60	(.20)
10/31/2021	18.33	(.12)	6.70	6.58	–	(.11)	(.11)	24.80	36.02	59	1.15	1.15	1.58	(.52)
10/31/2020	16.87	.03	2.16	2.19	(.02)	(.71)	(.73)	18.33	13.17	47	1.19	1.19	1.63	.19
10/31/2019	15.71	.04	1.80	1.84	(.03)	(.65)	(.68)	16.87	12.64	79	1.21	1.21	1.64	.27
Class 529-E:														
10/31/2023	17.26	.09	1.60	1.69	(.09)	(1.19)	(1.28)	17.67	10.41	18	.64	.64	1.08	.48
10/31/2022	25.20	.06	(7.25)	(7.19)	(.04)	(.71)	(.75)	17.26	(29.37)	16	.63	.63	1.07	.30
10/31/2021	18.54	– ⁶	6.78	6.78	(.01)	(.11)	(.12)	25.20	36.73	22	.62	.62	1.05	– ⁹
10/31/2020	17.06	.10	2.21	2.31	(.12)	(.71)	(.83)	18.54	13.78	15	.63	.63	1.07	.58
10/31/2019	15.89	.13	1.82	1.95	(.13)	(.65)	(.78)	17.06	13.30	13	.65	.65	1.08	.80

Year ended	Net asset value, beginning of year	Income (loss) from investment operations ¹			Dividends and distributions			Net asset value, end of year	Total return ^{2,3}	Net assets, end of year (in millions)	Ratio of expenses to average net assets before waivers/reimbursements ⁴	Ratio of expenses to average net assets after waivers/reimbursements ^{3,4}	Net effective expense ratio ^{3,5}	Ratio of net income (loss) to average net assets ³
		Net investment income (loss)	Net gains (losses) on securities (both realized and unrealized)	Total from investment operations	Dividends (from net investment income)	Distributions (from capital gains)	Total dividends and distributions							
Class S29-T:														
10/31/2023	\$17.46	\$.18	\$1.63	\$1.81	\$(.18)	\$(1.19)	\$(1.37)	\$17.90	11.04% ⁷	\$- ⁸	.16% ⁷	.16% ⁷	.60% ⁷	.96% ⁷
10/31/2022	25.48	.16	(7.32)	(7.16)	(.15)	(.71)	(.86)	17.46	(29.07) ⁷	- ⁸	.16 ⁷	.16 ⁷	.60 ⁷	.78 ⁷
10/31/2021	18.73	.10	6.85	6.95	(.09)	(.11)	(.20)	25.48	37.32 ⁷	- ⁸	.18 ⁷	.18 ⁷	.61 ⁷	.44 ⁷
10/31/2020	17.21	.18	2.24	2.42	(.19)	(.71)	(.90)	18.73	14.36 ⁷	- ⁸	.19 ⁷	.19 ⁷	.63 ⁷	1.02 ⁷
10/31/2019	16.03	.21	1.82	2.03	(.20)	(.65)	(.85)	17.21	13.80 ⁷	- ⁸	.19 ⁷	.19 ⁷	.62 ⁷	1.27 ⁷
Class S29-F-1:														
10/31/2023	17.46	.17	1.62	1.79	(.17)	(1.19)	(1.36)	17.89	10.94 ⁷	- ⁸	.19 ⁷	.19 ⁷	.63 ⁷	.92 ⁷
10/31/2022	25.48	.15	(7.32)	(7.17)	(.14)	(.71)	(.85)	17.46	(29.07) ⁷	- ⁸	.20 ⁷	.20 ⁷	.64 ⁷	.73 ⁷
10/31/2021	18.75	.10	6.86	6.96	(.12)	(.11)	(.23)	25.48	37.32 ⁷	- ⁸	.19 ⁷	.19 ⁷	.62 ⁷	.43 ⁷
10/31/2020	17.23	.17	2.25	2.42	(.19)	(.71)	(.90)	18.75	14.35 ⁷	- ⁸	.18 ⁷	.18 ⁷	.62 ⁷	.97 ⁷
10/31/2019	16.06	.19	1.83	2.02	(.20)	(.65)	(.85)	17.23	13.75	40	.20	.20	.63	1.18
Class S29-F-2:														
10/31/2023	17.43	.18	1.62	1.80	(.18)	(1.19)	(1.37)	17.86	11.06	113	.11	.11	.55	.98
10/31/2022	25.44	.15	(7.30)	(7.15)	(.15)	(.71)	(.86)	17.43	(29.05)	91	.13	.13	.57	.76
10/31/2021	18.70	.10	6.85	6.95	(.10)	(.11)	(.21)	25.44	37.36	106	.17	.17	.60	.43
10/31/2020 ^{10,11}	18.70	-	-	-	-	-	-	18.70	-	56	-	-	-	-
Class S29-F-3:														
10/31/2023	17.43	.19	1.62	1.81	(.19)	(1.19)	(1.38)	17.86	11.11	- ⁸	.08	.08	.52	1.04
10/31/2022	25.44	.17	(7.30)	(7.13)	(.17)	(.71)	(.88)	17.43	(29.00)	- ⁸	.08	.08	.52	.86
10/31/2021	18.70	.19	6.78	6.97	(.12)	(.11)	(.23)	25.44	37.51	- ⁸	.11	.07	.50	.79
10/31/2020 ^{10,11}	18.70	-	-	-	-	-	-	18.70	-	- ⁸	-	-	-	-
Class ABLE-A:														
10/31/2023	17.35	.15	1.63	1.78	(.16)	(1.19)	(1.35)	17.78	10.93	3	.31	.25	.69	.80
10/31/2022	25.34	.12	(7.26)	(7.14)	(.14)	(.71)	(.85)	17.35	(29.13)	2	.30	.24	.68	.62
10/31/2021	18.60	.09	6.83	6.92	(.07)	(.11)	(.18)	25.34	37.37	2	.24	.18	.61	.40
10/31/2020	17.12	.11	2.26	2.37	(.18)	(.71)	(.89)	18.60	14.11	1	.42	.35	.79	.63
10/31/2019	16.00	.09	1.90	1.99	(.22)	(.65)	(.87)	17.12	13.57	1	.43	.36	.79	.56
Class ABLE-F-2:														
10/31/2023	17.44	.17	1.64	1.81	(.19)	(1.19)	(1.38)	17.87	11.08	- ⁸	.13	.07	.51	.91
10/31/2022	25.44	.14	(7.26)	(7.12)	(.17)	(.71)	(.88)	17.44	(28.96)	- ⁸	.12	.06	.50	.70
10/31/2021	18.70	.10	6.87	6.97	(.12)	(.11)	(.23)	25.44	37.51	- ⁸	.12	.05	.48	.40
10/31/2020 ^{10,11}	18.70	-	-	-	-	-	-	18.70	-	- ⁸	-	-	-	-
Class R-1:														
10/31/2023	17.04	.02	1.61	1.63	-	(1.19)	(1.19)	17.48	10.14	4	.98	.98	1.42	.12
10/31/2022	24.95	(.01)	(7.19)	(7.20)	-	(.71)	(.71)	17.04	(29.68)	4	1.02	1.02	1.46	(.07)
10/31/2021	18.42	(.09)	6.73	6.64	-	(.11)	(.11)	24.95	36.17	6	1.02	1.02	1.45	(.38)
10/31/2020	16.95	.03	2.20	2.23	(.05)	(.71)	(.76)	18.42	13.37	5	1.06	1.06	1.50	.16
10/31/2019	15.78	.05	1.82	1.87	(.05)	(.65)	(.70)	16.95	12.74	5	1.10	1.10	1.53	.32
Class R-2:														
10/31/2023	16.87	.01	1.57	1.58	-	(1.19)	(1.19)	17.26	9.94	98	1.10	1.10	1.54	.03
10/31/2022	24.72	(.03)	(7.11)	(7.14)	-	(.71)	(.71)	16.87	(29.71)	92	1.10	1.10	1.54	(.16)
10/31/2021	18.26	(.11)	6.68	6.57	-	(.11)	(.11)	24.72	36.10	134	1.10	1.10	1.53	(.47)
10/31/2020	16.82	.02	2.18	2.20	(.05)	(.71)	(.76)	18.26	13.27	98	1.11	1.11	1.55	.11
10/31/2019	15.67	.05	1.80	1.85	(.05)	(.65)	(.70)	16.82	12.72	89	1.12	1.12	1.55	.33
Class R-2E:														
10/31/2023	17.17	.05	1.61	1.66	(.06)	(1.19)	(1.25)	17.58	10.25	5	.81	.81	1.25	.30
10/31/2022	25.09	.02	(7.22)	(7.20)	(.01)	(.71)	(.72)	17.17	(29.52)	5	.82	.82	1.26	.10
10/31/2021	18.48	(.03)	6.75	6.72	-	(.11)	(.11)	25.09	36.49	7	.82	.82	1.25	(.15)
10/31/2020	16.99	.06	2.21	2.27	(.07)	(.71)	(.78)	18.48	13.57	6	.82	.82	1.26	.33
10/31/2019	15.86	.10	1.82	1.92	(.14)	(.65)	(.79)	16.99	13.13	5	.83	.83	1.26	.60
Class R-3:														
10/31/2023	17.25	.08	1.61	1.69	(.08)	(1.19)	(1.27)	17.67	10.46	79	.65	.65	1.09	.45
10/31/2022	25.19	.06	(7.25)	(7.19)	(.04)	(.71)	(.75)	17.25	(29.40)	68	.65	.65	1.09	.28
10/31/2021	18.53	(.01)	6.79	6.78	(.01)	(.11)	(.12)	25.19	36.73	94	.65	.65	1.08	(.03)
10/31/2020	17.05	.09	2.21	2.30	(.11)	(.71)	(.82)	18.53	13.72	62	.67	.67	1.11	.51
10/31/2019	15.88	.12	1.82	1.94	(.12)	(.65)	(.77)	17.05	13.28	52	.67	.67	1.10	.76
Class R-4:														
10/31/2023	17.39	.14	1.62	1.76	(.14)	(1.19)	(1.33)	17.82	10.82	43	.36	.36	.80	.76
10/31/2022	25.39	.12	(7.30)	(7.18)	(.11)	(.71)	(.82)	17.39	(29.20)	38	.33	.33	.77	.58
10/31/2021	18.67	.06	6.84	6.90	(.07)	(.11)	(.18)	25.39	37.12	49	.34	.34	.77	.27
10/31/2020	17.17	.15	2.23	2.38	(.17)	(.71)	(.88)	18.67	14.13	32	.35	.35	.79	.89
10/31/2019	15.99	.17	1.83	2.00	(.17)	(.65)	(.82)	17.17	13.59	24	.37	.37	.80	1.05
Class R-5E:														
10/31/2023	17.40	.16	1.63	1.79	(.18)	(1.19)	(1.37)	17.82	10.98	23	.15	.15	.59	.88
10/31/2022	25.40	.14	(7.27)	(7.13)	(.16)	(.71)	(.87)	17.40	(29.05)	17	.16	.16	.60	.72
10/31/2021	18.67	.10	6.84	6.94	(.10)	(.11)	(.21)	25.40	37.39	18	.15	.15	.58	.44
10/31/2020	17.17	.16	2.25	2.41	(.20)	(.71)	(.91)	18.67	14.31	9	.16	.16	.60	.91
10/31/2019	16.00	.17	1.86	2.03	(.21)	(.65)	(.86)	17.17	13.89	6	.16	.16	.59	1.02

Year ended	Net asset value, beginning of year	Income (loss) from investment operations ¹			Dividends and distributions			Net asset value, end of year	Total return ^{2,3}	Net assets, end of year (in millions)	Ratio of expenses to average net assets before waivers/reimbursements ⁴	Ratio of expenses to average net assets after waivers/reimbursements ^{3,4}	Net effective expense ratio ^{3,5}	Ratio of net income (loss) to average net assets ³
		Net investment income (loss)	Net gains (losses) on securities (both realized and unrealized)	Total from investment operations	Dividends (from net investment income)	Distributions (from capital gains)	Total dividends and distributions							
Class R-5:														
10/31/2023	\$17.63	\$.19	\$1.64	\$1.83	\$(.19)	\$(1.19)	\$(1.38)	\$18.08	11.12%	\$14	.06%	.06%	.50%	1.05%
10/31/2022	25.72	.18	(7.39)	(7.21)	(.17)	(.71)	(.88)	17.63	(28.99)	12	.06	.06	.50	.86
10/31/2021	18.90	.13	6.91	7.04	(.11)	(.11)	(.22)	25.72	37.49	17	.06	.06	.49	.55
10/31/2020	17.36	.20	2.26	2.46	(.21)	(.71)	(.92)	18.90	14.47	11	.07	.07	.51	1.14
10/31/2019	16.16	.23	1.84	2.07	(.22)	(.65)	(.87)	17.36	13.94	9	.08	.08	.51	1.38
Class R-6:														
10/31/2023	17.68	.20	1.65	1.85	(.21)	(1.19)	(1.40)	18.13	11.15	126	.01	.01	.45	1.10
10/31/2022	25.79	.19	(7.40)	(7.21)	(.19)	(.71)	(.90)	17.68	(28.95)	106	.01	.01	.45	.92
10/31/2021	18.94	.14	6.94	7.08	(.12)	(.11)	(.23)	25.79	37.63	146	.01	.01	.44	.60
10/31/2020	17.40	.21	2.26	2.47	(.22)	(.71)	(.93)	18.94	14.49	91	.02	.02	.46	1.18
10/31/2019	16.20	.22	1.85	2.07	(.22)	(.65)	(.87)	17.40	13.98	79	.03	.03	.46	1.36

American Funds Growth Portfolio

Year ended	Net asset value, beginning of year	Income (loss) from investment operations ¹			Dividends and distributions			Net asset value, end of year	Total return ^{2,3}	Net assets, end of year (in millions)	Ratio of expenses to average net assets before waivers/reimbursements ⁴	Ratio of expenses to average net assets after waivers/reimbursements ^{3,4}	Net effective expense ratio ^{3,5}	Ratio of net income (loss) to average net assets ³
		Net investment income (loss)	Net gains (losses) on securities (both realized and unrealized)	Total from investment operations	Dividends (from net investment income)	Distributions (from capital gains)	Total dividends and distributions							
Class A:														
10/31/2023	\$19.25	\$.09	\$ 1.77	\$ 1.86	\$(.06)	\$(1.69)	\$(1.75)	\$19.36	10.73%	\$8,407	.37%	.37%	.75%	.44%
10/31/2022	27.69	.04	(7.57)	(7.53)	(.01)	(.90)	(.91)	19.25	(28.11)	7,384	.36	.36	.73	.16
10/31/2021	20.30	.06	8.12	8.18	(.10)	(.69)	(.79)	27.69	41.12	9,462	.36	.36	.73	.25
10/31/2020	18.76	.14	2.50	2.64	(.16)	(.94)	(1.10)	20.30	14.43	6,049	.38	.38	.74	.71
10/31/2019	17.89	.16	1.70	1.86	(.16)	(.83)	(.99)	18.76	11.42	4,894	.40	.40	.78	.87
Class C:														
10/31/2023	18.60	(.06)	1.72	1.66	–	(1.69)	(1.69)	18.57	9.91	1,006	1.12	1.12	1.50	(.29)
10/31/2022	26.98	(.12)	(7.36)	(7.48)	–	(.90)	(.90)	18.60	(28.67)	1,011	1.11	1.11	1.48	(.58)
10/31/2021	19.86	(.12)	7.93	7.81	–	(.69)	(.69)	26.98	40.02	1,483	1.10	1.10	1.47	(.47)
10/31/2020	18.38	– ⁶	2.45	2.45	(.03)	(.94)	(.97)	19.86	13.62	1,099	1.12	1.12	1.48	– ⁹
10/31/2019	17.54	.03	1.67	1.70	(.03)	(.83)	(.86)	18.38	10.55	990	1.14	1.14	1.52	.14
Class T:														
10/31/2023	19.30	.15	1.77	1.92	(.11)	(1.69)	(1.80)	19.42	11.08 ⁷	– ⁸	.09 ⁷	.09 ⁷	.47 ⁷	.76 ⁷
10/31/2022	27.74	.10	(7.58)	(7.48)	(.06)	(.90)	(.96)	19.30	(27.91) ⁷	– ⁸	.10 ⁷	.10 ⁷	.47 ⁷	.44 ⁷
10/31/2021	20.34	.13	8.11	8.24	(.15)	(.69)	(.84)	27.74	41.37 ⁷	– ⁸	.13 ⁷	.13 ⁷	.50 ⁷	.50 ⁷
10/31/2020	18.78	.20	2.51	2.71	(.21)	(.94)	(1.15)	20.34	14.79 ⁷	– ⁸	.13 ⁷	.13 ⁷	.49 ⁷	1.03 ⁷
10/31/2019	17.92	.21	1.68	1.89	(.20)	(.83)	(1.03)	18.78	11.66 ⁷	– ⁸	.14 ⁷	.14 ⁷	.52 ⁷	1.19 ⁷
Class F-1:														
10/31/2023	19.25	.09	1.78	1.87	(.05)	(1.69)	(1.74)	19.38	10.75	91	.37	.37	.75	.45
10/31/2022	27.68	.03	(7.56)	(7.53)	–	(.90)	(.90)	19.25	(28.11)	95	.38	.38	.75	.15
10/31/2021	20.30	.08	8.09	8.17	(.10)	(.69)	(.79)	27.68	41.05	127	.37	.37	.74	.31
10/31/2020	18.75	.14	2.51	2.65	(.16)	(.94)	(1.10)	20.30	14.48	115	.38	.38	.74	.73
10/31/2019	17.88	.16	1.70	1.86	(.16)	(.83)	(.99)	18.75	11.40	101	.39	.39	.77	.92
Class F-2:														
10/31/2023	19.38	.14	1.78	1.92	(.11)	(1.69)	(1.80)	19.50	11.01	1,064	.11	.11	.49	.71
10/31/2022	27.86	.09	(7.60)	(7.51)	(.07)	(.90)	(.97)	19.38	(27.92)	967	.12	.12	.49	.41
10/31/2021	20.42	.12	8.16	8.28	(.15)	(.69)	(.84)	27.86	41.43	1,287	.11	.11	.48	.49
10/31/2020	18.86	.18	2.53	2.71	(.21)	(.94)	(1.15)	20.42	14.74	779	.12	.12	.48	.96
10/31/2019	17.98	.20	1.71	1.91	(.20)	(.83)	(1.03)	18.86	11.73	614	.12	.12	.50	1.12
Class F-3:														
10/31/2023	19.35	.17	1.76	1.93	(.13)	(1.69)	(1.82)	19.46	11.12	223	.01	.01	.39	.85
10/31/2022	27.81	.11	(7.58)	(7.47)	(.09)	(.90)	(.99)	19.35	(27.84)	237	.01	.01	.38	.51
10/31/2021	20.38	.14	8.15	8.29	(.17)	(.69)	(.86)	27.81	41.58	290	.01	.01	.38	.55
10/31/2020	18.82	.20	2.53	2.73	(.23)	(.94)	(1.17)	20.38	14.89	161	.01	.01	.37	1.06
10/31/2019	17.95	.21	1.71	1.92	(.22)	(.83)	(1.05)	18.82	11.81	125	.02	.02	.40	1.16
Class 529-A:														
10/31/2023	19.21	.08	1.77	1.85	(.05)	(1.69)	(1.74)	19.32	10.70	1,876	.41	.41	.79	.39
10/31/2022	27.63	.03	(7.55)	(7.52)	– ⁶	(.90)	(.90)	19.21	(28.12)	1,604	.40	.40	.77	.12
10/31/2021	20.26	.05	8.11	8.16	(.10)	(.69)	(.79)	27.63	41.07	2,002	.39	.39	.76	.21
10/31/2020	18.73	.12	2.51	2.63	(.16)	(.94)	(1.10)	20.26	14.37	1,253	.42	.42	.78	.64
10/31/2019	17.87	.15	1.69	1.84	(.15)	(.83)	(.98)	18.73	11.33	912	.44	.44	.82	.82
Class 529-C:														
10/31/2023	18.57	(.07)	1.72	1.65	–	(1.69)	(1.69)	18.53	9.87	98	1.18	1.18	1.56	(.35)
10/31/2022	26.94	(.13)	(7.34)	(7.47)	–	(.90)	(.90)	18.57	(28.67)	101	1.16	1.16	1.53	(.62)
10/31/2021	19.84	(.12)	7.91	7.79	–	(.69)	(.69)	26.94	39.96	156	1.14	1.14	1.51	(.51)
10/31/2020	18.36	.02	2.41	2.43	(.01)	(.94)	(.95)	19.84	13.53	127	1.18	1.18	1.54	.08
10/31/2019	17.51	.02	1.67	1.69	(.01)	(.83)	(.84)	18.36	10.51	196	1.19	1.19	1.57	.11
Class 529-E:														
10/31/2023	18.99	.03	1.76	1.79	(.01)	(1.69)	(1.70)	19.08	10.47	69	.63	.63	1.01	.18
10/31/2022	27.39	(.02)	(7.48)	(7.50)	–	(.90)	(.90)	18.99	(28.30)	59	.61	.61	.98	(.09)
10/31/2021	20.10	(.01)	8.04	8.03	(.05)	(.69)	(.74)	27.39	40.74	74	.61	.61	.98	(.02)
10/31/2020	18.59	.09	2.48	2.57	(.12)	(.94)	(1.06)	20.10	14.16	46	.63	.63	.99	.48
10/31/2019	17.73	.11	1.69	1.80	(.11)	(.83)	(.94)	18.59	11.15	39	.64	.64	1.02	.63
Class 529-T:														
10/31/2023	19.29	.13	1.77	1.90	(.10)	(1.69)	(1.79)	19.40	10.96 ⁷	– ⁸	.16 ⁷	.16 ⁷	.54 ⁷	.66 ⁷
10/31/2022	27.73	.08	(7.57)	(7.49)	(.05)	(.90)	(.95)	19.29	(27.96) ⁷	– ⁸	.15 ⁷	.15 ⁷	.52 ⁷	.38 ⁷
10/31/2021	20.33	.11	8.12	8.23	(.14)	(.69)	(.83)	27.73	41.33 ⁷	– ⁸	.17 ⁷	.17 ⁷	.54 ⁷	.44 ⁷
10/31/2020	18.78	.18	2.51	2.69	(.20)	(.94)	(1.14)	20.33	14.69 ⁷	– ⁸	.18 ⁷	.18 ⁷	.54 ⁷	.94 ⁷
10/31/2019	17.91	.20	1.69	1.89	(.19)	(.83)	(1.02)	18.78	11.64 ⁷	– ⁸	.18 ⁷	.18 ⁷	.56 ⁷	1.12 ⁷
Class 529-F-1:														
10/31/2023	19.31	.12	1.78	1.90	(.09)	(1.69)	(1.78)	19.43	10.96 ⁷	– ⁸	.19 ⁷	.19 ⁷	.57 ⁷	.62 ⁷
10/31/2022	27.76	.08	(7.58)	(7.50)	(.05)	(.90)	(.95)	19.31	(27.97) ⁷	– ⁸	.20 ⁷	.20 ⁷	.57 ⁷	.34 ⁷
10/31/2021	20.37	.10	8.14	8.24	(.16)	(.69)	(.85)	27.76	41.34 ⁷	– ⁸	.18 ⁷	.18 ⁷	.55 ⁷	.41 ⁷
10/31/2020	18.82	.17	2.52	2.69	(.20)	(.94)	(1.14)	20.37	14.67 ⁷	– ⁸	.18 ⁷	.18 ⁷	.54 ⁷	.89 ⁷
10/31/2019	17.95	.18	1.71	1.89	(.19)	(.83)	(1.02)	18.82	11.62	115	.19	.19	.57	1.02

Year ended	Net asset value, beginning of year	Income (loss) from investment operations ¹			Dividends and distributions			Net asset value, end of year	Total return ^{2,3}	Net assets, end of year (in millions)	Ratio of expenses to average net assets before waivers/reimbursements ⁴	Ratio of expenses to average net assets after waivers/reimbursements ^{3,4}	Net effective expense ratio ^{3,5}	Ratio of net income (loss) to average net assets ³
		Net investment income (loss)	Net gains (losses) on securities (both realized and unrealized)	Total from investment operations	Dividends (from net investment income)	Distributions (from capital gains)	Total dividends and distributions							
Class S29-F-2:														
10/31/2023	\$19.26	\$.13	\$1.78	\$1.91	\$(.11)	\$(1.69)	\$(1.80)	\$19.37	11.02%	\$289	.12%	.12%	.50%	.68%
10/31/2022	27.69	.09	(7.56)	(7.47)	(.06)	(.90)	(.96)	19.26	(27.94)	232	.13	.13	.50	.40
10/31/2021	20.30	.11	8.11	8.22	(.14)	(.69)	(.83)	27.69	41.36	289	.16	.16	.53	.42
10/31/2020 ^{10,11}	20.30	–	–	–	–	–	–	20.30	–	165	–	–	–	–
Class S29-F-3:														
10/31/2023	19.25	.15	1.77	1.92	(.12)	(1.69)	(1.81)	19.36	11.10	– ⁸	.07	.07	.45	.74
10/31/2022	27.68	.10	(7.55)	(7.45)	(.08)	(.90)	(.98)	19.25	(27.90)	– ⁸	.07	.07	.44	.46
10/31/2021	20.30	.14	8.10	8.24	(.17)	(.69)	(.86)	27.68	41.48	– ⁸	.11	.07	.44	.55
10/31/2020 ^{10,11}	20.30	–	–	–	–	–	–	20.30	–	– ⁸	–	–	–	–
Class ABLE-A:														
10/31/2023	19.18	.10	1.78	1.88	(.08)	(1.69)	(1.77)	19.29	10.90	11	.32	.26	.64	.50
10/31/2022	27.59	.05	(7.52)	(7.47)	(.04)	(.90)	(.94)	19.18	(28.02)	7	.31	.25	.62	.23
10/31/2021	20.21	.09	8.09	8.18	(.11)	(.69)	(.80)	27.59	41.33	6	.24	.18	.55	.35
10/31/2020	18.69	.11	2.53	2.64	(.18)	(.94)	(1.12)	20.21	14.48	3	.41	.35	.71	.57
10/31/2019	17.88	.10	1.75	1.85	(.21)	(.83)	(1.04)	18.69	11.45	1	.43	.36	.74	.53
Class ABLE-F-2:														
10/31/2023	19.27	.13	1.79	1.92	(.12)	(1.69)	(1.81)	19.38	11.07	– ⁸	.12	.06	.44	.64
10/31/2022	27.71	.09	(7.55)	(7.46)	(.08)	(.90)	(.98)	19.27	(27.91)	– ⁸	.11	.05	.42	.41
10/31/2021	20.30	.09	8.18	8.27	(.17)	(.69)	(.86)	27.71	41.63	– ⁸	.11	.04	.41	.34
10/31/2020 ^{10,11}	20.30	–	–	–	–	–	–	20.30	–	– ⁸	–	–	–	–
Class R-1:														
10/31/2023	18.66	(.05)	1.72	1.67	–	(1.69)	(1.69)	18.64	9.94	38	1.10	1.10	1.48	(.28)
10/31/2022	27.05	(.12)	(7.37)	(7.49)	–	(.90)	(.90)	18.66	(28.63)	34	1.10	1.10	1.47	(.57)
10/31/2021	19.91	(.12)	7.95	7.83	–	(.69)	(.69)	27.05	40.02	45	1.10	1.10	1.47	(.50)
10/31/2020	18.44	– ⁶	2.46	2.46	(.05)	(.94)	(.99)	19.91	13.64	29	1.11	1.11	1.47	(.03)
10/31/2019	17.62	.02	1.69	1.71	(.06)	(.83)	(.89)	18.44	10.59	23	1.11	1.11	1.49	.10
Class R-2:														
10/31/2023	18.59	(.05)	1.72	1.67	–	(1.69)	(1.69)	18.57	9.98	212	1.09	1.09	1.47	(.27)
10/31/2022	26.96	(.12)	(7.35)	(7.47)	–	(.90)	(.90)	18.59	(28.65)	197	1.10	1.10	1.47	(.55)
10/31/2021	19.84	(.11)	7.92	7.81	–	(.69)	(.69)	26.96	40.07	321	1.09	1.09	1.46	(.47)
10/31/2020	18.37	– ⁶	2.45	2.45	(.04)	(.94)	(.98)	19.84	13.64	230	1.10	1.10	1.46	.02
10/31/2019	17.53	.03	1.67	1.70	(.03)	(.83)	(.86)	18.37	10.60	200	1.10	1.10	1.48	.17
Class R-2E:														
10/31/2023	18.84	– ⁶	1.74	1.74	–	(1.69)	(1.69)	18.89	10.24	11	.81	.81	1.19	(.01)
10/31/2022	27.22	(.05)	(7.43)	(7.48)	–	(.90)	(.90)	18.84	(28.41)	9	.82	.82	1.19	(.24)
10/31/2021	19.98	(.04)	7.98	7.94	(.01)	(.69)	(.70)	27.22	40.44	15	.81	.81	1.18	(.15)
10/31/2020	18.50	.07	2.44	2.51	(.09)	(.94)	(1.03)	19.98	13.89	10	.82	.82	1.18	.36
10/31/2019	17.65	.07	1.70	1.77	(.09)	(.83)	(.92)	18.50	10.97	10	.82	.82	1.20	.39
Class R-3:														
10/31/2023	19.01	.03	1.76	1.79	– ⁶	(1.69)	(1.69)	19.11	10.45	218	.65	.65	1.03	.15
10/31/2022	27.42	(.03)	(7.48)	(7.51)	–	(.90)	(.90)	19.01	(28.31)	180	.65	.65	1.02	(.12)
10/31/2021	20.12	(.01)	8.05	8.04	(.05)	(.69)	(.74)	27.42	40.69	235	.65	.65	1.02	(.05)
10/31/2020	18.61	.08	2.49	2.57	(.12)	(.94)	(1.06)	20.12	14.12	158	.66	.66	1.02	.44
10/31/2019	17.75	.11	1.69	1.80	(.11)	(.83)	(.94)	18.61	11.09	129	.67	.67	1.05	.61
Class R-4:														
10/31/2023	19.23	.09	1.77	1.86	(.06)	(1.69)	(1.75)	19.34	10.76	83	.34	.34	.72	.47
10/31/2022	27.64	.04	(7.55)	(7.51)	–	(.90)	(.90)	19.23	(28.08)	76	.34	.34	.71	.17
10/31/2021	20.27	.07	8.09	8.16	(.10)	(.69)	(.79)	27.64	41.09	102	.35	.35	.72	.26
10/31/2020	18.73	.14	2.50	2.64	(.16)	(.94)	(1.10)	20.27	14.47	72	.36	.36	.72	.73
10/31/2019	17.86	.16	1.70	1.86	(.16)	(.83)	(.99)	18.73	11.44	60	.36	.36	.74	.92
Class R-5E:														
10/31/2023	19.24	.12	1.78	1.90	(.11)	(1.69)	(1.80)	19.34	10.96	58	.15	.15	.53	.62
10/31/2022	27.67	.08	(7.55)	(7.47)	(.06)	(.90)	(.96)	19.24	(27.95)	42	.15	.15	.52	.34
10/31/2021	20.29	.12	8.10	8.22	(.15)	(.69)	(.84)	27.67	41.36	40	.15	.15	.52	.48
10/31/2020	18.75	.16	2.53	2.69	(.21)	(.94)	(1.15)	20.29	14.70	25	.16	.16	.52	.84
10/31/2019	17.88	.17	1.73	1.90	(.20)	(.83)	(1.03)	18.75	11.69	16	.16	.16	.54	.97
Class R-5:														
10/31/2023	19.49	.15	1.79	1.94	(.12)	(1.69)	(1.81)	19.62	11.08	33	.06	.06	.44	.76
10/31/2022	28.01	.11	(7.65)	(7.54)	(.08)	(.90)	(.98)	19.49	(27.89)	30	.06	.06	.43	.48
10/31/2021	20.52	.14	8.20	8.34	(.16)	(.69)	(.85)	28.01	41.53	41	.06	.06	.43	.56
10/31/2020	18.95	.20	2.53	2.73	(.22)	(.94)	(1.16)	20.52	14.78	29	.06	.06	.42	1.04
10/31/2019	18.06	.22	1.71	1.93	(.21)	(.83)	(1.04)	18.95	11.78	24	.07	.07	.45	1.20
Class R-6:														
10/31/2023	19.45	.15	1.79	1.94	(.13)	(1.69)	(1.82)	19.57	11.11	210	.01	.01	.39	.77
10/31/2022	27.95	.11	(7.62)	(7.51)	(.09)	(.90)	(.99)	19.45	(27.84)	161	.01	.01	.38	.51
10/31/2021	20.48	.15	8.18	8.33	(.17)	(.69)	(.86)	27.95	41.57	186	.01	.01	.38	.60
10/31/2020	18.91	.21	2.53	2.74	(.23)	(.94)	(1.17)	20.48	14.87	119	.02	.02	.38	1.08
10/31/2019	18.03	.21	1.72	1.93	(.22)	(.83)	(1.05)	18.91	11.81	132	.02	.02	.40	1.15

American Funds Growth and Income Portfolio

Year ended	Net asset value, beginning of year	Income (loss) from investment operations ¹			Dividends and distributions			Net asset value, end of year	Total return ^{2,3}	Net assets, end of year (in millions)	Ratio of expenses to average net assets before waivers/reimbursements ⁴	Ratio of expenses to average net assets after waivers/reimbursements ^{3,4}	Net effective expense ratio ^{3,5}	Ratio of net income to average net assets ³
		Net investment income	Net gains (losses) on securities (both realized and unrealized)	Total from investment operations	Dividends (from net investment income)	Distributions (from capital gains)	Total dividends and distributions							
Class A:														
10/31/2023	\$15.38	\$.33	\$.87	\$1.20	\$(.33)	\$(.66)	\$(.99)	\$15.59	8.10%	\$9,394	.33%	.33%	.67%	2.08%
10/31/2022	19.63	.27	(3.51)	(3.24)	(.27)	(.74)	(1.01)	15.38	(17.38)	8,590	.34	.34	.67	1.58
10/31/2021	15.64	.23	4.44	4.67	(.26)	(.42)	(.68)	19.63	30.44	9,886	.34	.34	.66	1.24
10/31/2020	15.29	.28	.91	1.19	(.29)	(.55)	(.84)	15.64	7.92	6,851	.34	.34	.66	1.81
10/31/2019	14.63	.30	1.20	1.50	(.30)	(.54)	(.84)	15.29	11.02	6,248	.36	.36	.68	2.04
Class C:														
10/31/2023	15.27	.21	.87	1.08	(.21)	(.66)	(.87)	15.48	7.34	1,007	1.08	1.08	1.42	1.35
10/31/2022	19.49	.14	(3.49)	(3.35)	(.13)	(.74)	(.87)	15.27	(17.98)	1,097	1.07	1.07	1.40	.84
10/31/2021	15.53	.09	4.42	4.51	(.13)	(.42)	(.55)	19.49	29.51	1,489	1.07	1.07	1.39	.52
10/31/2020	15.19	.16	.90	1.06	(.17)	(.55)	(.72)	15.53	7.10	1,237	1.08	1.08	1.40	1.09
10/31/2019	14.54	.19	1.20	1.39	(.20)	(.54)	(.74)	15.19	10.20	1,262	1.09	1.09	1.41	1.31
Class T:														
10/31/2023	15.38	.38	.88	1.26	(.38)	(.66)	(1.04)	15.60	8.47 ⁷	— ⁸	.05 ⁷	.05 ⁷	.39 ⁷	2.39 ⁷
10/31/2022	19.63	.32	(3.52)	(3.20)	(.31)	(.74)	(1.05)	15.38	(17.15) ⁷	— ⁸	.07 ⁷	.07 ⁷	.40 ⁷	1.86 ⁷
10/31/2021	15.64	.28	4.43	4.71	(.30)	(.42)	(.72)	19.63	30.75 ⁷	— ⁸	.09 ⁷	.09 ⁷	.41 ⁷	1.50 ⁷
10/31/2020	15.29	.32	.91	1.23	(.33)	(.55)	(.88)	15.64	8.21 ⁷	— ⁸	.08 ⁷	.08 ⁷	.40 ⁷	2.10 ⁷
10/31/2019	14.63	.34	1.20	1.54	(.34)	(.54)	(.88)	15.29	11.33 ⁷	— ⁸	.08 ⁷	.08 ⁷	.40 ⁷	2.35 ⁷
Class F-1:														
10/31/2023	15.38	.33	.87	1.20	(.33)	(.66)	(.99)	15.59	8.05	174	.37	.37	.71	2.05
10/31/2022	19.63	.26	(3.51)	(3.25)	(.26)	(.74)	(1.00)	15.38	(17.41)	175	.38	.38	.71	1.54
10/31/2021	15.64	.22	4.44	4.66	(.25)	(.42)	(.67)	19.63	30.39	215	.37	.37	.69	1.23
10/31/2020	15.29	.27	.91	1.18	(.28)	(.55)	(.83)	15.64	7.88	198	.37	.37	.69	1.78
10/31/2019	14.63	.30	1.20	1.50	(.30)	(.54)	(.84)	15.29	11.00	180	.38	.38	.70	2.01
Class F-2:														
10/31/2023	15.40	.37	.88	1.25	(.37)	(.66)	(1.03)	15.62	8.39	1,132	.11	.11	.45	2.31
10/31/2022	19.66	.31	(3.52)	(3.21)	(.31)	(.74)	(1.05)	15.40	(17.21)	1,077	.12	.12	.45	1.81
10/31/2021	15.66	.27	4.45	4.72	(.30)	(.42)	(.72)	19.66	30.75	1,273	.11	.11	.43	1.47
10/31/2020	15.31	.31	.91	1.22	(.32)	(.55)	(.87)	15.66	8.15	818	.12	.12	.44	2.04
10/31/2019	14.65	.33	1.21	1.54	(.34)	(.54)	(.88)	15.31	11.27	714	.12	.12	.44	2.26
Class F-3:														
10/31/2023	15.39	.39	.86	1.25	(.38)	(.66)	(1.04)	15.60	8.44	262	.01	.01	.35	2.42
10/31/2022	19.64	.33	(3.52)	(3.19)	(.32)	(.74)	(1.06)	15.39	(17.09)	252	.01	.01	.34	1.91
10/31/2021	15.64	.29	4.45	4.74	(.32)	(.42)	(.74)	19.64	30.92	269	.01	.01	.33	1.55
10/31/2020	15.30	.33	.90	1.23	(.34)	(.55)	(.89)	15.64	8.21	120	.01	.01	.33	2.15
10/31/2019	14.64	.35	1.20	1.55	(.35)	(.54)	(.89)	15.30	11.40	107	.01	.01	.33	2.36
Class 529-A:														
10/31/2023	15.37	.32	.88	1.20	(.33)	(.66)	(.99)	15.58	8.06	1,033	.38	.38	.72	2.03
10/31/2022	19.62	.27	(3.52)	(3.25)	(.26)	(.74)	(1.00)	15.37	(17.40)	925	.36	.36	.69	1.56
10/31/2021	15.63	.22	4.45	4.67	(.26)	(.42)	(.68)	19.62	30.42	1,042	.37	.37	.69	1.22
10/31/2020	15.28	.27	.91	1.18	(.28)	(.55)	(.83)	15.63	7.89	730	.38	.38	.70	1.75
10/31/2019	14.62	.29	1.21	1.50	(.30)	(.54)	(.84)	15.28	10.99	591	.39	.39	.71	2.00
Class 529-C:														
10/31/2023	15.30	.20	.88	1.08	(.20)	(.66)	(.86)	15.52	7.32	61	1.14	1.14	1.48	1.28
10/31/2022	19.53	.13	(3.50)	(3.37)	(.12)	(.74)	(.86)	15.30	(18.05)	65	1.13	1.13	1.46	.78
10/31/2021	15.56	.08	4.42	4.50	(.11)	(.42)	(.53)	19.53	29.42	93	1.12	1.12	1.44	.46
10/31/2020	15.20	.17	.89	1.06	(.15)	(.55)	(.70)	15.56	7.09	86	1.14	1.14	1.46	1.14
10/31/2019	14.55	.18	1.20	1.38	(.19)	(.54)	(.73)	15.20	10.13	164	1.15	1.15	1.47	1.26
Class 529-E:														
10/31/2023	15.33	.29	.87	1.16	(.29)	(.66)	(.95)	15.54	7.84	40	.60	.60	.94	1.80
10/31/2022	19.57	.23	(3.51)	(3.28)	(.22)	(.74)	(.96)	15.33	(17.60)	35	.60	.60	.93	1.33
10/31/2021	15.59	.18	4.43	4.61	(.21)	(.42)	(.63)	19.57	30.14	42	.60	.60	.92	.99
10/31/2020	15.25	.24	.90	1.14	(.25)	(.55)	(.80)	15.59	7.59	31	.61	.61	.93	1.55
10/31/2019	14.59	.26	1.21	1.47	(.27)	(.54)	(.81)	15.25	10.77	27	.62	.62	.94	1.78
Class 529-T:														
10/31/2023	15.38	.37	.88	1.25	(.37)	(.66)	(1.03)	15.60	8.40 ⁷	— ⁸	.13 ⁷	.13 ⁷	.47 ⁷	2.28 ⁷
10/31/2022	19.63	.31	(3.52)	(3.21)	(.30)	(.74)	(1.04)	15.38	(17.19) ⁷	— ⁸	.11 ⁷	.11 ⁷	.44 ⁷	1.80 ⁷
10/31/2021	15.64	.27	4.44	4.71	(.30)	(.42)	(.72)	19.63	30.68 ⁷	— ⁸	.14 ⁷	.14 ⁷	.46 ⁷	1.45 ⁷
10/31/2020	15.29	.31	.91	1.22	(.32)	(.55)	(.87)	15.64	8.15 ⁷	— ⁸	.13 ⁷	.13 ⁷	.45 ⁷	2.02 ⁷
10/31/2019	14.63	.33	1.21	1.54	(.34)	(.54)	(.88)	15.29	11.26 ⁷	— ⁸	.14 ⁷	.14 ⁷	.46 ⁷	2.26 ⁷
Class 529-F-1:														
10/31/2023	15.38	.36	.88	1.24	(.36)	(.66)	(1.02)	15.60	8.34 ⁷	— ⁸	.17 ⁷	.17 ⁷	.51 ⁷	2.24 ⁷
10/31/2022	19.64	.30	(3.53)	(3.23)	(.29)	(.74)	(1.03)	15.38	(17.29) ⁷	— ⁸	.19 ⁷	.19 ⁷	.52 ⁷	1.73 ⁷
10/31/2021	15.65	.23	4.47	4.70	(.29)	(.42)	(.71)	19.64	30.62 ⁷	— ⁸	.17 ⁷	.17 ⁷	.49 ⁷	1.27 ⁷
10/31/2020	15.30	.30	.92	1.22	(.32)	(.55)	(.87)	15.65	8.14 ⁷	— ⁸	.14 ⁷	.14 ⁷	.46 ⁷	2.00 ⁷
10/31/2019	14.64	.33	1.21	1.54	(.34)	(.54)	(.88)	15.30	11.25	56	.15	.15	.47	2.22

Year ended	Net asset value, beginning of year	Income (loss) from investment operations ¹			Dividends and distributions			Net asset value, end of year	Total return ^{2,3}	Net assets, end of year (in millions)	Ratio of expenses to average net assets before waivers/reimbursements ⁴	Ratio of expenses to average net assets after waivers/reimbursements ^{3,4}	Net effective expense ratio ^{3,5}	Ratio of net income to average net assets ³
		Net investment income	Net gains (losses) on securities (both realized and unrealized)	Total from investment operations	Dividends (from net investment income)	Distributions (from capital gains)	Total dividends and distributions							
Class S29-F-2:														
10/31/2023	\$15.38	\$.37	\$.87	\$1.24	\$(.37)	\$(.66)	\$(1.03)	\$15.59	8.35%	\$141	.10%	.10%	.44%	2.28%
10/31/2022	19.63	.31	(3.51)	(3.20)	(.31)	(.74)	(1.05)	15.38	(17.18)	110	.11	.11	.44	1.81
10/31/2021	15.64	.27	4.44	4.71	(.30)	(.42)	(.72)	19.63	30.70	113	.13	.13	.45	1.45
10/31/2020 ^{10,11}	15.64	–	–	–	–	–	–	15.64	–	67	–	–	–	–
Class S29-F-3:														
10/31/2023	15.38	.37	.88	1.25	(.37)	(.66)	(1.03)	15.60	8.45	– ⁸	.07	.07	.41	2.34
10/31/2022	19.63	.32	(3.52)	(3.20)	(.31)	(.74)	(1.05)	15.38	(17.15)	– ⁸	.07	.07	.40	1.85
10/31/2021	15.64	.28	4.44	4.72	(.31)	(.42)	(.73)	19.63	30.78	– ⁸	.12	.07	.39	1.52
10/31/2020 ^{10,11}	15.64	–	–	–	–	–	–	15.64	–	– ⁸	–	–	–	–
Class ABLE-A:														
10/31/2023	15.38	.34	.89	1.23	(.34)	(.66)	(1.00)	15.61	8.28	8	.30	.25	.59	2.11
10/31/2022	19.63	.28	(3.51)	(3.23)	(.28)	(.74)	(1.02)	15.38	(17.32)	6	.29	.23	.56	1.67
10/31/2021	15.63	.26	4.44	4.70	(.28)	(.42)	(.70)	19.63	30.69	5	.21	.15	.47	1.41
10/31/2020	15.27	.27	.92	1.19	(.28)	(.55)	(.83)	15.63	7.97	2	.39	.32	.64	1.74
10/31/2019	14.62	.27	1.23	1.50	(.31)	(.54)	(.85)	15.27	11.02	1	.40	.34	.66	1.84
Class ABLE-F-2:														
10/31/2023	15.39	.37	.89	1.26	(.37)	(.66)	(1.03)	15.62	8.48	– ⁸	.10	.04	.38	2.33
10/31/2022	19.64	.32	(3.52)	(3.20)	(.31)	(.74)	(1.05)	15.39	(17.15)	– ⁸	.09	.04	.37	1.89
10/31/2021	15.64	.30	4.43	4.73	(.31)	(.42)	(.73)	19.64	30.86	– ⁸	.09	.03	.35	1.59
10/31/2020 ^{10,11}	15.64	–	–	–	–	–	–	15.64	–	– ⁸	–	–	–	–
Class R-1:														
10/31/2023	15.28	.21	.88	1.09	(.21)	(.66)	(.87)	15.50	7.37	19	1.10	1.10	1.44	1.31
10/31/2022	19.51	.14	(3.50)	(3.36)	(.13)	(.74)	(.87)	15.28	(18.01)	20	1.08	1.08	1.41	.84
10/31/2021	15.55	.09	4.42	4.51	(.13)	(.42)	(.55)	19.51	29.48	24	1.09	1.09	1.41	.50
10/31/2020	15.21	.16	.91	1.07	(.18)	(.55)	(.73)	15.55	7.11	17	1.10	1.10	1.42	1.04
10/31/2019	14.57	.18	1.20	1.38	(.20)	(.54)	(.74)	15.21	10.14	14	1.11	1.11	1.43	1.24
Class R-2:														
10/31/2023	15.24	.21	.87	1.08	(.22)	(.66)	(.88)	15.44	7.32	195	1.08	1.08	1.42	1.34
10/31/2022	19.46	.14	(3.49)	(3.35)	(.13)	(.74)	(.87)	15.24	(18.01)	184	1.08	1.08	1.41	.83
10/31/2021	15.51	.09	4.41	4.50	(.13)	(.42)	(.55)	19.46	29.49	198	1.08	1.08	1.40	.51
10/31/2020	15.17	.16	.91	1.07	(.18)	(.55)	(.73)	15.51	7.12	159	1.08	1.08	1.40	1.08
10/31/2019	14.52	.19	1.20	1.39	(.20)	(.54)	(.74)	15.17	10.23	155	1.09	1.09	1.41	1.31
Class R-2E:														
10/31/2023	15.32	.26	.87	1.13	(.26)	(.66)	(.92)	15.53	7.65	20	.81	.81	1.15	1.61
10/31/2022	19.56	.20	(3.52)	(3.32)	(.18)	(.74)	(.92)	15.32	(17.79)	16	.81	.81	1.14	1.14
10/31/2021	15.59	.14	4.43	4.57	(.18)	(.42)	(.60)	19.56	29.81	22	.81	.81	1.13	.78
10/31/2020	15.25	.21	.90	1.11	(.22)	(.55)	(.77)	15.59	7.38	16	.81	.81	1.13	1.37
10/31/2019	14.59	.22	1.22	1.44	(.24)	(.54)	(.78)	15.25	10.57	14	.81	.81	1.13	1.53
Class R-3:														
10/31/2023	15.31	.28	.87	1.15	(.28)	(.66)	(.94)	15.52	7.80	160	.65	.65	.99	1.74
10/31/2022	19.55	.22	(3.51)	(3.29)	(.21)	(.74)	(.95)	15.31	(17.67)	139	.65	.65	.98	1.26
10/31/2021	15.58	.17	4.43	4.60	(.21)	(.42)	(.63)	19.55	30.03	169	.65	.65	.97	.93
10/31/2020	15.24	.23	.90	1.13	(.24)	(.55)	(.79)	15.58	7.54	117	.66	.66	.98	1.50
10/31/2019	14.58	.25	1.21	1.46	(.26)	(.54)	(.80)	15.24	10.72	110	.66	.66	.98	1.71
Class R-4:														
10/31/2023	15.37	.33	.88	1.21	(.33)	(.66)	(.99)	15.59	8.16	72	.34	.34	.68	2.06
10/31/2022	19.62	.27	(3.52)	(3.25)	(.26)	(.74)	(1.00)	15.37	(17.40)	69	.34	.34	.67	1.57
10/31/2021	15.63	.23	4.44	4.67	(.26)	(.42)	(.68)	19.62	30.44	87	.35	.35	.67	1.23
10/31/2020	15.29	.28	.90	1.18	(.29)	(.55)	(.84)	15.63	7.84	65	.35	.35	.67	1.83
10/31/2019	14.63	.29	1.21	1.50	(.30)	(.54)	(.84)	15.29	11.02	70	.36	.36	.68	2.00
Class R-5E:														
10/31/2023	15.36	.36	.87	1.23	(.36)	(.66)	(1.02)	15.57	8.31	30	.15	.15	.49	2.22
10/31/2022	19.61	.30	(3.51)	(3.21)	(.30)	(.74)	(1.04)	15.36	(17.23)	22	.15	.15	.48	1.76
10/31/2021	15.62	.27	4.43	4.70	(.29)	(.42)	(.71)	19.61	30.71	17	.15	.15	.47	1.47
10/31/2020	15.28	.30	.91	1.21	(.32)	(.55)	(.87)	15.62	8.07	15	.16	.16	.48	1.94
10/31/2019	14.62	.31	1.22	1.53	(.33)	(.54)	(.87)	15.28	11.26	10	.16	.16	.48	2.12
Class R-5:														
10/31/2023	15.44	.38	.88	1.26	(.38)	(.66)	(1.04)	15.66	8.43	24	.06	.06	.40	2.36
10/31/2022	19.71	.32	(3.54)	(3.22)	(.31)	(.74)	(1.05)	15.44	(17.17)	24	.06	.06	.39	1.88
10/31/2021	15.70	.28	4.46	4.74	(.31)	(.42)	(.73)	19.71	30.80	33	.06	.06	.38	1.52
10/31/2020	15.35	.32	.91	1.23	(.33)	(.55)	(.88)	15.70	8.19	20	.07	.07	.39	2.12
10/31/2019	14.68	.35	1.21	1.56	(.35)	(.54)	(.89)	15.35	11.37	21	.07	.07	.39	2.35
Class R-6:														
10/31/2023	15.41	.38	.88	1.26	(.38)	(.66)	(1.04)	15.63	8.50	409	.01	.01	.35	2.38
10/31/2022	19.67	.33	(3.53)	(3.20)	(.32)	(.74)	(1.06)	15.41	(17.11)	348	.01	.01	.34	1.90
10/31/2021	15.67	.29	4.45	4.74	(.32)	(.42)	(.74)	19.67	30.85	381	.01	.01	.33	1.57
10/31/2020	15.32	.33	.91	1.24	(.34)	(.55)	(.89)	15.67	8.26	251	.01	.01	.33	2.15
10/31/2019	14.66	.35	1.20	1.55	(.35)	(.54)	(.89)	15.32	11.38	208	.02	.02	.34	2.35

American Funds Moderate Growth and Income Portfolio

Year ended	Net asset value, beginning of year	Income (loss) from investment operations ¹			Dividends and distributions			Net asset value, end of year	Total return ^{2,3}	Net assets, end of year (in millions)	Ratio of expenses to average net assets before waivers/reimbursements ⁴	Ratio of expenses to average net assets after waivers/reimbursements ^{3,4}	Net effective expense ratio ^{3,5}	Ratio of net income to average net assets ³
		Net investment income	Net gains (losses) on securities (both realized and unrealized)	Total from investment operations	Dividends (from net investment income)	Distributions (from capital gains)	Total dividends and distributions							
Class A:														
10/31/2023	\$15.28	\$.34	\$.43	\$.77	\$(.32)	\$(.58)	\$(.90)	\$15.15	5.17%	\$7,949	.32%	.32%	.66%	2.17%
10/31/2022	18.94	.28	(2.99)	(2.71)	(.29)	(.66)	(.95)	15.28	(15.02)	7,690	.33	.33	.66	1.64
10/31/2021	15.57	.26	3.56	3.82	(.31)	(.14)	(.45)	18.94	24.79	8,709	.34	.34	.66	1.43
10/31/2020	15.27	.26	.63	.89	(.29)	(.30)	(.59)	15.57	5.92	6,238	.33	.33	.68	1.72
10/31/2019	14.29	.28	1.34	1.62	(.29)	(.35)	(.64)	15.27	11.86	5,621	.35	.35	.72	1.93
Class C:														
10/31/2023	15.17	.22	.45	.67	(.21)	(.58)	(.79)	15.05	4.47	856	1.06	1.06	1.40	1.44
10/31/2022	18.81	.15	(2.97)	(2.82)	(.16)	(.66)	(.82)	15.17	(15.67)	992	1.06	1.06	1.39	.91
10/31/2021	15.47	.13	3.53	3.66	(.18)	(.14)	(.32)	18.81	23.85	1,330	1.06	1.06	1.38	.71
10/31/2020	15.17	.15	.63	.78	(.18)	(.30)	(.48)	15.47	5.18	1,129	1.07	1.07	1.42	1.01
10/31/2019	14.20	.18	1.32	1.50	(.18)	(.35)	(.53)	15.17	11.05	1,174	1.08	1.08	1.45	1.22
Class T:														
10/31/2023	15.28	.39	.44	.83	(.37)	(.58)	(.95)	15.16	5.55 ⁷	— ⁸	.02 ⁷	.02 ⁷	.36 ⁷	2.49 ⁷
10/31/2022	18.95	.33	(3.00)	(2.67)	(.34)	(.66)	(1.00)	15.28	(14.82) ⁷	— ⁸	.05 ⁷	.05 ⁷	.38 ⁷	1.93 ⁷
10/31/2021	15.58	.31	3.55	3.86	(.35)	(.14)	(.49)	18.95	25.09 ⁷	— ⁸	.06 ⁷	.06 ⁷	.38 ⁷	1.71 ⁷
10/31/2020	15.28	.31	.62	.93	(.33)	(.30)	(.63)	15.58	6.20 ⁷	— ⁸	.07 ⁷	.07 ⁷	.42 ⁷	2.00 ⁷
10/31/2019	14.29	.33	1.33	1.66	(.32)	(.35)	(.67)	15.28	12.22 ⁷	— ⁸	.08 ⁷	.08 ⁷	.45 ⁷	2.22 ⁷
Class F-1:														
10/31/2023	15.28	.33	.45	.78	(.32)	(.58)	(.90)	15.16	5.18	96	.36	.36	.70	2.13
10/31/2022	18.95	.27	(3.00)	(2.73)	(.28)	(.66)	(.94)	15.28	(15.11)	104	.37	.37	.70	1.60
10/31/2021	15.57	.25	3.57	3.82	(.30)	(.14)	(.44)	18.95	24.80	135	.37	.37	.69	1.42
10/31/2020	15.27	.26	.62	.88	(.28)	(.30)	(.58)	15.57	5.88	148	.37	.37	.72	1.69
10/31/2019	14.29	.28	1.33	1.61	(.28)	(.35)	(.63)	15.27	11.82	152	.38	.38	.75	1.91
Class F-2:														
10/31/2023	15.30	.37	.45	.82	(.36)	(.58)	(.94)	15.18	5.45	1,033	.11	.11	.45	2.38
10/31/2022	18.97	.31	(2.99)	(2.68)	(.33)	(.66)	(.99)	15.30	(14.86)	1,031	.11	.11	.44	1.86
10/31/2021	15.59	.30	3.56	3.86	(.34)	(.14)	(.48)	18.97	25.09	1,219	.11	.11	.43	1.66
10/31/2020	15.30	.30	.61	.91	(.32)	(.30)	(.62)	15.59	6.07	838	.11	.11	.46	1.95
10/31/2019	14.31	.31	1.35	1.66	(.32)	(.35)	(.67)	15.30	12.16	756	.12	.12	.49	2.14
Class F-3:														
10/31/2023	15.28	.39	.44	.83	(.37)	(.58)	(.95)	15.16	5.56	281	.01	.01	.35	2.49
10/31/2022	18.95	.33	(3.00)	(2.67)	(.34)	(.66)	(1.00)	15.28	(14.79)	285	.01	.01	.34	1.95
10/31/2021	15.58	.31	3.56	3.87	(.36)	(.14)	(.50)	18.95	25.16	282	.01	.01	.33	1.73
10/31/2020	15.28	.31	.63	.94	(.34)	(.30)	(.64)	15.58	6.27	143	.01	.01	.36	2.04
10/31/2019	14.29	.33	1.34	1.67	(.33)	(.35)	(.68)	15.28	12.30	136	.01	.01	.38	2.23
Class 529-A:														
10/31/2023	15.27	.33	.45	.78	(.32)	(.58)	(.90)	15.15	5.20	549	.36	.36	.70	2.13
10/31/2022	18.94	.27	(2.99)	(2.72)	(.29)	(.66)	(.95)	15.27	(15.10)	532	.35	.35	.68	1.62
10/31/2021	15.57	.25	3.56	3.81	(.30)	(.14)	(.44)	18.94	24.75	622	.36	.36	.68	1.40
10/31/2020	15.27	.26	.63	.89	(.29)	(.30)	(.59)	15.57	5.89	457	.37	.37	.72	1.68
10/31/2019	14.28	.28	1.34	1.62	(.28)	(.35)	(.63)	15.27	11.90	385	.38	.38	.75	1.91
Class 529-C:														
10/31/2023	15.22	.22	.43	.65	(.19)	(.58)	(.77)	15.10	4.38	36	1.12	1.12	1.46	1.38
10/31/2022	18.86	.14	(2.97)	(2.83)	(.15)	(.66)	(.81)	15.22	(15.68)	46	1.11	1.11	1.44	.85
10/31/2021	15.51	.12	3.53	3.65	(.16)	(.14)	(.30)	18.86	23.77	65	1.11	1.11	1.43	.66
10/31/2020	15.20	.16	.61	.77	(.16)	(.30)	(.46)	15.51	5.11	65	1.12	1.12	1.47	1.03
10/31/2019	14.22	.17	1.33	1.50	(.17)	(.35)	(.52)	15.20	11.03	118	1.13	1.13	1.50	1.17
Class 529-E:														
10/31/2023	15.24	.30	.43	.73	(.28)	(.58)	(.86)	15.11	4.89	17	.60	.60	.94	1.90
10/31/2022	18.89	.23	(2.98)	(2.75)	(.24)	(.66)	(.90)	15.24	(15.24)	18	.59	.59	.92	1.37
10/31/2021	15.53	.21	3.55	3.76	(.26)	(.14)	(.40)	18.89	24.47	20	.59	.59	.91	1.18
10/31/2020	15.24	.23	.61	.84	(.25)	(.30)	(.55)	15.53	5.59	16	.59	.59	.94	1.49
10/31/2019	14.25	.25	1.34	1.59	(.25)	(.35)	(.60)	15.24	11.67	15	.61	.61	.98	1.69
Class 529-T:														
10/31/2023	15.28	.38	.44	.82	(.36)	(.58)	(.94)	15.16	5.50 ⁷	— ⁸	.07 ⁷	.07 ⁷	.41 ⁷	2.41 ⁷
10/31/2022	18.95	.31	(2.99)	(2.68)	(.33)	(.66)	(.99)	15.28	(14.88) ⁷	— ⁸	.11 ⁷	.11 ⁷	.44 ⁷	1.85 ⁷
10/31/2021	15.57	.30	3.56	3.86	(.34)	(.14)	(.48)	18.95	25.11 ⁷	— ⁸	.12 ⁷	.12 ⁷	.44 ⁷	1.65 ⁷
10/31/2020	15.28	.30	.61	.91	(.32)	(.30)	(.62)	15.57	6.07 ⁷	— ⁸	.13 ⁷	.13 ⁷	.48 ⁷	1.94 ⁷
10/31/2019	14.29	.32	1.34	1.66	(.32)	(.35)	(.67)	15.28	12.16 ⁷	— ⁸	.13 ⁷	.13 ⁷	.50 ⁷	2.16 ⁷
Class 529-F-1:														
10/31/2023	15.30	.36	.45	.81	(.35)	(.58)	(.93)	15.18	5.38 ⁷	— ⁸	.17 ⁷	.17 ⁷	.51 ⁷	2.31 ⁷
10/31/2022	18.97	.30	(3.00)	(2.70)	(.31)	(.66)	(.97)	15.30	(14.92) ⁷	— ⁸	.18 ⁷	.18 ⁷	.51 ⁷	1.78 ⁷
10/31/2021	15.59	.26	3.60	3.86	(.34)	(.14)	(.48)	18.97	25.03 ⁷	— ⁸	.16 ⁷	.16 ⁷	.48 ⁷	1.48 ⁷
10/31/2020	15.29	.30	.62	.92	(.32)	(.30)	(.62)	15.59	6.14 ⁷	— ⁸	.12 ⁷	.12 ⁷	.47 ⁷	1.93 ⁷
10/31/2019	14.30	.31	1.35	1.66	(.32)	(.35)	(.67)	15.29	12.16	49	.13	.13	.50	2.15

Year ended	Net asset value, beginning of year	Income (loss) from investment operations ¹			Dividends and distributions			Net asset value, end of year	Total return ^{2,3}	Net assets, end of year (in millions)	Ratio of expenses to average net assets before waivers/reimbursements ⁴	Ratio of expenses to average net assets after waivers/reimbursements ^{3,4}	Net effective expense ratio ^{3,5}	Ratio of net income to average net assets ³
		Net investment income	Net gains (losses) on securities (both realized and unrealized)	Total from investment operations	Dividends (from net investment income)	Distributions (from capital gains)	Total dividends and distributions							
Class S29-F-2:														
10/31/2023	\$15.27	\$.37	\$.45	\$.82	\$(.36)	\$(.58)	\$(.94)	\$15.15	5.46%	\$88	.11%	.11%	.45%	2.37%
10/31/2022	18.94	.31	(2.99)	(2.68)	(.33)	(.66)	(.99)	15.27	(14.89)	83	.11	.11	.44	1.86
10/31/2021	15.57	.29	3.56	3.85	(.34)	(.14)	(.48)	18.94	25.05	87	.12	.12	.44	1.63
10/31/2020 ^{10,11}	15.57	–	–	–	–	–	–	15.57	–	56	–	–	–	–
Class S29-F-3:														
10/31/2023	15.27	.38	.44	.82	(.36)	(.58)	(.94)	15.15	5.50	– ⁸	.07	.07	.41	2.41
10/31/2022	18.94	.32	(3.00)	(2.68)	(.33)	(.66)	(.99)	15.27	(14.86)	– ⁸	.07	.07	.40	1.89
10/31/2021	15.57	.30	3.56	3.86	(.35)	(.14)	(.49)	18.94	25.11	– ⁸	.12	.07	.39	1.69
10/31/2020 ^{10,11}	15.57	–	–	–	–	–	–	15.57	–	– ⁸	–	–	–	–
Class ABLE-A:														
10/31/2023	15.28	.34	.45	.79	(.33)	(.58)	(.91)	15.16	5.27	7	.30	.24	.58	2.19
10/31/2022	18.94	.29	(2.99)	(2.70)	(.30)	(.66)	(.96)	15.28	(14.99)	5	.30	.24	.57	1.72
10/31/2021	15.57	.29	3.55	3.84	(.33)	(.14)	(.47)	18.94	24.94	4	.22	.16	.48	1.58
10/31/2020	15.26	.26	.64	.90	(.29)	(.30)	(.59)	15.57	5.96	2	.38	.32	.67	1.68
10/31/2019	14.29	.26	1.35	1.61	(.29)	(.35)	(.64)	15.26	11.85	1	.40	.33	.70	1.78
Class ABLE-F-2:														
10/31/2023	15.29	.38	.45	.83	(.36)	(.58)	(.94)	15.18	5.55	1	.09	.03	.37	2.42
10/31/2022	18.95	.33	(3.00)	(2.67)	(.33)	(.66)	(.99)	15.29	(14.80)	– ⁸	.09	.03	.36	1.96
10/31/2021	15.57	.31	3.56	3.87	(.35)	(.14)	(.49)	18.95	25.18	– ⁸	.09	.02	.34	1.70
10/31/2020 ^{10,11}	15.57	–	–	–	–	–	–	15.57	–	– ⁸	–	–	–	–
Class R-1:														
10/31/2023	15.21	.22	.45	.67	(.21)	(.58)	(.79)	15.09	4.46	9	1.08	1.08	1.42	1.42
10/31/2022	18.86	.15	(2.99)	(2.84)	(.15)	(.66)	(.81)	15.21	(15.73)	9	1.09	1.09	1.42	.88
10/31/2021	15.51	.12	3.54	3.66	(.17)	(.14)	(.31)	18.86	23.83	12	1.10	1.10	1.42	.67
10/31/2020	15.20	.15	.62	.77	(.16)	(.30)	(.46)	15.51	5.13	10	1.11	1.11	1.46	.96
10/31/2019	14.22	.17	1.33	1.50	(.17)	(.35)	(.52)	15.20	11.04	13	1.12	1.12	1.49	1.20
Class R-2:														
10/31/2023	15.17	.22	.44	.66	(.21)	(.58)	(.79)	15.04	4.40	120	1.08	1.08	1.42	1.42
10/31/2022	18.81	.15	(2.97)	(2.82)	(.16)	(.66)	(.82)	15.17	(15.67)	123	1.07	1.07	1.40	.90
10/31/2021	15.47	.12	3.54	3.66	(.18)	(.14)	(.32)	18.81	23.84	148	1.08	1.08	1.40	.69
10/31/2020	15.18	.15	.62	.77	(.18)	(.30)	(.48)	15.47	5.10	122	1.08	1.08	1.43	1.00
10/31/2019	14.20	.17	1.34	1.51	(.18)	(.35)	(.53)	15.18	11.11	124	1.10	1.10	1.47	1.20
Class R-2E:														
10/31/2023	15.27	.26	.45	.71	(.25)	(.58)	(.83)	15.15	4.75	9	.81	.81	1.15	1.66
10/31/2022	18.93	.20	(3.00)	(2.80)	(.20)	(.66)	(.86)	15.27	(15.49)	9	.81	.81	1.14	1.15
10/31/2021	15.56	.18	3.55	3.73	(.22)	(.14)	(.36)	18.93	24.21	12	.81	.81	1.13	.98
10/31/2020	15.26	.19	.63	.82	(.22)	(.30)	(.52)	15.56	5.40	10	.82	.82	1.17	1.24
10/31/2019	14.28	.21	1.34	1.55	(.22)	(.35)	(.57)	15.26	11.38	11	.81	.81	1.18	1.42
Class R-3:														
10/31/2023	15.24	.29	.43	.72	(.27)	(.58)	(.85)	15.11	4.83	133	.65	.65	.99	1.84
10/31/2022	18.89	.22	(2.98)	(2.76)	(.23)	(.66)	(.89)	15.24	(15.30)	129	.65	.65	.98	1.31
10/31/2021	15.53	.20	3.55	3.75	(.25)	(.14)	(.39)	18.89	24.40	171	.65	.65	.97	1.12
10/31/2020	15.23	.22	.62	.84	(.24)	(.30)	(.54)	15.53	5.60	140	.65	.65	1.00	1.41
10/31/2019	14.25	.24	1.33	1.57	(.24)	(.35)	(.59)	15.23	11.54	135	.66	.66	1.03	1.62
Class R-4:														
10/31/2023	15.28	.34	.44	.78	(.32)	(.58)	(.90)	15.16	5.20	68	.35	.35	.69	2.14
10/31/2022	18.94	.27	(2.99)	(2.72)	(.28)	(.66)	(.94)	15.28	(15.06)	70	.35	.35	.68	1.60
10/31/2021	15.57	.25	3.56	3.81	(.30)	(.14)	(.44)	18.94	24.75	105	.35	.35	.67	1.41
10/31/2020	15.27	.26	.63	.89	(.29)	(.30)	(.59)	15.57	5.89	94	.36	.36	.71	1.73
10/31/2019	14.28	.28	1.34	1.62	(.28)	(.35)	(.63)	15.27	11.90	97	.36	.36	.73	1.92
Class R-5E:														
10/31/2023	15.29	.36	.45	.81	(.35)	(.58)	(.93)	15.17	5.41	23	.15	.15	.49	2.32
10/31/2022	18.96	.30	(2.99)	(2.69)	(.32)	(.66)	(.98)	15.29	(14.91)	18	.16	.16	.49	1.80
10/31/2021	15.58	.29	3.57	3.86	(.34)	(.14)	(.48)	18.96	25.04	17	.16	.16	.48	1.62
10/31/2020	15.28	.29	.63	.92	(.32)	(.30)	(.62)	15.58	6.10	13	.16	.16	.51	1.88
10/31/2019	14.30	.30	1.34	1.64	(.31)	(.35)	(.66)	15.28	12.05	14	.16	.16	.53	2.08
Class R-5:														
10/31/2023	15.32	.39	.44	.83	(.37)	(.58)	(.95)	15.20	5.50	27	.06	.06	.40	2.45
10/31/2022	18.99	.32	(2.99)	(2.67)	(.34)	(.66)	(1.00)	15.32	(14.80)	27	.06	.06	.39	1.91
10/31/2021	15.61	.31	3.56	3.87	(.35)	(.14)	(.49)	18.99	25.11	29	.06	.06	.38	1.71
10/31/2020	15.31	.31	.62	.93	(.33)	(.30)	(.63)	15.61	6.20	23	.06	.06	.41	2.00
10/31/2019	14.32	.33	1.34	1.67	(.33)	(.35)	(.68)	15.31	12.21	22	.07	.07	.44	2.25
Class R-6:														
10/31/2023	15.31	.39	.44	.83	(.37)	(.58)	(.95)	15.19	5.55	508	.01	.01	.35	2.46
10/31/2022	18.99	.33	(3.01)	(2.68)	(.34)	(.66)	(1.00)	15.31	(14.82)	483	.01	.01	.34	1.95
10/31/2021	15.61	.32	3.56	3.88	(.36)	(.14)	(.50)	18.99	25.17	546	.01	.01	.33	1.75
10/31/2020	15.31	.32	.62	.94	(.34)	(.30)	(.64)	15.61	6.25	407	.01	.01	.36	2.06
10/31/2019	14.32	.33	1.34	1.67	(.33)	(.35)	(.68)	15.31	12.27	409	.02	.02	.39	2.26

American Funds Conservative Growth and Income Portfolio

Year ended	Net asset value, beginning of year	Income (loss) from investment operations ¹			Dividends and distributions			Net asset value, end of year	Total return ^{2,3}	Net assets, end of year (in millions)	Ratio of expenses to average net assets before waivers/reimbursements ⁴	Ratio of expenses to average net assets after waivers/reimbursements ^{3,4}	Net effective expense ratio ^{3,5}	Ratio of net income to average net assets ³
		Net investment income	Net (losses) gains on securities (both realized and unrealized)	Total from investment operations	Dividends (from net investment income)	Distributions (from capital gains)	Total dividends and distributions							
Class A:														
10/31/2023	\$12.03	\$.47	\$(.12)	\$.35	\$(.47)	\$(.18)	\$(.65)	\$11.73	2.81%	\$4,953	.32%	.32%	.60%	3.86%
10/31/2022	14.00	.40	(1.72)	(1.32)	(.40)	(.25)	(.65)	12.03	(9.81)	4,994	.33	.33	.62	3.05
10/31/2021	12.24	.36	2.08	2.44	(.41)	(.27)	(.68)	14.00	20.36	5,267	.33	.33	.60	2.68
10/31/2020	12.80	.41	(.38)	.03	(.42)	(.17)	(.59)	12.24	.23	3,910	.33	.33	.60	3.26
10/31/2019	12.22	.41	.75	1.16	(.41)	(.17)	(.58)	12.80	9.85	3,794	.34	.34	.63	3.28
Class C:														
10/31/2023	11.96	.38	(.13)	.25	(.37)	(.18)	(.55)	11.66	2.04	478	1.06	1.06	1.34	3.12
10/31/2022	13.91	.30	(1.70)	(1.40)	(.30)	(.25)	(.55)	11.96	(10.40)	581	1.05	1.05	1.34	2.33
10/31/2021	12.17	.27	2.05	2.32	(.31)	(.27)	(.58)	13.91	19.44	717	1.05	1.05	1.32	1.97
10/31/2020	12.72	.31	(.36)	(.05)	(.33)	(.17)	(.50)	12.17	(.44)	622	1.06	1.06	1.33	2.54
10/31/2019	12.15	.32	.74	1.06	(.32)	(.17)	(.49)	12.72	9.02	696	1.07	1.07	1.36	2.56
Class T:														
10/31/2023	12.04	.51	(.14)	.37	(.50)	(.18)	(.68)	11.73	2.99 ⁷	— ⁸	.05 ⁷	.05 ⁷	.33 ⁷	4.13 ⁷
10/31/2022	14.00	.44	(1.71)	(1.27)	(.44)	(.25)	(.69)	12.04	(9.47) ⁷	— ⁸	.05 ⁷	.05 ⁷	.34 ⁷	3.34 ⁷
10/31/2021	12.25	.41	2.06	2.47	(.45)	(.27)	(.72)	14.00	20.60 ⁷	— ⁸	.04 ⁷	.04 ⁷	.31 ⁷	3.00 ⁷
10/31/2020	12.80	.44	(.36)	.08	(.46)	(.17)	(.63)	12.25	.60 ⁷	— ⁸	.05 ⁷	.05 ⁷	.32 ⁷	3.55 ⁷
10/31/2019	12.22	.45	.74	1.19	(.44)	(.17)	(.61)	12.80	10.15 ⁷	— ⁸	.05 ⁷	.05 ⁷	.34 ⁷	3.59 ⁷
Class F-1:														
10/31/2023	12.04	.47	(.13)	.34	(.46)	(.18)	(.64)	11.74	2.75	77	.37	.37	.65	3.80
10/31/2022	14.01	.39	(1.72)	(1.33)	(.39)	(.25)	(.64)	12.04	(9.83)	75	.37	.37	.66	3.02
10/31/2021	12.25	.36	2.07	2.43	(.40)	(.27)	(.67)	14.01	20.28	82	.37	.37	.64	2.70
10/31/2020	12.80	.40	(.37)	.03	(.41)	(.17)	(.58)	12.25	.26	87	.37	.37	.64	3.22
10/31/2019	12.23	.40	.74	1.14	(.40)	(.17)	(.57)	12.80	9.70	90	.38	.38	.67	3.25
Class F-2:														
10/31/2023	12.05	.50	(.13)	.37	(.49)	(.18)	(.67)	11.75	3.02	573	.11	.11	.39	4.07
10/31/2022	14.02	.43	(1.72)	(1.29)	(.43)	(.25)	(.68)	12.05	(9.59)	574	.11	.11	.40	3.27
10/31/2021	12.26	.39	2.08	2.47	(.44)	(.27)	(.71)	14.02	20.58	546	.11	.11	.38	2.90
10/31/2020	12.81	.43	(.36)	.07	(.45)	(.17)	(.62)	12.26	.52	387	.12	.12	.39	3.48
10/31/2019	12.24	.44	.73	1.17	(.43)	(.17)	(.60)	12.81	9.98	411	.12	.12	.41	3.49
Class F-3:														
10/31/2023	12.04	.51	(.14)	.37	(.50)	(.18)	(.68)	11.73	3.04	102	.01	.01	.29	4.17
10/31/2022	14.00	.44	(1.71)	(1.27)	(.44)	(.25)	(.69)	12.04	(9.44)	106	.01	.01	.30	3.35
10/31/2021	12.25	.40	2.07	2.47	(.45)	(.27)	(.72)	14.00	20.64	99	.01	.01	.28	2.98
10/31/2020	12.80	.45	(.37)	.08	(.46)	(.17)	(.63)	12.25	.63	60	.01	.01	.28	3.58
10/31/2019	12.22	.45	.74	1.19	(.44)	(.17)	(.61)	12.80	10.19	56	.02	.02	.31	3.63
Class 529-A:														
10/31/2023	12.03	.47	(.14)	.33	(.46)	(.18)	(.64)	11.72	2.69	270	.36	.36	.64	3.82
10/31/2022	13.99	.40	(1.71)	(1.31)	(.40)	(.25)	(.65)	12.03	(9.75)	267	.34	.34	.63	3.03
10/31/2021	12.24	.36	2.06	2.42	(.40)	(.27)	(.67)	13.99	20.25	289	.35	.35	.62	2.66
10/31/2020	12.79	.40	(.36)	.04	(.42)	(.17)	(.59)	12.24	.28	209	.37	.37	.64	3.20
10/31/2019	12.21	.40	.75	1.15	(.40)	(.17)	(.57)	12.79	9.83	176	.36	.36	.65	3.24
Class 529-C:														
10/31/2023	11.98	.38	(.13)	.25	(.37)	(.18)	(.55)	11.68	1.99	23	1.11	1.11	1.39	3.07
10/31/2022	13.93	.30	(1.71)	(1.41)	(.29)	(.25)	(.54)	11.98	(10.44)	26	1.11	1.11	1.40	2.27
10/31/2021	12.19	.26	2.05	2.31	(.30)	(.27)	(.57)	13.93	19.35	34	1.10	1.10	1.37	1.92
10/31/2020	12.73	.32	(.37)	(.05)	(.32)	(.17)	(.49)	12.19	(.46)	30	1.11	1.11	1.38	2.58
10/31/2019	12.16	.31	.74	1.05	(.31)	(.17)	(.48)	12.73	8.96	54	1.12	1.12	1.41	2.49
Class 529-E:														
10/31/2023	12.02	.44	(.13)	.31	(.43)	(.18)	(.61)	11.72	2.52	8	.59	.59	.87	3.57
10/31/2022	13.98	.37	(1.72)	(1.35)	(.36)	(.25)	(.61)	12.02	(9.99)	9	.59	.59	.88	2.80
10/31/2021	12.23	.33	2.07	2.40	(.38)	(.27)	(.65)	13.98	20.01	10	.58	.58	.85	2.42
10/31/2020	12.79	.37	(.37)	— ⁶	(.39)	(.17)	(.56)	12.23	(.03)	7	.59	.59	.86	3.01
10/31/2019	12.21	.38	.74	1.12	(.37)	(.17)	(.54)	12.79	9.55	6	.59	.59	.88	3.07
Class 529-T:														
10/31/2023	12.04	.50	(.14)	.36	(.49)	(.18)	(.67)	11.73	2.95 ⁷	— ⁸	.10 ⁷	.10 ⁷	.38 ⁷	4.07 ⁷
10/31/2022	14.00	.43	(1.71)	(1.28)	(.43)	(.25)	(.68)	12.04	(9.51) ⁷	— ⁸	.09 ⁷	.09 ⁷	.38 ⁷	3.29 ⁷
10/31/2021	12.25	.39	2.07	2.46	(.44)	(.27)	(.71)	14.00	20.52 ⁷	— ⁸	.11 ⁷	.11 ⁷	.38 ⁷	2.92 ⁷
10/31/2020	12.80	.43	(.36)	.07	(.45)	(.17)	(.62)	12.25	.54 ⁷	— ⁸	.11 ⁷	.11 ⁷	.38 ⁷	3.48 ⁷
10/31/2019	12.22	.44	.74	1.18	(.43)	(.17)	(.60)	12.80	10.08 ⁷	— ⁸	.11 ⁷	.11 ⁷	.40 ⁷	3.51 ⁷
Class 529-F-1:														
10/31/2023	12.04	.49	(.13)	.36	(.48)	(.18)	(.66)	11.74	2.94 ⁷	— ⁸	.18 ⁷	.18 ⁷	.46 ⁷	3.99 ⁷
10/31/2022	14.00	.42	(1.71)	(1.29)	(.42)	(.25)	(.67)	12.04	(9.60) ⁷	— ⁸	.18 ⁷	.18 ⁷	.47 ⁷	3.20 ⁷
10/31/2021	12.25	.38	2.07	2.45	(.43)	(.27)	(.70)	14.00	20.47 ⁷	— ⁸	.16 ⁷	.16 ⁷	.43 ⁷	2.84 ⁷
10/31/2020	12.80	.43	(.36)	.07	(.45)	(.17)	(.62)	12.25	.53 ⁷	— ⁸	.12 ⁷	.12 ⁷	.39 ⁷	3.46 ⁷
10/31/2019	12.23	.43	.74	1.17	(.43)	(.17)	(.60)	12.80	9.99	32	.12	.12	.41	3.46

Year ended	Net asset value, beginning of year	Income (loss) from investment operations ¹			Dividends and distributions			Net asset value, end of year	Total return ^{2,3}	Net assets, end of year (in millions)	Ratio of expenses to average net assets before waivers/reimbursements ⁴	Ratio of expenses to average net assets after waivers/reimbursements ^{3,4}	Net effective expense ratio ^{3,5}	Ratio of net income to average net assets ³
		Net investment income	Net (losses) gains on securities (both realized and unrealized)	Total from investment operations	Dividends (from net investment income)	Distributions (from capital gains)	Total dividends and distributions							
Class S29-F-2:														
10/31/2023	\$12.03	\$.50	\$(.13)	\$.37	\$(.49)	\$(.18)	\$(.67)	\$11.73	3.04%	\$50	.10%	.10%	.38%	4.07%
10/31/2022	13.99	.43	(1.71)	(1.28)	(.43)	(.25)	(.68)	12.03	(9.54)	47	.11	.11	.40	3.27
10/31/2021	12.24	.39	2.06	2.45	(.43)	(.27)	(.70)	13.99	20.51	52	.13	.13	.40	2.87
10/31/2020 ^{10,11}	12.24	–	–	–	–	–	–	12.24	–	36	–	–	–	–
Class S29-F-3:														
10/31/2023	12.03	.50	(.12)	.38	(.50)	(.18)	(.68)	11.73	3.06	– ⁸	.07	.07	.35	4.10
10/31/2022	13.99	.43	(1.71)	(1.28)	(.43)	(.25)	(.68)	12.03	(9.50)	– ⁸	.07	.07	.36	3.31
10/31/2021	12.24	.40	2.06	2.46	(.44)	(.27)	(.71)	13.99	20.58	– ⁸	.12	.07	.34	2.95
10/31/2020 ^{10,11}	12.24	–	–	–	–	–	–	12.24	–	– ⁸	–	–	–	–
Class ABLE-A:														
10/31/2023	12.02	.48	(.12)	.36	(.47)	(.18)	(.65)	11.73	2.93	4	.30	.24	.52	3.89
10/31/2022	13.99	.41	(1.72)	(1.31)	(.41)	(.25)	(.66)	12.02	(9.77)	3	.29	.23	.52	3.14
10/31/2021	12.23	.38	2.07	2.45	(.42)	(.27)	(.69)	13.99	20.53	2	.21	.15	.42	2.80
10/31/2020	12.78	.40	(.36)	.04	(.42)	(.17)	(.59)	12.23	.29	1	.38	.31	.58	3.23
10/31/2019	12.22	.40	.74	1.14	(.41)	(.17)	(.58)	12.78	9.72	– ⁸	.39	.32	.61	3.17
Class ABLE-F-2:														
10/31/2023	12.04	.51	(.14)	.37	(.49)	(.18)	(.67)	11.74	3.05	– ⁸	.09	.03	.31	4.12
10/31/2022	14.00	.43	(1.71)	(1.28)	(.43)	(.25)	(.68)	12.04	(9.49)	– ⁸	.08	.03	.32	3.42
10/31/2021	12.24	.40	2.07	2.47	(.44)	(.27)	(.71)	14.00	20.68	– ⁸	.08	.02	.29	2.91
10/31/2020 ^{10,11}	12.24	–	–	–	–	–	–	12.24	–	– ⁸	–	–	–	–
Class R-1:														
10/31/2023	11.97	.38	(.13)	.25	(.38)	(.18)	(.56)	11.66	1.97	2	1.07	1.07	1.35	3.09
10/31/2022	13.93	.30	(1.71)	(1.41)	(.30)	(.25)	(.55)	11.97	(10.45)	2	1.06	1.06	1.35	2.34
10/31/2021	12.18	.26	2.07	2.33	(.31)	(.27)	(.58)	13.93	19.47	2	1.09	1.09	1.36	1.97
10/31/2020	12.74	.30	(.36)	(.06)	(.33)	(.17)	(.50)	12.18	(.54)	2	1.13	1.13	1.40	2.45
10/31/2019	12.17	.31	.74	1.05	(.31)	(.17)	(.48)	12.74	8.93	2	1.14	1.14	1.43	2.48
Class R-2:														
10/31/2023	11.96	.38	(.14)	.24	(.37)	(.18)	(.55)	11.65	1.95	40	1.09	1.09	1.37	3.07
10/31/2022	13.91	.30	(1.70)	(1.40)	(.30)	(.25)	(.55)	11.96	(10.44)	39	1.08	1.08	1.37	2.31
10/31/2021	12.17	.26	2.06	2.32	(.31)	(.27)	(.58)	13.91	19.43	49	1.07	1.07	1.34	1.97
10/31/2020	12.72	.31	(.36)	(.05)	(.33)	(.17)	(.50)	12.17	(.44)	43	1.08	1.08	1.35	2.52
10/31/2019	12.16	.31	.74	1.05	(.32)	(.17)	(.49)	12.72	8.93	44	1.10	1.10	1.39	2.52
Class R-2E:														
10/31/2023	12.04	.41	(.13)	.28	(.42)	(.18)	(.60)	11.72	2.24	2	.80	.80	1.08	3.35
10/31/2022	14.00	.34	(1.72)	(1.38)	(.33)	(.25)	(.58)	12.04	(10.18)	1	.78	.78	1.07	2.56
10/31/2021	12.25	.30	2.07	2.37	(.35)	(.27)	(.62)	14.00	19.76	1	.82	.80	1.07	2.20
10/31/2020	12.79	.34	(.36)	(.02)	(.35)	(.17)	(.52)	12.25	(.22)	– ⁸	.83	.83	1.10	2.74
10/31/2019	12.22	.34	.75	1.09	(.35)	(.17)	(.52)	12.79	9.27	1	.82	.82	1.11	2.74
Class R-3:														
10/31/2023	12.01	.43	(.13)	.30	(.43)	(.18)	(.61)	11.70	2.40	40	.64	.64	.92	3.55
10/31/2022	13.97	.36	(1.71)	(1.35)	(.36)	(.25)	(.61)	12.01	(10.03)	42	.63	.63	.92	2.74
10/31/2021	12.22	.32	2.07	2.39	(.37)	(.27)	(.64)	13.97	19.95	43	.63	.63	.90	2.39
10/31/2020	12.77	.37	(.37)	– ⁶	(.38)	(.17)	(.55)	12.22	–	35	.64	.64	.91	2.94
10/31/2019	12.20	.37	.74	1.11	(.37)	(.17)	(.54)	12.77	9.43	34	.66	.66	.95	2.95
Class R-4:														
10/31/2023	12.04	.47	(.13)	.34	(.46)	(.18)	(.64)	11.74	2.78	31	.34	.34	.62	3.81
10/31/2022	14.00	.40	(1.71)	(1.31)	(.40)	(.25)	(.65)	12.04	(9.74)	31	.34	.34	.63	3.04
10/31/2021	12.25	.37	2.05	2.42	(.40)	(.27)	(.67)	14.00	20.23	35	.35	.35	.62	2.74
10/31/2020	12.80	.40	(.36)	.04	(.42)	(.17)	(.59)	12.25	.28	33	.36	.36	.63	3.24
10/31/2019	12.22	.40	.75	1.15	(.40)	(.17)	(.57)	12.80	9.80	37	.37	.37	.66	3.21
Class R-5E:														
10/31/2023	12.02	.49	(.12)	.37	(.49)	(.18)	(.67)	11.72	2.99	8	.14	.14	.42	4.00
10/31/2022	13.99	.42	(1.72)	(1.30)	(.42)	(.25)	(.67)	12.02	(9.65)	7	.16	.16	.45	3.25
10/31/2021	12.23	.41	2.05	2.46	(.43)	(.27)	(.70)	13.99	20.56	5	.17	.17	.44	3.02
10/31/2020	12.79	.42	(.37)	.05	(.44)	(.17)	(.61)	12.23	.40	7	.17	.17	.44	3.37
10/31/2019	12.21	.42	.76	1.18	(.43)	(.17)	(.60)	12.79	10.04	5	.16	.16	.45	3.36
Class R-5:														
10/31/2023	12.07	.51	(.14)	.37	(.50)	(.18)	(.68)	11.76	2.98	8	.06	.06	.34	4.12
10/31/2022	14.03	.44	(1.72)	(1.28)	(.43)	(.25)	(.68)	12.07	(9.46)	10	.06	.06	.35	3.33
10/31/2021	12.27	.40	2.07	2.47	(.44)	(.27)	(.71)	14.03	20.62	8	.06	.06	.33	2.96
10/31/2020	12.83	.44	(.38)	.06	(.45)	(.17)	(.62)	12.27	.50	6	.06	.06	.33	3.56
10/31/2019	12.25	.44	.75	1.19	(.44)	(.17)	(.61)	12.83	10.11	8	.07	.07	.36	3.56
Class R-6:														
10/31/2023	12.06	.51	(.13)	.38	(.50)	(.18)	(.68)	11.76	3.12	113	.01	.01	.29	4.13
10/31/2022	14.03	.44	(1.72)	(1.28)	(.44)	(.25)	(.69)	12.06	(9.49)	82	.01	.01	.30	3.36
10/31/2021	12.27	.41	2.07	2.48	(.45)	(.27)	(.72)	14.03	20.68	83	.01	.01	.28	3.00
10/31/2020	12.82	.45	(.37)	.08	(.46)	(.17)	(.63)	12.27	.63	61	.02	.02	.29	3.58
10/31/2019	12.24	.45	.74	1.19	(.44)	(.17)	(.61)	12.82	10.17	63	.02	.02	.31	3.61

American Funds Tax-Aware Conservative Growth and Income Portfolio

Year ended	Net asset value, beginning of year	Income (loss) from investment operations ¹			Dividends and distributions			Net asset value, end of year	Total return ²	Net assets, end of year (in millions)	Ratio of expenses to average net assets ⁴	Net effective expense ratio ⁵	Ratio of net income to average net assets
		Net investment income	Net gains (losses) on securities (both realized and unrealized)	Total from investment operations	Dividends (from net investment income)	Distributions (from capital gains)	Total dividends and distributions						
Class A:													
10/31/2023	\$13.80	\$.36	\$.32	\$.68	\$(.35)	\$(.29)	\$(.64)	\$13.84	4.92%	\$3,127	.34%	.64%	2.48%
10/31/2022	16.11	.31	(2.20)	(1.89)	(.32)	(.10)	(.42)	13.80	(11.98)	3,127	.34	.63	2.04
10/31/2021	13.80	.28	2.40	2.68	(.29)	(.08)	(.37)	16.11	19.58	3,309	.34	.64	1.83
10/31/2020	14.05	.31	(.04)	.27	(.32)	(.20)	(.52)	13.80	1.95	2,298	.35	.66	2.28
10/31/2019	13.22	.34	1.07	1.41	(.34)	(.24)	(.58)	14.05	11.08	2,027	.35	.68	2.54
Class C:													
10/31/2023	13.70	.25	.32	.57	(.25)	(.29)	(.54)	13.73	4.13	301	1.04	1.34	1.79
10/31/2022	15.99	.20	(2.18)	(1.98)	(.21)	(.10)	(.31)	13.70	(12.58)	342	1.04	1.33	1.33
10/31/2021	13.70	.17	2.38	2.55	(.18)	(.08)	(.26)	15.99	18.76	414	1.04	1.34	1.13
10/31/2020	13.94	.22	(.04)	.18	(.22)	(.20)	(.42)	13.70	1.32	331	1.05	1.36	1.58
10/31/2019	13.13	.25	1.05	1.30	(.25)	(.24)	(.49)	13.94	10.24	327	1.05	1.38	1.84
Class T:													
10/31/2023	13.81	.41	.31	.72	(.40)	(.29)	(.69)	13.84	5.18 ⁷	– ⁸	.01 ⁷	.31 ⁷	2.82 ⁷
10/31/2022	16.11	.35	(2.19)	(1.84)	(.36)	(.10)	(.46)	13.81	(11.65) ⁷	– ⁸	.04 ⁷	.33 ⁷	2.33 ⁷
10/31/2021	13.80	.33	2.39	2.72	(.33)	(.08)	(.41)	16.11	19.93 ⁷	– ⁸	.04 ⁷	.34 ⁷	2.14 ⁷
10/31/2020	14.05	.36	(.05)	.31	(.36)	(.20)	(.56)	13.80	2.26 ⁷	– ⁸	.05 ⁷	.36 ⁷	2.58 ⁷
10/31/2019	13.22	.39	1.06	1.45	(.38)	(.24)	(.62)	14.05	11.40 ⁷	– ⁸	.05 ⁷	.38 ⁷	2.85 ⁷
Class F-1:													
10/31/2023	13.80	.35	.32	.67	(.35)	(.29)	(.64)	13.83	4.80	233	.38	.68	2.45
10/31/2022	16.11	.30	(2.20)	(1.90)	(.31)	(.10)	(.41)	13.80	(12.02)	241	.39	.68	1.98
10/31/2021	13.80	.28	2.39	2.67	(.28)	(.08)	(.36)	16.11	19.53	286	.38	.68	1.79
10/31/2020	14.04	.31	(.04)	.27	(.31)	(.20)	(.51)	13.80	1.98	233	.39	.70	2.25
10/31/2019	13.22	.34	1.06	1.40	(.34)	(.24)	(.58)	14.04	10.96	247	.39	.72	2.50
Class F-2:													
10/31/2023	13.83	.39	.32	.71	(.39)	(.29)	(.68)	13.86	5.07	459	.12	.42	2.70
10/31/2022	16.14	.34	(2.20)	(1.86)	(.35)	(.10)	(.45)	13.83	(11.76)	439	.12	.41	2.26
10/31/2021	13.82	.32	2.40	2.72	(.32)	(.08)	(.40)	16.14	19.89	450	.11	.41	2.05
10/31/2020	14.07	.35	(.05)	.30	(.35)	(.20)	(.55)	13.82	2.17	282	.12	.43	2.51
10/31/2019	13.24	.38	1.06	1.44	(.37)	(.24)	(.61)	14.07	11.31	272	.13	.46	2.76
Class F-3:													
10/31/2023	13.82	.40	.32	.72	(.40)	(.29)	(.69)	13.85	5.18	120	.01	.31	2.81
10/31/2022	16.13	.36	(2.20)	(1.84)	(.37)	(.10)	(.47)	13.82	(11.67)	115	.01	.30	2.37
10/31/2021	13.81	.34	2.40	2.74	(.34)	(.08)	(.42)	16.13	20.02	98	.01	.31	2.15
10/31/2020	14.06	.36	(.05)	.31	(.36)	(.20)	(.56)	13.81	2.29	60	.02	.33	2.61
10/31/2019	13.23	.39	1.07	1.46	(.39)	(.24)	(.63)	14.06	11.43	54	.02	.35	2.91

American Funds Preservation Portfolio

Year ended	Net asset value, beginning of year	Income (loss) from investment operations ¹			Dividends and distributions			Net asset value, end of year	Total return ^{2,3}	Net assets, end of year (in millions)	Ratio of expenses to average net assets before waivers/reimbursements ⁴	Ratio of expenses to average net assets after waivers/reimbursements ^{3,4}	Net effective expense ratio ^{3,5}	Ratio of net income (loss) to average net assets ³
		Net investment income (loss)	Net (losses) gains on securities (both realized and unrealized)	Total from investment operations	Dividends (from net investment income)	Distributions (from capital gains)	Total dividends and distributions							
Class A:														
10/31/2023	\$9.28	\$.30	\$(.12)	\$.18	\$(.30)	\$-	\$(.30)	\$9.16	1.95%	\$1,385	.39%	.39%	.66%	3.26%
10/31/2022	10.20	.15	(.91)	(.76)	(.15)	(.01)	(.16)	9.28	(7.49)	1,666	.37	.37	.63	1.57
10/31/2021	10.40	.06	(.06)	— ⁶	(.19)	(.01)	(.20)	10.20	(.07)	1,906	.38	.38	.63	.62
10/31/2020	10.01	.13	.41	.54	(.15)	—	(.15)	10.40	5.39	1,805	.39	.39	.66	1.25
10/31/2019	9.70	.18	.31	.49	(.18)	—	(.18)	10.01	5.07	1,035	.39	.39	.68	1.82
Class C:														
10/31/2023	9.26	.24	(.12)	.12	(.24)	—	(.24)	9.14	1.23	73	1.08	1.08	1.35	2.55
10/31/2022	10.18	.08	(.90)	(.82)	(.09)	(.01)	(.10)	9.26	(8.12)	104	1.07	1.07	1.33	.85
10/31/2021	10.38	(.01)	(.06)	(.07)	(.12)	(.01)	(.13)	10.18	(.70)	143	1.08	1.08	1.33	(.09)
10/31/2020	10.00	.06	.40	.46	(.08)	—	(.08)	10.38	4.58	174	1.09	1.09	1.36	.57
10/31/2019	9.68	.11	.32	.43	(.11)	—	(.11)	10.00	4.43	119	1.11	1.11	1.40	1.10
Class T:														
10/31/2023	9.29	.34	(.13)	.21	(.33)	—	(.33)	9.17	2.31 ⁷	— ⁸	.03 ⁷	.03 ⁷	.30 ⁷	3.63 ⁷
10/31/2022	10.20	.18	(.90)	(.72)	(.18)	(.01)	(.19)	9.29	(7.12) ⁷	— ⁸	.07 ⁷	.07 ⁷	.33 ⁷	1.87 ⁷
10/31/2021	10.40	.09	(.06)	.03	(.22)	(.01)	(.23)	10.20	.22 ⁷	— ⁸	.09 ⁷	.09 ⁷	.34 ⁷	.91 ⁷
10/31/2020	10.01	.16	.41	.57	(.18)	—	(.18)	10.40	5.70 ⁷	— ⁸	.10 ⁷	.10 ⁷	.37 ⁷	1.61 ⁷
10/31/2019	9.70	.21	.31	.52	(.21)	—	(.21)	10.01	5.38 ⁷	— ⁸	.10 ⁷	.10 ⁷	.39 ⁷	2.11 ⁷
Class F-1:														
10/31/2023	9.28	.30	(.11)	.19	(.30)	—	(.30)	9.17	2.05	22	.38	.38	.65	3.25
10/31/2022	10.20	.15	(.91)	(.76)	(.15)	(.01)	(.16)	9.28	(7.51)	32	.38	.38	.64	1.54
10/31/2021	10.40	.06	(.07)	(.01)	(.18)	(.01)	(.19)	10.20	(.09)	53	.39	.39	.64	.60
10/31/2020	10.01	.12	.42	.54	(.15)	—	(.15)	10.40	5.42	65	.38	.38	.65	1.17
10/31/2019	9.70	.18	.31	.49	(.18)	—	(.18)	10.01	5.06	22	.40	.40	.69	1.81
Class F-2:														
10/31/2023	9.28	.33	(.12)	.21	(.33)	—	(.33)	9.16	2.22	181	.12	.12	.39	3.50
10/31/2022	10.20	.18	(.92)	(.74)	(.17)	(.01)	(.18)	9.28	(7.27)	314	.12	.12	.38	1.81
10/31/2021	10.40	.09	(.07)	.02	(.21)	(.01)	(.22)	10.20	.18	422	.13	.13	.38	.87
10/31/2020	10.01	.15	.41	.56	(.17)	—	(.17)	10.40	5.68	412	.12	.12	.39	1.41
10/31/2019	9.70	.21	.31	.52	(.21)	—	(.21)	10.01	5.36	107	.12	.12	.41	2.09
Class F-3:														
10/31/2023	9.28	.34	(.12)	.22	(.34)	—	(.34)	9.16	2.34	60	.01	.01	.28	3.64
10/31/2022	10.20	.19	(.91)	(.72)	(.19)	(.01)	(.20)	9.28	(7.16)	64	.01	.01	.27	1.93
10/31/2021	10.40	.10	(.07)	.03	(.22)	(.01)	(.23)	10.20	.29	74	.02	.02	.27	1.01
10/31/2020	10.01	.15	.42	.57	(.18)	—	(.18)	10.40	5.77	53	.03	.03	.30	1.46
10/31/2019	9.69	.22	.31	.53	(.21)	—	(.21)	10.01	5.56	9	.03	.03	.32	2.17
Class 529-A:														
10/31/2023	9.28	.31	(.13)	.18	(.30)	—	(.30)	9.16	1.96	167	.38	.38	.65	3.27
10/31/2022	10.20	.15	(.91)	(.76)	(.15)	(.01)	(.16)	9.28	(7.49)	181	.37	.37	.63	1.57
10/31/2021	10.39	.06	(.05)	.01	(.19)	(.01)	(.20)	10.20	.03	214	.37	.37	.62	.63
10/31/2020	10.00	.13	.41	.54	(.15)	—	(.15)	10.39	5.40	211	.39	.39	.66	1.25
10/31/2019	9.69	.18	.31	.49	(.18)	—	(.18)	10.00	5.07	132	.40	.40	.69	1.81
Class 529-C:														
10/31/2023	9.26	.23	(.12)	.11	(.23)	—	(.23)	9.14	1.18	9	1.14	1.14	1.41	2.50
10/31/2022	10.18	.08	(.91)	(.83)	(.08)	(.01)	(.09)	9.26	(8.17)	12	1.13	1.13	1.39	.81
10/31/2021	10.39	(.01)	(.07)	(.08)	(.12)	(.01)	(.13)	10.18	(.82)	17	1.13	1.13	1.38	(.13)
10/31/2020	10.00	.06	.40	.46	(.07)	—	(.07)	10.39	4.60	21	1.15	1.15	1.42	.61
10/31/2019	9.69	.10	.31	.41	(.10)	—	(.10)	10.00	4.27	31	1.16	1.16	1.45	1.05
Class 529-E:														
10/31/2023	9.28	.28	(.12)	.16	(.28)	—	(.28)	9.16	1.73	4	.60	.60	.87	3.05
10/31/2022	10.19	.13	(.90)	(.77)	(.13)	(.01)	(.14)	9.28	(7.61)	5	.59	.59	.85	1.34
10/31/2021	10.39	.04	(.07)	(.03)	(.16)	(.01)	(.17)	10.19	(.30)	7	.60	.60	.85	.40
10/31/2020	10.00	.11	.40	.51	(.12)	—	(.12)	10.39	5.16	8	.61	.61	.88	1.06
10/31/2019	9.69	.16	.31	.47	(.16)	—	(.16)	10.00	4.84	6	.62	.62	.91	1.59
Class 529-T:														
10/31/2023	9.29	.33	(.12)	.21	(.33)	—	(.33)	9.17	2.24 ⁷	— ⁸	.10 ⁷	.10 ⁷	.37 ⁷	3.55 ⁷
10/31/2022	10.20	.18	(.91)	(.73)	(.17)	(.01)	(.18)	9.29	(7.19) ⁷	— ⁸	.14 ⁷	.14 ⁷	.40 ⁷	1.80 ⁷
10/31/2021	10.40	.09	(.07)	.02	(.21)	(.01)	(.22)	10.20	.16 ⁷	— ⁸	.15 ⁷	.15 ⁷	.40 ⁷	.85 ⁷
10/31/2020	10.01	.16	.40	.56	(.17)	—	(.17)	10.40	5.63 ⁷	— ⁸	.16 ⁷	.16 ⁷	.43 ⁷	1.54 ⁷
10/31/2019	9.70	.20	.31	.51	(.20)	—	(.20)	10.01	5.31 ⁷	— ⁸	.17 ⁷	.17 ⁷	.46 ⁷	2.04 ⁷
Class 529-F-1:														
10/31/2023	9.28	.32	(.12)	.20	(.32)	—	(.32)	9.16	2.13 ⁷	— ⁸	.21 ⁷	.21 ⁷	.48 ⁷	3.45 ⁷
10/31/2022	10.20	.17	(.91)	(.74)	(.17)	(.01)	(.18)	9.28	(7.33) ⁷	— ⁸	.19 ⁷	.19 ⁷	.45 ⁷	1.75 ⁷
10/31/2021	10.40	.08	(.06)	.02	(.21)	(.01)	(.22)	10.20	.13 ⁷	— ⁸	.19 ⁷	.19 ⁷	.44 ⁷	.81 ⁷
10/31/2020	10.01	.16	.40	.56	(.17)	—	(.17)	10.40	5.64 ⁷	— ⁸	.15 ⁷	.15 ⁷	.42 ⁷	1.52 ⁷
10/31/2019	9.69	.20	.32	.52	(.20)	—	(.20)	10.01	5.42	29	.17	.17	.46	2.05

Year ended	Net asset value, beginning of year	Income (loss) from investment operations ¹			Dividends and distributions			Net asset value, end of year	Total return ^{2,3}	Net assets, end of year (in millions)	Ratio of expenses to average net assets before waivers/reimbursements ⁴	Ratio of expenses to average net assets after waivers/reimbursements ^{3,4}	Net effective expense ratio ^{3,5}	Ratio of net income (loss) to average net assets ³
		Net investment income (loss)	Net (losses) gains on securities (both realized and unrealized)	Total from investment operations	Dividends (from net investment income)	Distributions (from capital gains)	Total dividends and distributions							
Class S29-F-2:														
10/31/2023	\$9.29	\$.33	\$(.12)	\$.21	\$(.33)	\$-	\$(.33)	\$9.17	2.25%	\$42	.10%	.10%	.37%	3.56%
10/31/2022	10.20	.18	(.90)	(.72)	(.18)	(.01)	(.19)	9.29	(7.16)	39	.11	.11	.37	1.83
10/31/2021	10.40	.09	(.07)	.02	(.21)	(.01)	(.22)	10.20	.17	44	.14	.14	.39	.86
10/31/2020 ^{10,11}	10.40	-	-	-	-	-	-	10.40	-	40	-	-	-	-
Class S29-F-3:														
10/31/2023	9.29	.33	(.12)	.21	(.33)	-	(.33)	9.17	2.26	- ⁸	.09	.09	.36	3.57
10/31/2022	10.20	.18	(.90)	(.72)	(.18)	(.01)	(.19)	9.29	(7.13)	- ⁸	.08	.08	.34	1.86
10/31/2021	10.40	.09	(.06)	.03	(.22)	(.01)	(.23)	10.20	.22	- ⁸	.15	.09	.34	.90
10/31/2020 ^{10,11}	10.40	-	-	-	-	-	-	10.40	-	- ⁸	-	-	-	-
Class ABLE-A:														
10/31/2023	9.29	.32	(.12)	.20	(.31)	-	(.31)	9.18	2.14	1	.31	.25	.52	3.41
10/31/2022	10.21	.17	(.92)	(.75)	(.16)	(.01)	(.17)	9.29	(7.42)	1	.30	.25	.51	1.71
10/31/2021	10.40	.08	(.06)	.02	(.20)	(.01)	(.21)	10.21	.17	1	.25	.19	.44	.82
10/31/2020	10.01	.13	.41	.54	(.15)	-	(.15)	10.40	5.39	- ⁸	.39	.33	.60	1.30
10/31/2019	9.69	.19	.31	.50	(.18)	-	(.18)	10.01	5.21	- ⁸	.40	.34	.63	1.89
Class ABLE-F-2:														
10/31/2023	9.32	.34	(.12)	.22	(.33)	-	(.33)	9.21	2.35	- ⁸	.10	.04	.31	3.60
10/31/2022	10.21	.19	(.89)	(.70)	(.18)	(.01)	(.19)	9.32	(6.94)	- ⁸	.09	.03	.29	1.93
10/31/2021	10.40	.10	(.06)	.04	(.22)	(.01)	(.23)	10.21	.32	- ⁸	.09	.03	.28	.96
10/31/2020 ^{10,11}	10.40	-	-	-	-	-	-	10.40	-	- ⁸	-	-	-	-
Class R-1:														
10/31/2023	9.26	.24	(.12)	.12	(.24)	-	(.24)	9.14	1.28	1	1.05	1.05	1.32	2.59
10/31/2022	10.18	.08	(.91)	(.83)	(.08)	(.01)	(.09)	9.26	(8.13)	1	1.11	1.11	1.37	.84
10/31/2021	10.39	(.02)	(.06)	(.08)	(.12)	(.01)	(.13)	10.18	(.83)	1	1.16	1.16	1.41	(1.16)
10/31/2020	10.01	.04	.41	.45	(.07)	-	(.07)	10.39	4.50	1	1.18	1.18	1.45	.41
10/31/2019	9.69	.10	.32	.42	(.10)	-	(.10)	10.01	4.34	- ⁸	1.18	1.18	1.47	1.02
Class R-2:														
10/31/2023	9.24	.24	(.12)	.12	(.24)	-	(.24)	9.12	1.26	19	1.08	1.08	1.35	2.58
10/31/2022	10.16	.08	(.90)	(.82)	(.09)	(.01)	(.10)	9.24	(8.13)	18	1.09	1.09	1.35	.86
10/31/2021	10.37	(.01)	(.07)	(.08)	(.12)	(.01)	(.13)	10.16	(.80)	19	1.12	1.12	1.37	(.12)
10/31/2020	9.98	.06	.40	.46	(.07)	-	(.07)	10.37	4.66	25	1.13	1.13	1.40	.55
10/31/2019	9.67	.11	.31	.42	(.11)	-	(.11)	9.98	4.32	17	1.13	1.13	1.42	1.09
Class R-2E:														
10/31/2023	9.28	.27	(.13)	.14	(.26)	-	(.26)	9.16	1.49	1	.82	.82	1.09	2.86
10/31/2022	10.20	.10	(.90)	(.80)	(.11)	(.01)	(.12)	9.28	(7.91)	1	.82	.82	1.08	1.06
10/31/2021	10.40	.01	(.06)	(.05)	(.14)	(.01)	(.15)	10.20	(.54)	1	.86	.85	1.10	.13
10/31/2020	10.01	.08	.41	.49	(.10)	-	(.10)	10.40	4.95	1	.83	.83	1.10	.82
10/31/2019	9.70	.14	.30	.44	(.13)	-	(.13)	10.01	4.57	1	.86	.86	1.15	1.37
Class R-3:														
10/31/2023	9.27	.28	(.12)	.16	(.28)	-	(.28)	9.15	1.69	27	.64	.64	.91	3.01
10/31/2022	10.19	.13	(.92)	(.79)	(.12)	(.01)	(.13)	9.27	(7.74)	29	.64	.64	.90	1.31
10/31/2021	10.39	.04	(.07)	(.03)	(.16)	(.01)	(.17)	10.19	(.35)	29	.66	.66	.91	.34
10/31/2020	10.00	.10	.41	.51	(.12)	-	(.12)	10.39	5.12	29	.67	.67	.94	.99
10/31/2019	9.69	.15	.31	.46	(.15)	-	(.15)	10.00	4.77	19	.67	.67	.96	1.54
Class R-4:														
10/31/2023	9.29	.31	(.12)	.19	(.31)	-	(.31)	9.17	2.00	11	.34	.34	.61	3.32
10/31/2022	10.20	.16	(.91)	(.75)	(.15)	(.01)	(.16)	9.29	(7.36)	13	.33	.33	.59	1.60
10/31/2021	10.40	.07	(.07)	- ⁶	(.19)	(.01)	(.20)	10.20	(.05)	15	.35	.35	.60	.64
10/31/2020	10.01	.13	.41	.54	(.15)	-	(.15)	10.40	5.43	17	.36	.36	.63	1.31
10/31/2019	9.70	.18	.31	.49	(.18)	-	(.18)	10.01	5.09	12	.37	.37	.66	1.84
Class R-5E:														
10/31/2023	9.29	.32	(.12)	.20	(.32)	-	(.32)	9.17	2.17	3	.17	.17	.44	3.45
10/31/2022	10.21	.18	(.92)	(.74)	(.17)	(.01)	(.18)	9.29	(7.29)	4	.16	.16	.42	1.80
10/31/2021	10.41	.08	(.06)	.02	(.21)	(.01)	(.22)	10.21	.13	3	.17	.17	.42	.82
10/31/2020	10.02	.15	.41	.56	(.17)	-	(.17)	10.41	5.61	3	.18	.18	.45	1.46
10/31/2019	9.70	.20	.32	.52	(.20)	-	(.20)	10.02	5.41	2	.18	.18	.47	2.04
Class R-5:														
10/31/2023	9.29	.33	(.12)	.21	(.33)	-	(.33)	9.17	2.28	4	.06	.06	.33	3.56
10/31/2022	10.20	.18	(.90)	(.72)	(.18)	(.01)	(.19)	9.29	(7.11)	6	.06	.06	.32	1.87
10/31/2021	10.40	.09	(.06)	.03	(.22)	(.01)	(.23)	10.20	.24	5	.07	.07	.32	.92
10/31/2020	10.01	.15	.42	.57	(.18)	-	(.18)	10.40	5.72	6	.08	.08	.35	1.50
10/31/2019	9.70	.21	.31	.52	(.21)	-	(.21)	10.01	5.40	2	.09	.09	.38	2.12
Class R-6:														
10/31/2023	9.29	.34	(.12)	.22	(.34)	-	(.34)	9.17	2.34	29	.01	.01	.28	3.63
10/31/2022	10.20	.19	(.90)	(.71)	(.19)	(.01)	(.20)	9.29	(7.06)	32	.01	.01	.27	1.92
10/31/2021	10.40	.10	(.07)	.03	(.22)	(.01)	(.23)	10.20	.29	44	.02	.02	.27	.97
10/31/2020	10.01	.16	.41	.57	(.18)	-	(.18)	10.40	5.76	44	.03	.03	.30	1.59
10/31/2019	9.70	.22	.30	.52	(.21)	-	(.21)	10.01	5.45	23	.03	.03	.32	2.18

American Funds Tax-Exempt Preservation Portfolio

Year ended	Net asset value, beginning of year	Income (loss) from investment operations ¹			Dividends (from net investment income)	Net asset value, end of year	Total return ^{2,3}	Net assets, end of year (in millions)	Ratio of expenses to average net assets before reimbursements ⁴	Ratio of expenses to average net assets after reimbursements ^{3,4}	Net effective expense ratio ^{3,5}	Ratio of net income to average net assets ³
		Net investment income	Net (losses) gains on securities (both realized and unrealized)	Total from investment operations								
Class A:												
10/31/2023	\$9.26	\$.18	\$(.04)	\$.14	\$(.18)	\$9.22	1.45%	\$369	.34%	.34%	.58%	1.86%
10/31/2022	9.99	.09	(.71)	(.62)	(.11)	9.26	(6.24)	459	.34	.34	.61	.91
10/31/2021	10.03	.07	(.01)	.06	(.10)	9.99	.60	525	.35	.35	.63	.70
10/31/2020	9.88	.13	.16	.29	(.14)	10.03	2.98	426	.37	.36	.66	1.27
10/31/2019	9.57	.17	.31	.48	(.17)	9.88	5.03	333	.38	.37	.70	1.71
Class C:												
10/31/2023	9.24	.11	(.04)	.07	(.11)	9.20	.73	16	1.04	1.04	1.28	1.15
10/31/2022	9.97	.02	(.71)	(.69)	(.04)	9.24	(6.91)	25	1.04	1.04	1.31	.19
10/31/2021	10.01	-.6	-.6	-.6	(.04)	9.97	(.05)	37	1.05	1.05	1.33	.01
10/31/2020	9.87	.06	.15	.21	(.07)	10.01	2.16	39	1.07	1.06	1.36	.58
10/31/2019	9.56	.10	.31	.41	(.10)	9.87	4.28	39	1.08	1.07	1.40	1.01
Class T:												
10/31/2023	9.26	.21	(.04)	.17	(.21)	9.22	1.79 ⁷	-.8	.01 ⁷	.01 ⁷	.25 ⁷	2.20 ⁷
10/31/2022	9.99	.12	(.71)	(.59)	(.14)	9.26	(5.97) ⁷	-.8	.05 ⁷	.05 ⁷	.32 ⁷	1.21 ⁷
10/31/2021	10.03	.10	(.01)	.09	(.13)	9.99	.89 ⁷	-.8	.05 ⁷	.05 ⁷	.33 ⁷	1.00 ⁷
10/31/2020	9.88	.16	.16	.32	(.17)	10.03	3.28 ⁷	-.8	.07 ⁷	.07 ⁷	.37 ⁷	1.58 ⁷
10/31/2019	9.57	.20	.31	.51	(.20)	9.88	5.34 ⁷	-.8	.08 ⁷	.07 ⁷	.40 ⁷	2.01 ⁷
Class F-1:												
10/31/2023	9.27	.17	(.04)	.13	(.17)	9.23	1.40	2	.39	.39	.63	1.80
10/31/2022	10.00	.08	(.71)	(.63)	(.10)	9.27	(6.30)	3	.39	.39	.66	.79
10/31/2021	10.03	.07	(.01)	.06	(.09)	10.00	.65	7	.40	.40	.68	.66
10/31/2020	9.88	.12	.17	.29	(.14)	10.03	2.93	9	.39	.39	.70	1.16
10/31/2019	9.57	.16	.31	.47	(.16)	9.88	4.95	4	.43	.41	.74	1.66
Class F-2:												
10/31/2023	9.26	.20	(.04)	.16	(.20)	9.22	1.69	64	.11	.11	.35	2.08
10/31/2022	9.99	.10	(.70)	(.60)	(.13)	9.26	(6.04)	98	.12	.12	.39	1.08
10/31/2021	10.03	.09	(.01)	.08	(.12)	9.99	.83	171	.12	.12	.40	.92
10/31/2020	9.88	.15	.16	.31	(.16)	10.03	3.21	112	.13	.13	.43	1.47
10/31/2019	9.57	.19	.31	.50	(.19)	9.88	5.28	58	.14	.13	.46	1.94
Class F-3:												
10/31/2023	9.26	.20	(.03)	.17	(.21)	9.22	1.80	7	.01	.01	.25	2.16
10/31/2022	9.99	.11	(.70)	(.59)	(.14)	9.26	(5.93)	15	.01	.01	.28	1.14
10/31/2021	10.03	.10	(.01)	.09	(.13)	9.99	.93	42	.02	.02	.30	1.01
10/31/2020	9.88	.15	.17	.32	(.17)	10.03	3.32	19	.04	.03	.33	1.54
10/31/2019	9.57	.20	.31	.51	(.20)	9.88	5.37	7	.04	.03	.36	2.01
Portfolio turnover rate for all share classes¹²					Year ended October 31,							
					2023	2022	2021	2020	2019			
Global Growth Portfolio					9%	5%	5%	27%	3%			
Growth Portfolio					1	2	5	30	- ¹³			
Growth and Income Portfolio					2	7	18	13	1			
Moderate Growth and Income Portfolio					9	2	11	17	1			
Conservative Growth and Income Portfolio					4	4	30	23	1			
Tax-Aware Conservative Growth and Income Portfolio					4	4	- ¹³	14	1			
Preservation Portfolio					9	20	17	1	4			
Tax-Exempt Preservation Portfolio					5	20	5	7	15			

¹ Based on average shares outstanding.

² Total returns exclude any applicable sales charges, including contingent deferred sales charges.

³ This column reflects the impact, if any, of certain waivers/reimbursements from Virginia529 and/or Capital Research and Management Company. During some of the years shown, Virginia529 waived a portion of ABLE plan services fees for existing Class ABLE shares. In addition, during some of the years shown, Capital Research and Management Company reimbursed a portion of transfer agent services fees for certain share classes on some funds and reimbursed a portion of miscellaneous fees and expenses for Tax-Exempt Preservation Portfolio.

⁴ This column does not include expenses of the underlying funds in which each fund invests.

⁵ This column reflects the net effective expense ratios for each fund and class, which include each class's expense ratio combined with the weighted average net expense ratio of the underlying funds for the periods presented. Refer to the expense example for further information regarding fees and expenses.

⁶ Amount less than \$.01.

⁷ All or a significant portion of assets in this class consisted of seed capital invested by Capital Research and Management Company and/or its affiliates. Fees for distribution services are not charged or accrued on these seed capital assets. If such fees were paid by the fund on seed capital assets, fund expenses would have been higher and net income and total return would have been lower.

⁸ Amount less than \$1 million.

⁹ Amount less than .01%.

¹⁰ Based on operations for a period that is less than a full year.

¹¹ Class 529-F-2, 529-F-3 and ABLE F-2 shares began investment operations on October 30, 2020.

¹² Rates do not include the fund's portfolio activity with respect to any Central Funds.

¹³ Amount is either less than 1% or there is no turnover.

Appendix

Sales charge waivers

The availability of certain sales charge waivers and discounts will depend on whether you purchase your shares directly from the fund or through a financial intermediary. Intermediaries may have different policies and procedures regarding the availability of front-end sales charge waivers or contingent deferred (back-end) sales charge (“CDSC”) waivers, which are discussed below. In all instances, it is the purchaser’s responsibility to notify the fund or the purchaser’s financial intermediary at the time of purchase of any relationship or other facts qualifying the purchaser for sales charge waivers or discounts. Please contact the applicable intermediary with any questions regarding how the intermediary applies the policies described below and to ensure that you understand what steps you must take to qualify for any available waivers or discounts. For waivers and discounts not available through a particular intermediary, shareholders will have to purchase fund shares directly from the fund or through another intermediary to receive these waivers or discounts. If you change intermediaries after you purchase fund shares, the policies and procedures of the new service provider (either your new intermediary or the fund’s transfer agent) will apply to your account. Those policies may be more or less favorable than those offered by the intermediary through which you purchased your fund shares. You should review any policy differences before changing intermediaries.

Class A shares front-end sales charge waivers available at Ameriprise Financial:

The following information applies to Class A shares purchases if you have an account with or otherwise purchase fund shares through Ameriprise Financial:

Effective May 24, 2021, shareholders purchasing fund shares through an Ameriprise Financial brokerage account are eligible for the following front-end sales charge waivers, which may differ from those disclosed elsewhere in this fund’s prospectus or SAI:

- Employer-sponsored retirement plans established prior to April 1, 2004 and that continue to meet the eligibility requirements in effect as of that date for purchasing Class A shares at net asset value (e.g., 401(k) plans, 457 plans, employer-sponsored 403(b) plans, profit sharing and money purchase pension plans and defined benefit plans). For purposes of this provision, employer-sponsored retirement plans do not include SEP IRAs, SIMPLE IRAs or SARSEPs
- Shares purchased through reinvestment of capital gains distributions and dividend reinvestment when purchasing shares of the same fund (but not any other fund within the same fund family)
- Shares exchanged from Class C shares of the same fund in the month of or following the 7-year anniversary of the purchase date. To the extent that this prospectus elsewhere provides for a waiver with respect to exchanges of Class C shares or conversion of Class C shares following a shorter holding period, that waiver will apply
- Employees and registered representatives of Ameriprise Financial or its affiliates and their immediate family members
- Shares purchased by or through qualified accounts (including IRAs, Coverdell Education Savings Accounts, 401(k)s, 403(b) TSCAs subject to ERISA and defined benefit plans established prior to April 1, 2004 that continue to meet the eligibility requirements in effect as of that date for purchasing Class A shares at net asset value) that are held by a covered family member, defined as an Ameriprise financial advisor and/or the advisor’s spouse, advisor’s lineal ascendant (mother, father, grandmother, grandfather, great grandmother, great grandfather), advisor’s lineal descendant (son, step-son, daughter, step-daughter, grandson, granddaughter, great grandson, great granddaughter) or any spouse of a covered family member who is a lineal descendant
- Shares purchased from the proceeds of redemptions within the same fund family, provided (1) the repurchase occurs within 90 days following the redemption, (2) the redemption and purchase occur in the same account, and (3) redeemed shares were subject to a front-end or deferred sales load (i.e. Rights of Reinstatement)
- Purchases of Class 529-A shares through a rollover from another 529 plan
- Purchases of Class 529 shares made for recontribution of refunded amounts

D.A. Davidson & Co. (“D.A. Davidson”)

Front-end sales charge waivers on Class A shares available at D.A. Davidson (effective January 1, 2020)

- Shares purchased within the same fund family through a systematic reinvestment of capital gains and dividend distributions
- Employees and registered representatives of D.A. Davidson or its affiliates and their family members as designated by D.A. Davidson
- Shares purchased from the proceeds of redemptions within the same fund family, provided (1) the repurchase occurs within 90 days following the redemption, (2) the redemption and purchase occur in the same account, and (3) redeemed shares were subject to a front-end or deferred sales charge (known as Rights of Reinstatement)
- A shareholder in the fund’s Class C shares will have their shares converted at net asset value to Class A shares (or the appropriate share class) of the fund if the shares are no longer subject to a CDSC and the conversion is consistent with D.A. Davidson’s policies and procedures
- D.A. Davidson has the authority to allow the purchase of Class A shares at net asset value for (1) rollovers to IRAs from investments held in American Funds Recordkeeper Direct and PlanPremier retirement plan recordkeeping programs, (2) rollovers to IRAs from 403(b) plans with Capital Bank and Trust Company as custodian, or (3) IRA purchases so long as the proceeds are from the sale of shares from an American Funds Recordkeeper Direct retirement plan, PlanPremier retirement plan or 403(b) plan with Capital Bank and Trust Company as custodian and are used to make a purchase within 60 days of the redemption, if the shares held are ineligible to be rolled over to an IRA

CDSC Waivers on Classes A and C shares available at D.A. Davidson

- Death or disability of the shareholder
- Shares sold as part of a systematic withdrawal plan as described in the fund's prospectus
- Return of excess contributions from an IRA Account
- Shares sold as part of a required minimum distribution for IRA and retirement accounts pursuant to the Internal Revenue Code
- Shares acquired through a right of reinstatement

Front-end sales charge discounts available at D.A. Davidson: breakpoints, rights of accumulation and/or letters of intent

- Breakpoints as described in this prospectus
- Rights of accumulation which entitle shareholders to breakpoint discounts will be automatically calculated based on the aggregated holding of fund family assets held by accounts within the purchaser's household at D.A. Davidson. Eligible fund family assets not held at D.A. Davidson may be included in the calculation of rights of accumulation only if the shareholder notifies his or her financial advisor about such assets
- Letters of intent which allow for breakpoint discounts based on anticipated purchases within a fund family, over a 13-month time period. Eligible fund family assets not held at D.A. Davidson may be included in the calculation of letters of intent only if the shareholder notifies his or her financial advisor about such assets

[Edward D. Jones & Co., L.P. \("Edward Jones"\)](#)

[Policies Regarding Transactions Through Edward Jones](#)

The following information has been provided by Edward Jones:

Effective on or after January 1, 2024, the following information supersedes prior information with respect to transactions and positions held in fund shares through an Edward Jones system. Clients of Edward Jones (also referred to as "shareholders") purchasing fund shares on the Edward Jones commission and fee-based platforms are eligible only for the following sales charge discounts (also referred to as "breakpoints") and waivers, which can differ from discounts and waivers described elsewhere in the mutual fund prospectus or statement of additional information ("SAI") or through another broker-dealer. In all instances, it is the shareholder's responsibility to inform Edward Jones at the time of purchase of any relationship, holdings of American Funds, or other facts qualifying the purchaser for discounts or waivers. Edward Jones can ask for documentation of such circumstance. Shareholders should contact Edward Jones if they have questions regarding their eligibility for these discounts and waivers.

[Breakpoints](#)

- Breakpoint pricing, otherwise known as volume pricing, at dollar thresholds as described in the prospectus

[Rights of Accumulation \("ROA"\)](#)

- The applicable sales charge on a purchase of Class A shares is determined by taking into account all share classes (except certain money market funds and any assets held in group retirement plans) of American Funds held by the shareholder or in an account grouped by Edward Jones with other accounts for the purpose of providing certain pricing considerations ("pricing groups"). If grouping assets as a shareholder, this includes all share classes held on the Edward Jones platform and/or held on another platform. The inclusion of eligible fund family assets in the ROA calculation is dependent on the shareholder notifying Edward Jones of such assets at the time of calculation. Money market funds are included only if such shares were sold with a sales charge at the time of purchase or acquired in exchange for shares purchased with a sales charge
- The employer maintaining a SEP IRA plan and/or SIMPLE IRA plan may elect to establish or change ROA for the IRA accounts associated with the plan to a plan-level grouping as opposed to including all share classes at a shareholder or pricing group level
- ROA is determined by calculating the higher of cost minus redemptions or market value (current shares x NAV)

[Letter of Intent \("LOI"\)](#)

- Through a LOI, shareholders can receive the sales charge and breakpoint discounts for purchases shareholders intend to make over a 13-month period from the date Edward Jones receives the LOI. The LOI is determined by calculating the higher of cost or market value of qualifying holdings at LOI initiation in combination with the value that the shareholder intends to buy over a 13-month period to calculate the front-end sales charge and any breakpoint discounts. Each purchase the shareholder makes during that 13-month period will receive the sales charge and breakpoint discount that applies to the total amount. The inclusion of eligible fund family assets in the LOI calculation is dependent on the shareholder notifying Edward Jones of such assets at the time of calculation. Purchases made before the LOI is received by Edward Jones are not adjusted under the LOI and will not reduce the sales charge previously paid. Sales charges will be adjusted if LOI is not met
- If the employer maintaining a SEP IRA plan and/or SIMPLE IRA plan has elected to establish or change ROA for the IRA accounts associated with the plan to a plan-level grouping, LOIs will also be at the plan-level and may only be established by the employer

[Sales Charge Waivers](#)

Sales charges are waived for the following shareholders and in the following situations:

- Associates of Edward Jones and its affiliates and other accounts in the same pricing group (as determined by Edward Jones under its policies and procedures) as the associate. This waiver will continue for the remainder of the associate's life if the associate retires from Edward Jones in good-standing and remains in good standing pursuant to Edward Jones' policies and procedures
- Shares purchased in an Edward Jones fee-based program

- Shares purchased through reinvestment of capital gains distributions and dividend reinvestment
- Shares purchased from the proceeds of redeemed shares of the same fund family so long as the following conditions are met: the proceeds are from the sale of shares within 60 days of the purchase, the sale and purchase are made from a share class that charges a front end load and one of the following:
 - The redemption and repurchase occur in the same account
 - The redemption proceeds are used to process an: IRA contribution, excess contributions, conversion, recharacterizing of contributions, or distribution, and the repurchase is done in an account within the same Edward Jones grouping for ROA
- Shares exchanged into Class A shares from another share class so long as the exchange is into the same fund and was initiated at the discretion of Edward Jones. Edward Jones is responsible for any remaining CDSC due to the fund company, if applicable. Any future purchases are subject to the applicable sales charge as disclosed in the prospectus
- Exchanges from Class C shares to Class A shares of the same fund, generally, in the 84th month following the anniversary of the purchase date or earlier at the discretion of Edward Jones
- Purchases of Class 529-A shares through a rollover from either another education savings plan or a security used for qualified distributions
- Purchases of Class 529 shares made for recontribution of refunded amounts

Contingent Deferred Sales Charge ("CDSC") Waivers

If the shareholder purchases shares that are subject to a CDSC and those shares are redeemed before the CDSC is expired, the shareholder is responsible to pay the CDSC except in the following conditions:

- The death or disability of the shareholder
- Systematic withdrawals with up to 10% per year of the account value
- Return of excess contributions from an Individual Retirement Account (IRA)
- Shares redeemed as part of a required minimum distribution for IRA and retirement accounts if the redemption is taken in or after the year the shareholder reaches qualified age based on applicable IRS regulations
- Shares redeemed to pay Edward Jones fees or costs in such cases where the transaction is initiated by Edward Jones
- Shares exchanged in an Edward Jones fee-based program
- Shares acquired through NAV reinstatement
- Shares redeemed at the discretion of Edward Jones for Minimum Balances, as described below

Other Important Information Regarding Transactions Through Edward Jones

Minimum Purchase Amounts

- Initial purchase minimum: \$250
- Subsequent purchase minimum: none

Minimum Balances

- Edward Jones has the right to redeem at its discretion fund holdings with a balance of \$250 or less. The following are examples of accounts that are not included in this policy:
 - A fee-based account held on an Edward Jones platform
 - A 529 account held on an Edward Jones platform
 - An account with an active systematic investment plan or LOI

Exchanging Share Classes

- At any time it deems necessary, Edward Jones has the authority to exchange at NAV a shareholder's holdings in a fund to Class A shares of the same fund, or Class R-4 shares for retirement plans with at least \$1 million, so long as the shareholder is eligible to purchase the Class A or R-4 shares pursuant to the prospectus.

Class A Sales Charge Waivers Available Through Farmers Financial Solutions

Farmers Financial Solutions has the authority to either (1) rollover shares from an employer sponsored retirement plan to Class A shares in an Individual Retirement Account (IRA) at net asset value or (2) allow the purchase of Class A shares at net asset value, so long as the proceeds are from the sale of shares from an employer sponsored retirement plan and are used to make a purchase within 60 days of the redemption, if the shares held are ineligible to be rolled over to an IRA.

Janney Montgomery Scott LLC ("Janney")

Effective May 1, 2020, if you purchase fund shares through a Janney brokerage account, you will be eligible for the following load waivers (front-end sales charge waivers and contingent deferred sales charge ("CDSC"), or back-end sales charge, waivers) and discounts, which may differ from those disclosed elsewhere in this fund's Prospectus or SAI.

Front-end sales charge* waivers on Class A shares available at Janney

- Shares purchased through reinvestment of capital gains distributions and dividend reinvestment when purchasing shares of the same fund (but not any other fund within the fund family)
- Shares purchased by employees and registered representatives of Janney or its affiliates and their family members as designated by Janney
- Shares purchased from the proceeds of redemptions within the same fund family, provided (1) the repurchase occurs within ninety (90) days following the redemption, (2) the redemption and purchase occur in the same account, and (3) redeemed shares were subject to a front-end or deferred sales load (i.e., right of reinstatement)
- Shares acquired through a right of reinstatement
- Class C shares that are no longer subject to a contingent deferred sales charge and are converted to Class A shares of the same fund pursuant to Janney's policies and procedures

CDSC waivers on Class A and C shares available at Janney

- Shares sold upon the death or disability of the shareholder
- Shares sold as part of a systematic withdrawal plan as described in the fund's Prospectus
- Shares purchased in connection with a return of excess contributions from an IRA Account
- Shares sold as part of a required minimum distribution for IRA and other retirement accounts due to the shareholder reaching the qualified age based on applicable IRS regulations as described in the fund's Prospectus
- Shares sold to pay Janney fees but only if the transaction is initiated by Janney
- Shares acquired through a right of reinstatement
- Shares exchanged into the same share class of a different fund unless otherwise provided in the Prospectus

Front-end sales charge* discounts available at Janney: breakpoints, rights of accumulation, and/or letters of intent

- Breakpoints as described in the fund's Prospectus
- Rights of accumulation ("ROA"), which entitle shareholders to breakpoint discounts, will be automatically calculated based on the aggregated holding of fund family assets held by accounts within the purchaser's household at Janney. Eligible fund family assets not held at Janney may be included in the ROA calculation only if the shareholder notifies his or her financial advisor about such assets
- Letters of intent which allow for breakpoint discounts based on anticipated purchases within a fund family, over a 13-month time period. Eligible fund family assets not held at Janney may be included in the calculation of letters of intent only if the shareholder notifies his or her financial advisor about such assets

*Also referred to as an "initial sales charge."

JP Morgan Securities LLC

Investors purchasing through JP Morgan Securities LLC may invest in Class 529-A shares at net asset value.

Effective September 29, 2023, if you purchase or hold fund shares through an applicable JP Morgan Securities LLC brokerage account, you will be eligible for the following sales charge waivers (front-end sales charge waivers and contingent deferred sales charge ("CDSC"), or back-end sales charge, waivers), share class conversion policy and discounts, which may differ from those disclosed elsewhere in this fund's prospectus or statement of additional information.

Front-end sales charge waivers on Class A shares available at JP Morgan Securities LLC

- Shares exchanged from Class C (i.e., level-load) shares of the same fund pursuant to JP Morgan Securities LLC's policies relating to sales load discounts and waivers
- Shares purchased through rights of reinstatement
- Shares purchased through reinvestment of capital gains distributions and dividend reinvestment when purchasing shares of the same fund (but not any other fund within the fund family)
- Shares purchased by employees and registered representatives of JP Morgan Securities LLC or its affiliates and their spouse or financial dependent

Class C to Class A share conversion

- A shareholder in the fund's Class C shares will have their shares converted to Class A shares (or the appropriate share class) of the same fund if the shares are no longer subject to a CDSC and the conversion is consistent with JP Morgan Securities LLC's policies and procedures

JP Morgan Securities LLC Class R-4 share employer-sponsored retirement plan eligibility

- Qualified employer-sponsored defined contribution and defined benefit retirement plans, nonqualified deferred compensation plans, other employee benefit plans and trusts used to fund those plans. For purposes of this provision, such plans do not include SEP IRAs, SIMPLE IRAs, SARSEPs or 501(c)(3) accounts

CDSC waivers on Class A and Class C shares available at JP Morgan Securities LLC

- Shares sold upon the death or disability of the shareholder
- Shares sold as part of a systematic withdrawal plan as described in the fund's prospectus
- Shares purchased in connection with a return of excess contributions from an IRA account
- Shares sold as part of a required minimum distribution for IRA and retirement accounts pursuant to the Internal Revenue Code
- Shares acquired through a right of reinstatement

Front-end load discounts available at JP Morgan Securities LLC: breakpoints, rights of accumulation & letters of intent

- Breakpoints as described in the prospectus
- Rights of Accumulation ("ROA") which entitle shareholders to breakpoint discounts as described in the fund's prospectus will be automatically calculated based on the aggregated holding of fund family assets held by accounts within the purchaser's household at JP Morgan Securities LLC. Eligible fund family assets not held at JP Morgan Securities LLC (including 529 program holdings, where applicable) may be included in the ROA calculation only if the shareholder notifies their financial advisor about such assets
- Letters of Intent ("LOI") which allow for breakpoint discounts based on anticipated purchases within a fund family, through JP Morgan Securities LLC, over a 13-month period of time (if applicable)

Merrill Lynch, Pierce, Fenner & Smith ("Merrill Lynch")

Shareholders purchasing fund shares through a Merrill Lynch platform or account are eligible only for the following sales charge waivers (front-end sales charge waivers and contingent deferred, or back-end, sales charge waivers) and discounts, which may differ from those disclosed elsewhere in this fund's prospectus or SAI.

Front-end sales charge waivers on Class A shares available at Merrill Lynch

- Employer-sponsored retirement, deferred compensation and employee benefit plans (including health savings accounts) and trusts used to fund those plans, provided that the shares are not held in a commission-based brokerage account and shares are held for the benefit of the plan. Except as provided below, Class A shares are not currently available to new plans described in this waiver. Plans that invested in Class A shares of any of the funds without any sales charge before April 1, 2004, and that continue to meet the eligibility requirements in effect as of that date for purchasing Class A shares at net asset value, may continue to purchase American Funds Class A shares without any initial or contingent deferred sales charge
- Shares purchased by or through a 529 Plan. Class A shares are not currently available to the plans described in this waiver
- Shares purchased through a Merrill Lynch affiliated investment advisory program. Class A shares are not currently available in the programs described in this waiver
- Shares purchased by third-party investment advisors on behalf of their advisory clients through Merrill Lynch's platform. Class A shares are not currently available in the accounts described in this waiver
- Shares purchased through reinvestment of capital gains distributions and dividend reinvestment when purchasing shares of the same fund (but not any other fund within the fund family)
- Shares exchanged from Class C (i.e. level-load) shares of the same fund pursuant to Merrill Lynch's policies relating to sales load discounts and waivers
- Employees and registered representatives of Merrill Lynch or its affiliates and their family members
- Directors or Trustees of the fund, and employees of the fund's investment adviser or any of its affiliates, as described in this prospectus
- Eligible shares purchased from the proceeds of redemptions within the same fund family, provided (1) the repurchase occurs within 90 days following the redemption, (2) the redemption and purchase occur in the same account, and (3) redeemed shares were subject to a front-end or deferred sales charge (known as rights of reinstatement). Automated transactions (i.e. systematic purchases and withdrawals) and purchases made after shares are automatically sold to pay Merrill Lynch's account maintenance fees are not eligible for reinstatement

CDSC waivers on Classes A and C shares available at Merrill Lynch

- Death or disability of the shareholder
- Shares sold as part of a systematic withdrawal plan as described in the fund's prospectus
- Return of excess contributions from an IRA Account
- Shares sold as part of a required minimum distribution for IRA and retirement accounts pursuant to the Internal Revenue Code
- Shares sold to pay Merrill Lynch fees but only if the transaction is initiated by Merrill Lynch
- Shares acquired through a right of reinstatement

- Shares held in retirement brokerage accounts, that are exchanged for a lower cost share class due to transfer to certain fee based accounts or platforms (applicable to Class A and C shares only)
- Shares received through an exchange due to the holdings moving from a Merrill Lynch affiliated investment advisory program to a Merrill Lynch brokerage (non-advisory) account pursuant to Merrill Lynch's policies relating to sales load discounts and waivers

Front-end sales charge discounts available at Merrill Lynch: breakpoints, rights of accumulation and letters of intent

- Breakpoints as described in this prospectus
- Rights of Accumulation (ROA) which entitle shareholders to breakpoint discounts as described in the fund's prospectus will be automatically calculated based on the aggregated holding of fund family assets held by accounts (including 529 program holdings, where applicable) within the purchaser's household at Merrill Lynch. Eligible fund family assets not held at Merrill Lynch may be included in the ROA calculation only if the shareholder notifies his or her financial advisor about such assets
- Letters of Intent which allow for breakpoint discounts based on anticipated purchases within a fund family, through Merrill Lynch, over a 13-month period of time (if applicable)

CollegeAmerica accounts

Accounts established through Merrill Lynch

If you establish or hold your CollegeAmerica account on the Merrill Lynch omnibus platform, the features and policies related to Class 529-A and Class 529-C sales charges (including contingent deferred sales charges), Class 529-A sales charge waiver eligibility, and Class 529-C conversion period will be different than referenced in this document.

Importantly, if you establish or hold your CollegeAmerica account on the Merrill Lynch omnibus platform, then you are eligible for Class 529-A shares at net asset value if your CollegeAmerica 529 plan assets with Merrill Lynch are \$250,000 or more, you participate through an approved corporate 529 plan, or you qualify for Merrill Lynch Investment Advisory Relationship-Based Pricing (discussed below). If your 529 plan assets are less than \$250,000 you are generally eligible to purchase Class 529-C shares. Among other things, Class 529-C shares generally will be automatically converted to Class 529-A shares (not subject to an initial sales charge) after four years from their respective dates of purchase.

Merrill Lynch Investment Advisory Relationship-Based Pricing

An account will be automatically eligible to purchase Class 529-A at net asset value regardless of the assets in the CollegeAmerica account if:

- (1) at the time of purchase, the account is linked to a client household relationship in one or more of the Merrill Lynch investment advisory programs listed below; and
- (2) at the time of purchase the client household relationship has combined assets held in any account through Merrill Lynch (excluding insurance, annuities, 401k assets, assets in defined benefit plan accounts and in BlackRock program accounts) that are equal to or greater than \$250,000.

The following is a list of Merrill Lynch investment advisory programs that are included when determining eligibility: Merrill Lynch Investment Advisory Program, Managed Account Service (MAS), Strategic Portfolio Advisor Service (SPA), Merrill Guided Investment advisor programs (i.e., Merrill Guided Investing, Merrill Guided Investing with Advisor and Merrill Edge Advisory Account programs), Institutional Investment Consulting (IIC), and any future Merrill Lynch sponsored and managed investment advisory programs.

The \$250,000 asset level is used to determine initial eligibility and is not a factor for continued participation in this relationship-based pricing program after the date of first qualifying. If a participant's enrollment in any of the above investment advisory programs is terminated (whether by the participant or by Merrill Lynch), the account will no longer be eligible for this benefit.

Merrill Lynch reserves the right to terminate this relationship-based pricing program at any time with prior notice to participants.

Rollover assets from another 529 plan and refunded qualified higher education expenses may be invested in Class 529-A shares at net asset value. This policy applies to accounts on the Merrill Lynch platform and accounts held by the fund's transfer agent.

Please contact your Merrill Lynch advisor with any questions.

Morgan Stanley Wealth Management ("Morgan Stanley")

Morgan Stanley Wealth Management Class A share front-end sales charge waiver

Morgan Stanley Wealth Management clients purchasing or converting to Class A shares of the fund through Morgan Stanley transactional brokerage accounts are entitled to a waiver of the front-end load in the following additional circumstances:

- Morgan Stanley employee and employee-related accounts according to Morgan Stanley's account linking rules
- Shares purchased through reinvestment of dividends and capital gains distributions when purchasing shares of the same fund
- Class C (level load) share positions that are no longer subject to a contingent deferred sales charge and are converted to a Class A share in the same fund pursuant to Morgan Stanley Wealth Management's share class conversion program
- Morgan Stanley, on your behalf, can convert Class F-1 shares to Class A shares without a front-end sales charge if they were initially transferred to the transactional brokerage account or converted from Class C shares

- Shares purchased from the proceeds of redemptions within the same fund family under a Rights of Reinstatement provision, provided the repurchase occurs within 90 days following the redemption, the redemption and purchase occur in the same account, and redeemed shares were subject to a front-end or deferred sales load. This waiver is not available for 529 Plan accounts maintained through Morgan Stanley. Investors wishing to utilize this privilege will need to do so through an account held directly with the Plan or a financial intermediary that supports this feature
- Investors purchasing through a Morgan Stanley self-directed brokerage account and/or E*TRADE from Morgan Stanley may invest in Class A shares without a front-end sales charge

Morgan Stanley Wealth Management clients purchasing or converting to Class 529-A shares of the fund through Morgan Stanley transactional brokerage accounts are entitled to a waiver of the front-end load in the following additional circumstances:

- Shares purchased through a rollover from another 529 plan
- Recontribution(s) of a refunded qualified higher education expense

Unless specifically described above, no other front-end load waivers are available to mutual fund purchases by Morgan Stanley Wealth Management clients.

[Morgan Stanley Wealth Management Class R-4 share employer-sponsored retirement plan eligibility](#)

Employer-sponsored retirement plans (e.g., 401(k) plans, 457 plans, employer-sponsored 403(b) plans, profit sharing and money purchase pension plans and defined benefit plans). For purposes of this provision, employer-sponsored retirement plans do not include SEP IRAs, SIMPLE IRAs, SARSEPs or Keogh plans.

[Northwestern Mutual Investment Services, LLC \("NMIS"\)](#)

[Rights of accumulation on SIMPLE IRAs held at NMIS](#)

Effective March 31, 2022, for SIMPLE IRA plans where the plan is held on the SIMPLE IRA platform at NMIS through its clearing firm, Pershing LLC, each linked participant account will be aggregated at either the plan level or the individual level for rights of accumulation (ROA), depending on which aggregation method results in a greater breakpoint discount on front-end sales charges for the participant.

[Class A and C share purchases in owner-only 401\(k\) plans held at NMIS](#)

For 401(k) plans held at NMIS through its clearing firm, Pershing LLC, that cover only owners and their spouses and are not subject to ERISA, participants may purchase Class A shares with the applicable front-end sales charge or Class C shares with the applicable contingent deferred sales charge, in accordance with NMIS's share class policies applicable to such plans.

[Oppenheimer & Co., Inc. \("OPCO"\)](#)

Effective June 1, 2020, shareholders purchasing fund shares through an OPCO platform or account are eligible only for the following load waivers (front-end sales charge waivers and contingent deferred, or back-end, sales charge waivers) and discounts, which may differ from those disclosed elsewhere in this fund's prospectus or SAI.

[Front-end sales load waivers on Class A shares available at OPCO](#)

- Shares purchased through reinvestment of capital gains distributions and dividend reinvestment when purchasing shares of the same fund (but not any other fund within the fund family)
- Shares purchased from the proceeds of redemptions within the same fund family, provided (1) the repurchase occurs within 90 days following the redemption, (2) the redemption and purchase occur in the same account, and (3) redeemed shares were subject to a front-end or deferred sales load (known as Rights of Restatement)
- A shareholder in the fund's Class C shares will have their shares converted at net asset value to Class A shares (or the appropriate share class) of the fund if the shares are no longer subject to a CDSC and the conversion is in line with the policies and procedures of OPCO
- Employees and registered representatives of OPCO or its affiliates and their family members
- Directors or trustees of the fund, and employees of the fund's investment adviser or any of its affiliates, as described in this prospectus

[CDSC waivers on Class A and C shares available at OPCO](#)

- Death or disability of the shareholder
- Shares sold as part of a systematic withdrawal plan as described in the fund's prospectus
- Return of excess contributions from an IRA Account
- Shares sold as part of a required minimum distribution for IRA and retirement accounts due to the shareholder reaching the qualified age based on applicable IRS regulations as described in the prospectus
- Shares sold to pay OPCO fees but only if the transaction is initiated by OPCO
- Shares acquired through a right of reinstatement

[Front-end load discounts available at OPCO: breakpoints, rights of accumulation and letters of intent](#)

- Breakpoints as described in this prospectus

- Rights of accumulation (ROA) which entitle shareholders to breakpoint discounts will be automatically calculated based on the aggregated holding of fund family assets held by accounts within the purchaser's household at OPCO. Eligible fund family assets not held at OPCO may be included in the ROA calculation only if the shareholder notifies his or her financial advisor about such assets

[Raymond James & Associates, Inc., Raymond James Financial Services, Inc., and each entity's affiliates \("Raymond James"\) Class A share front-end sales charge waiver](#)

Effective March 1, 2019, shareholders purchasing fund shares through a Raymond James platform or account, or through an introducing broker-dealer or independent registered investment adviser for which Raymond James provides trade execution, clearance, and/or custody services, will be eligible only for the following sales charge waivers (front-end sales charge waivers and contingent deferred, or back-end, sales charge waivers) and discounts, which may differ from those disclosed elsewhere in this fund's prospectus or SAI.

[Front-end sales charge waivers on Class A shares available at Raymond James](#)

- Shares purchased within the same fund family through a systematic reinvestment of capital gains and dividend distributions
- Employees and registered representatives of Raymond James or its affiliates and their family members as designated by Raymond James
- Shares purchased from the proceeds of redemptions within the same fund family, provided (1) the repurchase occurs within 90 days following the redemption, (2) the redemption and purchase occur in the same account, and (3) redeemed shares were subject to a front-end or deferred sales charge (known as Rights of Reinstatement)
- A shareholder in the Fund's Class C shares will have their shares converted at net asset value to Class A shares (or the appropriate share class) of the Fund if the shares are no longer subject to a CDSC and the conversion is in line with the policies and procedures of Raymond James

[CDSC waivers on Classes A and C shares available at Raymond James](#)

- Death or disability of the shareholder
- Shares sold as part of a systematic withdrawal plan as described in the fund's prospectus
- Return of excess contributions from an IRA Account
- Shares sold as part of a required minimum distribution for IRA and retirement accounts due to the shareholder reaching the qualified age based on applicable IRS regulations as described in the fund's prospectus
- Shares sold to pay Raymond James fees but only if the transaction is initiated by Raymond James
- Shares acquired through a right of reinstatement

[Front-end sales charge discounts available at Raymond James: breakpoints, rights of accumulation and/or letters of intent](#)

- Breakpoints as described in this prospectus
- Rights of accumulation which entitle shareholders to breakpoint discounts will be automatically calculated based on the aggregated holding of fund family assets held by accounts within the purchaser's household at Raymond James. Eligible fund family assets not held at Raymond James may be included in the calculation of rights of accumulation only if the shareholder notifies his or her financial advisor about such assets
- Letters of intent which allow for breakpoint discounts based on anticipated purchases within a fund family, over a 13-month time period. Eligible fund family assets not held at Raymond James may be included in the calculation of letters of intent only if the shareholder notifies his or her financial advisor about such assets

[Robert W. Baird & Co. Incorporated \("Baird"\)](#)

Shareholders purchasing fund shares through a Baird platform or account will only be eligible for the following sales charge waivers (front-end sales charge waivers and CDSC waivers) and discounts, which may differ from those disclosed elsewhere in this prospectus or the SAI.

[Front-end sales charge waivers on Class A shares available at Baird](#)

- Shares purchased through reinvestment of capital gains distributions and dividend reinvestment when purchasing shares of the same fund
- Shares purchased by employees and registered representatives of Baird or its affiliate and their family members as designated by Baird
- Shares purchased from the proceeds of redemptions from another fund, provided (1) the repurchase occurs within 90 days following the redemption, (2) the redemption and purchase occur in the same accounts, and (3) redeemed shares were subject to a front-end or deferred sales charge (known as rights of reinstatement)
- A shareholder in the fund's Class C shares will have their shares converted at net asset value to Class A shares of the fund if the shares are no longer subject to CDSC and the conversion is in line with the policies and procedures of Baird
- Charitable accounts in a transactional brokerage account at Baird

[CDSC waivers on Class A and C shares available at Baird](#)

- Shares sold due to death or disability of the shareholder
- Shares sold as part of a systematic withdrawal plan as described in the fund's prospectus
- Shares bought due to returns of excess contributions from an IRA Account

- Shares sold as part of a required minimum distribution for IRA and retirement accounts due to the shareholder reaching the qualified age based on applicable IRS regulations as described in the fund's prospectus
- Shares sold to pay Baird fees but only if the transaction is initiated by Baird
- Shares acquired through a right of reinstatement

Front-end sales charge discounts available at Baird: breakpoints and/or rights of accumulation

- Breakpoints as described in this prospectus
- Rights of accumulation which entitles shareholders to breakpoint discounts will be automatically calculated based on the aggregated holding of fund family assets held by accounts within the purchaser's household at Baird. Eligible fund family assets not held at Baird may be included in the rights of accumulation calculation only if the shareholder notifies his or her financial advisor about such assets
- Letters of intent (LOI) allow for breakpoint discounts based on anticipated purchases of fund family assets through Baird, over a 13-month period of time

Stifel, Nicolaus & Company, Incorporated ("Stifel") and its broker dealer affiliates

Effective January 1, 2024, shareholders purchasing or holding fund shares, including existing fund shareholders, through a Stifel, Nicolaus & Company, Incorporated or affiliated platform that provides trade execution, clearance, and/or custody services, will be eligible for the following sales charge load waivers (including front-end sales charge waivers and contingent deferred, or back-end, ("CDSC") sales charge waivers) and discounts, which may differ from those disclosed elsewhere in the fund's prospectus or SAI

Class A Shares

As described elsewhere in this prospectus, Stifel may receive compensation out of the front-end sales charge if you purchase Class A shares through Stifel

Rights of accumulation

- Rights of accumulation ("ROA") that entitle shareholders to breakpoint discounts on front-end sales charges will be calculated by Stifel based on the aggregated holding of eligible assets in the American Funds held by accounts within the purchaser's household at Stifel. Eligible fund family assets not held at Stifel may be included in the calculation of ROA only if the shareholder notifies his or her financial advisor about such assets
- The employer maintaining a SEP IRA plan and/or SIMPLE IRA plan may elect to establish or change ROA for the IRA accounts associated with the plan to a plan-level grouping as opposed to including all share classes at a shareholder or pricing group level

Front-end sales charge waivers on Class A shares available at Stifel

Sales charges may be waived for the following shareholders and in the following situations:

- Class C shares that have been held for more than seven (7) years may be converted to Class A or other Front-end share class(es) of the same fund pursuant to Stifel's policies and procedures. To the extent that this prospectus elsewhere provides for a waiver with respect to the exchange or conversion of such shares following a shorter holding period, those provisions shall continue to apply
- Shares purchased by employees and registered representatives of Stifel or its affiliates and their family members as designated by Stifel
- Shares purchased in a Stifel fee-based advisory program, often referred to as a "wrap" program
- Shares purchased through reinvestment of capital gains distributions and dividend reinvestment when purchasing shares of the same or other fund within the fund family
- Shares purchased from the proceeds of redeemed shares of the same fund family so long as the proceeds are from the sale of shares from an account with the same owner/beneficiary within 90 days of the purchase. For the absence of doubt, shares redeemed through a Systematic Withdrawal Plan are not eligible for rights of reinstatement
- Shares from rollovers into Stifel custodied IRA from retirement plans.
- Shares exchanged into Class A shares from another share class so long as the exchange is into the same fund and was initiated at the direction of Stifel. Stifel is responsible for any remaining CDSC due to the fund company, if applicable. Any future purchases are subject to the applicable sales charge as disclosed in the prospectus
- Purchases of Class 529-A shares through a rollover from another 529 plan
- Purchases of Class 529-A shares made for reinvestment of refunded amounts
- All other sales charge waivers and reductions described elsewhere in the fund's prospectus or SAI still apply

Contingent Deferred Sales Charges Waivers on Class A and C Shares

- Death or disability of the shareholder or, in the case of 529 plans, the account beneficiary
- Shares sold as part of a systematic withdrawal plan not to exceed 12% annually
- Return of excess contributions from an IRA Account
- Shares sold as part of a required minimum distribution for IRA and retirement accounts due to the shareholder reaching the qualified age based on applicable IRS regulations.
- Shares acquired through a right of reinstatement

- Shares sold to pay Stifel fees or costs in such cases where the transaction is initiated by Stifel
- All other sales charge waivers and reductions described elsewhere in the fund's prospectus or SAI still apply

[Share Class Conversions in Advisory Accounts](#)

Stifel continually looks to provide our clients with the lowest cost share class available based on account type. Stifel reserves the right to convert shares to the lowest cost share class available at Stifel upon transfer of shares into an advisory program.

[U.S. Bancorp Investments, Inc.](#)

Class C to Class A share conversions at U.S. Bancorp Investments, Inc.

Effective November 30, 2020, a shareholder in the fund's Class C shares will have their shares systematically converted at net asset value to Class A shares of the same fund in the month of the six-year anniversary of the purchase date, if the shares are no longer subject to a CDSC and the conversion is consistent with U.S. Bancorp Investments, Inc. share class exchange policy. This policy does not apply to accounts held with the fund's transfer agent. Accounts held with the fund's transfer agent will convert pursuant to the fund's policy described in this prospectus.

For shareholder services and 24-hour information

American Funds Service Company
(800) 421-4225
capitalgroup.com
For Class R share information, visit
AmericanFundsRetirement.com

For retirement plan services

Call your employer or plan administrator

For 529 plans

American Funds Service Company
(800) 421-4225, ext. 529

For ABLE plans

American Funds Service Company
(800) 421-4225, ext. 79

For dealer services

American Funds Distributors
(800) 421-9900

Telephone calls you have with Capital Group may be monitored or recorded for quality assurance, verification and recordkeeping purposes. By speaking to Capital Group on the telephone, you consent to such monitoring and recording.

Multiple translations This prospectus may be translated into other languages. If there is any inconsistency or ambiguity as to the meaning of any word or phrase in a translation, the English text will prevail. Liability is not limited as a result of any material misstatement or omission introduced in the translation.

Annual/Semi-annual report to shareholders The shareholder reports contain additional information about the series, including financial statements, investment results, portfolio holdings, a discussion of market conditions and the series' investment strategies, and the independent registered public accounting firm's report (in the annual report).

Program descriptions The CollegeAmerica® 529 program description contains additional information about the policies and services related to 529 plan accounts. The ABLEAmerica® program description contains additional information about the policies and services related to 529A ABLE plan accounts.

Statement of additional information (SAI) and codes of ethics The current SAI, as amended from time to time, contains more detailed information about the series, including the series' financial statements, and is incorporated by reference into this prospectus. This means that the current SAI, for legal purposes, is part of this prospectus. The codes of ethics describe the personal investing policies adopted by the series, the series' investment adviser and its affiliated companies.

The codes of ethics and current SAI are on file with the U.S. Securities and Exchange Commission (SEC). These and other related materials about the series are available for review on the EDGAR database on the SEC's website at sec.gov or, after payment of a duplicating fee, via email request to publicinfo@sec.gov. The codes of ethics, current SAI and shareholder reports are also available, free of charge, on our website, capitalgroup.com.

E-delivery and household mailings Each year you are automatically sent an updated summary prospectus and annual and semi-annual reports for the series. You may also occasionally receive proxy statements for the series. In order to reduce the volume of mail you receive, when possible, only one copy of these documents will be sent to shareholders who are part of the same family and share the same household address. You may elect to receive these documents electronically in lieu of paper form by enrolling in e-delivery on our website, capitalgroup.com.

If you would like to opt out of household-based mailings or receive a complimentary copy of the current SAI, codes of ethics, annual/semi-annual report to shareholders or applicable program description, please call American Funds Service Company at (800) 421-4225 or write to the secretary of the series at 6455 Irvine Center Drive, Irvine, California 92618.

Securities Investor Protection Corporation (SIPC) Shareholders may obtain information about SIPC® on its website at sipc.org or by calling (202) 371-8300.