

American Funds Short-Term Tax-Exempt Bond Fund®
 Limited Term Tax-Exempt Bond Fund of America®
 The Tax-Exempt Bond Fund of America®
 American High-Income Municipal Bond Fund®
 The Tax-Exempt Fund of California®
 American Funds Tax-Exempt Fund of New York®



Prospectus
 October 1, 2024

| | Class | A | C | T | F-1 | F-2 | F-3 |
|--|-------|-------|-------|-------|-------|-------|-------|
| American Funds Short-Term Tax-Exempt Bond Fund | | ASTEX | N/A | TAFSX | FSTTX | ASTFX | SFTFX |
| Limited Term Tax-Exempt Bond Fund of America | | LTEBX | LTXCX | TLTX | LTXFX | LTEFX | FLTEX |
| The Tax-Exempt Bond Fund of America | | AFTEX | TEBCX | TLLX | AFTFX | TEAFX | TFEBX |
| American High-Income Municipal Bond Fund | | AMHIX | AHICX | TAHHX | ABHFX | AHMFX | HIMFX |
| The Tax-Exempt Fund of California | | TAFTX | TECCX | TTCA | TECFX | TEFEX | EXCAX |
| American Funds Tax-Exempt Fund of New York | | NYAAX | NYACX | TATEX | NYAEX | NYAFX | TFNYX |

Table of contents

| | | | |
|--|----|---|----|
| Summaries: | | How to sell shares | 40 |
| American Funds Short-Term Tax-Exempt Bond Fund | 1 | Distributions and taxes | 42 |
| Limited Term Tax-Exempt Bond Fund of America | 6 | Choosing a share class | 43 |
| The Tax-Exempt Bond Fund of America | 11 | Sales charges | 44 |
| American High-Income Municipal Bond Fund | 15 | Sales charge reductions and waivers | 46 |
| The Tax-Exempt Fund of California | 19 | Rollovers from retirement plans to IRAs | 50 |
| American Funds Tax-Exempt Fund of New York | 24 | Plans of distribution | 51 |
| Investment objectives, strategies and risks | 29 | Other compensation to dealers | 52 |
| Management and organization | 34 | Fund expenses | 54 |
| Shareholder information | 37 | Financial highlights | 55 |
| Purchase, exchange and sale of shares | 38 | Appendices | 61 |

The U.S. Securities and Exchange Commission has not approved or disapproved of these securities. Further, it has not determined that this prospectus is accurate or complete. Any representation to the contrary is a criminal offense.

American High-Income Municipal Bond Fund®



CAPITAL | **AMERICAN**
GROUP® | **FUNDS®**

Prospectus Supplement

October 7, 2024

(for summary and statutory prospectus dated October 1, 2024)

The "Indexes" table in the "Investment results" section of the American High-Income Municipal Bond Fund prospectus is amended in its entirety to read as follows:

| Indexes | 1 year | 5 years | 10 years | Lifetime (from Class F-2 inception) |
|--|--------|---------|----------|---|
| Bloomberg Municipal Bond Index (reflects no deductions for sales charges, account fees, expenses or U.S. federal income taxes) | 6.40% | 2.25% | 3.03% | 3.64% |

Class F-2 annualized 30-day yield at July 31, 2024: 4.19%
(For current yield information, please call American Funds Service Company at (800) 421-4225 or visit capitalgroup.com.)

Keep this supplement with your prospectus.

American Funds Short-Term Tax-Exempt Bond Fund

Investment objective The fund's investment objective is to provide you with current income exempt from regular federal income tax, consistent with the maturity and quality standards described in this prospectus, and to preserve capital.

Fees and expenses of the fund This table describes the fees and expenses that you may pay if you buy, hold and sell shares of the fund. **You may pay other fees, such as brokerage commissions and other fees to financial intermediaries, which are not reflected in the tables and examples below.** For example, in addition to the fees and expenses described below, you may also be required to pay brokerage commissions on purchases and sales of Class F-2 or F-3 shares of the fund. You may qualify for sales charge discounts if you and your family invest, or agree to invest in the future, at least \$100,000 in American Funds. More information about these and other discounts is available from your financial professional, in the "Sales charge reductions and waivers" sections on page 46 of the prospectus and on page 95 of the fund's statement of additional information, and in the sales charge waiver appendix to the prospectus.

| Shareholder fees (fees paid directly from your investment) | | | | |
|--|--------------|-------------------|-------|---------------------|
| | Share class: | A | T | All F share classes |
| Maximum sales charge (load) imposed on purchases (as a percentage of offering price) | | 2.50% | 2.50% | none |
| Maximum deferred sales charge (load) (as a percentage of the amount redeemed) | | 0.75 ¹ | none | none |
| Maximum sales charge (load) imposed on reinvested dividends | | none | none | none |
| Redemption or exchange fees | | none | none | none |

| Annual fund operating expenses (expenses that you pay each year as a percentage of the value of your investment) | | | | | | |
|---|--------------|-------|-------|-------|-------|-------|
| | Share class: | A | T | F-1 | F-2 | F-3 |
| Management fees | | 0.20% | 0.20% | 0.20% | 0.20% | 0.20% |
| Distribution and/or service (12b-1) fees | | 0.15 | 0.25 | 0.25 | none | none |
| Other expenses | | 0.09 | 0.09 | 0.18 | 0.12 | 0.05 |
| Total annual fund operating expenses | | 0.44 | 0.54 | 0.63 | 0.32 | 0.25 |
| Expense reimbursement ² | | 0.01 | 0.01 | 0.01 | 0.01 | 0.01 |
| Total annual fund operating expenses after expense reimbursement | | 0.43 | 0.53 | 0.62 | 0.31 | 0.24 |

¹ A contingent deferred sales charge of 0.75% applies on certain redemptions made within 18 months following purchases of \$250,000 or more made without an initial sales charge. Contingent deferred sales charge is calculated based on the lesser of the offering price and market value of shares being sold.

² The investment adviser is currently reimbursing a portion of the other expenses. This reimbursement will be in effect through at least October 1, 2025. The adviser may elect at its discretion to extend, modify or terminate the reimbursement at that time.

Example This example is intended to help you compare the cost of investing in the fund with the cost of investing in other mutual funds.

The example assumes that you invest \$10,000 in the fund for the time periods indicated and then redeem or hold all of your shares at the end of those periods. The example also assumes that your investment has a 5% return each year and that the fund's operating expenses remain the same. The example reflects the expense reimbursement described above through the expiration date of such reimbursement and total annual fund operating expenses thereafter. You may be required to pay brokerage commissions on your purchases and sales of Class F-2 or F-3 shares of the fund, which are not reflected in the example. Although your actual costs may be higher or lower, based on these assumptions your costs would be:

| | Share class: | A | T | F-1 | F-2 | F-3 |
|-----------------|--------------|-------|-------|------|------|------|
| 1 year | | \$293 | \$303 | \$63 | \$32 | \$25 |
| 3 years | | 387 | 418 | 201 | 102 | 79 |
| 5 years | | 489 | 543 | 350 | 179 | 140 |
| 10 years | | 790 | 909 | 785 | 405 | 317 |

Portfolio turnover The fund pays transaction costs, such as commissions, when it buys and sells securities (or "turns over" its portfolio). A higher portfolio turnover rate may indicate higher transaction costs and may result in higher taxes when fund shares are held in a taxable account. These costs, which are not reflected in annual fund operating expenses or in the example, affect the fund's investment results. During the most recent fiscal year, the fund's portfolio turnover rate was 42% of the average value of its portfolio.

Principal investment strategies Under normal circumstances, the fund will invest at least 80% of its assets in, or derive at least 80% of its income from, securities that are exempt from regular federal income tax and that do not subject you to federal alternative minimum tax. The fund may also invest up to 20% of its assets in “private activity bonds” whose interest is generally subject to the federal alternative minimum tax. The fund invests primarily in debt securities rated AA- or better or Aa3 or better by Nationally Recognized Statistical Rating Organizations designated by the fund’s investment adviser, or unrated but determined by the fund’s investment adviser to be of equivalent quality. The fund may also invest in debt securities rated A- or better or A3 or better by Nationally Recognized Statistical Rating Organizations designated by the fund’s investment adviser, or unrated but determined by the fund’s investment adviser to be of equivalent quality. The fund’s aggregate portfolio will have a dollar-weighted average effective maturity no greater than three years.

The investment adviser uses a system of multiple portfolio managers in managing the fund’s assets. Under this approach, the portfolio of the fund is divided into segments managed by individual managers.

The fund relies on the professional judgment of its investment adviser to make decisions about the fund’s portfolio investments. The basic investment philosophy of the investment adviser is to seek to invest in attractively priced securities that, in its opinion, represent good, long-term investment opportunities. Securities may be sold when the investment adviser believes that they no longer represent relatively attractive investment opportunities.

Principal risks This section describes the principal risks associated with investing in the fund. You may lose money by investing in the fund. The likelihood of loss may be greater if you invest for a shorter period of time.

Market conditions – The prices of, and the income generated by, the securities held by the fund may decline – sometimes rapidly or unpredictably – due to various factors, including events or conditions affecting the general economy or particular industries or companies; overall market changes; local, regional or global political, social or economic instability; governmental, governmental agency or central bank responses to economic conditions; changes in inflation rates; and currency exchange rate, interest rate and commodity price fluctuations.

Economies and financial markets throughout the world are highly interconnected. Economic, financial or political events, trading and tariff arrangements, wars, terrorism, cybersecurity events, natural disasters, public health emergencies (such as the spread of infectious disease), bank failures and other circumstances in one country or region, including actions taken by governmental or quasi-governmental authorities in response to any of the foregoing, could have impacts on global economies or markets. As a result, whether or not the fund invests in securities of issuers located in or with significant exposure to the countries affected, the value and liquidity of the fund’s investments may be negatively affected by developments in other countries and regions.

Issuer risks – The prices of, and the income generated by, securities held by the fund may decline in response to various factors directly related to the issuers of such securities, including reduced demand for an issuer’s goods or services, poor management performance, major litigation, investigations or other controversies related to the issuer, changes in the issuer’s financial condition or credit rating, changes in government regulations affecting the issuer or its competitive environment and strategic initiatives such as mergers, acquisitions or dispositions and the market response to any such initiatives. An individual security may also be affected by factors relating to the industry or sector of the issuer or the securities markets as a whole, and conversely an industry or sector or the securities markets may be affected by a change in financial condition or other event affecting a single issuer.

Investing in municipal securities – Municipal securities are debt obligations that are exempt from federal, state and/or local income taxes. The yield and/or value of the fund’s investments in municipal securities may be adversely affected by events tied to the municipal securities markets, which can be very volatile and significantly impacted by unfavorable legislative or political developments and negative changes in the financial conditions of municipal securities issuers and the economy. To the extent the fund invests in obligations of a municipal issuer, the volatility, credit quality and performance of the fund may be adversely impacted by local political and economic conditions of the issuer. For example, a credit rating downgrade, bond default or bankruptcy involving an issuer within a particular state or territory could affect the market values and marketability of many or all municipal obligations of that state or territory. Income from municipal securities held by the fund could also be declared taxable because of changes in tax laws or interpretations by taxing authorities or as a result of noncompliant conduct of a municipal issuer. Additionally, the relative amount of publicly available information about municipal securities is generally less than that for corporate securities.

Investing in debt instruments – The prices of, and the income generated by, bonds and other debt securities held by the fund may be affected by factors such as the interest rates, maturities and credit quality of these securities.

Rising interest rates will generally cause the prices of bonds and other debt securities to fall. Also, when interest rates rise, issuers of debt securities that may be prepaid at any time, such as mortgage- or other asset-backed securities, are less likely to refinance existing debt securities, causing the average life of such securities to extend. A general change in interest rates may cause investors to sell debt securities on a large scale, which could also adversely affect the price and liquidity of debt securities and could also result in increased redemptions from the fund. Falling interest rates may cause an issuer to redeem, call or refinance a debt security before its stated maturity, which may result in the fund having to reinvest the proceeds in lower yielding securities. Longer maturity debt securities generally have greater sensitivity to changes in interest rates and may be subject to greater price fluctuations than shorter maturity debt securities.

Bonds and other debt securities are also subject to credit risk, which is the possibility that the credit strength of an issuer or guarantor will weaken or be perceived to be weaker, and/or an issuer of a debt security will fail to make timely payments of principal or interest and the security will go into default. Changes in actual or perceived creditworthiness may occur quickly. A downgrade or default affecting any of the fund’s securities could cause the value of the fund’s shares to decrease. Lower quality debt securities generally have higher rates of interest and may be subject to greater price fluctuations than higher quality debt securities. Credit risk is gauged, in part, by the credit ratings of the debt securities in which the fund invests. However, ratings are only the opinions of the rating agencies issuing them and are

not guarantees as to credit quality or an evaluation of market risk. The fund's investment adviser relies on its own credit analysts to research issuers and issues in assessing credit and default risks.

Liquidity risk – Certain fund holdings may be or may become difficult or impossible to sell, particularly during times of market turmoil. Liquidity may be impacted by the lack of an active market for a holding, legal or contractual restrictions on resale, or the reduced number and capacity of market participants to make a market in such holding. Market prices for less liquid or illiquid holdings may be volatile or difficult to determine, and reduced liquidity may have an adverse impact on the market price of such holdings. Additionally, the sale of less liquid or illiquid holdings may involve substantial delays (including delays in settlement) and additional costs and the fund may be unable to sell such holdings when necessary to meet its liquidity needs or to try to limit losses, or may be forced to sell at a loss.

Credit and liquidity support – Changes in the credit quality of banks and financial institutions providing credit and liquidity support features with respect to securities held by the fund could cause the values of these securities to decline.

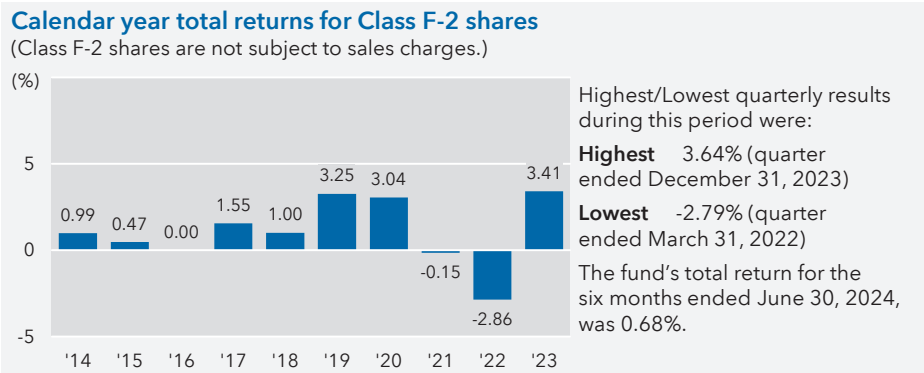
Investing in similar municipal bonds – Investing significantly in municipal obligations of multiple issuers in the same state or backed by revenues of similar types of projects or industries may make the fund more susceptible to certain economic, political or regulatory occurrences. As a result, the fund has greater risk of volatility, and greater risk of loss, from these investments.

Insured municipal bonds – The fund may invest in municipal bonds that are insured generally as to the timely payment of interest and repayment of principal. Insurance that covers a municipal bond does not guarantee the market value of the bond or the prices of the fund's shares. Market conditions or changes to ratings criteria could adversely impact the ratings of municipal bond insurers. If the credit rating of the insurer were downgraded or withdrawn by rating agencies, this could have an adverse effect upon the credit rating of the insured bond and, therefore, its market value, despite the quality of the underlying issuer.

Management – The investment adviser to the fund actively manages the fund's investments. Consequently, the fund is subject to the risk that the methods and analyses, including models, tools and data, employed by the investment adviser in this process may be flawed or incorrect and may not produce the desired results. This could cause the fund to lose value or its investment results to lag relevant benchmarks or other funds with similar objectives.

Your investment in the fund is not a bank deposit and is not insured or guaranteed by the Federal Deposit Insurance Corporation or any other governmental agency, entity or person. You should consider how this fund fits into your overall investment program.

Investment results The following bar chart shows how the fund's investment results have varied from year to year, and the following table shows how the fund's average annual total returns for various periods compare with a broad measure of securities market results and other applicable measures of market results. This information provides some indication of the risks of investing in the fund. Past investment results (before and after taxes) are not predictive of future investment results. Updated information on the fund's investment results can be obtained by visiting capitalgroup.com.



Average annual total returns For the periods ended December 31, 2023:

| Share class | Inception date | 1 year | 5 years | 10 years | Lifetime |
|---|----------------|--------|---------|----------|--------------------------------------|
| F-2 – Before taxes | 8/12/2009 | 3.41% | 1.31% | 1.05% | 1.26% |
| – After taxes on distributions | | 3.41 | 1.27 | 1.03 | N/A |
| – After taxes on distributions and sale of fund shares | | 2.94 | 1.31 | 1.10 | N/A |
| Share classes (before taxes) | Inception date | 1 year | 5 years | 10 years | Lifetime |
| A (with maximum sales charge) | 8/7/2009 | 0.73% | 0.67% | 0.72% | 1.01% |
| F-1 | 8/27/2009 | 3.10 | 1.00 | 0.77 | 0.99 |
| F-3 | 1/27/2017 | 3.49 | 1.37 | N/A | 1.33 |
| Indexes* | | 1 year | 5 years | 10 years | Lifetime (since Class F-2 inception) |
| Bloomberg Municipal Bond Index (reflects no deductions for sales charges, account fees, expenses or U.S. federal income taxes) | | 6.40% | 2.25% | 3.03% | 3.56% |
| Bloomberg Municipal Short 1-5 Years Index (reflects no deductions for sales charges, account fees, expenses or U.S. federal income taxes) | | 3.58 | 1.42 | 1.30 | 1.58 |

Class F-2 annualized 30-day yield at July 31, 2024: 3.05%

(For current yield information, please call American Funds Service Company at (800) 421-4225 or visit capitalgroup.com.)

* Effective July 24, 2024, the fund's primary benchmark changed from the Bloomberg Municipal Short 1-5 Years Index (the "Previous Primary Benchmark") to the Bloomberg Municipal Bond Index, a broad-based index that represents the overall securities markets, as required by the U.S. Securities and Exchange Commission ("SEC"). The Previous Primary Benchmark provides a means to compare the fund's results to a benchmark that the investment adviser believes is more representative of the fund's investment universe. There is no change in the fund's investment strategies as a result of the benchmark change.

After-tax returns are shown only for Class F-2 shares; after-tax returns for other share classes will vary. After-tax returns are calculated using the highest individual federal income tax rates in effect during each year of the periods shown and do not reflect the impact of state and local taxes. Your actual after-tax returns depend on your individual tax situation and likely will differ from the results shown above.

Management

Investment adviser Capital Research and Management Company

Portfolio managers The individuals primarily responsible for the portfolio management of the fund are:

| Portfolio manager/ Fund title (if applicable) | Portfolio manager experience in this fund | Primary title with investment adviser |
|--|--|---|
| Vikas Malhotra Vice President | 3 years | Vice President – Capital Fixed Income Investors |
| Mark Marinella President | 6 years | Partner – Capital Fixed Income Investors |

Purchase and sale of fund shares The minimum amount to establish an account for all share classes is \$250 and the minimum to add to an account is \$50. For accounts with Class F-3 shares held and serviced by the fund’s transfer agent, the minimum investment amount is \$1 million.

If you are a retail investor, you may sell (redeem) shares on any business day through your dealer or financial professional or by writing to American Funds Service Company® at P.O. Box 6007, Indianapolis, Indiana 46206-6007; telephoning American Funds Service Company at (800) 421-4225; faxing American Funds Service Company at (888) 421-4351; or accessing our website at capitalgroup.com.

Tax information Fund dividends of interest earned from municipal bonds are generally not subject to federal income tax. However, the fund may distribute taxable dividends, including distributions of short-term capital gains, which are subject to federal taxation as ordinary income. To the extent the fund is permitted to invest in bonds subject to federal alternative minimum tax, interest on certain bonds may be subject to federal alternative minimum tax. The fund’s distributions of net long-term capital gains are taxable as long-term capital gains for federal income tax purposes.

Payments to broker-dealers and other financial intermediaries If you purchase shares of the fund through a broker-dealer or other financial intermediary (such as a bank), the fund and the fund’s distributor or its affiliates may pay the intermediary for the sale of fund shares and related services. These payments may create a conflict of interest by influencing the broker-dealer or other intermediary and your individual financial professional to recommend the fund over another investment. Ask your individual financial professional or visit your financial intermediary’s website for more information.

Limited Term Tax-Exempt Bond Fund of America

Investment objective The fund's investment objective is to provide you with current income exempt from regular federal income tax, consistent with the maturity and quality standards described in this prospectus, and to preserve capital.

Fees and expenses of the fund This table describes the fees and expenses that you may pay if you buy, hold and sell shares of the fund. **You may pay other fees, such as brokerage commissions and other fees to financial intermediaries, which are not reflected in the tables and examples below.** For example, in addition to the fees and expenses described below, you may also be required to pay brokerage commissions on purchases and sales of Class F-2 or F-3 shares of the fund. You may qualify for sales charge discounts if you and your family invest, or agree to invest in the future, at least \$100,000 in American Funds. More information about these and other discounts is available from your financial professional, in the "Sales charge reductions and waivers" sections on page 46 of the prospectus and on page 95 of the fund's statement of additional information, and in the sales charge waiver appendix to the prospectus.

| Shareholder fees (fees paid directly from your investment) | | | | | |
|--|--------------|-------|-------|-------|---------------------|
| | Share class: | A | C | T | All F share classes |
| Maximum sales charge (load) imposed on purchases (as a percentage of offering price) | | 2.50% | none | 2.50% | none |
| Maximum deferred sales charge (load) (as a percentage of the amount redeemed) | | 0.75* | 1.00% | none | none |
| Maximum sales charge (load) imposed on reinvested dividends | | none | none | none | none |
| Redemption or exchange fees | | none | none | none | none |

| Annual fund operating expenses (expenses that you pay each year as a percentage of the value of your investment) | | | | | | | |
|--|--------------|-------|-------|-------|-------|-------|-------|
| | Share class: | A | C | T | F-1 | F-2 | F-3 |
| Management fees | | 0.22% | 0.22% | 0.22% | 0.22% | 0.22% | 0.22% |
| Distribution and/or service (12b-1) fees | | 0.30 | 1.00 | 0.25 | 0.25 | none | none |
| Other expenses | | 0.08 | 0.08 | 0.08 | 0.17 | 0.15 | 0.04 |
| Total annual fund operating expenses | | 0.60 | 1.30 | 0.55 | 0.64 | 0.37 | 0.26 |

* A contingent deferred sales charge of 0.75% applies on certain redemptions made within 18 months following purchases of \$250,000 or more made without an initial sales charge. Contingent deferred sales charge is calculated based on the lesser of the offering price and market value of shares being sold.

Example This example is intended to help you compare the cost of investing in the fund with the cost of investing in other mutual funds.

The example assumes that you invest \$10,000 in the fund for the time periods indicated and then redeem or hold all of your shares at the end of those periods. The example also assumes that your investment has a 5% return each year and that the fund's operating expenses remain the same. You may be required to pay brokerage commissions on your purchases and sales of Class F-2 or F-3 shares of the fund, which are not reflected in the example. Although your actual costs may be higher or lower, based on these assumptions your costs would be:

| Share class: | A | C | T | F-1 | F-2 | F-3 | For the share class listed to the right, you would pay the following if you did not redeem your shares: | Share class: | C |
|--------------|-------|-------|-------|------|------|------|---|--------------|---|
| 1 year | \$310 | \$232 | \$305 | \$65 | \$38 | \$27 | 1 year | \$132 | |
| 3 years | 437 | 412 | 422 | 205 | 119 | 84 | 3 years | 412 | |
| 5 years | 576 | 713 | 550 | 357 | 208 | 146 | 5 years | 713 | |
| 10 years | 981 | 1,375 | 922 | 798 | 468 | 331 | 10 years | 1,375 | |

Portfolio turnover The fund pays transaction costs, such as commissions, when it buys and sells securities (or "turns over" its portfolio). A higher portfolio turnover rate may indicate higher transaction costs and may result in higher taxes when fund shares are held in a taxable account. These costs, which are not reflected in annual fund operating expenses or in the example, affect the fund's investment results. During the most recent fiscal year, the fund's portfolio turnover rate was 33% of the average value of its portfolio.

Principal investment strategies Under normal circumstances, the fund will invest at least 80% of its assets in, or derive at least 80% of its income from, securities that are exempt from regular federal income tax and that do not subject you to federal alternative minimum tax. The fund may also invest up to 20% of its assets in "private activity bonds" whose interest is generally subject to the federal alternative minimum tax.

The fund invests primarily in debt securities rated A- or better or A3 or better by Nationally Recognized Statistical Rating Organizations designated by the fund's investment adviser, or unrated but determined by the fund's investment adviser to be of equivalent quality. The fund may also invest in debt securities rated BBB and Baa by Nationally Recognized Statistical Rating Organizations designated by the fund's investment adviser, or unrated but determined by the fund's investment adviser to be of equivalent quality. The dollar-weighted average effective maturity of the fund's portfolio is between one and 10 years. In calculating the effective maturity or average life of a particular debt security, a put, call, sinking fund or other feature will be considered to the extent it results in a security whose market characteristics indicate an effective maturity or average life that is shorter than its nominal or stated maturity. The investment adviser will consider the impact on effective maturity of potential changes in the financial condition of issuers and in market interest rates in making investment selections for the fund.

The investment adviser uses a system of multiple portfolio managers in managing the fund's assets. Under this approach, the portfolio of the fund is divided into segments managed by individual managers.

The fund relies on the professional judgment of its investment adviser to make decisions about the fund's portfolio investments. The basic investment philosophy of the investment adviser is to seek to invest in attractively priced securities that, in its opinion, represent good,

long-term investment opportunities. Securities may be sold when the investment adviser believes that they no longer represent relatively attractive investment opportunities.

Principal risks This section describes the principal risks associated with investing in the fund. You may lose money by investing in the fund. The likelihood of loss may be greater if you invest for a shorter period of time.

Market conditions – The prices of, and the income generated by, the securities held by the fund may decline – sometimes rapidly or unpredictably – due to various factors, including events or conditions affecting the general economy or particular industries or companies; overall market changes; local, regional or global political, social or economic instability; governmental, governmental agency or central bank responses to economic conditions; changes in inflation rates; and currency exchange rate, interest rate and commodity price fluctuations.

Economies and financial markets throughout the world are highly interconnected. Economic, financial or political events, trading and tariff arrangements, wars, terrorism, cybersecurity events, natural disasters, public health emergencies (such as the spread of infectious disease), bank failures and other circumstances in one country or region, including actions taken by governmental or quasi-governmental authorities in response to any of the foregoing, could have impacts on global economies or markets. As a result, whether or not the fund invests in securities of issuers located in or with significant exposure to the countries affected, the value and liquidity of the fund's investments may be negatively affected by developments in other countries and regions.

Issuer risks – The prices of, and the income generated by, securities held by the fund may decline in response to various factors directly related to the issuers of such securities, including reduced demand for an issuer's goods or services, poor management performance, major litigation, investigations or other controversies related to the issuer, changes in the issuer's financial condition or credit rating, changes in government regulations affecting the issuer or its competitive environment and strategic initiatives such as mergers, acquisitions or dispositions and the market response to any such initiatives. An individual security may also be affected by factors relating to the industry or sector of the issuer or the securities markets as a whole, and conversely an industry or sector or the securities markets may be affected by a change in financial condition or other event affecting a single issuer.

Investing in municipal securities – Municipal securities are debt obligations that are exempt from federal, state and/or local income taxes. The yield and/or value of the fund's investments in municipal securities may be adversely affected by events tied to the municipal securities markets, which can be very volatile and significantly impacted by unfavorable legislative or political developments and negative changes in the financial conditions of municipal securities issuers and the economy. To the extent the fund invests in obligations of a municipal issuer, the volatility, credit quality and performance of the fund may be adversely impacted by local political and economic conditions of the issuer. For example, a credit rating downgrade, bond default or bankruptcy involving an issuer within a particular state or territory could affect the market values and marketability of many or all municipal obligations of that state or territory. Income from municipal securities held by the fund could also be declared taxable because of changes in tax laws or interpretations by taxing authorities or as a result of noncompliant conduct of a municipal issuer. Additionally, the relative amount of publicly available information about municipal securities is generally less than that for corporate securities.

Investing in debt instruments – The prices of, and the income generated by, bonds and other debt securities held by the fund may be affected by factors such as the interest rates, maturities and credit quality of these securities.

Rising interest rates will generally cause the prices of bonds and other debt securities to fall. Also, when interest rates rise, issuers of debt securities that may be prepaid at any time, such as mortgage- or other asset-backed securities, are less likely to refinance existing debt securities, causing the average life of such securities to extend. A general change in interest rates may cause investors to sell debt securities on a large scale, which could also adversely affect the price and liquidity of debt securities and could also result in increased redemptions from the fund. Falling interest rates may cause an issuer to redeem, call or refinance a debt security before its stated maturity, which may result in the fund having to reinvest the proceeds in lower yielding securities. Longer maturity debt securities generally have greater sensitivity to changes in interest rates and may be subject to greater price fluctuations than shorter maturity debt securities.

Bonds and other debt securities are also subject to credit risk, which is the possibility that the credit strength of an issuer or guarantor will weaken or be perceived to be weaker, and/or an issuer of a debt security will fail to make timely payments of principal or interest and the security will go into default. Changes in actual or perceived creditworthiness may occur quickly. A downgrade or default affecting any of the fund's securities could cause the value of the fund's shares to decrease. Lower quality debt securities generally have higher rates of interest and may be subject to greater price fluctuations than higher quality debt securities. Credit risk is gauged, in part, by the credit ratings of the debt securities in which the fund invests. However, ratings are only the opinions of the rating agencies issuing them and are not guarantees as to credit quality or an evaluation of market risk. The fund's investment adviser relies on its own credit analysts to research issuers and issues in assessing credit and default risks.

Liquidity risk – Certain fund holdings may be or may become difficult or impossible to sell, particularly during times of market turmoil. Liquidity may be impacted by the lack of an active market for a holding, legal or contractual restrictions on resale, or the reduced number and capacity of market participants to make a market in such holding. Market prices for less liquid or illiquid holdings may be volatile or difficult to determine, and reduced liquidity may have an adverse impact on the market price of such holdings. Additionally, the sale of less liquid or illiquid holdings may involve substantial delays (including delays in settlement) and additional costs and the fund may be unable to sell such holdings when necessary to meet its liquidity needs or to try to limit losses, or may be forced to sell at a loss.

Credit and liquidity support – Changes in the credit quality of banks and financial institutions providing credit and liquidity support features with respect to securities held by the fund could cause the values of these securities to decline.

Investing in lower rated debt instruments – Lower rated bonds and other lower rated debt securities generally have higher rates of interest and involve greater risk of default or price declines due to changes in the issuer's creditworthiness than those of higher quality debt securities. The market prices of these securities may fluctuate more than the prices of higher quality debt securities and may decline significantly in periods of general economic difficulty.

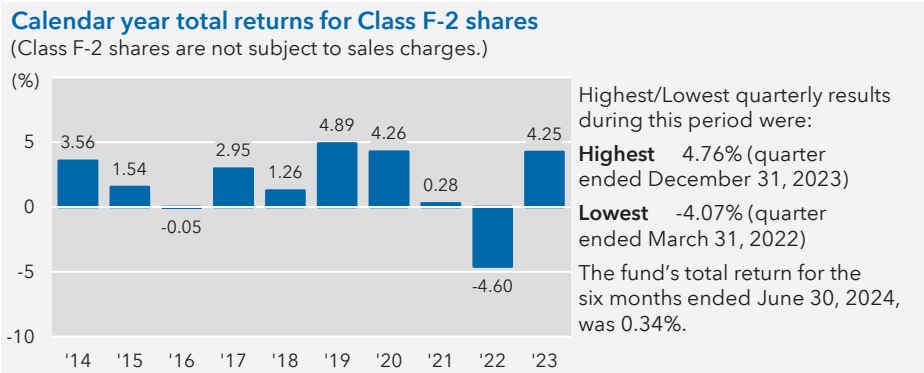
Investing in similar municipal bonds – Investing significantly in municipal obligations of multiple issuers in the same state or backed by revenues of similar types of projects or industries may make the fund more susceptible to certain economic, political or regulatory occurrences. As a result, the fund has greater risk of volatility, and greater risk of loss, from these investments.

Insured municipal bonds - The fund may invest in municipal bonds that are insured generally as to the timely payment of interest and repayment of principal. Insurance that covers a municipal bond does not guarantee the market value of the bond or the prices of the fund's shares. Market conditions or changes to ratings criteria could adversely impact the ratings of municipal bond insurers. If the credit rating of the insurer were downgraded or withdrawn by rating agencies, this could have an adverse effect upon the credit rating of the insured bond and, therefore, its market value, despite the quality of the underlying issuer.

Management – The investment adviser to the fund actively manages the fund's investments. Consequently, the fund is subject to the risk that the methods and analyses, including models, tools and data, employed by the investment adviser in this process may be flawed or incorrect and may not produce the desired results. This could cause the fund to lose value or its investment results to lag relevant benchmarks or other funds with similar objectives.

Your investment in the fund is not a bank deposit and is not insured or guaranteed by the Federal Deposit Insurance Corporation or any other governmental agency, entity or person. You should consider how this fund fits into your overall investment program.

Investment results The following bar chart shows how the fund’s investment results have varied from year to year, and the following table shows how the fund’s average annual total returns for various periods compare with a broad measure of securities market results and other applicable measures of market results. This information provides some indication of the risks of investing in the fund. Past investment results (before and after taxes) are not predictive of future investment results. Updated information on the fund’s investment results can be obtained by visiting capitalgroup.com.



Average annual total returns For the periods ended December 31, 2023:

| Share class | Inception date | 1 year | 5 years | 10 years | Lifetime |
|--|----------------|--------|---------|----------|----------|
| F-2 – Before taxes | 8/18/2008 | 4.25% | 1.75% | 1.80% | 2.59% |
| – After taxes on distributions | | 4.25 | 1.65 | 1.75 | N/A |
| – After taxes on distributions and sale of fund shares | | 3.42 | 1.71 | 1.83 | N/A |
| Share classes (before taxes) | Inception date | 1 year | 5 years | 10 years | Lifetime |
| A (with maximum sales charge) | 10/6/1993 | 1.37% | 1.00% | 1.33% | 3.31% |
| C | 3/15/2001 | 2.28 | 0.80 | 1.00 | 2.53 |
| F-1 | 3/15/2001 | 3.97 | 1.47 | 1.53 | 2.75 |
| F-3 | 1/27/2017 | 4.36 | 1.85 | N/A | 1.91 |

| Indexes* | 1 year | 5 years | 10 years | Lifetime (from Class F-2 inception) |
|---|--------|---------|----------|-------------------------------------|
| Bloomberg Municipal Bond Index (reflects no deductions for sales charges, account fees, expenses or U.S. federal income taxes) | 6.40% | 2.25% | 3.03% | 3.60% |
| Bloomberg Municipal Short-Intermediate 1-10 Years Index (reflects no deductions for sales charges, account fees, expenses or U.S. federal income taxes) | 4.32 | 1.82 | 1.97 | 2.62 |

Class F-2 annualized 30-day yield at July 31, 2024: 3.02%

(For current yield information, please call American Funds Service Company at (800) 421-4225 or visit capitalgroup.com.)

*Effective July 24, 2024, the fund’s primary benchmark changed from the Bloomberg Municipal Short-Intermediate 1-10 Years Index (the “Previous Primary Benchmark”) to the Bloomberg Municipal Bond Index, a broad-based index that represents the overall securities markets, as required by the U.S. Securities and Exchange Commission (“SEC”). The Previous Primary Benchmark provides a means to compare the fund’s results to a benchmark that the investment adviser believes is more representative of the fund’s investment universe. There is no change in the fund’s investment strategies as a result of the benchmark change.

After-tax returns are shown only for Class F-2 shares; after-tax returns for other share classes will vary. After-tax returns are calculated using the highest individual federal income tax rates in effect during each year of the periods shown and do not reflect the impact of state and local taxes. Your actual after-tax returns depend on your individual tax situation and likely will differ from the results shown above.

Management

Investment adviser Capital Research and Management Company

Portfolio managers The individuals primarily responsible for the portfolio management of the fund are:

| Portfolio manager/ Fund title (if applicable) | Portfolio manager experience in this fund | Primary title with investment adviser |
|--|---|---|
| Vikas Malhotra Vice President | 3 years | Vice President – Capital Fixed Income Investors |
| Mark Marinella President | 6 years | Partner – Capital Fixed Income Investors |

Purchase and sale of fund shares The minimum amount to establish an account for all share classes is \$250 and the minimum to add to an account is \$50. For accounts with Class F-3 shares held and serviced by the fund’s transfer agent, the minimum investment amount is \$1 million.

If you are a retail investor, you may sell (redeem) shares on any business day through your dealer or financial professional or by writing to American Funds Service Company® at P.O. Box 6007, Indianapolis, Indiana 46206-6007; telephoning American Funds Service Company at (800) 421-4225; faxing American Funds Service Company at (888) 421-4351; or accessing our website at capitalgroup.com.

Tax information Fund dividends of interest earned from municipal bonds are generally not subject to federal income tax. However, the fund may distribute taxable dividends, including distributions of short-term capital gains, which are subject to federal taxation as ordinary income. To the extent the fund is permitted to invest in bonds subject to federal alternative minimum tax, interest on certain bonds may be subject to federal alternative minimum tax. The fund’s distributions of net long-term capital gains are taxable as long-term capital gains for federal income tax purposes.

Payments to broker-dealers and other financial intermediaries If you purchase shares of the fund through a broker-dealer or other financial intermediary (such as a bank), the fund and the fund’s distributor or its affiliates may pay the intermediary for the sale of fund shares and related services. These payments may create a conflict of interest by influencing the broker-dealer or other intermediary and your individual financial professional to recommend the fund over another investment. Ask your individual financial professional or visit your financial intermediary’s website for more information.

The Tax-Exempt Bond Fund of America

Investment objective The fund's investment objective is to provide you with a high level of current income exempt from federal income tax, consistent with the preservation of capital.

Fees and expenses of the fund This table describes the fees and expenses that you may pay if you buy, hold and sell shares of the fund. **You may pay other fees, such as brokerage commissions and other fees to financial intermediaries, which are not reflected in the tables and examples below.** For example, in addition to the fees and expenses described below, you may also be required to pay brokerage commissions on purchases and sales of Class F-2 or F-3 shares of the fund. You may qualify for sales charge discounts if you and your family invest, or agree to invest in the future, at least \$100,000 in American Funds. More information about these and other discounts is available from your financial professional, in the "Sales charge reductions and waivers" sections on page 46 of the prospectus and on page 95 of the fund's statement of additional information, and in the sales charge waiver appendix to the prospectus.

| Shareholder fees (fees paid directly from your investment) | | | | | |
|--|--------------|-------|-------|-------|---------------------|
| | Share class: | A | C | T | All F share classes |
| Maximum sales charge (load) imposed on purchases (as a percentage of offering price) | | 3.75% | none | 2.50% | none |
| Maximum deferred sales charge (load) (as a percentage of the amount redeemed) | | 0.75* | 1.00% | none | none |
| Maximum sales charge (load) imposed on reinvested dividends | | none | none | none | none |
| Redemption or exchange fees | | none | none | none | none |

| Annual fund operating expenses (expenses that you pay each year as a percentage of the value of your investment) | | | | | | | |
|---|--------------|-------|-------|-------|-------|-------|-------|
| | Share class: | A | C | T | F-1 | F-2 | F-3 |
| Management fees | | 0.21% | 0.21% | 0.21% | 0.21% | 0.21% | 0.21% |
| Distribution and/or service (12b-1) fees | | 0.25 | 1.00 | 0.25 | 0.25 | none | none |
| Other expenses | | 0.08 | 0.08 | 0.07 | 0.16 | 0.14 | 0.04 |
| Total annual fund operating expenses | | 0.54 | 1.29 | 0.53 | 0.62 | 0.35 | 0.25 |

* A contingent deferred sales charge of 0.75% applies on certain redemptions made within 18 months following purchases of \$250,000 or more made without an initial sales charge. Contingent deferred sales charge is calculated based on the lesser of the offering price and market value of shares being sold.

Example This example is intended to help you compare the cost of investing in the fund with the cost of investing in other mutual funds.

The example assumes that you invest \$10,000 in the fund for the time periods indicated and then redeem or hold all of your shares at the end of those periods. The example also assumes that your investment has a 5% return each year and that the fund's operating expenses remain the same. You may be required to pay brokerage commissions on your purchases and sales of Class F-2 or F-3 shares of the fund, which are not reflected in the example. Although your actual costs may be higher or lower, based on these assumptions your costs would be:

| Share class: | A | C | T | F-1 | F-2 | F-3 | For the share class listed to the right, you would pay the following if you did not redeem your shares: | Share class: | C |
|--------------|-------|-------|-------|------|------|------|---|--------------|---|
| 1 year | \$428 | \$231 | \$303 | \$63 | \$36 | \$26 | 1 year | \$131 | |
| 3 years | 542 | 409 | 416 | 199 | 113 | 80 | 3 years | 409 | |
| 5 years | 665 | 708 | 539 | 346 | 197 | 141 | 5 years | 708 | |
| 10 years | 1,027 | 1,349 | 898 | 774 | 443 | 318 | 10 years | 1,349 | |

Portfolio turnover The fund pays transaction costs, such as commissions, when it buys and sells securities (or "turns over" its portfolio). A higher portfolio turnover rate may indicate higher transaction costs and may result in higher taxes when fund shares are held in a taxable account. These costs, which are not reflected in annual fund operating expenses or in the example, affect the fund's investment results. During the most recent fiscal year, the fund's portfolio turnover rate was 26% of the average value of its portfolio.

Principal investment strategies Under normal circumstances, the fund will invest at least 80% of its assets in, or derive at least 80% of its income from, securities that are exempt from regular federal income tax. The fund will not invest in "private activity bonds" whose interest is generally subject to the federal alternative minimum tax. The fund invests at least 65% in debt securities rated A- or better or A3 or better by Nationally Recognized Statistical Rating Organizations designated by the fund's investment adviser, or unrated but determined by the fund's investment adviser to be of equivalent quality. The fund may also invest in debt securities rated BBB+ or below and Baa1 or below (including those rated BB+ or below and Ba1 or below) by Nationally Recognized Statistical Rating Organizations designated by the fund's investment adviser, or unrated but determined by the fund's investment adviser to be of equivalent quality. Securities rated BB+ or below and Ba1 or below are sometimes referred to as "junk bonds."

The investment adviser uses a system of multiple portfolio managers in managing the fund's assets. Under this approach, the portfolio of the fund is divided into segments managed by individual managers.

The fund relies on the professional judgment of its investment adviser to make decisions about the fund's portfolio investments. The basic investment philosophy of the investment adviser is to seek to invest in attractively priced securities that, in its opinion, represent good, long-term investment opportunities. Securities may be sold when the investment adviser believes that they no longer represent relatively attractive investment opportunities.

Principal risks This section describes the principal risks associated with investing in the fund. You may lose money by investing in the fund. The likelihood of loss may be greater if you invest for a shorter period of time.

Market conditions – The prices of, and the income generated by, the securities held by the fund may decline – sometimes rapidly or unpredictably – due to various factors, including events or conditions affecting the general economy or particular industries or companies; overall market changes; local, regional or global political, social or economic instability; governmental, governmental agency or central bank responses to economic conditions; changes in inflation rates; and currency exchange rate, interest rate and commodity price fluctuations.

Economies and financial markets throughout the world are highly interconnected. Economic, financial or political events, trading and tariff arrangements, wars, terrorism, cybersecurity events, natural disasters, public health emergencies (such as the spread of infectious disease), bank failures and other circumstances in one country or region, including actions taken by governmental or quasi-governmental authorities in response to any of the foregoing, could have impacts on global economies or markets. As a result, whether or not the fund invests in securities of issuers located in or with significant exposure to the countries affected, the value and liquidity of the fund's investments may be negatively affected by developments in other countries and regions.

Issuer risks – The prices of, and the income generated by, securities held by the fund may decline in response to various factors directly related to the issuers of such securities, including reduced demand for an issuer's goods or services, poor management performance, major litigation, investigations or other controversies related to the issuer, changes in the issuer's financial condition or credit rating, changes in government regulations affecting the issuer or its competitive environment and strategic initiatives such as mergers, acquisitions or dispositions and the market response to any such initiatives. An individual security may also be affected by factors relating to the industry or sector of the issuer or the securities markets as a whole, and conversely an industry or sector or the securities markets may be affected by a change in financial condition or other event affecting a single issuer.

Investing in municipal securities – Municipal securities are debt obligations that are exempt from federal, state and/or local income taxes. The yield and/or value of the fund's investments in municipal securities may be adversely affected by events tied to the municipal securities markets, which can be very volatile and significantly impacted by unfavorable legislative or political developments and negative changes in the financial conditions of municipal securities issuers and the economy. To the extent the fund invests in obligations of a municipal issuer, the volatility, credit quality and performance of the fund may be adversely impacted by local political and economic conditions of the issuer. For example, a credit rating downgrade, bond default or bankruptcy involving an issuer within a particular state or territory could affect the market values and marketability of many or all municipal obligations of that state or territory. Income from municipal securities held by the fund could also be declared taxable because of changes in tax laws or interpretations by taxing authorities or as a result of noncompliant conduct of a municipal issuer. Additionally, the relative amount of publicly available information about municipal securities is generally less than that for corporate securities.

Investing in debt instruments – The prices of, and the income generated by, bonds and other debt securities held by the fund may be affected by factors such as the interest rates, maturities and credit quality of these securities.

Rising interest rates will generally cause the prices of bonds and other debt securities to fall. Also, when interest rates rise, issuers of debt securities that may be prepaid at any time, such as mortgage- or other asset-backed securities, are less likely to refinance existing debt securities, causing the average life of such securities to extend. A general change in interest rates may cause investors to sell debt securities on a large scale, which could also adversely affect the price and liquidity of debt securities and could also result in increased redemptions from the fund. Falling interest rates may cause an issuer to redeem, call or refinance a debt security before its stated maturity, which may result in the fund having to reinvest the proceeds in lower yielding securities. Longer maturity debt securities generally have greater sensitivity to changes in interest rates and may be subject to greater price fluctuations than shorter maturity debt securities.

Bonds and other debt securities are also subject to credit risk, which is the possibility that the credit strength of an issuer or guarantor will weaken or be perceived to be weaker, and/or an issuer of a debt security will fail to make timely payments of principal or interest and the security will go into default. Changes in actual or perceived creditworthiness may occur quickly. A downgrade or default affecting any of the fund's securities could cause the value of the fund's shares to decrease. Lower quality debt securities generally have higher rates of interest and may be subject to greater price fluctuations than higher quality debt securities. Credit risk is gauged, in part, by the credit ratings of the debt securities in which the fund invests. However, ratings are only the opinions of the rating agencies issuing them and are not guarantees as to credit quality or an evaluation of market risk. The fund's investment adviser relies on its own credit analysts to research issuers and issues in assessing credit and default risks.

Liquidity risk – Certain fund holdings may be or may become difficult or impossible to sell, particularly during times of market turmoil. Liquidity may be impacted by the lack of an active market for a holding, legal or contractual restrictions on resale, or the reduced number and capacity of market participants to make a market in such holding. Market prices for less liquid or illiquid holdings may be volatile or difficult to determine, and reduced liquidity may have an adverse impact on the market price of such holdings. Additionally, the sale of less liquid or illiquid holdings may involve substantial delays (including delays in settlement) and additional costs and the fund may be unable to sell such holdings when necessary to meet its liquidity needs or to try to limit losses, or may be forced to sell at a loss.

Credit and liquidity support – Changes in the credit quality of banks and financial institutions providing credit and liquidity support features with respect to securities held by the fund could cause the values of these securities to decline.

Investing in lower rated debt instruments – Lower rated bonds and other lower rated debt securities generally have higher rates of interest and involve greater risk of default or price declines due to changes in the issuer’s creditworthiness than those of higher quality debt securities. The market prices of these securities may fluctuate more than the prices of higher quality debt securities and may decline significantly in periods of general economic difficulty. These risks may be increased with respect to investments in junk bonds.

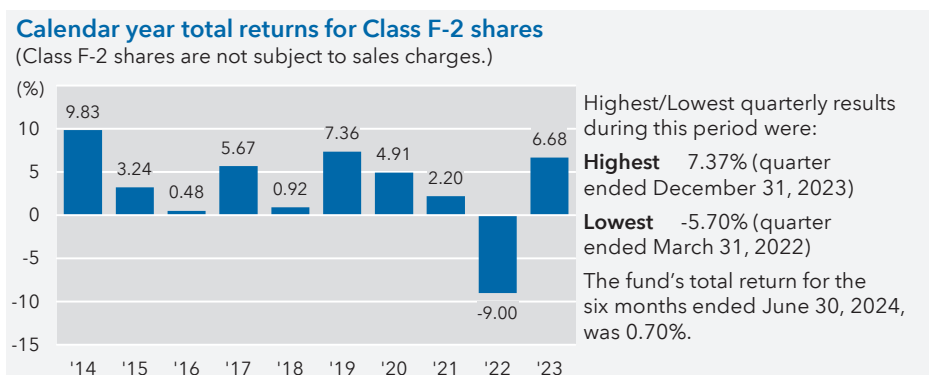
Investing in similar municipal bonds – Investing significantly in municipal obligations of multiple issuers in the same state or backed by revenues of similar types of projects or industries may make the fund more susceptible to certain economic, political or regulatory occurrences. As a result, the fund has greater risk of volatility, and greater risk of loss, from these investments.

Insured municipal bonds – The fund may invest in municipal bonds that are insured generally as to the timely payment of interest and repayment of principal. Insurance that covers a municipal bond does not guarantee the market value of the bond or the prices of the fund’s shares. Market conditions or changes to ratings criteria could adversely impact the ratings of municipal bond insurers. If the credit rating of the insurer were downgraded or withdrawn by rating agencies, this could have an adverse effect upon the credit rating of the insured bond and, therefore, its market value, despite the quality of the underlying issuer.

Management – The investment adviser to the fund actively manages the fund’s investments. Consequently, the fund is subject to the risk that the methods and analyses, including models, tools and data, employed by the investment adviser in this process may be flawed or incorrect and may not produce the desired results. This could cause the fund to lose value or its investment results to lag relevant benchmarks or other funds with similar objectives.

Your investment in the fund is not a bank deposit and is not insured or guaranteed by the Federal Deposit Insurance Corporation or any other governmental agency, entity or person. You should consider how this fund fits into your overall investment program.

Investment results The following bar chart shows how the fund’s investment results have varied from year to year, and the following table shows how the fund’s average annual total returns for various periods compare with a broad measure of securities market results and other applicable measures of market results. This information provides some indication of the risks of investing in the fund. Past investment results (before and after taxes) are not predictive of future investment results. Updated information on the fund’s investment results can be obtained by visiting capitalgroup.com.



Average annual total returns For the periods ended December 31, 2023:

| Share class | Inception date | 1 year | 5 years | 10 years | Lifetime |
|--|----------------|--------|---------|----------|----------|
| F-2 – Before taxes | 8/1/2008 | 6.68% | 2.25% | 3.11% | 3.69% |
| – After taxes on distributions | | 6.68 | 2.21 | 3.09 | N/A |
| – After taxes on distributions and sale of fund shares | | 5.19 | 2.33 | 3.10 | N/A |

| Share classes (before taxes) | Inception date | 1 year | 5 years | 10 years | Lifetime |
|-------------------------------|----------------|--------|---------|----------|----------|
| A (with maximum sales charge) | 10/3/1979 | 2.48% | 1.29% | 2.56% | 5.74% |
| C | 3/15/2001 | 4.66 | 1.30 | 2.31 | 3.44 |
| F-1 | 3/15/2001 | 6.39 | 1.98 | 2.84 | 3.63 |
| F-3 | 1/27/2017 | 6.80 | 2.36 | N/A | 2.63 |

| Indexes | 1 year | 5 years | 10 years | Lifetime (from Class F-2 inception) |
|--|--------|---------|----------|-------------------------------------|
| Bloomberg Municipal Bond Index (reflects no deductions for sales charges, account fees, expenses or U.S. federal income taxes) | 6.40% | 2.25% | 3.03% | 3.67% |

Class F-2 annualized 30-day yield at July 31, 2024: 3.51%

(For current yield information, please call American Funds Service Company at (800) 421-4225 or visit capitalgroup.com.)

After-tax returns are shown only for Class F-2 shares; after-tax returns for other share classes will vary. After-tax returns are calculated using the highest individual federal income tax rates in effect during each year of the periods shown and do not reflect the impact of state and local taxes. Your actual after-tax returns depend on your individual tax situation and likely will differ from the results shown above.

Management

Investment adviser Capital Research and Management Company

Portfolio managers The individuals primarily responsible for the portfolio management of the fund are:

| Portfolio manager/ Fund title (if applicable) | Portfolio manager experience in this fund | Primary title with investment adviser |
|--|---|--|
| Lee Chu Senior Vice President | 5 years | Partner – Capital Fixed Income Investors |
| Courtney K. Wolf Senior Vice President | 6 years | Partner – Capital Fixed Income Investors |
| Karl J. Zeile President and Trustee | 21 years | Partner – Capital Fixed Income Investors |

Purchase and sale of fund shares The minimum amount to establish an account for all share classes is \$250 and the minimum to add to an account is \$50. For accounts with Class F-3 shares held and serviced by the fund's transfer agent, the minimum investment amount is \$1 million.

If you are a retail investor, you may sell (redeem) shares on any business day through your dealer or financial professional or by writing to American Funds Service Company® at P.O. Box 6007, Indianapolis, Indiana 46206-6007; telephoning American Funds Service Company at (800) 421-4225; faxing American Funds Service Company at (888) 421-4351; or accessing our website at capitalgroup.com.

Tax information Fund dividends of interest earned from municipal bonds are generally not subject to federal income tax. However, the fund may distribute taxable dividends, including distributions of short-term capital gains, which are subject to federal taxation as ordinary income. To the extent the fund is permitted to invest in bonds subject to federal alternative minimum tax, interest on certain bonds may be subject to federal alternative minimum tax. The fund's distributions of net long-term capital gains are taxable as long-term capital gains for federal income tax purposes.

Payments to broker-dealers and other financial intermediaries If you purchase shares of the fund through a broker-dealer or other financial intermediary (such as a bank), the fund and the fund's distributor or its affiliates may pay the intermediary for the sale of fund shares and related services. These payments may create a conflict of interest by influencing the broker-dealer or other intermediary and your individual financial professional to recommend the fund over another investment. Ask your individual financial professional or visit your financial intermediary's website for more information.

American High-Income Municipal Bond Fund

Investment objective The fund's investment objective is to provide you with a high level of current income exempt from regular federal income tax.

Fees and expenses of the fund This table describes the fees and expenses that you may pay if you buy, hold and sell shares of the fund. **You may pay other fees, such as brokerage commissions and other fees to financial intermediaries, which are not reflected in the tables and examples below.** For example, in addition to the fees and expenses described below, you may also be required to pay brokerage commissions on purchases and sales of Class F-2 or F-3 shares of the fund. You may qualify for sales charge discounts if you and your family invest, or agree to invest in the future, at least \$100,000 in American Funds. More information about these and other discounts is available from your financial professional, in the "Sales charge reductions and waivers" sections on page 46 of the prospectus and on page 95 of the fund's statement of additional information, and in the sales charge waiver appendix to the prospectus.

| Shareholder fees (fees paid directly from your investment) | | | | | |
|--|--------------|-------|-------|-------|---------------------|
| | Share class: | A | C | T | All F share classes |
| Maximum sales charge (load) imposed on purchases (as a percentage of offering price) | | 3.75% | none | 2.50% | none |
| Maximum deferred sales charge (load) (as a percentage of the amount redeemed) | | 0.75* | 1.00% | none | none |
| Maximum sales charge (load) imposed on reinvested dividends | | none | none | none | none |
| Redemption or exchange fees | | none | none | none | none |

| Annual fund operating expenses (expenses that you pay each year as a percentage of the value of your investment) | | | | | | | |
|---|--------------|-------|-------|-------|-------|-------|-------|
| | Share class: | A | C | T | F-1 | F-2 | F-3 |
| Management fees | | 0.28% | 0.28% | 0.28% | 0.28% | 0.28% | 0.28% |
| Distribution and/or service (12b-1) fees | | 0.28 | 1.00 | 0.25 | 0.25 | none | none |
| Other expenses | | 0.10 | 0.10 | 0.09 | 0.16 | 0.15 | 0.04 |
| Total annual fund operating expenses | | 0.66 | 1.38 | 0.62 | 0.69 | 0.43 | 0.32 |

* A contingent deferred sales charge of 0.75% applies on certain redemptions made within 18 months following purchases of \$250,000 or more made without an initial sales charge. Contingent deferred sales charge is calculated based on the lesser of the offering price and market value of shares being sold.

Example This example is intended to help you compare the cost of investing in the fund with the cost of investing in other mutual funds.

The example assumes that you invest \$10,000 in the fund for the time periods indicated and then redeem or hold all of your shares at the end of those periods. The example also assumes that your investment has a 5% return each year and that the fund's operating expenses remain the same. You may be required to pay brokerage commissions on your purchases and sales of Class F-2 or F-3 shares of the fund, which are not reflected in the example. Although your actual costs may be higher or lower, based on these assumptions your costs would be:

| Share class: | A | C | T | F-1 | F-2 | F-3 | For the share class listed to the right, you would pay the following if you did not redeem your shares: | Share class: | C |
|--------------|-------|-------|-------|------|------|------|---|--------------|---|
| 1 year | \$440 | \$240 | \$312 | \$70 | \$44 | \$33 | 1 year | \$140 | |
| 3 years | 578 | 437 | 444 | 221 | 138 | 103 | 3 years | 437 | |
| 5 years | 729 | 755 | 587 | 384 | 241 | 180 | 5 years | 755 | |
| 10 years | 1,167 | 1,460 | 1,005 | 859 | 542 | 406 | 10 years | 1,460 | |

Portfolio turnover The fund pays transaction costs, such as commissions, when it buys and sells securities (or "turns over" its portfolio). A higher portfolio turnover rate may indicate higher transaction costs and may result in higher taxes when fund shares are held in a taxable account. These costs, which are not reflected in annual fund operating expenses or in the example, affect the fund's investment results. During the most recent fiscal year, the fund's portfolio turnover rate was 29% of the average value of its portfolio.

Principal investment strategies In seeking to achieve its objective, the fund may accept risks to capital value deemed prudent by the fund's investment adviser to take advantage of opportunities for higher current income on municipal bonds. Municipal bonds are debt obligations that pay interest that is exempt from federal taxation, with payments made from a wide variety of sources, including governmental revenue streams and private enterprises.

Under normal circumstances, the fund will invest at least 80% of its assets in, or derive at least 80% of its income from, securities that are exempt from regular federal income tax. The fund may invest, without limitation, in "private activity bonds" whose interest is generally subject to the federal alternative minimum tax. The fund invests at least 50% of its portfolio in debt securities rated BBB+ or below or Baa1 or below by Nationally Recognized Statistical Rating Organizations designated by the fund's investment adviser, or unrated but determined by the fund's investment adviser to be of equivalent quality. Securities rated BB+ or below and Ba1 or below are sometimes referred to as "junk bonds."

The investment adviser uses a system of multiple portfolio managers in managing the fund's assets. Under this approach, the portfolio of the fund is divided into segments managed by individual managers.

The fund relies on the professional judgment of its investment adviser to make decisions about the fund's portfolio investments. The basic investment philosophy of the investment adviser is to seek to invest in attractively priced securities that, in its opinion, represent good, long-term investment opportunities. Securities may be sold when the investment adviser believes that they no longer represent relatively attractive investment opportunities.

Principal risks This section describes the principal risks associated with investing in the fund. You may lose money by investing in the fund. The likelihood of loss may be greater if you invest for a shorter period of time.

Market conditions – The prices of, and the income generated by, the securities held by the fund may decline – sometimes rapidly or unpredictably – due to various factors, including events or conditions affecting the general economy or particular industries or companies; overall market changes; local, regional or global political, social or economic instability; governmental, governmental agency or central bank responses to economic conditions; changes in inflation rates; and currency exchange rate, interest rate and commodity price fluctuations.

Economies and financial markets throughout the world are highly interconnected. Economic, financial or political events, trading and tariff arrangements, wars, terrorism, cybersecurity events, natural disasters, public health emergencies (such as the spread of infectious disease), bank failures and other circumstances in one country or region, including actions taken by governmental or quasi-governmental authorities in response to any of the foregoing, could have impacts on global economies or markets. As a result, whether or not the fund invests in securities of issuers located in or with significant exposure to the countries affected, the value and liquidity of the fund's investments may be negatively affected by developments in other countries and regions.

Issuer risks – The prices of, and the income generated by, securities held by the fund may decline in response to various factors directly related to the issuers of such securities, including reduced demand for an issuer's goods or services, poor management performance, major litigation, investigations or other controversies related to the issuer, changes in the issuer's financial condition or credit rating, changes in government regulations affecting the issuer or its competitive environment and strategic initiatives such as mergers, acquisitions or dispositions and the market response to any such initiatives. An individual security may also be affected by factors relating to the industry or sector of the issuer or the securities markets as a whole, and conversely an industry or sector or the securities markets may be affected by a change in financial condition or other event affecting a single issuer.

Investing in municipal securities – Municipal securities are debt obligations that are exempt from federal, state and/or local income taxes. The yield and/or value of the fund's investments in municipal securities may be adversely affected by events tied to the municipal securities markets, which can be very volatile and significantly impacted by unfavorable legislative or political developments and negative changes in the financial conditions of municipal securities issuers and the economy. To the extent the fund invests in obligations of a municipal issuer, the volatility, credit quality and performance of the fund may be adversely impacted by local political and economic conditions of the issuer. For example, a credit rating downgrade, bond default or bankruptcy involving an issuer within a particular state or territory could affect the market values and marketability of many or all municipal obligations of that state or territory. Income from municipal securities held by the fund could also be declared taxable because of changes in tax laws or interpretations by taxing authorities or as a result of noncompliant conduct of a municipal issuer. Additionally, the relative amount of publicly available information about municipal securities is generally less than that for corporate securities.

Investing in debt instruments – The prices of, and the income generated by, bonds and other debt securities held by the fund may be affected by factors such as the interest rates, maturities and credit quality of these securities.

Rising interest rates will generally cause the prices of bonds and other debt securities to fall. Also, when interest rates rise, issuers of debt securities that may be prepaid at any time, such as mortgage- or other asset-backed securities, are less likely to refinance existing debt securities, causing the average life of such securities to extend. A general change in interest rates may cause investors to sell debt securities on a large scale, which could also adversely affect the price and liquidity of debt securities and could also result in increased redemptions from the fund. Falling interest rates may cause an issuer to redeem, call or refinance a debt security before its stated maturity, which may result in the fund having to reinvest the proceeds in lower yielding securities. Longer maturity debt securities generally have greater sensitivity to changes in interest rates and may be subject to greater price fluctuations than shorter maturity debt securities.

Bonds and other debt securities are also subject to credit risk, which is the possibility that the credit strength of an issuer or guarantor will weaken or be perceived to be weaker, and/or an issuer of a debt security will fail to make timely payments of principal or interest and the security will go into default. Changes in actual or perceived creditworthiness may occur quickly. A downgrade or default affecting any of the fund's securities could cause the value of the fund's shares to decrease. Lower quality debt securities generally have higher rates of interest and may be subject to greater price fluctuations than higher quality debt securities. Credit risk is gauged, in part, by the credit ratings of the debt securities in which the fund invests. However, ratings are only the opinions of the rating agencies issuing them and are not guarantees as to credit quality or an evaluation of market risk. The fund's investment adviser relies on its own credit analysts to research issuers and issues in assessing credit and default risks.

Liquidity risk – Certain fund holdings may be or may become difficult or impossible to sell, particularly during times of market turmoil. Liquidity may be impacted by the lack of an active market for a holding, legal or contractual restrictions on resale, or the reduced number and capacity of market participants to make a market in such holding. Market prices for less liquid or illiquid holdings may be volatile or difficult to determine, and reduced liquidity may have an adverse impact on the market price of such holdings. Additionally, the sale of less liquid or illiquid holdings may involve substantial delays (including delays in settlement) and additional costs and the fund may be unable to sell such holdings when necessary to meet its liquidity needs or to try to limit losses, or may be forced to sell at a loss.

Credit and liquidity support – Changes in the credit quality of banks and financial institutions providing credit and liquidity support features with respect to securities held by the fund could cause the values of these securities to decline.

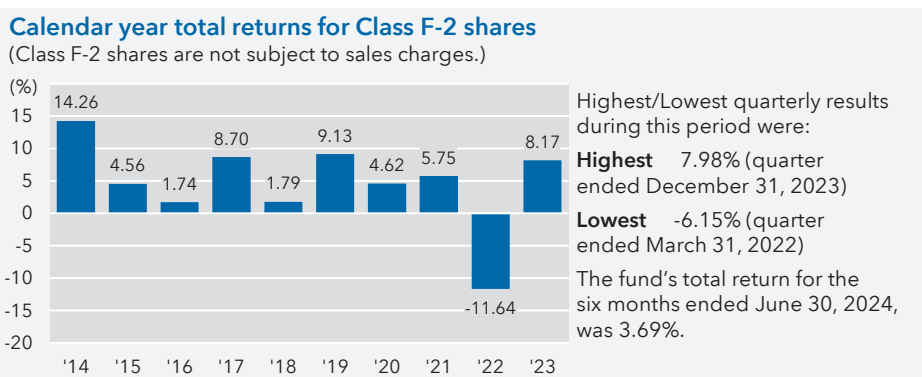
Investing in lower rated debt instruments – Lower rated bonds and other lower rated debt securities generally have higher rates of interest and involve greater risk of default or price declines due to changes in the issuer’s creditworthiness than those of higher quality debt securities. The market prices of these securities may fluctuate more than the prices of higher quality debt securities and may decline significantly in periods of general economic difficulty. These risks may be increased with respect to investments in junk bonds.

Investing in similar municipal bonds – Investing significantly in municipal obligations of multiple issuers in the same state or backed by revenues of similar types of projects or industries may make the fund more susceptible to certain economic, political or regulatory occurrences. As a result, the fund has greater risk of volatility, and greater risk of loss, from these investments.

Management – The investment adviser to the fund actively manages the fund’s investments. Consequently, the fund is subject to the risk that the methods and analyses, including models, tools and data, employed by the investment adviser in this process may be flawed or incorrect and may not produce the desired results. This could cause the fund to lose value or its investment results to lag relevant benchmarks or other funds with similar objectives.

Your investment in the fund is not a bank deposit and is not insured or guaranteed by the Federal Deposit Insurance Corporation or any other governmental agency, entity or person. You should consider how this fund fits into your overall investment program.

Investment results The following bar chart shows how the fund’s investment results have varied from year to year, and the following table shows how the fund’s average annual total returns for various periods compare with a broad measure of securities market results and other applicable measures of market results. This information provides some indication of the risks of investing in the fund. Past investment results (before and after taxes) are not predictive of future investment results. Updated information on the fund’s investment results can be obtained by visiting capitalgroup.com.



Average annual total returns For the periods ended December 31, 2023:

| Share class | Inception date | 1 year | 5 years | 10 years | Lifetime |
|--|-----------------------|---------------|----------------|-----------------|-----------------|
| F-2 – Before taxes | 8/12/2008 | 8.17% | 2.90% | 4.49% | 4.68% |
| – After taxes on distributions | | 8.17 | 2.85 | 4.46 | N/A |
| – After taxes on distributions and sale of fund shares | | 6.56 | 3.07 | 4.42 | N/A |
| Share classes (before taxes) | Inception date | 1 year | 5 years | 10 years | Lifetime |
| A (with maximum sales charge) | 9/26/1994 | 3.89% | 1.88% | 3.87% | 4.83% |
| C | 3/15/2001 | 6.12 | 1.94 | 3.67 | 4.05 |
| F-1 | 3/19/2001 | 7.88 | 2.63 | 4.22 | 4.26 |
| F-3 | 1/27/2017 | 8.28 | 3.01 | N/A | 3.63 |

| Indexes | 1 year | 5 years | 10 years | Lifetime (from Class F-2 inception) |
|--|--------|---------|----------|-------------------------------------|
| Bloomberg Municipal Bond Index (reflects no deductions for sales charges, account fees, expenses or U.S. federal income taxes) | 6.40% | 2.25% | 3.03% | 3.64% |

Class F-2 annualized 30-day yield at July 31, 2024: 4.21%

(For current yield information, please call American Funds Service Company at (800) 421-4225 or visit capitalgroup.com.)

After-tax returns are shown only for Class F-2 shares; after-tax returns for other share classes will vary. After-tax returns are calculated using the highest individual federal income tax rates in effect during each year of the periods shown and do not reflect the impact of state and local taxes. Your actual after-tax returns depend on your individual tax situation and likely will differ from the results shown above.

Management

Investment adviser Capital Research and Management Company

Portfolio managers The individuals primarily responsible for the portfolio management of the fund are:

| Portfolio manager/ Fund title (if applicable) | Portfolio manager experience in this fund | Primary title with investment adviser |
|--|---|--|
| Chad M. Rach President | 13 years | Partner – Capital Fixed Income Investors |
| Jerome Solomon Senior Vice President | 7 years | Partner – Capital Fixed Income Investors |
| Courtney K. Wolf Senior Vice President | 3 years | Partner – Capital Fixed Income Investors |

Purchase and sale of fund shares The minimum amount to establish an account for all share classes is \$250 and the minimum to add to an account is \$50. For accounts with Class F-3 shares held and serviced by the fund’s transfer agent, the minimum investment amount is \$1 million.

If you are a retail investor, you may sell (redeem) shares on any business day through your dealer or financial professional or by writing to American Funds Service Company® at P.O. Box 6007, Indianapolis, Indiana 46206-6007; telephoning American Funds Service Company at (800) 421-4225; faxing American Funds Service Company at (888) 421-4351; or accessing our website at capitalgroup.com.

Tax information Fund dividends of interest earned from municipal bonds are generally not subject to federal income tax. However, the fund may distribute taxable dividends, including distributions of short-term capital gains, which are subject to federal taxation as ordinary income. To the extent the fund is permitted to invest in bonds subject to federal alternative minimum tax, interest on certain bonds may be subject to federal alternative minimum tax. The fund’s distributions of net long-term capital gains are taxable as long-term capital gains for federal income tax purposes.

Payments to broker-dealers and other financial intermediaries If you purchase shares of the fund through a broker-dealer or other financial intermediary (such as a bank), the fund and the fund’s distributor or its affiliates may pay the intermediary for the sale of fund shares and related services. These payments may create a conflict of interest by influencing the broker-dealer or other intermediary and your individual financial professional to recommend the fund over another investment. Ask your individual financial professional or visit your financial intermediary’s website for more information.

The Tax-Exempt Fund of California

Investment objectives The fund's primary investment objective is to provide you with a high level of current income exempt from regular federal and California state income taxes. Its secondary objective is preservation of capital.

Fees and expenses of the fund This table describes the fees and expenses that you may pay if you buy, hold and sell shares of the fund. **You may pay other fees, such as brokerage commissions and other fees to financial intermediaries, which are not reflected in the tables and examples below.** For example, in addition to the fees and expenses described below, you may also be required to pay brokerage commissions on purchases and sales of Class F-2 or F-3 shares of the fund. You may qualify for sales charge discounts if you and your family invest, or agree to invest in the future, at least \$100,000 in American Funds. More information about these and other discounts is available from your financial professional, in the "Sales charge reductions and waivers" sections on page 46 of the prospectus and on page 95 of the fund's statement of additional information, and in the sales charge waiver appendix to the prospectus.

| Shareholder fees (fees paid directly from your investment) | | | | | |
|--|--------------|-------|-------|-------|---------------------|
| | Share class: | A | C | T | All F share classes |
| Maximum sales charge (load) imposed on purchases (as a percentage of offering price) | | 3.75% | none | 2.50% | none |
| Maximum deferred sales charge (load) (as a percentage of the amount redeemed) | | 0.75* | 1.00% | none | none |
| Maximum sales charge (load) imposed on reinvested dividends | | none | none | none | none |
| Redemption or exchange fees | | none | none | none | none |

| Annual fund operating expenses (expenses that you pay each year as a percentage of the value of your investment) | | | | | | | |
|---|--------------|-------|-------|-------|-------|-------|-------|
| | Share class: | A | C | T | F-1 | F-2 | F-3 |
| Management fees | | 0.25% | 0.25% | 0.25% | 0.25% | 0.25% | 0.25% |
| Distribution and/or service (12b-1) fees | | 0.25 | 1.00 | 0.25 | 0.25 | none | none |
| Other expenses | | 0.07 | 0.07 | 0.04 | 0.16 | 0.13 | 0.04 |
| Total annual fund operating expenses | | 0.57 | 1.32 | 0.54 | 0.66 | 0.38 | 0.29 |

* A contingent deferred sales charge of 0.75% applies on certain redemptions made within 18 months following purchases of \$250,000 or more made without an initial sales charge. Contingent deferred sales charge is calculated based on the lesser of the offering price and market value of shares being sold.

Example This example is intended to help you compare the cost of investing in the fund with the cost of investing in other mutual funds.

The example assumes that you invest \$10,000 in the fund for the time periods indicated and then redeem or hold all of your shares at the end of those periods. The example also assumes that your investment has a 5% return each year and that the fund's operating expenses remain the same. You may be required to pay brokerage commissions on your purchases and sales of Class F-2 or F-3 shares of the fund, which are not reflected in the example. Although your actual costs may be higher or lower, based on these assumptions your costs would be:

| Share class: | A | C | T | F-1 | F-2 | F-3 | For the share class listed to the right, you would pay the following if you did not redeem your shares: | Share class: | C |
|--------------|-------|-------|-------|------|------|------|---|--------------|---|
| 1 year | \$431 | \$234 | \$304 | \$67 | \$39 | \$30 | 1 year | \$134 | |
| 3 years | 551 | 418 | 419 | 211 | 122 | 93 | 3 years | 418 | |
| 5 years | 681 | 723 | 544 | 368 | 213 | 163 | 5 years | 723 | |
| 10 years | 1,062 | 1,384 | 910 | 822 | 480 | 368 | 10 years | 1,384 | |

Portfolio turnover The fund pays transaction costs, such as commissions, when it buys and sells securities (or "turns over" its portfolio). A higher portfolio turnover rate may indicate higher transaction costs and may result in higher taxes when fund shares are held in a taxable account. These costs, which are not reflected in annual fund operating expenses or in the example, affect the fund's investment results. During the most recent fiscal year, the fund's portfolio turnover rate was 23% of the average value of its portfolio.

Principal investment strategies The fund seeks to achieve its objectives by primarily investing in municipal bonds issued by the state of California and its agencies and municipalities. Consistent with the fund's objectives, the fund may also invest in municipal securities that are issued by jurisdictions outside California. Municipal bonds are debt obligations generally issued to obtain funds for various public purposes, including the construction of public facilities. The fund may also invest in bonds exempt from federal and state taxation that are used to fund private projects.

Under normal circumstances, the fund will invest at least 80% of its assets in, or derive at least 80% of its income from, securities that are exempt from both regular federal and California income taxes and that do not subject you to federal alternative minimum tax. The fund may also invest up to 20% of its assets in "private activity bonds" whose interest is generally subject to the federal alternative minimum tax. The fund is intended primarily for taxable residents of California.

The fund will invest primarily in debt securities rated BBB- or better or Baa3 or better by Nationally Recognized Statistical Rating Organizations designated by the fund's investment adviser, or unrated but determined by the fund's investment adviser to be of equivalent quality. The fund may also invest in debt securities rated BB+ or below and Ba1 or below by Nationally Recognized Statistical Rating Organizations designated by the fund's investment adviser, or unrated but determined by the fund's investment adviser to be of equivalent quality. Such securities are sometimes referred to as "junk bonds."

The investment adviser uses a system of multiple portfolio managers in managing the fund's assets. Under this approach, the portfolio of the fund is divided into segments managed by individual managers.

The fund relies on the professional judgment of its investment adviser to make decisions about the fund's portfolio investments. The basic investment philosophy of the investment adviser is to seek to invest in attractively priced securities that, in its opinion, represent good, long-term investment opportunities. Securities may be sold when the investment adviser believes that they no longer represent relatively attractive investment opportunities.

Principal risks This section describes the principal risks associated with investing in the fund. You may lose money by investing in the fund. The likelihood of loss may be greater if you invest for a shorter period of time.

Risks of investing in municipal bonds of issuers within the state of California – Because the fund invests primarily in securities of issuers within the state of California, the fund is more susceptible to factors adversely affecting issuers of California securities than a comparable municipal bond mutual fund that does not concentrate its investments in a single state. For example, in the past, California voters have passed amendments to the state's constitution and other measures that limit the taxing and spending authority of California governmental entities, and future voter initiatives may adversely affect California municipal bonds. More detailed information about the risks of investing in California municipal securities is contained in the statement of additional information.

Market conditions – The prices of, and the income generated by, the securities held by the fund may decline – sometimes rapidly or unpredictably – due to various factors, including events or conditions affecting the general economy or particular industries or companies; overall market changes; local, regional or global political, social or economic instability; governmental, governmental agency or central bank responses to economic conditions; changes in inflation rates; and currency exchange rate, interest rate and commodity price fluctuations.

Economies and financial markets throughout the world are highly interconnected. Economic, financial or political events, trading and tariff arrangements, wars, terrorism, cybersecurity events, natural disasters, public health emergencies (such as the spread of infectious disease), bank failures and other circumstances in one country or region, including actions taken by governmental or quasi-governmental authorities in response to any of the foregoing, could have impacts on global economies or markets. As a result, whether or not the fund invests in securities of issuers located in or with significant exposure to the countries affected, the value and liquidity of the fund's investments may be negatively affected by developments in other countries and regions.

Issuer risks – The prices of, and the income generated by, securities held by the fund may decline in response to various factors directly related to the issuers of such securities, including reduced demand for an issuer's goods or services, poor management performance, major litigation, investigations or other controversies related to the issuer, changes in the issuer's financial condition or credit rating, changes in government regulations affecting the issuer or its competitive environment and strategic initiatives such as mergers, acquisitions or dispositions and the market response to any such initiatives. An individual security may also be affected by factors relating to the industry or sector of the issuer or the securities markets as a whole, and conversely an industry or sector or the securities markets may be affected by a change in financial condition or other event affecting a single issuer.

Investing in municipal securities – Municipal securities are debt obligations that are exempt from federal, state and/or local income taxes. The yield and/or value of the fund's investments in municipal securities may be adversely affected by events tied to the municipal securities markets, which can be very volatile and significantly impacted by unfavorable legislative or political developments and negative changes in the financial conditions of municipal securities issuers and the economy. To the extent the fund invests in obligations of a municipal issuer, the volatility, credit quality and performance of the fund may be adversely impacted by local political and economic conditions of the issuer. For example, a credit rating downgrade, bond default or bankruptcy involving an issuer within a particular state or territory could affect the market values and marketability of many or all municipal obligations of that state or territory. Income from municipal securities held by the fund could also be declared taxable because of changes in tax laws or interpretations by taxing authorities or as a result of noncompliant conduct of a municipal issuer. Additionally, the relative amount of publicly available information about municipal securities is generally less than that for corporate securities.

Investing in debt instruments – The prices of, and the income generated by, bonds and other debt securities held by the fund may be affected by factors such as the interest rates, maturities and credit quality of these securities.

Rising interest rates will generally cause the prices of bonds and other debt securities to fall. Also, when interest rates rise, issuers of debt securities that may be prepaid at any time, such as mortgage- or other asset-backed securities, are less likely to refinance existing debt securities, causing the average life of such securities to extend. A general change in interest rates may cause investors to sell debt securities on a large scale, which could also adversely affect the price and liquidity of debt securities and could also result in increased redemptions from the fund. Falling interest rates may cause an issuer to redeem, call or refinance a debt security before its stated maturity, which may result in the fund having to reinvest the proceeds in lower yielding securities. Longer maturity debt securities generally have greater sensitivity to changes in interest rates and may be subject to greater price fluctuations than shorter maturity debt securities.

Bonds and other debt securities are also subject to credit risk, which is the possibility that the credit strength of an issuer or guarantor will weaken or be perceived to be weaker, and/or an issuer of a debt security will fail to make timely payments of principal or interest and the security will go into default. Changes in actual or perceived creditworthiness may occur quickly. A downgrade or default affecting any of the fund's securities could cause the value of the fund's shares to decrease. Lower quality debt securities generally have higher rates of interest and may be subject to greater price fluctuations than higher quality debt securities. Credit risk is gauged, in part, by the credit ratings of the debt securities in which the fund invests. However, ratings are only the opinions of the rating agencies issuing them and are not guarantees as to credit quality or an evaluation of market risk. The fund's investment adviser relies on its own credit analysts to research issuers and issues in assessing credit and default risks.

Liquidity risk – Certain fund holdings may be or may become difficult or impossible to sell, particularly during times of market turmoil. Liquidity may be impacted by the lack of an active market for a holding, legal or contractual restrictions on resale, or the reduced number and capacity of market participants to make a market in such holding. Market prices for less liquid or illiquid holdings may be volatile or difficult to determine, and reduced liquidity may have an adverse impact on the market price of such holdings. Additionally, the sale of less liquid or illiquid holdings may involve substantial delays (including delays in settlement) and additional costs and the fund may be unable to sell such holdings when necessary to meet its liquidity needs or to try to limit losses, or may be forced to sell at a loss.

Credit and liquidity support – Changes in the credit quality of banks and financial institutions providing credit and liquidity support features with respect to securities held by the fund could cause the values of these securities to decline.

Investing in lower rated debt instruments – Lower rated bonds and other lower rated debt securities generally have higher rates of interest and involve greater risk of default or price declines due to changes in the issuer's creditworthiness than those of higher quality debt securities. The market prices of these securities may fluctuate more than the prices of higher quality debt securities and may decline significantly in periods of general economic difficulty. These risks may be increased with respect to investments in junk bonds.

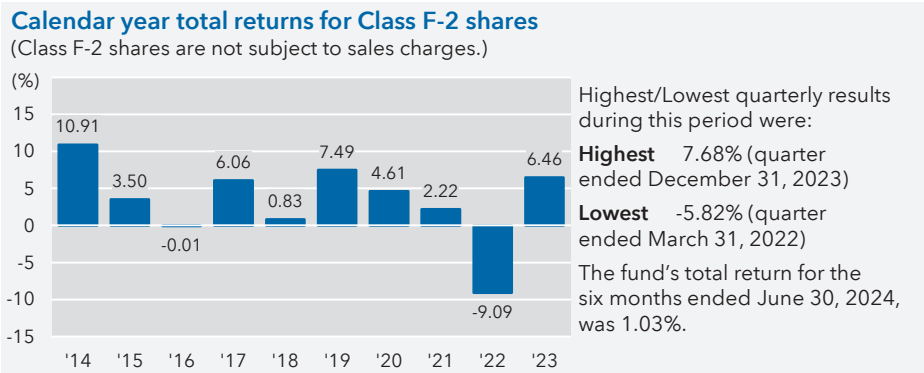
Investing in similar municipal bonds – Investing significantly in municipal obligations of multiple issuers in the same state or backed by revenues of similar types of projects or industries may make the fund more susceptible to certain economic, political or regulatory occurrences. As a result, the fund has greater risk of volatility, and greater risk of loss, from these investments.

Insured municipal bonds – The fund may invest in municipal bonds that are insured generally as to the timely payment of interest and repayment of principal. Insurance that covers a municipal bond does not guarantee the market value of the bond or the prices of the fund's shares. Market conditions or changes to ratings criteria could adversely impact the ratings of municipal bond insurers. If the credit rating of the insurer were downgraded or withdrawn by rating agencies, this could have an adverse effect upon the credit rating of the insured bond and, therefore, its market value, despite the quality of the underlying issuer.

Management – The investment adviser to the fund actively manages the fund's investments. Consequently, the fund is subject to the risk that the methods and analyses, including models, tools and data, employed by the investment adviser in this process may be flawed or incorrect and may not produce the desired results. This could cause the fund to lose value or its investment results to lag relevant benchmarks or other funds with similar objectives.

Your investment in the fund is not a bank deposit and is not insured or guaranteed by the Federal Deposit Insurance Corporation or any other governmental agency, entity or person. You should consider how this fund fits into your overall investment program.

Investment results The following bar chart shows how the fund’s investment results have varied from year to year, and the following table shows how the fund’s average annual total returns for various periods compare with a broad measure of securities market results and other applicable measures of market results. This information provides some indication of the risks of investing in the fund. Past investment results (before and after taxes) are not predictive of future investment results. Updated information on the fund’s investment results can be obtained by visiting capitalgroup.com.



Average annual total returns For the periods ended December 31, 2023:

| Share class | Inception date | 1 year | 5 years | 10 years | Lifetime |
|--|----------------|--------|---------|----------|----------|
| F-2 – Before taxes | 8/22/2008 | 6.46% | 2.16% | 3.17% | 3.90% |
| – After taxes on distributions | | 6.46 | 2.09 | 3.13 | N/A |
| – After taxes on distributions and sale of fund shares | | 5.04 | 2.26 | 3.15 | N/A |
| Share classes (before taxes) | Inception date | 1 year | 5 years | 10 years | Lifetime |
| A (with maximum sales charge) | 10/28/1986 | 2.29% | 1.19% | 2.62% | 4.82% |
| C | 3/19/2001 | 4.45 | 1.21 | 2.37 | 3.48 |
| F-1 | 3/20/2001 | 6.17 | 1.88 | 2.90 | 3.67 |
| F-3 | 1/27/2017 | 6.56 | 2.25 | N/A | 2.59 |

| Indexes* | 1 year | 5 years | 10 years | Lifetime (from Class F-2 inception) |
|--|--------|---------|----------|-------------------------------------|
| Bloomberg Municipal Bond Index (reflects no deductions for sales charges, account fees, expenses or U.S. federal income taxes) | 6.40% | 2.25% | 3.03% | 3.61% |
| Bloomberg California Municipal Index (reflects no deductions for sales charges, account fees, expenses or U.S. federal income taxes) | 6.22 | 2.25 | 3.10 | 3.80 |

Class F-2 annualized 30-day yield at July 31, 2024: 3.44%

(For current yield information, please call American Funds Service Company at (800) 421-4225 or visit capitalgroup.com.)

* Effective July 24, 2024, the fund’s primary benchmark changed from the Bloomberg California Municipal Index (the “Previous Primary Benchmark”) to the Bloomberg Municipal Bond Index, a broad-based index that represents the overall securities markets, as required by the U.S. Securities and Exchange Commission (“SEC”). The Previous Primary Benchmark provides a means to compare the fund’s results to a benchmark that the investment adviser believes is more representative of the fund’s investment universe. There is no change in the fund’s investment strategies as a result of the benchmark change.

After-tax returns are shown only for Class F-2 shares; after-tax returns for other share classes will vary. After-tax returns are calculated using the highest individual federal income tax rates in effect during each year of the periods shown and do not reflect the impact of state and local taxes. Your actual after-tax returns depend on your individual tax situation and likely will differ from the results shown above.

Management

Investment adviser Capital Research and Management Company

Portfolio managers The individuals primarily responsible for the portfolio management of the fund are:

| Portfolio manager/ Fund title (if applicable) | Portfolio manager experience in this fund | Primary title with investment adviser |
|--|---|--|
| Mark Marinella Senior Vice President | 6 years | Partner – Capital Fixed Income Investors |
| Ivan Mirabelli Senior Vice President | 1 year | Partner – Capital Fixed Income Investors |
| Karl J. Zeile President and Trustee | 21 years | Partner – Capital Fixed Income Investors |

Purchase and sale of fund shares The minimum amount to establish an account for all share classes is \$1,000 and the minimum to add to an account is \$50. For accounts with Class F-3 shares held and serviced by the fund's transfer agent, the minimum investment amount is \$1 million.

If you are a retail investor, you may sell (redeem) shares on any business day through your dealer or financial professional or by writing to American Funds Service Company® at P.O. Box 6007, Indianapolis, Indiana 46206-6007; telephoning American Funds Service Company at (800) 421-4225; faxing American Funds Service Company at (888) 421-4351; or accessing our website at capitalgroup.com.

Tax information Fund dividends of interest earned from municipal bonds are generally not subject to federal income tax. However, the fund may distribute taxable dividends, including distributions of short-term capital gains, which are subject to federal taxation as ordinary income. To the extent the fund is permitted to invest in bonds subject to federal alternative minimum tax, interest on certain bonds may be subject to federal alternative minimum tax. The fund's distributions of net long-term capital gains are taxable as long-term capital gains for federal income tax purposes.

It is anticipated that federally exempt-interest dividends paid by the fund and derived from interest on bonds exempt from California income tax will also be exempt from California state and local income taxes. To the extent the fund's dividends are derived from interest on debt obligations not exempt from California income tax, such dividends will be subject to California state and local income taxes. Moreover, any federally taxable dividends and capital gain distributions may also be subject to state and local taxes.

Payments to broker-dealers and other financial intermediaries If you purchase shares of the fund through a broker-dealer or other financial intermediary (such as a bank), the fund and the fund's distributor or its affiliates may pay the intermediary for the sale of fund shares and related services. These payments may create a conflict of interest by influencing the broker-dealer or other intermediary and your individual financial professional to recommend the fund over another investment. Ask your individual financial professional or visit your financial intermediary's website for more information.

American Funds Tax-Exempt Fund of New York

Investment objectives The fund's primary investment objective is to provide you with a high level of current income exempt from regular federal, New York state and New York City income taxes. Its secondary objective is preservation of capital.

Fees and expenses of the fund This table describes the fees and expenses that you may pay if you buy, hold and sell shares of the fund. **You may pay other fees, such as brokerage commissions and other fees to financial intermediaries, which are not reflected in the tables and examples below.** For example, in addition to the fees and expenses described below, you may also be required to pay brokerage commissions on purchases and sales of Class F-2 or F-3 shares of the fund. You may qualify for sales charge discounts if you and your family invest, or agree to invest in the future, at least \$100,000 in American Funds. More information about these and other discounts is available from your financial professional, in the "Sales charge reductions and waivers" sections on page 46 of the prospectus and on page 95 of the fund's statement of additional information, and in the sales charge waiver appendix to the prospectus.

| Shareholder fees (fees paid directly from your investment) | | | | | |
|--|--------------|-------------------|-------|-------|---------------------|
| | Share class: | A | C | T | All F share classes |
| Maximum sales charge (load) imposed on purchases (as a percentage of offering price) | | 3.75% | none | 2.50% | none |
| Maximum deferred sales charge (load) (as a percentage of the amount redeemed) | | 0.75 ¹ | 1.00% | none | none |
| Maximum sales charge (load) imposed on reinvested dividends | | none | none | none | none |
| Redemption or exchange fees | | none | none | none | none |

| Annual fund operating expenses (expenses that you pay each year as a percentage of the value of your investment) | | | | | | | |
|---|--------------|-------|-------|-------|-------|-------|-------|
| | Share class: | A | C | T | F-1 | F-2 | F-3 |
| Management fees | | 0.27% | 0.27% | 0.27% | 0.27% | 0.27% | 0.27% |
| Distribution and/or service (12b-1) fees | | 0.25 | 1.00 | 0.25 | 0.25 | none | none |
| Other expenses ² | | 0.14 | 0.14 | 0.11 | 0.23 | 0.21 | 0.10 |
| Total annual fund operating expenses | | 0.66 | 1.41 | 0.63 | 0.75 | 0.48 | 0.37 |
| Expense reimbursement and fee waiver ³ | | 0.06 | 0.06 | 0.06 | 0.06 | 0.06 | 0.06 |
| Total annual fund operating expenses after expense reimbursement and fee waiver | | 0.60 | 1.35 | 0.57 | 0.69 | 0.42 | 0.31 |

¹ A contingent deferred sales charge of 0.75% applies on certain redemptions made within 18 months following purchases of \$250,000 or more made without an initial sales charge. Contingent deferred sales charge is calculated based on the lesser of the offering price and market value of shares being sold.

² Restated to reflect current fees.

³ The investment adviser is currently reimbursing a portion of the other expenses and waiving a portion of its management fees. This reimbursement and waiver will be in effect until October 1, 2025. The adviser may elect at its discretion to extend, modify or terminate the reimbursement or waiver at that time.

Example This example is intended to help you compare the cost of investing in the fund with the cost of investing in other mutual funds.

The example assumes that you invest \$10,000 in the fund for the time periods indicated and then redeem or hold all of your shares at the end of those periods. The example also assumes that your investment has a 5% return each year and that the fund's operating expenses remain the same. The example reflects the expense reimbursement and fee waiver described above through the expiration date of such reimbursement and waiver and total annual fund operating expenses thereafter. You may be required to pay brokerage commissions on your purchases and sales of Class F-2 or F-3 shares of the fund, which are not reflected in the example. Although your actual costs may be higher or lower, based on these assumptions your costs would be:

| Share class: | A | C | T | F-1 | F-2 | F-3 | For the share class listed to the right, you would pay the following if you did not redeem your shares: | Share class: | C |
|--------------|-------|-------|-------|------|------|------|---|--------------|---|
| 1 year | \$434 | \$237 | \$307 | \$70 | \$43 | \$32 | 1 year | \$137 | |
| 3 years | 572 | 440 | 441 | 234 | 148 | 113 | 3 years | 440 | |
| 5 years | 723 | 765 | 587 | 411 | 263 | 202 | 5 years | 765 | |
| 10 years | 1,161 | 1,481 | 1,011 | 925 | 598 | 462 | 10 years | 1,481 | |

Portfolio turnover The fund pays transaction costs, such as commissions, when it buys and sells securities (or "turns over" its portfolio). A higher portfolio turnover rate may indicate higher transaction costs and may result in higher taxes when fund shares are held in a taxable account. These costs, which are not reflected in annual fund operating expenses or in the example, affect the fund's investment results. During the most recent fiscal year, the fund's portfolio turnover rate was 20% of the average value of its portfolio.

Principal investment strategies The fund seeks to achieve its objectives by primarily investing in municipal bonds issued by the state of New York and its agencies and municipalities. Consistent with the fund's objectives, the fund may also invest in municipal securities that are issued by jurisdictions outside New York. Municipal bonds are debt obligations generally issued to obtain funds for various public purposes, including the construction of public facilities. The fund may also invest in bonds exempt from federal and state taxation that are used to fund private projects.

Under normal circumstances, the fund will invest at least 80% of its assets in, or derive at least 80% of its income from, securities that are exempt from regular federal, New York state and New York City income taxes and that do not subject you to federal alternative minimum tax. The fund may also invest up to 20% of its assets in "private activity bonds" whose interest is generally subject to the federal alternative minimum tax. The fund is intended primarily for taxable residents of New York.

The fund will invest primarily in debt securities rated BBB- or better or Baa3 or better by Nationally Recognized Statistical Rating Organizations designated by the fund's investment adviser, or unrated but determined by the fund's investment adviser to be of equivalent quality. The fund may also invest in debt securities rated BB+ or below and Ba1 or below by Nationally Recognized Statistical Rating Organizations designated by the fund's investment adviser, or unrated but determined by the fund's investment adviser to be of equivalent quality. Such securities are sometimes referred to as "junk bonds."

The fund's assets are managed by a team of portfolio managers. Under this approach, the fund's portfolio managers will work together to oversee the fund's entire portfolio.

The fund relies on the professional judgment of its investment adviser to make decisions about the fund's portfolio investments. The basic investment philosophy of the investment adviser is to seek to invest in attractively priced securities that, in its opinion, represent good, long-term investment opportunities. Securities may be sold when the investment adviser believes that they no longer represent relatively attractive investment opportunities.

Principal risks This section describes the principal risks associated with investing in the fund. You may lose money by investing in the fund. The likelihood of loss may be greater if you invest for a shorter period of time.

Risks of investing in municipal bonds of issuers within the state of New York – Because the fund invests primarily in securities of issuers within the state of New York, the fund is more susceptible to factors adversely affecting issuers of New York securities than a comparable municipal bond mutual fund that does not concentrate its investments in a single state. For example, such factors may include political policy changes, tax base erosion, state constitutional limits on tax increases, budget deficits and other financial or economic difficulties, and changes in the credit ratings assigned to New York's municipal issuers. New York's economy and finances may be especially vulnerable to changes in the performance of the financial services sector, which historically has been volatile. More detailed information about the risks of investing in New York municipal securities is contained in the statement of additional information.

Market conditions – The prices of, and the income generated by, the securities held by the fund may decline – sometimes rapidly or unpredictably – due to various factors, including events or conditions affecting the general economy or particular industries or companies; overall market changes; local, regional or global political, social or economic instability; governmental, governmental agency or central bank responses to economic conditions; changes in inflation rates; and currency exchange rate, interest rate and commodity price fluctuations.

Economies and financial markets throughout the world are highly interconnected. Economic, financial or political events, trading and tariff arrangements, wars, terrorism, cybersecurity events, natural disasters, public health emergencies (such as the spread of infectious disease), bank failures and other circumstances in one country or region, including actions taken by governmental or quasi-governmental authorities in response to any of the foregoing, could have impacts on global economies or markets. As a result, whether or not the fund invests in securities of issuers located in or with significant exposure to the countries affected, the value and liquidity of the fund's investments may be negatively affected by developments in other countries and regions.

Issuer risks – The prices of, and the income generated by, securities held by the fund may decline in response to various factors directly related to the issuers of such securities, including reduced demand for an issuer's goods or services, poor management performance, major litigation, investigations or other controversies related to the issuer, changes in the issuer's financial condition or credit rating, changes in government regulations affecting the issuer or its competitive environment and strategic initiatives such as mergers, acquisitions or dispositions and the market response to any such initiatives. An individual security may also be affected by factors relating to the industry or sector of the issuer or the securities markets as a whole, and conversely an industry or sector or the securities markets may be affected by a change in financial condition or other event affecting a single issuer.

Investing in municipal securities – Municipal securities are debt obligations that are exempt from federal, state and/or local income taxes. The yield and/or value of the fund's investments in municipal securities may be adversely affected by events tied to the municipal securities markets, which can be very volatile and significantly impacted by unfavorable legislative or political developments and negative changes in the financial conditions of municipal securities issuers and the economy. To the extent the fund invests in obligations of a municipal issuer, the volatility, credit quality and performance of the fund may be adversely impacted by local political and economic conditions of the issuer. For example, a credit rating downgrade, bond default or bankruptcy involving an issuer within a particular state or territory could affect the market values and marketability of many or all municipal obligations of that state or territory. Income from municipal securities held by the fund could also be declared taxable because of changes in tax laws or interpretations by taxing authorities or as a result of noncompliant conduct of a municipal issuer. Additionally, the relative amount of publicly available information about municipal securities is generally less than that for corporate securities.

Investing in debt instruments – The prices of, and the income generated by, bonds and other debt securities held by the fund may be affected by factors such as the interest rates, maturities and credit quality of these securities.

Rising interest rates will generally cause the prices of bonds and other debt securities to fall. Also, when interest rates rise, issuers of debt securities that may be prepaid at any time, such as mortgage- or other asset-backed securities, are less likely to refinance existing debt securities, causing the average life of such securities to extend. A general change in interest rates may cause investors to sell debt securities on a large scale, which could also adversely affect the price and liquidity of debt securities and could also result in increased redemptions from the fund. Falling interest rates may cause an issuer to redeem, call or refinance a debt security before its stated maturity, which may result in the fund having to reinvest the proceeds in lower yielding securities. Longer maturity debt securities generally have greater sensitivity to changes in interest rates and may be subject to greater price fluctuations than shorter maturity debt securities.

Bonds and other debt securities are also subject to credit risk, which is the possibility that the credit strength of an issuer or guarantor will weaken or be perceived to be weaker, and/or an issuer of a debt security will fail to make timely payments of principal or interest and the security will go into default. Changes in actual or perceived creditworthiness may occur quickly. A downgrade or default affecting any of the fund's securities could cause the value of the fund's shares to decrease. Lower quality debt securities generally have higher rates of interest and may be subject to greater price fluctuations than higher quality debt securities. Credit risk is gauged, in part, by the credit ratings of the debt securities in which the fund invests. However, ratings are only the opinions of the rating agencies issuing them and are not guarantees as to credit quality or an evaluation of market risk. The fund's investment adviser relies on its own credit analysts to research issuers and issues in assessing credit and default risks.

Liquidity risk – Certain fund holdings may be or may become difficult or impossible to sell, particularly during times of market turmoil. Liquidity may be impacted by the lack of an active market for a holding, legal or contractual restrictions on resale, or the reduced number and capacity of market participants to make a market in such holding. Market prices for less liquid or illiquid holdings may be volatile or difficult to determine, and reduced liquidity may have an adverse impact on the market price of such holdings. Additionally, the sale of less liquid or illiquid holdings may involve substantial delays (including delays in settlement) and additional costs and the fund may be unable to sell such holdings when necessary to meet its liquidity needs or to try to limit losses, or may be forced to sell at a loss.

Credit and liquidity support – Changes in the credit quality of banks and financial institutions providing credit and liquidity support features with respect to securities held by the fund could cause the values of these securities to decline.

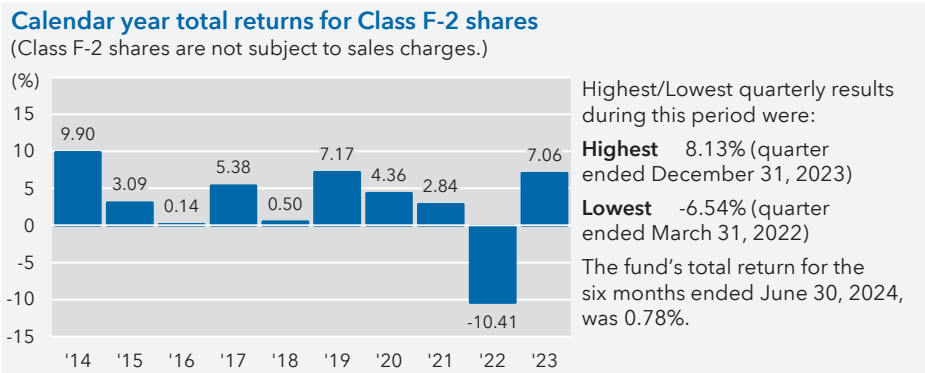
Investing in lower rated debt instruments – Lower rated bonds and other lower rated debt securities generally have higher rates of interest and involve greater risk of default or price declines due to changes in the issuer's creditworthiness than those of higher quality debt securities. The market prices of these securities may fluctuate more than the prices of higher quality debt securities and may decline significantly in periods of general economic difficulty. These risks may be increased with respect to investments in junk bonds.

Investing in similar municipal bonds – Investing significantly in municipal obligations of multiple issuers in the same state or backed by revenues of similar types of projects or industries may make the fund more susceptible to certain economic, political or regulatory occurrences. As a result, the fund has greater risk of volatility, and greater risk of loss, from these investments.

Management – The investment adviser to the fund actively manages the fund's investments. Consequently, the fund is subject to the risk that the methods and analyses, including models, tools and data, employed by the investment adviser in this process may be flawed or incorrect and may not produce the desired results. This could cause the fund to lose value or its investment results to lag relevant benchmarks or other funds with similar objectives.

Your investment in the fund is not a bank deposit and is not insured or guaranteed by the Federal Deposit Insurance Corporation or any other governmental agency, entity or person. You should consider how this fund fits into your overall investment program.

Investment results The following bar chart shows how the fund’s investment results have varied from year to year, and the following table shows how the fund’s average annual total returns for various periods compare with a broad measure of securities market results and other applicable measures of market results. This information provides some indication of the risks of investing in the fund. Past investment results (before and after taxes) are not predictive of future investment results. Updated information on the fund’s investment results can be obtained by visiting capitalgroup.com.



Average annual total returns For the periods ended December 31, 2023:

| Share class | Inception date | 1 year | 5 years | 10 years | Lifetime |
|---|-----------------------|---------------|----------------|-----------------|--|
| F-2 – Before taxes | 11/1/2010 | 7.06% | 1.98% | 2.86% | 2.99% |
| – After taxes on distributions | | 7.06 | 1.94 | 2.84 | N/A |
| – After taxes on distributions and sale of fund shares | | 5.44 | 2.14 | 2.85 | N/A |
| Share classes (before taxes) | Inception date | 1 year | 5 years | 10 years | Lifetime |
| A (with maximum sales charge) | 11/1/2010 | 2.88% | 1.03% | 2.32% | 2.56% |
| C | 11/1/2010 | 5.07 | 1.04 | 2.06 | 2.34 |
| F-1 | 11/1/2010 | 6.78 | 1.77 | 2.68 | 2.80 |
| F-3 | 1/27/2017 | 7.18 | 2.09 | N/A | 2.29 |
| Indexes* | | 1 year | 5 years | 10 years | Lifetime (from Class F-2 inception) |
| Bloomberg Municipal Bond Index (reflects no deductions for sales charges, account fees, expenses or U.S. federal income taxes) | | 6.40% | 2.25% | 3.03% | 3.09% |
| Bloomberg New York Municipal Index (reflects no deductions for sales charges, account fees or U.S. federal income taxes) | | 7.32 | 2.20 | 2.93 | 2.97 |
| Class F-2 annualized 30-day yield at July 31, 2024: 3.59% | | | | | |
| (For current yield information, please call American Funds Service Company at (800) 421-4225 or visit capitalgroup.com .) | | | | | |

* Effective July 24, 2024, the fund’s primary benchmark changed from the Bloomberg New York Municipal Index (the “Previous Primary Benchmark”) to the Bloomberg Municipal Bond Index, a broad-based index that represents the overall securities markets, as required by the U.S. Securities and Exchange Commission (“SEC”). The Previous Primary Benchmark provides a means to compare the fund’s results to a benchmark that the investment adviser believes is more representative of the fund’s investment universe. There is no change in the fund’s investment strategies as a result of the benchmark change.

After-tax returns are shown only for Class F-2 shares; after-tax returns for other share classes will vary. After-tax returns are calculated using the highest individual federal income tax rates in effect during each year of the periods shown and do not reflect the impact of state and local taxes. Your actual after-tax returns depend on your individual tax situation and likely will differ from the results shown above.

Management

Investment adviser Capital Research and Management Company

Portfolio managers The individuals primarily responsible for the portfolio management of the fund are:

| Portfolio manager/ Fund title (if applicable) | Portfolio manager experience in this fund | Primary title with investment adviser |
|--|---|--|
| Lee Chu Senior Vice President | 1 year | Partner – Capital Fixed Income Investors |
| Jerome Solomon President | 12 years | Partner – Capital Fixed Income Investors |

Purchase and sale of fund shares The minimum amount to establish an account for all share classes is \$1,000 and the minimum to add to an account is \$50. For accounts with Class F-3 shares held and serviced by the fund's transfer agent, the minimum investment amount is \$1 million.

If you are a retail investor, you may sell (redeem) shares on any business day through your dealer or financial professional or by writing to American Funds Service Company® at P.O. Box 6007, Indianapolis, Indiana 46206-6007; telephoning American Funds Service Company at (800) 421-4225; faxing American Funds Service Company at (888) 421-4351; or accessing our website at capitalgroup.com.

Tax information Fund dividends of interest earned from municipal bonds are generally not subject to federal income tax. However, the fund may distribute taxable dividends, including distributions of short-term capital gains, which are subject to federal taxation as ordinary income. To the extent the fund is permitted to invest in bonds subject to federal alternative minimum tax, interest on certain bonds may be subject to federal alternative minimum tax. The fund's distributions of net long-term capital gains are taxable as long-term capital gains for federal income tax purposes.

It is anticipated that federally exempt-interest dividends paid by the fund and derived from interest on bonds exempt from New York income tax will also be exempt from New York state and local income taxes. To the extent the fund's dividends are derived from interest on debt obligations not exempt from New York income tax, such dividends will be subject to New York state and local income taxes. Moreover, any federally taxable dividends and capital gain distributions may also be subject to state and local taxes.

Payments to broker-dealers and other financial intermediaries If you purchase shares of the fund through a broker-dealer or other financial intermediary (such as a bank), the fund and the fund's distributor or its affiliates may pay the intermediary for the sale of fund shares and related services. These payments may create a conflict of interest by influencing the broker-dealer or other intermediary and your individual financial professional to recommend the fund over another investment. Ask your individual financial professional or visit your financial intermediary's website for more information.

Investment objectives, strategies and risks Except where the context indicates otherwise, references to the “fund” apply to each of these tax-exempt bond funds.

American Funds Short-Term Tax-Exempt Bond Fund The fund’s investment objective is to provide you with current income exempt from regular federal income tax, consistent with the maturity and quality standards described in this prospectus, and to preserve capital. Under normal circumstances, the fund will invest at least 80% of its assets in, or derive at least 80% of its income from, securities that are exempt from regular federal income tax and that do not subject you to federal alternative minimum tax. The fund may also invest up to 20% of its assets in “private activity bonds” whose interest is generally subject to the federal alternative minimum tax.

The fund invests primarily in debt securities rated AA- or better or Aa3 or better by Nationally Recognized Statistical Rating Organizations designated by the fund’s investment adviser, or unrated but determined by the fund’s investment adviser to be of equivalent quality. The fund may also invest in debt securities rated A- or better or A3 or better by Nationally Recognized Statistical Rating Organizations designated by the fund’s investment adviser, or unrated but determined by the fund’s investment adviser to be of equivalent quality. The fund’s aggregate portfolio will have a dollar-weighted average effective maturity no greater than three years.

Limited Term Tax-Exempt Bond Fund of America The fund’s investment objective is to provide you with current income exempt from regular federal income tax, consistent with the maturity and quality standards described in this prospectus, and to preserve capital. The fund is designed for investors seeking current income exempt from federal income tax. Under normal circumstances, the fund will invest at least 80% of its assets in, or derive at least 80% of its income from, securities that are exempt from regular federal income tax and that do not subject you to federal alternative minimum tax. The fund may also invest up to 20% of its assets in “private activity bonds” whose interest is generally subject to the federal alternative minimum tax.

The fund invests primarily in debt securities rated A- or better or A3 or better by Nationally Recognized Statistical Rating Organizations designated by the fund’s investment adviser, or unrated but determined by the fund’s investment adviser to be of equivalent quality. The fund may also invest in debt securities rated BBB and Baa by Nationally Recognized Statistical Rating Organizations designated by the fund’s investment adviser, or unrated but determined by the fund’s investment adviser to be of equivalent quality. The dollar-weighted average effective maturity of the fund’s portfolio is between one and 10 years. In calculating the effective maturity or average life of a particular debt security, a put, call, sinking fund or other feature will be considered to the extent it results in a security whose market characteristics indicate an effective maturity or average life that is shorter than its nominal or stated maturity. The investment adviser will consider the impact on effective maturity of potential changes in the financial condition of issuers and in market interest rates in making investment selections for the fund.

The Tax-Exempt Bond Fund of America The fund’s investment objective is to provide you with a high level of current income exempt from federal income tax, consistent with the preservation of capital. The fund is designed for investors seeking a high level of current income exempt from federal income tax.

Under normal circumstances, the fund will invest at least 80% of its assets in, or derive at least 80% of its income from, securities that are exempt from regular federal income tax. The fund will not invest in “private activity bonds” whose interest is generally subject to the federal alternative minimum tax. The fund invests at least 65% in debt securities rated A- or better or A3 or better by Nationally Recognized Statistical Rating Organizations designated by the fund’s investment adviser, or unrated but determined by the fund’s investment adviser to be of equivalent quality. The fund may also invest in debt securities rated BBB+ or below and Baa1 or below (including those rated BB+ or below and Ba1 or below) by Nationally Recognized Statistical Rating Organizations designated by the fund’s investment adviser, or unrated but determined by the fund’s investment adviser to be of equivalent quality. Securities rated BB+ or below and Ba1 or below are sometimes referred to as “junk bonds.” Though investment decisions regarding the fund’s portfolio may be informed by investment themes on a range of macroeconomic factors, the fund may invest in debt securities of any maturity or duration. Duration is a measure used to determine the sensitivity of a security’s price to changes in interest rates. The longer a security’s duration, the more sensitive it will be to changes in interest rates.

American High-Income Municipal Bond Fund The fund’s investment objective is to provide you with a high level of current income exempt from regular federal income tax. The fund is designed for investors who are able to tolerate greater credit risk and price fluctuations than investors in funds with higher quality portfolios. In seeking to achieve its objective, the fund may accept risks to capital value deemed prudent by the fund’s investment adviser to take advantage of opportunities for higher current income on municipal bonds.

Under normal circumstances, the fund will invest at least 80% of its assets in, or derive at least 80% of its income from, securities that are exempt from regular federal income tax. The fund may invest, without limitation, in “private activity bonds” whose interest is generally subject to the federal alternative minimum tax. The fund invests at least 50% of its portfolio in debt securities rated BBB+ or below or Baa1 or below by Nationally Recognized Statistical Rating Organizations designated by the fund’s investment adviser, or unrated but determined by the fund’s investment adviser to be of equivalent quality. Securities rated BB+ or below and Ba1 or below are sometimes referred to as “junk bonds.” Though investment decisions regarding the fund’s portfolio may be informed by investment themes on a range of macroeconomic factors, the fund may invest in debt securities of any maturity or duration. Duration is a measure used to determine the sensitivity of a security’s price to changes in interest rates. The longer a security’s duration, the more sensitive it will be to changes in interest rates.

The Tax-Exempt Fund of California The fund's primary investment objective is to provide you with a high level of current income exempt from regular federal and California state income taxes. Its secondary objective is preservation of capital. The fund seeks to achieve these objectives by primarily investing in municipal bonds issued by the state of California and its agencies and municipalities. Consistent with the fund's objectives, the fund may also invest in municipal securities that are issued by jurisdictions outside California (including territories and Commonwealths of the United States). The fund is designed for investors seeking income exempt from federal and California income taxes and capital preservation over the long term, and is intended primarily for taxable residents of California.

Under normal circumstances, the fund will invest at least 80% of its assets in, or derive at least 80% of its income from, securities that are exempt from both regular federal and California income taxes and that do not subject you to federal alternative minimum tax. The fund may also invest up to 20% of its assets in "private activity bonds" whose interest is generally subject to the federal alternative minimum tax.

The fund will invest primarily in debt securities rated BBB- or better or Baa3 or better by Nationally Recognized Statistical Rating Organizations designated by the fund's investment adviser, or unrated but determined by the fund's investment adviser to be of equivalent quality. The fund may also invest in debt securities rated BB+ or below and Ba1 or below by Nationally Recognized Statistical Rating Organizations designated by the fund's investment adviser, or unrated but determined by the fund's investment adviser to be of equivalent quality. Such securities are sometimes referred to as "junk bonds." Securities that are not general obligations of the state or are obligations of issuers in other jurisdictions may have lower ratings than general obligations of the state. Though investment decisions regarding the fund's portfolio may be informed by investment themes on a range of macroeconomic factors, the fund may invest in debt securities of any maturity or duration. Duration is a measure used to determine the sensitivity of a security's price to changes in interest rates. The longer a security's duration, the more sensitive it will be to changes in interest rates.

American Funds Tax-Exempt Fund of New York The fund's primary investment objective is to provide you with a high level of current income exempt from regular federal, New York state and New York City income taxes. Its secondary objective is preservation of capital. The fund seeks to achieve these objectives by primarily investing in municipal bonds issued by the state of New York and its agencies and municipalities. Consistent with the fund's objectives, the fund may also invest in municipal securities that are issued by jurisdictions outside of New York (including territories and Commonwealths of the United States). The fund is designed for investors seeking income exempt from federal, New York state and New York City income taxes and capital preservation over the long term, and is intended primarily for taxable residents of New York.

Under normal circumstances, the fund will invest at least 80% of its assets in, or derive at least 80% of its income from, securities that are exempt from regular federal, New York state and New York City income taxes and that do not subject you to federal alternative minimum tax. The fund may also invest up to 20% of its assets in "private activity bonds" whose interest is generally subject to the federal alternative minimum tax.

The fund will invest primarily in debt securities rated BBB- or better or Baa3 or better by Nationally Recognized Statistical Rating Organizations designated by the fund's investment adviser, or unrated but determined by the fund's investment adviser to be of equivalent quality. The fund may also invest in debt securities rated BB+ or below and Ba1 or below by Nationally Recognized Statistical Rating Organizations designated by the fund's investment adviser, or unrated but determined by the fund's investment adviser to be of equivalent quality. Such securities are sometimes referred to as "junk bonds." Securities that are not general obligations of the state or are obligations of issuers in other jurisdictions may have lower ratings than general obligations of the state. Though investment decisions regarding the fund's portfolio may be informed by investment themes on a range of macroeconomic factors, the fund may invest in debt securities of any maturity or duration. Duration is a measure used to determine the sensitivity of a security's price to changes in interest rates. The longer a security's duration, the more sensitive it will be to changes in interest rates.

The fund may also hold cash or cash equivalents, including commercial paper and short-term securities issued by the U.S. government, its agencies and instrumentalities. The percentage of the fund invested in such holdings varies and depends on various factors, including market conditions and purchases and redemptions of fund shares. The investment adviser may determine that it is appropriate to invest a substantial portion of the fund's assets in such instruments in response to certain circumstances, such as periods of market turmoil. For temporary defensive purposes, the fund may invest without limitation in such instruments. A larger percentage of such holdings could moderate the fund's investment results in a period of rising market prices. Alternatively, a larger percentage of such holdings could reduce the magnitude of the fund's loss in a period of falling market prices and provide liquidity to make additional investments or to meet redemptions.

The fund may invest in certain other funds managed by the investment adviser or its affiliates ("Central Funds") to more effectively invest in a diversified set of securities in a specific asset class such as money market instruments, bonds and other securities. Shares of Central Funds are only offered for purchase to the fund's investment adviser and its affiliates and other funds, investment vehicles and accounts managed by the fund's investment adviser and its affiliates. Central Funds do not charge management fees. As a result, the fund does not bear additional management fees when investing in Central Funds, but the fund does bear its proportionate share of Central Fund expenses. The investment results of the portions of the fund's assets invested in the Central Funds will be based upon the investment results of the Central Funds.

The fund relies on the professional judgment of its investment adviser to make decisions about the fund's portfolio investments. The basic investment philosophy of the investment adviser is to seek to invest in attractively priced securities that, in its opinion, represent good, long-term investment opportunities. The investment adviser believes that an important way to accomplish this is by analyzing various factors, which may include the credit strength of the issuer, prices of similar securities issued by comparable issuers, anticipated changes in interest rates, general market conditions and other factors pertinent to the particular security being evaluated. Securities may be sold when the investment adviser believes that they no longer represent relatively attractive investment opportunities.

The investment adviser may consider environmental, social and governance ("ESG") factors that, depending on the facts and circumstances, are material to the value of an issuer or instrument. ESG factors may include, but are not limited to, environmental issues (e.g., water use, emission levels, waste, environmental remediation), social issues (e.g., human capital, health and safety, changing customer behavior) or governance issues (e.g., board composition, executive compensation, shareholder dilution).

The following are principal risks associated with investing in the fund.

Market conditions – The prices of, and the income generated by, the securities held by the fund may decline – sometimes rapidly or unpredictably – due to various factors, including events or conditions affecting the general economy or particular industries or companies; overall market changes; local, regional or global political, social or economic instability; governmental, governmental agency or central bank responses to economic conditions; changes in inflation rates; and currency exchange rate, interest rate and commodity price fluctuations.

Economies and financial markets throughout the world are highly interconnected. Economic, financial or political events, trading and tariff arrangements, wars, terrorism, cybersecurity events, natural disasters, public health emergencies (such as the spread of infectious disease), bank failures and other circumstances in one country or region, including actions taken by governmental or quasi-governmental authorities in response to any of the foregoing, could have impacts on global economies or markets. As a result, whether or not the fund invests in securities of issuers located in or with significant exposure to the countries affected, the value and liquidity of the fund's investments may be negatively affected by developments in other countries and regions.

Issuer risks – The prices of, and the income generated by, securities held by the fund may decline in response to various factors directly related to the issuers of such securities, including reduced demand for an issuer's goods or services, poor management performance, major litigation, investigations or other controversies related to the issuer, changes in the issuer's financial condition or credit rating, changes in government regulations affecting the issuer or its competitive environment and strategic initiatives such as mergers, acquisitions or dispositions and the market response to any such initiatives. An individual security may also be affected by factors relating to the industry or sector of the issuer or the securities markets as a whole, and conversely an industry or sector or the securities markets may be affected by a change in financial condition or other event affecting a single issuer.

Investing in municipal securities – Municipal securities are debt obligations that are exempt from federal, state and/or local income taxes. The yield and/or value of the fund's investments in municipal securities may be adversely affected by events tied to the municipal securities markets, which can be very volatile and significantly impacted by unfavorable legislative or political developments and negative changes in the financial conditions of municipal securities issuers and the economy. To the extent the fund invests in obligations of a municipal issuer, the volatility, credit quality and performance of the fund may be adversely impacted by local political and economic conditions of the issuer. For example, a credit rating downgrade, bond default or bankruptcy involving an issuer within a particular state or territory could affect the market values and marketability of many or all municipal obligations of that state or territory. Income from municipal securities held by the fund could also be declared taxable because of changes in tax laws or interpretations by taxing authorities or as a result of noncompliant conduct of a municipal issuer. Additionally, the relative amount of publicly available information about municipal securities is generally less than that for corporate securities.

Investing in debt instruments – The prices of, and the income generated by, bonds and other debt securities held by the fund may be affected by factors such as the interest rates, maturities and credit quality of these securities.

Rising interest rates will generally cause the prices of bonds and other debt securities to fall. Also, when interest rates rise, issuers of debt securities that may be prepaid at any time, such as mortgage- or other asset-backed securities, are less likely to refinance existing debt securities, causing the average life of such securities to extend. A general change in interest rates may cause investors to sell debt

securities on a large scale, which could also adversely affect the price and liquidity of debt securities and could also result in increased redemptions from the fund. Falling interest rates may cause an issuer to redeem, call or refinance a debt security before its stated maturity, which may result in the fund having to reinvest the proceeds in lower yielding securities. Longer maturity debt securities generally have greater sensitivity to changes in interest rates and may be subject to greater price fluctuations than shorter maturity debt securities.

Bonds and other debt securities are also subject to credit risk, which is the possibility that the credit strength of an issuer or guarantor will weaken or be perceived to be weaker, and/or an issuer of a debt security will fail to make timely payments of principal or interest and the security will go into default. Changes in actual or perceived creditworthiness may occur quickly. A downgrade or default affecting any of the fund's securities could cause the value of the fund's shares to decrease. Lower quality debt securities generally have higher rates of interest and may be subject to greater price fluctuations than higher quality debt securities. Credit risk is gauged, in part, by the credit ratings of the debt securities in which the fund invests. However, ratings are only the opinions of the rating agencies issuing them and are not guarantees as to credit quality or an evaluation of market risk. The fund's investment adviser relies on its own credit analysts to research issuers and issues in assessing credit and default risks.

Liquidity risk – Certain fund holdings may be or may become difficult or impossible to sell, particularly during times of market turmoil. Liquidity may be impacted by the lack of an active market for a holding, legal or contractual restrictions on resale, or the reduced number and capacity of market participants to make a market in such holding. Market prices for less liquid or illiquid holdings may be volatile or difficult to determine, and reduced liquidity may have an adverse impact on the market price of such holdings. Additionally, the sale of less liquid or illiquid holdings may involve substantial delays (including delays in settlement) and additional costs and the fund may be unable to sell such holdings when necessary to meet its liquidity needs or to try to limit losses, or may be forced to sell at a loss.

Credit and liquidity support – Changes in the credit quality of banks and financial institutions providing credit and liquidity support features with respect to securities held by the fund could cause the values of these securities to decline.

Investing in lower rated debt instruments – Lower rated bonds and other lower rated debt securities generally have higher rates of interest and involve greater risk of default or price declines due to changes in the issuer's creditworthiness than those of higher quality debt securities. The market prices of these securities may fluctuate more than the prices of higher quality debt securities and may decline significantly in periods of general economic difficulty. These risks may be increased with respect to investments in lower quality, higher yielding debt securities rated Ba1 or below and BB+ or below by Nationally Recognized Statistical Rating Organizations designated by the fund's investment adviser or unrated but determined by the investment adviser to be of equivalent quality, which securities are sometimes referred to as "junk bonds."

Investing in similar municipal bonds – Investing significantly in municipal obligations of multiple issuers in the same state or backed by revenues of similar types of projects or industries may make the fund more susceptible to certain economic, political or regulatory occurrences. As a result, the fund has greater risk of volatility, and greater risk of loss, from these investments.

Management – The investment adviser to the fund actively manages the fund's investments. Consequently, the fund is subject to the risk that the methods and analyses, including models, tools and data, employed by the investment adviser in this process may be flawed or incorrect and may not produce the desired results. This could cause the fund to lose value or its investment results to lag relevant benchmarks or other funds with similar objectives.

Risks of investing in municipal bonds of issuers within the state of California – Because the fund invests primarily in securities of issuers within the state of California, the fund is more susceptible to factors adversely affecting issuers of California securities than a comparable municipal bond mutual fund that does not concentrate its investments in a single state. For example, in the past, California voters have passed amendments to the state's constitution and other measures that limit the taxing and spending authority of California governmental entities, and future voter initiatives may adversely affect California municipal bonds. More detailed information about the risks of investing in California municipal securities is contained in the statement of additional information.

Risks of investing in municipal bonds of issuers within the state of New York – Because the fund invests primarily in securities of issuers within the state of New York, the fund is more susceptible to factors adversely affecting issuers of New York securities than a comparable municipal bond mutual fund that does not concentrate its investments in a single state. For example, such factors may include political policy changes, tax base erosion, state constitutional limits on tax increases, budget deficits and other financial or economic difficulties, and changes in the credit ratings assigned to New York's municipal issuers. New York's economy and finances may be especially vulnerable to changes in the performance of the financial services sector, which historically has been volatile. More detailed information about the risks of investing in New York municipal securities is contained in the statement of additional information.

The following are additional risks associated with investing in the fund.

Alternative minimum tax – The fund (other than The Tax-Exempt Bond Fund of America) may invest in securities, including in "private activity bonds," that may subject you to federal alternative minimum tax. Therefore, while the fund's distributions from tax-exempt securities are not subject to regular federal income tax, a portion or all of the distributions may be included in determining a shareholder's federal alternative minimum tax.

Interest rate risk – The values and liquidity of the securities held by the fund may be affected by changing interest rates. For example, the values of these securities may decline when interest rates rise and increase when interest rates fall. Longer maturity debt securities generally have greater sensitivity to changes in interest rates and may be subject to greater price fluctuations than shorter maturity debt securities. The fund may invest in variable and floating rate securities. When the fund holds variable or floating rate securities, a decrease in market interest rates will adversely affect the income received from such securities and the net asset value of the fund's shares. Although the values of such securities are generally less sensitive to interest rate changes than those of other debt securities, the value of variable and floating rate securities may decline if their interest rates do not rise as quickly, or as much, as market interest rates. Conversely, floating

rate securities will not generally increase in value if interest rates decline. During periods of extremely low short-term interest rates, the fund may not be able to maintain a positive yield or total return and, in relatively low interest rate environments, there are heightened risks associated with rising interest rates.

Insured municipal bonds – The fund may invest in municipal bonds that are insured generally as to the timely payment of interest and repayment of principal. Insurance that covers a municipal bond does not guarantee the market value of the bond or the prices of the fund's shares. Market conditions or changes to ratings criteria could adversely impact the ratings of municipal bond insurers. If the credit rating of the insurer were downgraded or withdrawn by rating agencies, this could have an adverse effect upon the credit rating of the insured bond and, therefore, its market value, despite the quality of the underlying issuer.

Investing in derivatives – The use of derivatives involves a variety of risks, which may be different from, or greater than, the risks associated with investing in traditional securities, such as stocks and bonds. Changes in the value of a derivative may not correlate perfectly with, and may be more sensitive to market events than, the underlying asset, rate or index, and a derivative instrument may cause the fund to lose significantly more than its initial investment. Derivatives may be difficult to value, difficult for the fund to buy or sell at an opportune time or price and difficult, or even impossible, to terminate or otherwise offset. The fund's use of derivatives may result in losses to the fund, and investing in derivatives may reduce the fund's returns and increase the fund's price volatility. The fund's counterparty to a derivative transaction (including, if applicable, the fund's clearing broker, the derivatives exchange or the clearinghouse) may be unable or unwilling to honor its financial obligations in respect of the transaction. In certain cases, the fund may be hindered or delayed in exercising remedies against or closing out derivative instruments with a counterparty, which may result in additional losses. Derivatives are also subject to operational risk (such as documentation issues, settlement issues and systems failures) and legal risk (such as insufficient documentation, insufficient capacity or authority of a counterparty, and issues with the legality or enforceability of a contract).

Investing in futures contracts – In addition to the risks generally associated with investing in derivative instruments, futures contracts are subject to the creditworthiness of the clearing organizations, exchanges and futures commission merchants with which the fund transacts. Additionally, although futures require only a small initial investment in the form of a deposit of initial margin, the amount of a potential loss on a futures contract could greatly exceed the initial amount invested. While futures contracts are generally liquid instruments, under certain market conditions futures may be deemed to be illiquid. For example, the fund may be temporarily prohibited from closing out its position in a futures contract if intraday price change limits or limits on trading volume imposed by the applicable futures exchange are triggered. If the fund is unable to close out a position on a futures contract, the fund would remain subject to the risk of adverse price movements until the fund is able to close out the futures position. The ability of the fund to successfully utilize futures contracts may depend in part upon the ability of the fund's investment adviser to accurately forecast interest rates and other economic factors and to assess and predict the impact of such economic factors on the futures in which the fund invests. If the investment adviser incorrectly forecasts economic developments or incorrectly predicts the impact of such developments on the futures in which it invests, the fund could suffer losses.

Exposure to country, region, industry or sector – Subject to the fund's investment limitations, the fund may have significant exposure to a particular country, region, industry or sector. Such exposure may cause the fund to be more impacted by risks relating to and developments affecting the country, region, industry or sector, and thus its net asset value may be more volatile, than a fund without such levels of exposure. For example, if the fund has significant exposure in a particular country, then social, economic, regulatory or other issues that negatively affect that country may have a greater impact on the fund than on a fund that is more geographically diversified.

Cybersecurity breaches – The fund may be subject to operational and information security risks through breaches in cybersecurity. Cybersecurity breaches can result from deliberate attacks or unintentional events, including "ransomware" attacks, the injection of computer viruses or malicious software code, the use of vulnerabilities in code to gain unauthorized access to digital information systems, networks or devices, or external attacks such as denial-of-service attacks on the investment adviser's or an affiliate's website that could render the fund's network services unavailable to intended end-users. These breaches may, among other things, lead to the unauthorized release of confidential information, misuse of the fund's assets or sensitive information, the disruption of the fund's operational capacity, the inability of fund shareholders to transact business, or the destruction of the fund's physical infrastructure, equipment or operating systems. These events could cause the fund to violate applicable privacy and other laws and could subject the fund to reputational damage, additional costs associated with corrective measures and/or financial loss. The fund may also be subject to additional risks if its third-party service providers, such as the fund's investment adviser, transfer agent, custodian, administrators and other financial intermediaries, experience similar cybersecurity breaches and potential outcomes. Cybersecurity risks may also impact issuers of securities in which the fund invests, which may cause the fund's investments in such issuers to lose value.

Tax risk – Income from securities held by the fund could also be declared taxable because of changes in tax laws or interpretations by taxing authorities, as a result of noncompliant conduct of a municipal issuer. Investments in taxable bonds and certain derivatives utilized by the fund may cause the fund to have taxable investment income. In addition, the fund may recognize taxable ordinary income from market discount. The fund may also realize capital gains on the sale of its securities. These capital gains will be taxable regardless of whether they are derived from the sale of tax-exempt bonds or taxable securities.

Large shareholder transactions risk – The fund may experience adverse effects when shareholders, including other funds or accounts advised by the investment adviser, purchase or redeem, individually or in the aggregate, large amounts of shares relative to the size of the fund. For example, when the investment adviser changes allocations in other funds and accounts it manages, such changes may result in shareholder transactions in the fund that are large relative to the size of the fund. Such large shareholder redemptions may cause the fund to sell portfolio securities at times when it would not otherwise do so, which may negatively impact the fund's net asset value and liquidity. Similarly, large fund share purchases may adversely affect the fund's performance to the extent that the fund is delayed in investing new cash and is required to maintain a larger cash position than it ordinarily would. These transactions may also accelerate the realization of taxable income to shareholders if such sales of investments resulted in gains, and may also increase transaction costs. In addition, a large

redemption could result in the fund's current expenses being allocated over a smaller asset base, leading to an increase in the fund's expense ratio. These risks are heightened when the fund is small.

In addition to the principal investment strategies described above, the fund has other investment practices that are described in the statement of additional information, which includes a description of other risks related to the fund's principal investment strategies and other investment practices. The fund's investment results will depend on the ability of the fund's investment adviser to navigate the risks discussed above as well as those described in the statement of additional information.

Fund comparative indexes The investment results tables in this prospectus show how the fund's average annual total returns compare with a broad measure of market results and other applicable measures of market results.

American Funds Short-Term Tax-Exempt Bond Fund The Bloomberg Municipal Bond Index is a market-value-weighted index designed to represent the long-term investment-grade tax-exempt bond market. This index is unmanaged, and its results include reinvested distributions but do not reflect the effect of sales charges, commissions, account fees, expenses or U.S. federal income taxes. The Bloomberg Municipal Short 1-5 Years Index is a market-value-weighted index that includes investment-grade tax-exempt bonds with maturities of one to five years. This index is unmanaged, and its results include reinvested distributions but do not reflect the effect of sales charges, commissions, account fees, expenses or U.S. federal income taxes.

Limited Term Tax-Exempt Bond Fund of America The Bloomberg Municipal Bond Index is a market-value-weighted index designed to represent the long-term investment-grade tax-exempt bond market. This index is unmanaged, and its results include reinvested distributions but do not reflect the effect of sales charges, commissions, account fees, expenses or U.S. federal income taxes. The Bloomberg Municipal Short-Intermediate 1-10 Years Index is a market-value-weighted index that includes investment grade tax-exempt bonds with maturities of one to 10 years. This index is unmanaged, and its results include reinvested distributions but do not reflect the effect of sales charges, commissions, account fees, expenses or U.S. federal income taxes.

The Tax-Exempt Bond Fund of America The Bloomberg Municipal Bond Index is a market-value-weighted index designed to represent the long-term investment-grade tax-exempt bond market. This index is unmanaged, and its results include reinvested distributions but do not reflect the effect of sales charges, commissions, account fees, expenses or U.S. federal income taxes.

American High-Income Municipal Bond Fund The Bloomberg Municipal Bond Index is a market-value-weighted index designed to represent the long-term investment-grade tax-exempt bond market. This index is unmanaged, and its results include reinvested distributions but do not reflect the effect of sales charges, commissions, account fees, expenses or U.S. federal income taxes.

The Tax-Exempt Fund of California The Bloomberg Municipal Bond Index is a market-value-weighted index designed to represent the long-term investment-grade tax-exempt bond market. This index is unmanaged, and its results include reinvested distributions but do not reflect the effect of sales charges, commissions, account fees, expenses or U.S. federal income taxes. The Bloomberg California Municipal Index is a market-value-weighted index that includes only investment-grade tax-exempt bonds of issuers within the state of California. This index is unmanaged and its results include reinvested distributions but do not reflect the effect of sales charges, commissions, account fees, expenses or U.S. federal income taxes.

American Funds Tax-Exempt Fund of New York The Bloomberg Municipal Bond Index is a market-value-weighted index designed to represent the long-term investment-grade tax-exempt bond market. This index is unmanaged, and its results include reinvested distributions but do not reflect the effect of sales charges, commissions, account fees, expenses or U.S. federal income taxes. The Bloomberg New York Municipal Index is a market-value-weighted index that includes only investment-grade tax-exempt bonds of issuers within the state of New York. This index is unmanaged, and its results include reinvested distributions but do not reflect the effect of sales charges, commissions, account fees, expenses or U.S. federal income taxes.

Fund results All fund results in this prospectus reflect the reinvestment of dividends and capital gain distributions, if any. Unless otherwise noted, fund results reflect any fee waivers and/or expense reimbursements in effect during the periods presented.

Portfolio holdings Portfolio holdings information for the fund is available on our website at capitalgroup.com. A description of the fund's policies and procedures regarding disclosure of information about its portfolio holdings is available in the statement of additional information.

Management and organization

Investment adviser Capital Research and Management Company, an experienced investment management organization founded in 1931, serves as the investment adviser to the fund and other funds, including the American Funds. Capital Research and Management Company is a wholly owned subsidiary of The Capital Group Companies, Inc. and is located at 333 South Hope Street, Los Angeles, California 90071. Capital Research and Management Company manages the investment portfolio and business affairs of the fund. The total management fee paid by the fund to its investment adviser for the most recent fiscal year, as a percentage of average net assets, appears in the Annual Fund Operating Expenses tables under "Fees and expenses of the fund." The management fee for the fund is based on the daily net assets of the fund and the fund's monthly gross investment income. Please see the statement of additional information for further details. A discussion regarding the basis for approval of the fund's Investment Advisory and Service Agreements by the fund's board of trustees is contained in the fund's Form N-CSR for the fiscal year ended July 31, 2024.

Capital Research and Management Company manages equity assets through three equity investment divisions and fixed income assets through its fixed income investment division, Capital Fixed Income Investors. The three equity investment divisions – Capital International Investors, Capital Research Global Investors and Capital World Investors – make investment decisions independently of one another.

The equity investment divisions may, in the future, be incorporated as wholly owned subsidiaries of Capital Research and Management Company. In that event, Capital Research and Management Company would continue to be the investment adviser, and day-to-day

investment management of equity assets would continue to be carried out through one or more of these subsidiaries. Although not currently contemplated, Capital Research and Management Company could incorporate its fixed income investment division in the future and engage it to provide day-to-day investment management of fixed income assets. Capital Research and Management Company and each of the funds it advises have received an exemptive order from the U.S. Securities and Exchange Commission that allows Capital Research and Management Company to use, upon approval of the fund's board, its management subsidiaries and affiliates to provide day-to-day investment management services to the fund, including making changes to the management subsidiaries and affiliates providing such services. The fund's shareholders have approved this arrangement; however, there is no assurance that Capital Research and Management Company will incorporate its investment divisions or exercise any authority granted to it under the exemptive order.

The Capital System™ Capital Research and Management Company uses a system of multiple portfolio managers in managing mutual fund assets. Under this approach, the portfolio of a fund is divided into segments managed by individual managers. In addition, Capital Research and Management Company's investment analysts may make investment decisions with respect to a portion of a fund's portfolio. Investment decisions are subject to a fund's objective(s), policies and restrictions and the oversight of the appropriate investment-related committees of Capital Research and Management Company and its investment divisions.

Certain senior members of Capital Fixed Income Investors, the investment adviser's fixed income investment division, serve on the Portfolio Strategy Group. The group utilizes a research-driven process with input from the investment adviser's analysts, portfolio managers and economists to define investment themes on a range of macroeconomic factors, including duration, yield curve and sector allocation. The investment decisions made by the fund's portfolio managers are informed by the investment themes discussed by the group.

The table below shows the investment experience and role in management of the fund for the fund's primary portfolio managers. Notwithstanding The Capital System, the portfolio managers of American Funds Tax-Exempt Fund of New York will work together to oversee the fund's entire portfolio.

| Portfolio manager | Investment experience | Experience in this fund | Role in management of the fund |
|---|---|---|--|
| Lee Chu | Investment professional for 16 years, all with Capital Research and Management Company or affiliate | | |
| The Tax-Exempt Bond Fund of America | | 5 years (plus 7 years of prior experience as an investment analyst for the fund) | Serves as a fixed income portfolio manager |
| American Funds Tax-Exempt Fund of New York | | 1 year | Serves as a fixed income portfolio manager |
| Vikas Malhotra | Investment professional for 13 years in total; 8 years with Capital Research and Management Company or affiliate | | |
| American Funds Short-Term Tax-Exempt Bond Fund | | 3 years | Serves as a fixed income portfolio manager |
| Limited Term Tax-Exempt Bond Fund of America | | 3 years (plus 1 year of prior experience as an investment analyst for the fund) | Serves as a fixed income portfolio manager |
| Mark Marinella | Investment professional for 38 years in total; 11 years with Capital Research and Management Company or affiliate | | |
| American Funds Short-Term Tax-Exempt Bond Fund | | 6 years | Serves as a fixed income portfolio manager |
| Limited Term Tax-Exempt Bond Fund of America | | 6 years | Serves as a fixed income portfolio manager |
| The Tax-Exempt Fund of California | | 6 years | Serves as a fixed income portfolio manager |
| Ivan Mirabelli | Investment professional for 12 years in total; 9 years with Capital Research and Management Company or affiliate | | |
| The Tax-Exempt Fund of California | | 1 year (plus 7 years of prior experience as an investment analyst for the fund) | Serves as a fixed income portfolio manager |

| Portfolio manager | Investment experience | Experience in this fund | Role in management of the fund |
|---|---|--|--|
| Chad M. Rach | Investment professional for 29 years in total; 20 years with Capital Research and Management Company or affiliate | | |
| American High-Income Municipal Bond Fund | | 13 years (plus 6 years of prior experience as an investment analyst for the fund) | Serves as a fixed income portfolio manager |
| Jerome Solomon | Investment professional for 33 years in total; 16 years with Capital Research and Management Company or affiliate | | |
| American High-Income Municipal Bond Fund | | 7 years (plus 8 years of prior experience as an investment analyst for the fund) | Serves as a fixed income portfolio manager |
| American Funds Tax-Exempt Fund of New York | | 12 years | Serves as a fixed income portfolio manager |
| Courtney K. Wolf | Investment professional for 19 years, all with Capital Research and Management Company or affiliate | | |
| The Tax-Exempt Bond Fund of America | | 6 years (plus 8 years of prior experience as an investment analyst for the fund) | Serves as a fixed income portfolio manager |
| American High-Income Municipal Bond Fund | | 3 years (plus 9 years of prior experience as an investment analyst for the fund) | Serves as a fixed income portfolio manager |
| Karl J. Zeile | Investment professional for 31 years in total; 25 years with Capital Research and Management Company or affiliate | | |
| The Tax-Exempt Bond Fund of America | | 21 years (plus 4 years of prior experience as an investment analyst for the fund) | Serves as a fixed income portfolio manager |
| The Tax-Exempt Fund of California | | 21 years | Serves as a fixed income portfolio manager |

Information regarding the portfolio managers' compensation, their ownership of securities in the fund and other accounts they manage is in the statement of additional information.

Certain privileges and/or services described on the following pages of this prospectus and in the statement of additional information may not be available to you, depending on your investment dealer. Please see your financial professional for more information.

Shareholder information

Shareholder services American Funds Service Company, the fund's transfer agent, offers a wide range of services that you can use to alter your investment program should your needs or circumstances change. These services may be terminated or modified at any time upon 60 days' prior written notice.

American Funds Service Company service areas

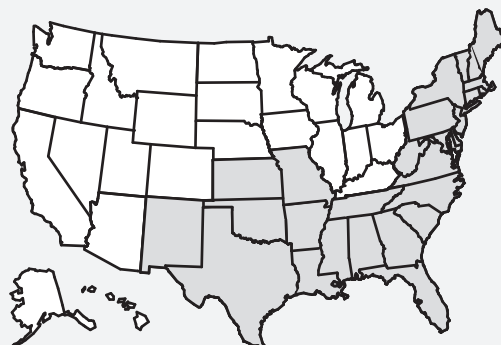
Call toll-free from anywhere in the United States (800) 421-4225 (8 a.m. to 7 p.m. ET).

Fax: (888) 421-4351

Visit our website at capitalgroup.com to access your account online.

- Indiana Service Center**
American Funds Service Co.
P.O. Box 6007
Indianapolis, IN 46206-6007

- Virginia Service Center**
American Funds Service Co.
P.O. Box 2280
Norfolk, VA 23501-2280



A more detailed description of policies and services is included in the fund's statement of additional information and the owner's guide sent to new American Funds shareholders entitled *Welcome*. These documents are available by writing to or calling American Funds Service Company.

Unless otherwise noted, references to Class F shares refer to Class F-1, F-2, and F-3 shares.

Purchase, exchange and sale of shares The fund reserves the right not to make its shares available to tax-deferred retirement plans and accounts. The Tax-Exempt Fund of California and American Funds Tax-Exempt Fund of New York are intended primarily for taxable residents of California and New York, respectively, and may not be appropriate for residents of other states and tax-exempt entities.

The fund's transfer agent, on behalf of the fund and Capital Client Group, Inc., the fund's distributor, is required by law to obtain certain personal information from you or any other person(s) acting on your behalf in order to verify your or such person's identity. If you do not provide the information, the transfer agent may not be able to open your account. If the transfer agent is unable to verify your identity or that of any other person(s) authorized to act on your behalf, or believes it has identified potentially criminal activity, the fund and Capital Client Group, Inc. reserve the right to close your account or take such other action they deem reasonable or required by law.

When purchasing shares, you should designate the fund or funds in which you wish to invest. Subject to the exception below, if no fund is designated, your money will be held uninvested (without liability to the transfer agent for loss of income or appreciation pending receipt of proper instructions) until investment instructions are received, but for no more than three business days. Your investment will be made at the net asset value (plus any applicable sales charge, in the case of Class A or Class T shares) next determined after investment instructions are received and accepted by the transfer agent. If investment instructions are not received, your money will be invested in Class A shares (or, if you are investing through a financial intermediary who offers only Class T shares, in Class T shares) of American Funds® U.S. Government Money Market Fund on the third business day after receipt of your investment.

If the amount of your cash investment is \$10,000 or less, no fund is designated, and you made a cash investment (excluding exchanges) within the last 16 months, your money will be invested in the same proportion and in the same fund or funds and in the same class of shares in which your last cash investment was made. If you only have one open fund, the money will be invested into such fund on the day received if the investment is otherwise in good order.

Different procedures may apply to certain employer-sponsored arrangements, including, but not limited to, SEPs and SIMPLE IRAs.

Valuing shares The net asset value of each share class of the fund is the value of a single share of that class. The net asset value per share is calculated once daily as of the close of regular trading on the New York Stock Exchange, normally 4 p.m. New York time, each day the New York Stock Exchange is open. If the New York Stock Exchange makes a scheduled (e.g., the day after Thanksgiving) or an unscheduled close prior to 4 p.m. New York time, the net asset value of the fund will be determined at approximately the time the New York Stock Exchange closes on that day. If on such a day market quotations and prices from third-party pricing services are not based as of the time of the early close of the New York Stock Exchange but are as of a later time (up to approximately 4 p.m. New York time), for example because the market remains open after the close of the New York Stock Exchange, those later market quotations and prices will be used in determining the fund's net asset value.

Equity securities are valued primarily on the basis of market quotations, and debt securities are valued primarily on the basis of prices from third-party pricing services due to the lack of market quotations. Futures contracts are valued primarily on the basis of settlement prices. The fund's portfolio investments are valued in accordance with procedures for making fair value determinations if market quotations are not readily available, including procedures to determine the representativeness of third-party vendor prices, or in the event market quotations or third-party vendor prices are not considered reliable. For example, if events occur between the close of markets outside the United States and the close of regular trading on the New York Stock Exchange that, in the opinion of the investment adviser, materially affect the value of any of the fund's equity securities that trade principally in those international markets, those securities will be valued in accordance with fair value procedures. Similarly, fair value procedures will be employed if an issuer defaults on its debt securities and there is no market for its securities. Use of these procedures is intended to result in more appropriate net asset values and, where applicable, to reduce potential arbitrage opportunities otherwise available to short-term investors.

Your shares will be purchased at the net asset value (plus any applicable sales charge, in the case of Class A or Class T shares) or sold at the net asset value next determined after American Funds Service Company receives your request, provided that your request contains all information and legal documentation necessary to process the transaction. Orders in good order received after the New York Stock Exchange closes (scheduled or unscheduled) will be processed at the net asset value (plus any applicable sales charge) calculated on the following business day. A contingent deferred sales charge may apply at the time you sell certain Class A and C shares.

Purchase of Class A and C shares You may generally open an account and purchase shares by contacting any financial professional (who may impose transaction charges in addition to those described in this prospectus) authorized to sell the fund's shares. You may purchase additional shares in various ways, including through your financial professional and by mail, telephone, the Internet and bank wire.

Class C shares are not offered by American Funds Short-Term Tax-Exempt Bond Fund at this time.

Automatic conversion of Class C shares Class C shares automatically convert to Class A shares in the month of the 8-year anniversary of the purchase date. The Internal Revenue Service currently takes the position that such automatic conversions are not taxable. Should its position change, the automatic conversion feature may be suspended. If this were to happen, you would have the option of converting your Class C shares to the Class A shares at the anniversary date described above. This exchange would be based on the relative net asset values of the two classes in question, without the imposition of a sales charge or fee, but you might face certain tax consequences as a result.

Purchase of Class F shares You may generally open an account and purchase Class F shares only through fee-based programs of investment dealers that have special agreements with the fund's distributor, through financial intermediaries that have been approved by, and that have special agreements with, the fund's distributor to offer Class F shares to self-directed investment brokerage accounts that may charge a transaction fee, through certain registered investment advisors and through other intermediaries approved by the fund's

distributor. These intermediaries typically charge ongoing fees for services they provide. Intermediary fees are not paid by the fund and normally range from .75% to 1.50% of assets annually, depending on the services offered.

Class F-2 and F-3 shares may also be available on brokerage platforms of firms that have agreements with the fund's distributor to offer such shares solely when acting as an agent for the investor. An investor transacting in Class F-2 or F-3 shares in these programs may be required to pay a commission and/or other forms of compensation to the broker. Shares of the fund are available in other share classes that have different fees and expenses.

In addition, upon approval by an officer of the fund's investment adviser, Class F-3 shares are available to institutional investors, which include, but are not limited to, charitable organizations, governmental institutions, corporations and financial intermediaries. For accounts held and serviced by the fund's transfer agent the minimum investment amount is \$1 million.

Purchase minimums and maximums Purchase minimums described in this prospectus may be waived in certain cases. Minimums are currently waived for purchases of Class F-2 and F-3 shares. In addition, the fund reserves the right to redeem the shares of any shareholder for their then current net asset value per share if the shareholder's aggregate investment in the fund falls below the fund's minimum initial investment amount. See the statement of additional information for details.

For accounts established with an automatic investment plan, the initial purchase minimum of \$250 (or \$1,000 for The Tax-Exempt Fund of California and American Funds Tax-Exempt Fund of New York) may be waived if the purchases (including purchases through exchanges from another fund) made under the plan are sufficient to reach \$250 (or \$1,000 for The Tax-Exempt Fund of California and American Funds Tax-Exempt Fund of New York) within five months of account establishment.

If you have significant American Funds holdings, you may not be eligible to invest in Class C shares. Specifically, you may not purchase Class C shares if you are eligible to purchase Class A shares at net asset value. See "Sales charge reductions and waivers" in this prospectus and the statement of additional information for more details regarding sales charge discounts.

Exchange Except for Class T shares or as otherwise described in this prospectus, you may exchange your shares for shares of the same class of other American Funds without a sales charge. Exchanges of shares from American Funds U.S. Government Money Market Fund initially purchased without a sales charge to shares of other American Funds will be subject to the appropriate sales charge applicable to the other fund, unless the American Funds U.S. Government Money Market Fund shares were acquired by an exchange from a fund having a sales charge or by reinvestment or cross-reinvestment of dividends or capital gain distributions. For purposes of computing the contingent deferred sales charge on Class C shares, the length of time you have owned your shares will be measured from the first day of the month in which shares were purchased and will not be affected by any permitted exchange.

Except as indicated above, Class T shares are not eligible for exchange privileges. Accordingly, an exchange of your Class T shares for Class T shares of any other American Funds will normally be subject to any applicable sales charges.

Exchanges have the same tax consequences as ordinary sales and purchases. For example, to the extent you exchange shares held in a taxable account that are worth more now than what you paid for them, the gain will be subject to taxation.

See "Transactions by telephone, fax or the Internet" in the section "How to sell shares" of this prospectus for information regarding electronic exchanges.

Please see the statement of additional information for details and limitations on moving investments in certain share classes to different share classes and on moving investments held in certain accounts to different accounts.

How to sell shares

You may sell (redeem) shares in any of the following ways:

Through your dealer or financial advisor (certain charges may apply)

- Shares held for you in your dealer's name must be sold through the dealer.
- Class F shares must be sold through intermediaries such as dealers or financial advisors.

Writing to American Funds Service Company

- Requests must be signed by the registered shareholder(s).
- A signature guarantee is required if the redemption is:
 - more than \$250,000;
 - made payable to someone other than the registered shareholder(s); or
 - sent to an address other than the address of record or to an address of record that has been changed within the previous 10 days.
- American Funds Service Company reserves the right to require signature guarantee(s) on any redemption.
- Additional documentation may be required for redemptions of shares held in corporate, partnership or fiduciary accounts.

Telephoning or faxing American Funds Service Company

- Redemptions by telephone or fax are limited to \$250,000 per American Funds shareholder each day.
- Checks must be made payable to the registered shareholder.
- Checks must be mailed to an address of record that has been used with the account for at least 10 days.

Self service using the Internet (capitalgroup.com) or Interactive Voice Response (IVR)

- Redemptions by IVR or the Internet (capitalgroup.com) are limited to \$125,000 per American Funds shareholder each day.
- Checks must be made payable to the registered shareholder.
- Checks must be mailed to an address of record that has been used with the account for at least 10 days.

The fund typically expects to remit redemption proceeds one business day following receipt and acceptance of a redemption order, regardless of the method the fund uses to make such payment (e.g., check, wire or automated clearing house transfer). However, payment may take longer than one business day and may take up to seven days as generally permitted by the Investment Company Act of 1940, as amended (the "1940 Act"). Under the 1940 Act, the fund may be permitted to pay redemption proceeds beyond seven days under certain limited circumstances. In addition, if you recently purchased shares and subsequently request a redemption of those shares, the fund will pay the available redemption proceeds once a sufficient period of time has passed to reasonably ensure that checks or drafts, including certified or cashier's checks, for the shares purchased have cleared (normally seven business days from the purchase date).

Under normal conditions, the fund typically expects to meet shareholder redemptions by monitoring the fund's portfolio and redemption activities and by regularly holding a reserve of highly liquid assets, such as cash or cash equivalents. The fund may use additional methods to meet shareholder redemptions, if they become necessary. These methods may include, but are not limited to, the sale of portfolio assets, the use of overdraft protection afforded by the fund's custodian bank, borrowing from a line of credit or from other funds advised by the investment adviser or its affiliates, and making payment with fund securities or other fund assets rather than in cash (as further discussed in the following paragraph).

Although payment of redemptions normally will be in cash, the fund's declaration of trust permits payment of the redemption price wholly or partly with portfolio securities or other fund assets under conditions and circumstances determined by the fund's board of trustees. On the same redemption date, some shareholders may be paid in whole or in part in securities (which may differ among those shareholders), while other shareholders may be paid entirely in cash. In general, in-kind redemptions to affiliated shareholders will as closely as practicable represent the affiliated shareholder's pro rata share of the fund's securities, subject to certain exceptions. Securities distributed in-kind to unaffiliated shareholders will be selected by the investment adviser in a manner the investment adviser deems to be fair and reasonable to the fund's shareholders. The disposal of the securities received in-kind may be subject to brokerage costs and, until sold, such securities remain subject to market risk and liquidity risk, including the risk that such securities are or become difficult to sell. If the fund pays your redemption with illiquid or less liquid securities, you will bear the risk of not being able to sell such securities.

Transactions by telephone, fax or the Internet Generally, you are automatically eligible to redeem or exchange shares by telephone, fax or the Internet, unless you notify us in writing that you do not want any or all of these services. You may reinstate these services at any time.

Unless you decide not to have telephone, fax or Internet services on your account(s), you agree to hold each fund, American Funds Service Company, any of its affiliates or mutual funds managed by such affiliates, and each of their respective directors, trustees, officers, employees and agents harmless from any losses, expenses, costs or liabilities (including attorney fees) that may be incurred in connection with the exercise of these privileges, provided that American Funds Service Company employs reasonable procedures to confirm that the instructions received from any person with appropriate account information are genuine. If reasonable procedures are not employed, American Funds Service Company and/or the fund may be liable for losses due to unauthorized or fraudulent instructions.

Frequent trading of fund shares The fund and Capital Client Group, Inc. reserve the right to reject any purchase order for any reason. The fund is not designed to serve as a vehicle for frequent trading. Frequent trading of fund shares may lead to increased costs to the fund and less efficient management of the fund's portfolio, potentially resulting in dilution of the value of the shares held by long-term shareholders. Accordingly, purchases, including those that are part of exchange activity, that the fund or Capital Client Group, Inc. has determined could involve actual or potential harm to the fund may be rejected.

The fund, through its transfer agent, American Funds Service Company, maintains surveillance procedures that are designed to detect frequent trading in fund shares. Under these procedures, various analytics are used to evaluate factors that may be indicative of frequent trading. For example, transactions in fund shares that exceed certain monetary thresholds may be scrutinized. American Funds Service Company also may review transactions that occur close in time to other transactions in the same account or in multiple accounts under common ownership or influence. Trading activity that is identified through these procedures or as a result of any other information available to the fund will be evaluated to determine whether such activity might constitute frequent trading. These procedures may be modified from time to time as appropriate to improve the detection of frequent trading, to facilitate monitoring for frequent trading in particular retirement plans or other accounts and to comply with applicable laws.

Under the fund's frequent trading policy, certain trading activity will not be treated as frequent trading, such as:

- purchases and redemptions by investment companies managed or sponsored by the fund's investment adviser or its affiliates, including reallocations and transactions allowing the investment company to meet its redemptions and purchases;
- retirement plan contributions, loans and distributions (including hardship withdrawals) identified as such on the retirement plan recordkeeper's system;
- purchase transactions involving in-kind transfers of shares of the fund, rollovers, Roth IRA conversions and IRA recharacterizations, if the entity maintaining the shareholder account is able to identify the transaction as one of these types of transactions;
- transactions by certain intermediaries in accordance with established hedging programs approved by the fund's investment adviser; and
- systematic redemptions and purchases, if the entity maintaining the shareholder account is able to identify the transaction as a systematic redemption or purchase.

Generally, purchases and redemptions will not be considered "systematic" unless the transaction is prescheduled for a specific date.

American Funds Service Company will work with certain intermediaries (such as investment dealers holding shareholder accounts in street name, retirement plan recordkeepers, insurance company separate accounts and bank trust companies) to apply their own procedures, provided that American Funds Service Company believes the intermediary's procedures are reasonably designed to enforce the frequent trading policies of the fund. You should refer to disclosures provided by the intermediaries with which you have an account to determine the specific trading restrictions that apply to you.

If American Funds Service Company identifies any activity that may constitute frequent trading, it reserves the right to contact the intermediary and request that the intermediary either provide information regarding an account owner's transactions or restrict the account owner's trading. If American Funds Service Company is not satisfied that the intermediary has taken appropriate action, American Funds Service Company may terminate the intermediary's ability to transact in fund shares.

There is no guarantee that all instances of frequent trading in fund shares will be prevented.

Notwithstanding the fund's surveillance procedures described above, all transactions in fund shares remain subject to the right of the fund, Capital Client Group, Inc. and American Funds Service Company to restrict potentially abusive trading generally, including the types of transactions described above that will not be prevented. See the statement of additional information for more information about how American Funds Service Company may address other potentially abusive trading activity in American Funds.

Distributions and taxes

Dividends and distributions The fund declares daily dividends from net investment income and distributes the accrued dividends, which may fluctuate, to you each month. Generally, dividends begin accruing on the day payment for shares is received by the fund or American Funds Service Company.

Capital gains, if any, are usually distributed in November or December. When a dividend or capital gain is distributed, the net asset value per share is reduced by the amount of the payment.

You may elect to reinvest dividends and/or capital gain distributions to purchase additional shares of this fund or other American Funds, or you may elect to receive them in cash.

Taxes on dividends and distributions Interest on municipal bonds is generally not included in gross income for federal tax purposes. A portion of the fund's distributions may be subject to regular federal income tax. Subject to certain requirements, the fund is permitted to pass through to its shareholders the interest earned on municipal bonds as federally exempt-interest dividends. Taxable dividends, including distributions of short-term capital gains, however, are subject to federal taxation at the applicable rates for ordinary income. To the extent the fund is permitted to invest in bonds subject to federal alternative minimum tax, interest earned on certain bonds may be treated as income subject to federal alternative minimum tax. The fund's distributions of net long-term capital gains are taxable as long-term capital gains.

Depending on their state of residence, shareholders of American Funds Short-Term Tax-Exempt Bond Fund, Limited Term Tax-Exempt Bond Fund of America, The Tax-Exempt Bond Fund of America, and American High-Income Municipal Bond Fund may be able to exempt from state taxation some or all of the federally tax-exempt income dividends paid by those funds.

Each of The Tax-Exempt Fund of California and American Funds Tax-Exempt Fund of New York anticipates that the federally exempt interest dividends paid by the applicable fund and derived from interest on bonds exempt from California and New York income tax, respectively, will also be exempt from California and New York state income tax, respectively. To the extent the applicable fund's dividends are derived from interest on debt obligations that is not exempt from California or New York income tax, however, such dividends will be subject to applicable state income tax.

Moreover, any federally taxable dividends and capital gains distributions from the fund may also be subject to state tax.

Any taxable dividends or capital gain distributions you receive from the fund normally will be taxable to you when made, regardless of whether you reinvest dividends or capital gain distributions or receive them in cash.

Taxes on transactions Your redemptions, including exchanges, may result in a capital gain or loss for federal tax purposes. A capital gain or loss on your investment is the difference between the cost of your shares, including any sales charges, and the amount you receive when you sell them.

Shareholder fees Fees borne directly by the fund normally have the effect of reducing a shareholder's taxable income on distributions.

Please see your tax advisor for more information.

Choosing a share class The fund offers different classes of shares through this prospectus. Shares of the fund are available through various investment programs or accounts. **However, tax-exempt funds should generally not serve as investments for tax-deferred retirement plans and accounts.** The services or share classes available to you may vary depending upon how you wish to purchase shares of the fund. Since shares of American Funds Short-Term Tax-Exempt Bond Fund are only available in Class A, F-1, F-2 and F-3, references to Class C shares are not applicable to American Funds Short-Term Tax-Exempt Bond Fund.

Each share class of the fund represents an investment in the same portfolio of securities, but each class has its own sales charge and expense structure, allowing you to choose the class that best fits your situation. For example, while Class F-1 shares are subject to 12b-1 fees and subtransfer agency fees payable to third-party service providers, Class F-2 shares are subject only to subtransfer agency fees payable to third-party service providers (and not 12b-1 fees) and Class F-3 shares are not subject to any such additional fees. The different fee structures allow the investor to choose how to pay for advisory platform expenses. **When you purchase shares of the fund, you should choose a share class. If none is chosen, your investment will be made in Class A shares (or if you are investing through a financial intermediary who offers only Class T shares, your investment will be made in Class T shares).**

Factors you should consider when choosing a class of shares include:

- how long you expect to own the shares;
- how much you intend to invest;
- total expenses associated with owning shares of each class;
- whether you qualify for any reduction or waiver of sales charges (for example, Class A or Class T shares may be a less expensive option over time, particularly if you qualify for a sales charge reduction or waiver);
- whether you want or need the flexibility to effect exchanges among American Funds without the imposition of a sales charge (for example, while Class A shares offer such exchange privileges, Class T shares do not);
- whether you plan to take any distributions in the near future; and
- availability of share classes:
 - Class C shares are not available to retirement plans that do not currently invest in such shares and that are eligible to invest in American Funds Class R shares, including retirement plans established under Internal Revenue Code Sections 401(a) (including 401(k) plans), 403(b) or 457;
 - Class F shares are available, as applicable, (i) to fee-based programs of investment dealers that have special agreements with the fund's distributor, (ii) to financial intermediaries that have been approved by, and that have special agreements with, the fund's distributor to offer Class F shares to self-directed investment brokerage accounts that may charge a transaction fee, (iii) to certain registered investment advisors and (iv) to other intermediaries approved by the fund's distributor; and
 - Class F-3 shares are also available to institutional investors, which include, but are not limited to, charitable organizations, governmental institutions, corporations and financial intermediaries. For accounts held and serviced by the fund's transfer agent the minimum investment amount is \$1 million.

Each investor's financial considerations are different. You should speak with your financial professional to help you decide which share class is best for you.

Sales charges

Class A shares The initial sales charge you pay each time you buy Class A shares differs depending upon the amount you invest and may be reduced or eliminated for larger purchases as indicated below. The “offering price,” the price you pay to buy shares, includes any applicable sales charge, which will be deducted directly from your investment. Shares acquired through reinvestment of dividends or capital gain distributions are not subject to an initial sales charge.

Sales charges for The Tax-Exempt Bond Fund of America, American High-Income Municipal Bond Fund, The Tax-Exempt Fund of California and American Funds Tax-Exempt Fund of New York

Class A shares

| Investment | Sales charge as a percentage of: | | Dealer commission as a percentage of offering price |
|---|----------------------------------|---------------------|---|
| | Offering price | Net amount invested | |
| Less than \$100,000 | 3.75% | 3.90% | 3.00% |
| \$100,000 but less than \$250,000 | 3.25 | 3.36 | 2.75 |
| \$250,000 or more and certain other investments described below | none | none | see below |

Sales charges for American Funds Short-Term Tax-Exempt Bond Fund and Limited Term Tax-Exempt Bond Fund of America

Class A shares

| Investment | Sales charge as a percentage of: | | Dealer commission as a percentage of offering price |
|---|----------------------------------|---------------------|---|
| | Offering price | Net amount invested | |
| Less than \$100,000 | 2.50% | 2.56% | 2.00% |
| \$100,000 but less than \$250,000 | 1.75 | 1.78 | 1.50 |
| \$250,000 or more and certain other investments described below | none | none | see below |

The sales charge, expressed as a percentage of the offering price or the net amount invested, may be higher or lower than the percentages described in the tables above due to rounding. This is because the dollar amount of the sales charge is determined by subtracting the net asset value of the shares purchased from the offering price, which is calculated to two decimal places using standard rounding criteria. The impact of rounding will vary with the size of the investment and the net asset value of the shares. Similarly, any contingent deferred sales charge paid by you on investments in Class A shares may be higher or lower than the 1% charge described below due to rounding.

Except as provided below, investments in Class A shares of \$250,000 or more will be subject to a 0.75% contingent deferred sales charge if the shares are sold within 18 months of purchase. The contingent deferred sales charge is based on the original purchase cost or the current market value of the shares being sold, whichever is less.

Class A share purchases not subject to sales charges The following investments are not subject to any initial or contingent deferred sales charge if American Funds Service Company is properly notified of the nature of the investment:

- investments made by accounts that are part of qualified fee-based programs that purchased Class A shares before the discontinuation of the relevant investment dealer’s load-waived Class A share program with American Funds and that continue to be held through fee-based programs;
- rollover investments from retirement plans to IRAs that are described in the “Rollovers from retirement plans to IRAs” section of this prospectus;
- investments made by accounts held at American Funds Service Company that are no longer associated with a financial professional may invest in Class A shares without a sales charge. This includes retirement plans investing in Class A shares, where the plan is no longer associated with a financial professional. SIMPLE IRAs and 403(b) custodial accounts that are aggregated at the plan level for Class A sales charge purposes are not eligible to invest without a sales charge under this policy; and
- Investments made by accounts held through banks and bank trust companies that charge a fee for custodial services and do not have a financial professional assigned to the account.

The distributor may pay dealers a commission of up to 1% on investments made in Class A shares with no initial sales charge. The fund may reimburse the distributor for these payments through its plans of distribution (see “Plans of distribution” in this prospectus).

If requested, American Funds Class A shares will be sold at net asset value to:

- (1) currently registered representatives and assistants directly employed by such representatives, retired registered representatives with respect to accounts established while active, or full-time employees (collectively, “Eligible Persons”) (and their (a) spouses or equivalents if recognized under local law, (b) parents and children, including parents and children in step and adoptive relationships, sons-in-law and daughters-in-law, and (c) parents-in-law, if the Eligible Persons or the spouses, children or parents of the Eligible Persons are listed in the account registration with the parents-in-law) of dealers who have sales agreements with Capital Client Group, Inc. (or who clear transactions through such dealers), plans for the dealers, and plans that include as participants only the Eligible Persons, their spouses, parents and/or children;

- (2) the supervised persons of currently registered investment advisory firms (“RIAs”) and assistants directly employed by such RIAs, retired supervised persons of RIAs with respect to accounts established while a supervised person (collectively, “Eligible Persons”) (and their (a) spouses or equivalents if recognized under local law, (b) parents and children, including parents and children in step and adoptive relationships, sons-in-law and daughters-in-law and (c) parents-in-law, if the Eligible Persons or the spouses, children or parents of the Eligible Persons are listed in the account registration with the parents-in-law) of RIA firms that are authorized to sell shares of the funds, plans for the RIA firms, and plans that include as participants only the Eligible Persons, their spouses, parents and/or children;
- (3) insurance company separate accounts;
- (4) accounts managed by subsidiaries of The Capital Group Companies, Inc.;
- (5) an individual or entity with a substantial business relationship with The Capital Group Companies, Inc. or its affiliates, or an individual or entity related or relating to such individual or entity;
- (6) wholesalers and full-time employees directly supporting wholesalers involved in the distribution of insurance company separate accounts whose underlying investments are managed by any affiliate of The Capital Group Companies, Inc.;
- (7) full-time employees of banks that have sales agreements with Capital Client Group, Inc. who are solely dedicated to directly supporting the sale of mutual funds; and
- (8) current or former clients of Capital Group Private Client Services and their family members who purchase their shares through Capital Group Private Client Services or American Funds Service Company.

Shares are offered at net asset value to these persons and organizations due to anticipated economies in sales effort and expense. Once an account is established under this net asset value privilege, additional investments can be made at net asset value for the life of the account. Depending on the financial intermediary holding your account, these privileges may be unavailable. Investors should consult their financial intermediary for further information.

Certain other investors may qualify to purchase shares without a sales charge, such as employees of The Capital Group Companies, Inc. and its affiliates. Please see the statement of additional information for further details.

Class C shares Class C shares are sold without any initial sales charge. Capital Client Group, Inc. pays 1% of the amount invested to dealers who sell Class C shares. A contingent deferred sales charge of 1% applies if Class C shares are sold within one year of purchase. The contingent deferred sales charge is eliminated one year after purchase.

Any contingent deferred sales charge paid by you on sales of Class C shares, expressed as a percentage of the applicable redemption amount, may be higher or lower than the percentages described above due to rounding.

Class T shares The initial sales charge you pay each time you buy Class T shares differs depending upon the amount you invest and may be reduced for larger purchases as indicated below. The “offering price,” the price you pay to buy shares, includes any applicable sales charge, which will be deducted directly from your investment. Shares acquired through reinvestment of dividends or capital gain distributions are not subject to an initial sales charge.

| Investment | Sales charge as a percentage of: | |
|-------------------------------------|----------------------------------|---------------------|
| | Offering price | Net amount invested |
| Less than \$250,000 | 2.50% | 2.56% |
| \$250,000 but less than \$500,000 | 2.00 | 2.04 |
| \$500,000 but less than \$1 million | 1.50 | 1.52 |
| \$1 million or more | 1.00 | 1.01 |

The sales charge, expressed as a percentage of the offering price or the net amount invested, may be higher or lower than the percentages described in the table above due to rounding. This is because the dollar amount of the sales charge is determined by subtracting the net asset value of the shares purchased from the offering price, which is calculated to two decimal places using standard rounding criteria. The impact of rounding will vary with the size of the investment and the net asset value of the shares.

Class F shares Class F shares are sold without any initial or contingent deferred sales charge.

Contingent deferred sales charges Shares acquired through reinvestment of dividends or capital gain distributions are not subject to a contingent deferred sales charge. In addition, the contingent deferred sales charge may be waived in certain circumstances. See “Contingent deferred sales charge waivers” in the “Sales charge reductions and waivers” section of this prospectus. For purposes of determining the contingent deferred sales charge, if you sell only some of your shares, shares that are not subject to any contingent deferred sales charge will be sold first, followed by shares that you have owned the longest.

Sales charge reductions and waivers To receive a reduction in your Class A initial sales charge, you must let your financial professional or American Funds Service Company know at the time you purchase shares that you qualify for such a reduction. If you do not let your financial professional or American Funds Service Company know that you are eligible for a reduction, you may not receive the sales charge discount to which you are otherwise entitled. In order to determine your eligibility to receive a sales charge discount, it may be necessary for you to provide your financial professional or American Funds Service Company with information and records (including account statements) of all relevant accounts invested in American Funds. You may need to invest directly through American Funds Service Company in order to receive the sales charge waivers described in this prospectus. Investors should consult their financial intermediary for further information. Certain financial intermediaries that distribute shares of American Funds may impose different sales charge waivers than those described in this prospectus. Such variations in sales charge waivers are described in an appendix to this prospectus titled "Sales charge waivers." Note that such sales charge waivers and discounts offered through a particular intermediary, as set forth in the appendix to this prospectus, are implemented and administered solely by that intermediary. Please contact the applicable intermediary to ensure that you understand the steps you must take in order to qualify for any available waivers or discounts.

In addition to the information in this prospectus, you may obtain more information about share classes, sales charges and sales charge reductions and waivers through a link on the home page of our website at capitalgroup.com, from the statement of additional information or from your financial professional.

Reducing your Class A initial sales charge Consistent with the policies described in this prospectus, you and your "immediate family" (your spouse – or equivalent, if recognized under local law, your children under the age of 21 or disabled adult dependents covered by ABLE accounts) may combine all of your American Funds investments to reduce Class A sales charges. However, for this purpose, investments representing direct purchases of American Funds U.S. Government Money Market Fund Class A shares are excluded. Following are different ways that you may qualify for a reduced Class A sales charge:

Aggregating accounts To receive a reduced Class A sales charge, investments made by you and your immediate family (see above) may be aggregated if made for your own account(s) and/or certain other accounts, such as:

- individual-type employee benefit plans, such as an IRA, single-participant Keogh-type plan, or a participant account of a 403(b) plan that is treated as an individual-type plan for sales charge purposes (see "Purchases by certain 403(b) plans" under "Rollovers from retirement plans to IRAs" below);
- SEP plans and SIMPLE IRA plans established after November 15, 2004, by an employer adopting any plan document other than a prototype plan produced by Capital Client Group, Inc.;
- business accounts solely controlled by you or your immediate family (for example, you own the entire business);
- trust accounts established by you or your immediate family (for trusts with only one primary beneficiary, upon the trustor's death the trust account may be aggregated with such beneficiary's own accounts; for trusts with multiple primary beneficiaries, upon the trustor's death the trustees of the trust may instruct American Funds Service Company to establish separate trust accounts for each primary beneficiary; each primary beneficiary's separate trust account may then be aggregated with such beneficiary's own accounts);
- endowments or foundations established and controlled by you or your immediate family; or
- 529 accounts, which will be aggregated at the account owner level (Class 529-E accounts may only be aggregated with an eligible employer plan).

Individual purchases by a trustee(s) or other fiduciary(ies) may also be aggregated if the investments are:

- for a single trust estate or fiduciary account, including employee benefit plans other than the individual-type employee benefit plans described above;
- made for two or more employee benefit plans of a single employer or of affiliated employers as defined in the 1940 Act, excluding the individual-type employee benefit plans described above;
- for a diversified common trust fund or other diversified pooled account not specifically formed for the purpose of accumulating fund shares;
- for nonprofit, charitable or educational organizations, or any endowments or foundations established and controlled by such organizations, or any employer-sponsored retirement plans established for the benefit of the employees of such organizations, their endowments, or their foundations;
- for participant accounts of a 403(b) plan that is treated as an employer-sponsored plan for sales charge purposes (see "Purchases by certain 403(b) plans" under "Rollovers from retirement plans to IRAs" below), or made for participant accounts of two or more such plans, in each case of a single employer or affiliated employers as defined in the 1940 Act; or
- for a SEP or SIMPLE IRA plan established after November 15, 2004, by an employer adopting a prototype plan produced by Capital Client Group, Inc.

Purchases made for nominee or street name accounts (securities held in the name of an investment dealer or another nominee such as a bank trust department instead of the customer) may not be aggregated with those made for other accounts and may not be aggregated with other nominee or street name accounts unless otherwise qualified as described above.

Joint accounts may be aggregated with other accounts belonging to the primary owner and/or his or her immediate family. The primary owner of a joint account is the individual responsible for taxes on the account.

Concurrent purchases You may reduce your Class A sales charge by combining simultaneous purchases (including, upon your request, purchases for gifts) of all classes of shares in American Funds. Shares of American Funds U.S. Government Money Market Fund purchased through an exchange, reinvestment or cross-reinvestment from a fund having a sales charge also qualify. However, direct

purchases of American Funds U.S. Government Money Market Fund Class A shares are excluded. If you currently have individual holdings in American Legacy variable annuity contracts or variable life insurance policies that were established on or before March 31, 2007, you may continue to combine purchases made under such contracts and policies to reduce your Class A sales charge.

Rights of accumulation Subject to the limitations described in the aggregation policy, you may take into account your accumulated holdings in all share classes of American Funds to determine your sales charge on investments in accounts eligible to be aggregated. Direct purchases of American Funds U.S. Government Money Market Fund Class A shares are excluded. Subject to your investment dealer's or recordkeeper's capabilities, your accumulated holdings will be calculated as the higher of (a) the current value of your existing holdings (the "market value") as of the day prior to your American Funds investment or (b) the amount you invested (including reinvested dividends and capital gains, but excluding capital appreciation) less any withdrawals (the "cost value"). Depending on the entity on whose books your account is held, the value of your holdings in that account may not be eligible for calculation at cost value. For example, accounts held in nominee or street name may not be eligible for calculation at cost value and instead may be calculated at market value for purposes of rights of accumulation.

The value of all of your holdings in accounts established in calendar year 2005 or earlier will be assigned an initial cost value equal to the market value of those holdings as of the last business day of 2005. Thereafter, the cost value of such accounts will increase or decrease according to actual investments or withdrawals. You must contact your financial professional or American Funds Service Company if you have additional information that is relevant to the calculation of the value of your holdings.

When determining your American Funds Class A sales charge, if your investment is not in an employer-sponsored retirement plan, you may also continue to take into account the market value (as of the day prior to your American Funds investment) of your individual holdings in various American Legacy variable annuity contracts and variable life insurance policies that were established on or before March 31, 2007. An employer-sponsored retirement plan may also continue to take into account the market value of its investments in American Legacy Retirement Investment Plans that were established on or before March 31, 2007.

You may not purchase Class C shares of American High-Income Municipal Bond Fund or American Funds Tax-Exempt Fund of New York if such combined American Funds and American Funds Legacy holdings cause you to be eligible to purchase Class A shares at the \$1 million or more sales charge discount rate (i.e., at net asset value).

If you make a gift of American Funds Class A shares, upon your request, you may purchase the shares at the sales charge discount allowed under rights of accumulation of all of your American Funds and applicable American Legacy accounts.

You should retain any records necessary to substantiate the historical amounts you have invested.

Statement of intention You may reduce your Class A sales charge by establishing a statement of intention. A statement of intention is a nonbinding commitment that allows you to combine all purchases of all American Funds share classes (excluding American Funds U.S. Government Money Market Fund) that you intend to make over a 13-month period to determine the applicable sales charge; however, purchases made under a right of reinvestment, appreciation of your holdings, and reinvested dividends and capital gains do not count as purchases made during the statement period. Your accumulated holdings (as described and calculated under "Rights of accumulation" above) eligible to be aggregated as of the day immediately before the start of the statement period may be credited toward satisfying the statement. A portion of your account may be held in escrow to cover additional Class A sales charges that may be due if your total purchases over the statement period do not qualify you for the applicable sales charge reduction.

The statement of intention period starts on the date on which your first purchase made toward satisfying the statement of intention is processed. Your accumulated holdings (as described above under "Rights of accumulation") eligible to be aggregated as of the day immediately before the start of the statement of intention period may be credited toward satisfying the statement of intention.

You may revise the commitment you have made in your statement of intention upward at any time during the statement of intention period. If your prior commitment has not been met by the time of the revision, the statement of intention period during which purchases must be made will remain unchanged. Purchases made from the date of the revision will receive the reduced sales charge, if any, resulting from the revised statement of intention. If your prior commitment has been met by the time of the revision, your original statement of intention will be considered met and a new statement of intention will be established.

The statement of intention will be considered completed if the shareholder dies within the 13-month statement of intention period. Commissions to dealers will not be adjusted or paid on the difference between the statement of intention amount and the amount actually invested before the shareholder's death.

When a shareholder elects to use a statement of intention, shares equal to 5% of the dollar amount specified in the statement of intention may be held in escrow in the shareholder's account out of the initial purchase (or subsequent purchases, if necessary) by American Funds Service Company. All dividends and any capital gain distributions on shares held in escrow will be credited to the shareholder's account in shares (or paid in cash, if requested). If the intended investment is not completed within the specified statement of intention period the investments made during the statement period will be adjusted to reflect the difference between the sales charge actually paid and the sales charge which would have been paid if the total of such purchases had been made at a single time. Any dealers assigned to the shareholder's account at the time a purchase was made during the statement period will receive a corresponding commission adjustment if appropriate.

In addition, if you currently have individual holdings in American Legacy variable annuity contracts or variable life insurance policies that were established on or before March 31, 2007, you may continue to apply purchases under such contracts and policies to a statement of intention.

Shareholders purchasing shares at a reduced sales charge under a statement of intention indicate their acceptance of these terms and those in the prospectus with their first purchase.

Reducing your Class T initial sales charge Consistent with the policies described in this prospectus, the initial sales charge you pay each time you buy Class T shares may differ depending upon the amount you invest and may be reduced for larger purchases. Additionally, Class T shares acquired through reinvestment of dividends or capital gain distributions are not subject to an initial sales charge. Sales charges on Class T shares are applied on a transaction-by-transaction basis, and, accordingly, Class T shares are not eligible for any other sales charge waivers or reductions, including through the aggregation of Class T shares concurrently purchased by other related accounts or in other American Funds. The sales charge applicable to Class T shares may not be reduced by establishing a statement of intention, and rights of accumulation are not available for Class T shares.

Right of reinvestment If you notify American Funds Service Company prior to the time of reinvestment, you may reinvest proceeds from a redemption, dividend payment or capital gain distribution without a sales charge in the same fund or other American Funds, provided that the reinvestment occurs within 90 days after the date of the redemption, dividend payment or distribution and is made into the same account from which you redeemed the shares or received the dividend payment or distribution. If the account has been closed, you may reinvest without a sales charge if the new receiving account has the same registration as the closed account and the reinvestment is made within 90 days after the date of redemption, dividend payment or distribution.

Proceeds from a redemption and all dividend payments and capital gain distributions will be reinvested in the same share class from which the original redemption, dividend payment or distribution was made. Any contingent deferred sales charge on Class A or C shares will be credited to your account. Redemption proceeds of Class A shares representing direct purchases in American Funds U.S. Government Money Market Fund that are reinvested in other American Funds will be subject to a sales charge.

Proceeds will be reinvested at the next calculated net asset value after your request is received by American Funds Service Company, provided that your request contains all information and legal documentation necessary to process the transaction. For purposes of this "right of reinvestment policy," automatic transactions (including, for example, automatic purchases, withdrawals and payroll deductions) and ongoing retirement plan contributions are not eligible for investment without a sales charge. This paragraph does not apply to certain rollover investments as described under "Rollovers from retirement plans to IRAs" in this prospectus. Depending on the financial intermediary holding your account, your reinvestment privileges may be unavailable or differ from those described in this prospectus. Investors should consult their financial intermediary for further information.

Contingent deferred sales charge waivers The contingent deferred sales charge on Class A and C shares will be waived in the following cases:

- permitted exchanges of shares, except if shares acquired by exchange are then redeemed within the period during which a contingent deferred sales charge would apply to the initial shares purchased;
- tax-free returns of excess contributions to IRAs;
- redemptions due to death or postpurchase disability of the shareholder (this generally excludes accounts registered in the names of trusts and other entities);
- in the case of joint tenant accounts, if one joint tenant dies, a surviving joint tenant, at the time he or she notifies American Funds Service Company of the other joint tenant's death and removes the decedent's name from the account, may redeem shares from the account without incurring a contingent deferred sales charge; however, redemptions made after American Funds Service Company is notified of the death of a joint tenant will be subject to a contingent deferred sales charge;
- redemptions due to the complete termination of a trust upon the death of the trustor/grantor or beneficiary, but only if such termination is specifically provided for in the trust document;
- shares redeemed at the discretion of American Funds Service Company for accounts that do not meet the fund's minimum investment requirements, as described in this prospectus; and
- the following types of transactions, if they do not exceed 12% of the value of an account annually:
 - required minimum distributions taken from retirement accounts in accordance with IRS regulations; and
 - redemptions through an automatic withdrawal plan ("AWP") (see "Automatic withdrawals" under "Shareholder account services and privileges" in the statement of additional information). For each AWP payment, assets that are not subject to a contingent deferred sales charge, such as shares acquired through reinvestment of dividends and/or capital gain distributions, will be redeemed first and will count toward the 12% limit. If there is an insufficient amount of assets not subject to a contingent deferred sales charge to cover a particular AWP payment, shares subject to the lowest contingent deferred sales charge will be redeemed next until the 12% limit is reached. Any dividends and/or capital gain distributions taken in cash by a shareholder who receives payments through an AWP will also count toward the 12% limit. In the case of an AWP, the 12% limit is calculated at the time an automatic redemption is first made, and is recalculated at the time each additional automatic redemption is made. Shareholders who establish an AWP should be aware that the amount of a payment not subject to a contingent deferred sales charge may vary over time depending on fluctuations in the value of their accounts. This privilege may be revised or terminated at any time.

For purposes of this paragraph, "account" means your investment in the applicable class of shares of the particular fund from which you are making the redemption.

The contingent deferred sales charge on American Funds Class A shares may be waived in cases where the fund's transfer agent determines the benefit to the fund of collecting the contingent deferred sales charge would be outweighed by the cost of applying it.

Contingent deferred sales charge waivers are allowed only in the cases listed here and in the statement of additional information.

To have your Class A or C contingent deferred sales charge waived, you must inform your financial professional or American Funds Service Company at the time you redeem shares that you qualify for such a waiver.

Other sales charge waivers Purchases of Class A shares through a self-clearing broker-dealer firm generally incur a sales charge. However, self-clearing broker-dealer firms may extend the 90 day right of reinvestment to allow reinvestment in Class A shares without a sales charge in cases where fund shareholders request reinvestment of a required minimum distribution from an Individual Retirement Account if such requirement is waived by regulation or legislation ("waived RMD reinvestment"), provided that the self-clearing broker-dealer firm has specific language in this prospectus to such effect. If a self-clearing firm does not have their own policies listed in the prospectus, waived RMD reinvestments are not available without a sales charge. Firm specific language is located in the appendix to the prospectus. A self-clearing broker-dealer firm is a firm that holds some or all of the assets in your account, executes trades for the assets held on its platform internally rather than through the fund's transfer agent or a third-party clearing firm and provides account statements and tax reporting to you. The largest broker-dealer firms are typically self-clearing. For all other broker-dealer firms, shares purchased through a waived RMD reinvestment are available at net asset value. For accounts held with the fund's transfer agent, waived RMD reinvestments in Class A shares are not subject to sales charges.

If you have any questions, ask your financial professional whether Class A shares purchased through these policies are available without a sales charge. Waived RMD investments distributed from Class C shares will be reinvested in C shares. In addition, any contingent deferred sales charge paid on Class A and Class C share distributions under this policy will be credited to your account when reinvested.

Waivers of all or a portion of the contingent deferred sales charge on Class C shares and the sales charge on Class A shares will be granted for transactions requested by financial intermediaries as a result of (i) pending or anticipated regulatory matters that require investor accounts to be moved to a different share class or (ii) conversions of IRAs from brokerage to advisory accounts investing in Class F shares in cases where new investments in brokerage IRA accounts have been restricted by the intermediary.

Rollovers from CollegeAmerica to Roth IRAs Proceeds of a CollegeAmerica plan account may be rolled over in a direct trustee-to-trustee transfer to the plan beneficiary's Capital Bank and Trust Roth IRA and invested in Class A shares without a sales charge, provided that such rollover is intended to satisfy the requirements of the Internal Revenue Code. If you hold CollegeAmerica or Roth IRA accounts through a financial intermediary its policies may differ.

Rollovers from retirement plans to IRAs The fund reserves the right not to make its shares available to tax-deferred retirement plans and accounts.

Assets from retirement plans may be invested in Class A, C or F shares through an IRA rollover, subject to the other provisions of this prospectus. Class C shares are not available if the assets are being rolled over from investments held in American Funds Recordkeeper Direct and PlanPremier retirement plan recordkeeping programs.

Rollovers to IRAs from retirement plans that are rolled into Class A shares will be subject to applicable sales charges. The following rollovers to Class A shares will be made without a sales charge:

- rollovers to Capital Bank and Trust Company IRAs if the assets were invested in any fund managed by the investment adviser or its affiliates at the time of distribution;
- rollovers to IRAs from 403(b) plans with Capital Bank and Trust Company as custodian; and
- rollovers to Capital Bank and Trust Company IRAs from investments held in American Funds Recordkeeper Direct and PlanPremier retirement plan recordkeeping programs.

IRA rollover assets that roll over without a sales charge as described above will not be subject to a contingent deferred sales charge, and investment dealers will be compensated solely with an annual service fee that begins to accrue immediately. All other rollovers invested in Class A shares, as well as future contributions to the IRA, will be subject to sales charges and to the terms and conditions generally applicable to Class A share investments as described in this prospectus and in the statement of additional information.

Purchases by SEP plans and SIMPLE IRA plans Participant accounts in a Simplified Employee Pension (SEP) plan or a Savings Incentive Match Plan for Employees of Small Employers IRA (SIMPLE IRA) will be aggregated at the plan level for Class A sales charge purposes if an employer adopts a prototype plan produced by Capital Client Group, Inc. or (a) the employer or plan sponsor submits all contributions for all participating employees in a single contribution transmittal or the contributions are identified as related to the same plan; (b) each transmittal is accompanied by checks or wire transfers and generally must be submitted through the transfer agent's automated contribution system if held on the fund's books; and (c) if the fund is expected to carry separate accounts in the name of each plan participant and (i) the employer or plan sponsor notifies the funds' transfer agent or the intermediary holding the account that the separate accounts of all plan participants should be linked and (ii) all new participant accounts are established by submitting the appropriate documentation on behalf of each new participant. Participant accounts in a SEP or SIMPLE plan that are eligible to aggregate their assets at the plan level may not also aggregate the assets with their individual accounts.

Purchases by certain 403(b) plans Tax-exempt funds in general should not serve as retirement plan investments.

A 403(b) plan may not invest in American Funds Class A or C shares unless such plan was invested in Class A or C shares before January 1, 2009.

Participant accounts of a 403(b) plan that invested in American Funds Class A or C shares and were treated as an individual-type plan for sales charge purposes before January 1, 2009, may continue to be treated as accounts of an individual-type plan for sales charge purposes. Participant accounts of a 403(b) plan that invested in American Funds Class A or C shares and were treated as an employer-sponsored plan for sales charge purposes before January 1, 2009, may continue to be treated as accounts of an employer-sponsored plan for sales charge purposes. Participant accounts of a 403(b) plan that was established on or after January 1, 2009, are treated as accounts of an employer-sponsored plan for sales charge purposes.

Moving between accounts American Funds investments by certain account types may be moved to other account types without incurring additional Class A sales charges. These transactions include:

- redemption proceeds from a non-retirement account (for example, a joint tenant account) used to purchase fund shares in an IRA or other individual-type retirement account;
- required minimum distributions from an IRA or other individual-type retirement account used to purchase fund shares in a non-retirement account; and
- death distributions paid to a beneficiary's account that are used by the beneficiary to purchase fund shares in a different account.

These privileges are generally available only if your account is held directly with the fund's transfer agent or if the financial intermediary holding your account has the systems, policies and procedures to support providing the privileges on its systems. Investors should consult their financial intermediary for further information.

Plans of distribution The fund has plans of distribution, or “12b-1 plans,” for certain share classes under which it may finance activities intended primarily to sell shares, provided that the categories of expenses are approved in advance by the fund's board of trustees. The plans provide for payments, based on annualized percentages of average daily net assets, of:

| Up to: | Share class(es) |
|--------|--|
| 0.15% | Class A shares: American Funds Short-Term Tax-Exempt Bond Fund |
| 0.25% | The Tax-Exempt Bond Fund of America, The Tax-Exempt Fund of California |
| 0.30% | Limited Term Tax-Exempt Bond Fund of America, American High-Income Municipal Bond Fund, American Funds Tax-Exempt Fund of New York |
| 0.50% | Class T and F-1 shares |
| 1.00% | Class C shares |

For all share classes indicated above, up to .25% (.15% for Class A shares of American Funds Short-Term Tax-Exempt Bond Fund) may be used to pay service fees to qualified dealers for providing certain shareholder services. The amount remaining for each share class, if any, may be used for distribution expenses.

The 12b-1 fees paid by each applicable share class of each fund, as a percentage of average net assets for the most recent fiscal year, are indicated in the prospectus in the Annual Fund Operating Expenses table for each fund. Since these fees are paid out of each fund's assets on an ongoing basis, over time they may cost you more than paying other types of sales charges or service fees and reduce the return on your investment. The higher fees for Class C shares may cost you more over time than paying the initial sales charge for Class A or T shares.

Other compensation to dealers Capital Client Group, Inc., at its expense, provides additional compensation to investment dealers. These payments may be made, at the discretion of Capital Client Group, Inc., to no more than the top 60 dealers (or their affiliates) with which it has a substantive distribution relationship involving the sale of American Funds. The amount will be determined using a formula applied consistently to dealers based on their assets under management. The level of payments made to a qualifying firm under the formula will not exceed .035% of eligible American Funds assets attributable to that dealer. Eligible assets are all American Funds assets other than Class R shares, Class F-3 shares, Class F shares held in IRAs and shares held in certain retirement accounts. Dealers may direct Capital Client Group, Inc. to exclude additional assets. In addition to the asset-based payment, Capital Client Group, Inc. provides \$5 million to certain firms based on their engagement with Capital Client Group, Inc. and the level of American Funds assets under management at each such firm to recognize the commitment each of those firms has made to collaborating with Capital Client Group, Inc. on achieving advisor training and education objectives. In 2023, Capital Client Group, Inc. paid this amount to the following firms:

| | |
|---------------------------------------|----------------------------------|
| Edward Jones | Morgan Stanley Wealth Management |
| LPL Financial LLC | Raymond James Group |
| Merrill Lynch, Pierce, Fenner & Smith | Wells Fargo Advisors |

Capital Client Group, Inc. compensates the firms to support various efforts, including, among other things, to:

- help defray the costs incurred by qualifying dealers in connection with efforts to educate financial professionals about American Funds so that they can make recommendations and provide services that are suitable and meet shareholder needs;
- help defray the costs associated with the dealer firms' provision of account related services and activities and support the dealer firms' distribution activities;
- support meetings, conferences or other training and educational events hosted by the firm, and obtain relevant data regarding financial professional activities to facilitate Capital Client Group, Inc.'s training and education activities; and
- make the American Funds available through firm distribution platforms and related sales infrastructure.

Capital Client Group, Inc. will, on an annual basis, determine the advisability of continuing these payments. Firms receiving additional compensation payments must sign a letter acknowledging the purpose of the payment and generally requiring the firms to (1) perform the due diligence necessary to include American Funds on their platform, (2) not provide financial professionals, branch managers or associated persons with any financial incentives to promote the sales of one approved fund group over another approved group, (3) provide opportunities for their clients to obtain individualized advice, (4) provide Capital Client Group, Inc. broad access to their financial professionals and product platforms and work together on mutual business objectives, and (5) work with the fund's transfer agent to promote operational efficiencies and to facilitate necessary communication between American Funds and the firm's clients who own shares of American Funds.

Separately, Capital Client Group, Inc. has identified certain firms that provide a self-directed platform for the public as well as clearing, custody and recordkeeping services for certain other intermediaries. In lieu of the formula described above, these firms receive up to .018% of assets under administration (excluding assets where the firm acts as a fiduciary and Class R shares). Firms may direct Capital Client Group, Inc. to exclude additional assets.

In addition to compensation through the formulas described above, Capital Client Group, Inc. makes payments to certain financial intermediaries for client account maintenance support, statement preparation, and transaction processing. These payments are based on the average daily net asset value of fund shares held by the intermediary and are in addition to any amounts paid by the fund.

Capital Client Group, Inc. also provides compensation for, among other things, data (including fees to obtain information on financial professionals to better tailor training and education opportunities), operational improvements, support for transaction fees, technology enhancements and specific training, education and marketing opportunities. The largest payments by Capital Client Group, Inc. in 2023 for these services are listed below. In addition to the payments listed below, Capital Client Group, Inc. made payments to other firms, and in no case did any such payment exceed \$100,000.

| | |
|----------------------------------|-------------|
| Charles Schwab | \$1,800,000 |
| Fidelity Investments | \$2,290,000 |
| Lincoln Network | \$140,000 |
| LPL Financial LLC | \$2,450,000 |
| Morgan Stanley Wealth Management | \$1,100,000 |
| UBS Financial Services Inc. | \$450,000 |
| Wells Fargo Advisors | \$450,000 |

Capital Client Group, Inc. also pays expenses associated with meetings and other training and educational opportunities conducted by selling dealers, advisory platform providers and other intermediaries to facilitate educating financial professionals and shareholders about American Funds.

Capital Client Group, Inc. pays the recordkeepers listed below up to \$1.5 million annually for product services, platform consideration, participation at recordkeeper-sponsored events and co-branding and other marketing services. The amount of the payment is based on the level of services and the access provided by the recordkeeper.

| | |
|---|----------------------|
| Ascensus | Nationwide |
| Empower (Great West Life & Annuity Insurance Company) | Principal |
| John Hancock | Transamerica Voya |

If investment advisers, distributors or other affiliates of mutual funds pay additional compensation or other incentives to investment dealers in differing amounts, dealer firms and their financial professionals may have financial incentives for recommending a particular mutual fund over other mutual funds or investments, creating a potential conflict of interest. You should consult with your financial professional and review carefully any disclosure by your financial professional's firm as to compensation received.

Fund expenses In periods of market volatility, assets of the fund may decline significantly, causing total annual fund operating expenses (as a percentage of the value of your investment) to become higher than the numbers shown in the Annual Fund Operating Expenses tables under "Fees and expenses of the fund" in this prospectus.

For all share classes, "Other expenses" items in the Annual Fund Operating Expenses tables in this prospectus include fees for administrative services provided by the fund's investment adviser and its affiliates. Administrative services are provided by the investment adviser and its affiliates to help assist third parties providing non-distribution services to fund shareholders. These services include providing in-depth information on the fund and market developments that impact fund investments. Administrative services also include, but are not limited to, coordinating, monitoring and overseeing third parties that provide services to fund shareholders. The Administrative Services Agreement between the fund and the investment adviser provides the fund the ability to charge an administrative services fee of .05% for all share classes. The fund's investment adviser receives an administrative services fee at the annual rate of .03% of the average daily net assets of the fund attributable to Class A, C, T and F shares (which could be increased as noted above) for its provision of administrative services.

The "Other expenses" items in the Annual Fund Operating Expenses table also include custodial, legal and transfer agent (and, if applicable, subtransfer agent/recordkeeping) payments and various other expenses applicable to all share classes.

Subtransfer agent/recordkeeping payments may be made to third parties (including affiliates of the fund's investment adviser) that provide subtransfer agent, recordkeeping and/or shareholder services with respect to certain shareholder accounts in lieu of the transfer agent providing such services. The amount paid for subtransfer agent/recordkeeping services varies depending on the share class and services provided, and typically ranges from \$3 to \$18 per account. Although Class F-3 shares are not subject to any subtransfer agency or recordkeeping fees, Class F-1 and F-2 shares are subject to subtransfer agency fees of up to .12% of fund assets.

Financial highlights The Financial Highlights tables are intended to help you understand the fund's results for the past five fiscal years (or, if shorter, the period of operations). Certain information reflects financial results for a single share of a particular class. The total returns in the tables represent the rate that an investor would have earned or lost on an investment in the fund (assuming reinvestment of all dividends and capital gain distributions). Where indicated, figures in the tables reflect the impact, if any, of certain waivers/reimbursements from Capital Research and Management Company. For more information about these waivers/reimbursements, see the fund's statement of additional information and Form N-CSR. The information in the Financial Highlights tables for American Funds Short-Term Tax-Exempt Bond Fund, Limited Term Tax-Exempt Bond Fund of America, The Tax-Exempt Bond Fund of America, American High-Income Municipal Bond Fund, The Tax-Exempt Fund of California and American Funds Tax-Exempt Fund of New York has been audited by PricewaterhouseCoopers LLP. The current report of PricewaterhouseCoopers LLP, along with the fund's financial statements, are included in the statement of additional information for the fund, which is available upon request.

American Funds Short-Term Tax-Exempt Bond Fund

| Year ended | Net asset value, beginning of year | Income (loss) from investment operations ¹ | | | Dividends and distributions | | | Net asset value, end of year | Total return ^{2,3} | Net assets, end of year (in millions) | Ratio of expenses to average net assets before reimbursements | Ratio of expenses to average net assets after reimbursements ³ | Ratio of net income (loss) to average net assets ³ |
|--|------------------------------------|---|---|----------------------------------|--|------------------------------------|-----------------------------------|------------------------------|-----------------------------|---------------------------------------|---|---|---|
| | | Net investment income (loss) | Net gains (losses) on securities (both realized and unrealized) | Total from investment operations | Dividends (from net investment income) | Distributions (from capital gains) | Total dividends and distributions | | | | | | |
| Class A: | | | | | | | | | | | | | |
| 7/31/2024 | \$9.81 | \$.25 | \$.12 | \$.37 | \$(.24) | \$- | \$(.24) | \$9.94 | 3.81% | \$1,085 | .45% | .44% | 2.49% |
| 7/31/2023 | 9.95 | .18 | (.14) | .04 | (.18) | - | (.18) | 9.81 | .40 | 1,218 | .45 | .43 | 1.86 |
| 7/31/2022 | 10.33 | .06 | (.36) | (.30) | (.06) | (.02) | (.08) | 9.95 | (2.91) | 1,318 | .53 | .53 | .58 |
| 7/31/2021 | 10.37 | .07 | (.01) | .06 | (.07) | (.03) | (.10) | 10.33 | .56 | 1,161 | .57 | .57 | .68 |
| 7/31/2020 | 10.19 | .13 | .18 | .31 | (.13) | - | (.13) | 10.37 | 3.07 | 938 | .58 | .58 | 1.27 |
| Class T: | | | | | | | | | | | | | |
| 7/31/2024 | 9.81 | .26 | .12 | .38 | (.25) | - | (.25) | 9.94 | 3.97 ⁴ | - ⁵ | .28 ⁴ | .27 ⁴ | 2.66 ⁴ |
| 7/31/2023 | 9.95 | .20 | (.14) | .06 | (.20) | - | (.20) | 9.81 | .58 ⁴ | - ⁵ | .26 ⁴ | .25 ⁴ | 2.04 ⁴ |
| 7/31/2022 | 10.33 | .07 | (.36) | (.29) | (.07) | (.02) | (.09) | 9.95 | (2.75) ⁴ | - ⁵ | .38 ⁴ | .38 ⁴ | .72 ⁴ |
| 7/31/2021 | 10.37 | .09 | (.01) | .08 | (.09) | (.03) | (.12) | 10.33 | .72 ⁴ | - ⁵ | .42 ⁴ | .42 ⁴ | .84 ⁴ |
| 7/31/2020 | 10.19 | .15 | .18 | .33 | (.15) | - | (.15) | 10.37 | 3.22 ⁴ | - ⁵ | .43 ⁴ | .42 ⁴ | 1.43 ⁴ |
| Class F-1: | | | | | | | | | | | | | |
| 7/31/2024 | 9.81 | .23 | .12 | .35 | (.22) | - | (.22) | 9.94 | 3.60 | 3 | .64 | .63 | 2.29 |
| 7/31/2023 | 9.95 | .16 | (.14) | .02 | (.16) | - | (.16) | 9.81 | .21 | 5 | .63 | .61 | 1.68 |
| 7/31/2022 | 10.33 | .04 | (.36) | (.32) | (.04) | (.02) | (.06) | 9.95 | (3.09) | 6 | .73 | .73 | .36 |
| 7/31/2021 | 10.37 | .05 | (.01) | .04 | (.05) | (.03) | (.08) | 10.33 | .37 | 9 | .76 | .76 | .51 |
| 7/31/2020 | 10.19 | .11 | .18 | .29 | (.11) | - | (.11) | 10.37 | 2.87 | 9 | .77 | .76 | 1.08 |
| Class F-2: | | | | | | | | | | | | | |
| 7/31/2024 | 9.81 | .26 | .12 | .38 | (.25) | - | (.25) | 9.94 | 3.93 | 196 | .33 | .32 | 2.61 |
| 7/31/2023 | 9.95 | .19 | (.14) | .05 | (.19) | - | (.19) | 9.81 | .51 | 251 | .34 | .32 | 1.96 |
| 7/31/2022 | 10.33 | .07 | (.36) | (.29) | (.07) | (.02) | (.09) | 9.95 | (2.79) | 293 | .42 | .42 | .68 |
| 7/31/2021 | 10.37 | .08 | (.01) | .07 | (.08) | (.03) | (.11) | 10.33 | .68 | 290 | .45 | .45 | .80 |
| 7/31/2020 | 10.19 | .14 | .18 | .32 | (.14) | - | (.14) | 10.37 | 3.19 | 218 | .46 | .45 | 1.40 |
| Class F-3: | | | | | | | | | | | | | |
| 7/31/2024 | 9.81 | .27 | .12 | .39 | (.26) | - | (.26) | 9.94 | 4.00 | 501 | .25 | .25 | 2.69 |
| 7/31/2023 | 9.95 | .20 | (.14) | .06 | (.20) | - | (.20) | 9.81 | .58 | 531 | .26 | .25 | 2.07 |
| 7/31/2022 | 10.33 | .08 | (.36) | (.28) | (.08) | (.02) | (.10) | 9.95 | (2.72) | 335 | .33 | .33 | .85 |
| 7/31/2021 | 10.37 | .09 | (.01) | .08 | (.09) | (.03) | (.12) | 10.33 | .75 | 107 | .39 | .38 | .86 |
| 7/31/2020 | 10.19 | .15 | .18 | .33 | (.15) | - | (.15) | 10.37 | 3.25 | 74 | .40 | .39 | 1.44 |
| | | Year ended July 31, | | | | | | | | | | | |
| | | 2024 | 2023 | 2022 | 2021 | 2020 | | | | | | | |
| Portfolio turnover rate for all share classes | | 42% | 53% ⁶ | 53% | 49% | 65% | | | | | | | |

¹ Based on average shares outstanding.

² Total returns exclude any applicable sales charges, including contingent deferred sales charges.

³ This column reflects the impact, if any, of certain reimbursements from Capital Research and Management Company. During some of the years shown, Capital Research and Management Company reimbursed a portion of miscellaneous fees and expenses.

⁴ All or a significant portion of assets in this class consisted of seed capital invested by Capital Research and Management Company and/or its affiliates. Fees for distribution services are not charged or accrued on these seed capital assets. If such fees were paid by the fund on seed capital assets, fund expenses would have been higher and net income and total return would have been lower.

⁵ Amount less than \$1 million.

⁶ The portfolio turnover calculation was adjusted to exclude the value of securities acquired in connection with the fund's acquisition of the assets of the Capital Group Short-Term Municipal Fund on September 23, 2022. The portfolio turnover rate would have been 60% without the adjustment.

Limited Term Tax-Exempt Bond Fund of America

| Year ended | Net asset value, beginning of year | Income (loss) from investment operations ¹ | | | Dividends and distributions | | | Net asset value, end of year | Total return ^{2,3} | Net assets, end of year (in millions) | Ratio of expenses to average net assets before waiver | Ratio of expenses to average net assets after waiver ³ | Ratio of net income (loss) to average net assets ³ |
|-------------------|------------------------------------|---|---|----------------------------------|--|------------------------------------|-----------------------------------|------------------------------|-----------------------------|---------------------------------------|---|---|---|
| | | Net investment income (loss) | Net gains (losses) on securities (both realized and unrealized) | Total from investment operations | Dividends (from net investment income) | Distributions (from capital gains) | Total dividends and distributions | | | | | | |
| Class A: | | | | | | | | | | | | | |
| 7/31/2024 | \$15.08 | \$.35 | \$.22 | \$.57 | \$(.34) | \$- | \$(.34) | \$15.31 | 3.80% | \$3,102 | .60% | .60% | 2.33% |
| 7/31/2023 | 15.29 | .26 | (.21) | .05 | (.26) | - | (.26) | 15.08 | .31 | 3,431 | .59 | .58 | 1.75 |
| 7/31/2022 | 16.22 | .13 | (.85) | (.72) | (.13) | (.08) | (.21) | 15.29 | (4.46) | 3,959 | .57 | .57 | .85 |
| 7/31/2021 | 16.23 | .16 | .08 | .24 | (.16) | (.09) | (.25) | 16.22 | 1.50 | 4,273 | .58 | .58 | .98 |
| 7/31/2020 | 15.93 | .25 | .36 | .61 | (.26) | (.05) | (.31) | 16.23 | 3.88 | 3,539 | .60 | .60 | 1.58 |
| Class C: | | | | | | | | | | | | | |
| 7/31/2024 | 15.08 | .24 | .22 | .46 | (.23) | - | (.23) | 15.31 | 3.08 | 11 | 1.30 | 1.30 | 1.63 |
| 7/31/2023 | 15.29 | .15 | (.21) | (.06) | (.15) | - | (.15) | 15.08 | (.39) | 15 | 1.29 | 1.28 | 1.05 |
| 7/31/2022 | 16.22 | .02 | (.85) | (.83) | (.02) | (.08) | (.10) | 15.29 | (5.13) | 17 | 1.27 | 1.27 | .15 |
| 7/31/2021 | 16.23 | .04 | .08 | .12 | (.04) | (.09) | (.13) | 16.22 | .78 | 18 | 1.28 | 1.28 | .28 |
| 7/31/2020 | 15.93 | .13 | .36 | .49 | (.14) | (.05) | (.19) | 16.23 | 3.16 | 16 | 1.30 | 1.30 | .89 |
| Class T: | | | | | | | | | | | | | |
| 7/31/2024 | 15.08 | .39 | .22 | .61 | (.38) | - | (.38) | 15.31 | 4.12 ⁴ | - ⁵ | .30 ⁴ | .30 ⁴ | 2.64 ⁴ |
| 7/31/2023 | 15.29 | .31 | (.21) | .10 | (.31) | - | (.31) | 15.08 | .65 ⁴ | - ⁵ | .26 ⁴ | .25 ⁴ | 2.09 ⁴ |
| 7/31/2022 | 16.22 | .18 | (.85) | (.67) | (.18) | (.08) | (.26) | 15.29 | (4.18) ⁴ | - ⁵ | .27 ⁴ | .27 ⁴ | 1.15 ⁴ |
| 7/31/2021 | 16.23 | .21 | .08 | .29 | (.21) | (.09) | (.30) | 16.22 | 1.80 ⁴ | - ⁵ | .28 ⁴ | .28 ⁴ | 1.29 ⁴ |
| 7/31/2020 | 15.93 | .29 | .36 | .65 | (.30) | (.05) | (.35) | 16.23 | 4.18 ⁴ | - ⁵ | .30 ⁴ | .30 ⁴ | 1.89 ⁴ |
| Class F-1: | | | | | | | | | | | | | |
| 7/31/2024 | 15.08 | .34 | .22 | .56 | (.33) | - | (.33) | 15.31 | 3.77 | 29 | .64 | .64 | 2.29 |
| 7/31/2023 | 15.29 | .25 | (.21) | .04 | (.25) | - | (.25) | 15.08 | .28 | 39 | .62 | .62 | 1.70 |
| 7/31/2022 | 16.22 | .13 | (.85) | (.72) | (.13) | (.08) | (.21) | 15.29 | (4.50) | 54 | .61 | .61 | .79 |
| 7/31/2021 | 16.23 | .15 | .08 | .23 | (.15) | (.09) | (.24) | 16.22 | 1.46 | 86 | .61 | .61 | .97 |
| 7/31/2020 | 15.93 | .24 | .36 | .60 | (.25) | (.05) | (.30) | 16.23 | 3.85 | 97 | .62 | .62 | 1.54 |
| Class F-2: | | | | | | | | | | | | | |
| 7/31/2024 | 15.08 | .38 | .22 | .60 | (.37) | - | (.37) | 15.31 | 4.04 | 676 | .37 | .37 | 2.56 |
| 7/31/2023 | 15.29 | .29 | (.21) | .08 | (.29) | - | (.29) | 15.08 | .55 | 891 | .35 | .35 | 1.98 |
| 7/31/2022 | 16.22 | .17 | (.85) | (.68) | (.17) | (.08) | (.25) | 15.29 | (4.24) | 1,022 | .34 | .34 | 1.08 |
| 7/31/2021 | 16.23 | .20 | .08 | .28 | (.20) | (.09) | (.29) | 16.22 | 1.74 | 1,185 | .34 | .34 | 1.21 |
| 7/31/2020 | 15.93 | .28 | .36 | .64 | (.29) | (.05) | (.34) | 16.23 | 4.12 | 777 | .36 | .36 | 1.81 |
| Class F-3: | | | | | | | | | | | | | |
| 7/31/2024 | 15.08 | .40 | .22 | .62 | (.39) | - | (.39) | 15.31 | 4.16 | 1,559 | .26 | .26 | 2.68 |
| 7/31/2023 | 15.29 | .31 | (.21) | .10 | (.31) | - | (.31) | 15.08 | .65 | 1,532 | .25 | .24 | 2.11 |
| 7/31/2022 | 16.22 | .19 | (.85) | (.66) | (.19) | (.08) | (.27) | 15.29 | (4.14) | 1,054 | .23 | .23 | 1.19 |
| 7/31/2021 | 16.23 | .21 | .08 | .29 | (.21) | (.09) | (.30) | 16.22 | 1.84 | 1,042 | .24 | .24 | 1.27 |
| 7/31/2020 | 15.93 | .30 | .36 | .66 | (.31) | (.05) | (.36) | 16.23 | 4.23 | 422 | .26 | .26 | 1.91 |

Year ended July 31,

| | 2024 | 2023 | 2022 | 2021 | 2020 |
|---|------|------------------|------|------|------|
| Portfolio turnover rate for all share classes | 33% | 39% ⁶ | 47% | 43% | 56% |

¹ Based on average shares outstanding.

² Total returns exclude any applicable sales charges, including contingent deferred sales charges.

³ This column reflects the impact, if any, of certain waivers from Capital Research and Management Company. During one of the years shown, Capital Research and Management Company waived a portion of investment advisory services fees.

⁴ All or a significant portion of assets in this class consisted of seed capital invested by Capital Research and Management Company and/or its affiliates. Fees for distribution services are not charged or accrued on these seed capital assets. If such fees were paid by the fund on seed capital assets, fund expenses would have been higher and net income and total return would have been lower.

⁵ Amount less than \$1 million.

⁶ The portfolio turnover calculation was adjusted to exclude the value of securities acquired in connection with the fund's acquisition of the assets of the Capital Group Core Municipal Fund on September 23, 2022. The portfolio turnover rate would have been 45% without the adjustment.

The Tax-Exempt Bond Fund of America

| Year ended | Net asset value, beginning of year | Income (loss) from investment operations ¹ | | | Dividends and distributions | | | Net asset value, end of year | Total return ² | Net assets, end of year (in millions) | Ratio of expenses to average net assets | Ratio of net income (loss) to average net assets |
|-------------------|------------------------------------|---|---|----------------------------------|--|------------------------------------|-----------------------------------|------------------------------|---------------------------|---------------------------------------|---|--|
| | | Net investment income (loss) | Net gains (losses) on securities (both realized and unrealized) | Total from investment operations | Dividends (from net investment income) | Distributions (from capital gains) | Total dividends and distributions | | | | | |
| Class A: | | | | | | | | | | | | |
| 7/31/2024 | \$12.20 | \$.37 | \$.23 | \$.60 | \$(.35) | \$- | \$(.35) | \$12.45 | 5.04% | \$11,790 | .53% | 3.03% |
| 7/31/2023 | 12.46 | .32 | (.27) | .05 | (.31) | - | (.31) | 12.20 | .48 | 11,644 | .53 | 2.66 |
| 7/31/2022 | 13.78 | .26 | (1.25) | (.99) | (.26) | (.07) | (.33) | 12.46 | (7.28) | 12,649 | .50 | 2.01 |
| 7/31/2021 | 13.54 | .28 | .26 | .54 | (.28) | (.02) | (.30) | 13.78 | 4.06 | 14,558 | .51 | 2.07 |
| 7/31/2020 | 13.29 | .33 | .25 | .58 | (.33) | - | (.33) | 13.54 | 4.40 | 12,623 | .52 | 2.46 |
| Class C: | | | | | | | | | | | | |
| 7/31/2024 | 12.20 | .28 | .23 | .51 | (.26) | - | (.26) | 12.45 | 4.24 | 165 | 1.28 | 2.28 |
| 7/31/2023 | 12.46 | .23 | (.27) | (.04) | (.22) | - | (.22) | 12.20 | (.27) | 218 | 1.28 | 1.90 |
| 7/31/2022 | 13.78 | .16 | (1.25) | (1.09) | (.16) | (.07) | (.23) | 12.46 | (7.97) | 289 | 1.25 | 1.25 |
| 7/31/2021 | 13.54 | .18 | .26 | .44 | (.18) | (.02) | (.20) | 13.78 | 3.28 | 370 | 1.26 | 1.33 |
| 7/31/2020 | 13.29 | .23 | .25 | .48 | (.23) | - | (.23) | 13.54 | 3.64 | 376 | 1.26 | 1.73 |
| Class T: | | | | | | | | | | | | |
| 7/31/2024 | 12.20 | .41 | .23 | .64 | (.39) | - | (.39) | 12.45 | 5.32 ³ | - ⁴ | .27 ³ | 3.29 ³ |
| 7/31/2023 | 12.46 | .36 | (.27) | .09 | (.35) | - | (.35) | 12.20 | .76 ³ | - ⁴ | .24 ³ | 2.95 ³ |
| 7/31/2022 | 13.78 | .29 | (1.25) | (.96) | (.29) | (.07) | (.36) | 12.46 | (7.05) ³ | - ⁴ | .25 ³ | 2.25 ³ |
| 7/31/2021 | 13.54 | .32 | .26 | .58 | (.32) | (.02) | (.34) | 13.78 | 4.32 ³ | - ⁴ | .26 ³ | 2.31 ³ |
| 7/31/2020 | 13.29 | .36 | .25 | .61 | (.36) | - | (.36) | 13.54 | 4.65 ³ | - ⁴ | .27 ³ | 2.70 ³ |
| Class F-1: | | | | | | | | | | | | |
| 7/31/2024 | 12.20 | .36 | .23 | .59 | (.34) | - | (.34) | 12.45 | 4.96 | 152 | .62 | 2.95 |
| 7/31/2023 | 12.46 | .31 | (.27) | .04 | (.30) | - | (.30) | 12.20 | .40 | 185 | .61 | 2.58 |
| 7/31/2022 | 13.78 | .25 | (1.25) | (1.00) | (.25) | (.07) | (.32) | 12.46 | (7.35) | 227 | .59 | 1.92 |
| 7/31/2021 | 13.54 | .27 | .26 | .53 | (.27) | (.02) | (.29) | 13.78 | 3.97 | 270 | .59 | 2.00 |
| 7/31/2020 | 13.29 | .32 | .25 | .57 | (.32) | - | (.32) | 13.54 | 4.31 | 313 | .60 | 2.39 |
| Class F-2: | | | | | | | | | | | | |
| 7/31/2024 | 12.20 | .40 | .23 | .63 | (.38) | - | (.38) | 12.45 | 5.24 | 5,516 | .35 | 3.21 |
| 7/31/2023 | 12.46 | .34 | (.27) | .07 | (.33) | - | (.33) | 12.20 | .66 | 5,135 | .35 | 2.84 |
| 7/31/2022 | 13.78 | .28 | (1.25) | (.97) | (.28) | (.07) | (.35) | 12.46 | (7.11) | 5,047 | .33 | 2.18 |
| 7/31/2021 | 13.54 | .31 | .26 | .57 | (.31) | (.02) | (.33) | 13.78 | 4.24 | 5,469 | .33 | 2.24 |
| 7/31/2020 | 13.29 | .35 | .25 | .60 | (.35) | - | (.35) | 13.54 | 4.59 | 3,814 | .34 | 2.63 |
| Class F-3: | | | | | | | | | | | | |
| 7/31/2024 | 12.20 | .41 | .23 | .64 | (.39) | - | (.39) | 12.45 | 5.35 | 5,816 | .25 | 3.32 |
| 7/31/2023 | 12.46 | .36 | (.27) | .09 | (.35) | - | (.35) | 12.20 | .76 | 5,108 | .24 | 2.94 |
| 7/31/2022 | 13.78 | .30 | (1.25) | (.95) | (.30) | (.07) | (.37) | 12.46 | (7.01) | 6,245 | .22 | 2.29 |
| 7/31/2021 | 13.54 | .32 | .26 | .58 | (.32) | (.02) | (.34) | 13.78 | 4.35 | 6,718 | .23 | 2.36 |
| 7/31/2020 | 13.29 | .36 | .25 | .61 | (.36) | - | (.36) | 13.54 | 4.70 | 7,950 | .24 | 2.74 |

Year ended July 31,

| | 2024 | 2023 | 2022 | 2021 | 2020 |
|---|------|------|------|------|------|
| Portfolio turnover rate for all share classes | 26% | 23% | 29% | 21% | 24% |

¹ Based on average shares outstanding.

² Total returns exclude any applicable sales charges, including contingent deferred sales charges.

³ All or a significant portion of assets in this class consisted of seed capital invested by Capital Research and Management Company and/or its affiliates. Fees for distribution services are not charged or accrued on these seed capital assets. If such fees were paid by the fund on seed capital assets, fund expenses would have been higher and net income and total return would have been lower.

⁴ Amount less than \$1 million.

American High-Income Municipal Bond Fund

| Year ended | Net asset value, beginning of year | Income (loss) from investment operations ¹ | | | Dividends and distributions | | | Net asset value, end of year | Total return ^{2,3} | Net assets, end of year (in millions) | Ratio of expenses to average net assets before waivers | Ratio of expenses to average net assets after waivers ³ | Ratio of net income (loss) to average net assets ³ |
|--|------------------------------------|---|---|----------------------------------|--|------------------------------------|-----------------------------------|------------------------------|-----------------------------|---------------------------------------|--|--|---|
| | | Net investment income (loss) | Net gains (losses) on securities (both realized and unrealized) | Total from investment operations | Dividends (from net investment income) | Distributions (from capital gains) | Total dividends and distributions | | | | | | |
| Class A: | | | | | | | | | | | | | |
| 7/31/2024 | \$14.68 | \$.64 | \$.61 | \$1.25 | \$(.58) | \$- | \$(.58) | \$15.35 | 8.77% | \$5,182 | .66% | .65% | 4.36% |
| 7/31/2023 | 15.30 | .58 | (.67) | (.09) | (.53) | - | (.53) | 14.68 | (.49) | 4,849 | .65 | .64 | 3.98 |
| 7/31/2022 | 17.20 | .48 | (1.79) | (1.31) | (.46) | (.13) | (.59) | 15.30 | (7.78) | 5,354 | .63 | .63 | 2.95 |
| 7/31/2021 | 16.20 | .48 | 1.04 | 1.52 | (.49) | (.03) | (.52) | 17.20 | 9.52 | 5,875 | .65 | .65 | 2.91 |
| 7/31/2020 | 16.33 | .59 | (.17) | .42 | (.54) | (.01) | (.55) | 16.20 | 2.68 | 4,871 | .68 | .68 | 3.63 |
| Class C: | | | | | | | | | | | | | |
| 7/31/2024 | 14.68 | .53 | .61 | 1.14 | (.47) | - | (.47) | 15.35 | 7.97 | 106 | 1.38 | 1.37 | 3.65 |
| 7/31/2023 | 15.30 | .48 | (.67) | (.19) | (.43) | - | (.43) | 14.68 | (1.21) | 124 | 1.37 | 1.36 | 3.26 |
| 7/31/2022 | 17.20 | .36 | (1.78) | (1.42) | (.35) | (.13) | (.48) | 15.30 | (8.43) | 161 | 1.33 | 1.33 | 2.23 |
| 7/31/2021 | 16.20 | .36 | 1.04 | 1.40 | (.37) | (.03) | (.40) | 17.20 | 8.76 | 209 | 1.35 | 1.35 | 2.22 |
| 7/31/2020 | 16.33 | .48 | (.17) | .31 | (.43) | (.01) | (.44) | 16.20 | 1.97 | 203 | 1.38 | 1.38 | 2.93 |
| Class T: | | | | | | | | | | | | | |
| 7/31/2024 | 14.68 | .69 | .61 | 1.30 | (.63) | - | (.63) | 15.35 | 9.09 ⁴ | - ⁵ | .37 ⁴ | .36 ⁴ | 4.65 ⁴ |
| 7/31/2023 | 15.30 | .62 | (.67) | (.05) | (.57) | - | (.57) | 14.68 | (.21) ⁴ | - ⁵ | .37 ⁴ | .36 ⁴ | 4.26 ⁴ |
| 7/31/2022 | 17.20 | .53 | (1.79) | (1.26) | (.51) | (.13) | (.64) | 15.30 | (7.51) ⁴ | - ⁵ | .33 ⁴ | .33 ⁴ | 3.25 ⁴ |
| 7/31/2021 | 16.20 | .53 | 1.04 | 1.57 | (.54) | (.03) | (.57) | 17.20 | 9.84 ⁴ | - ⁵ | .35 ⁴ | .35 ⁴ | 3.21 ⁴ |
| 7/31/2020 | 16.33 | .64 | (.17) | .47 | (.59) | (.01) | (.60) | 16.20 | 2.99 ⁴ | - ⁵ | .38 ⁴ | .38 ⁴ | 3.92 ⁴ |
| Class F-1: | | | | | | | | | | | | | |
| 7/31/2024 | 14.68 | .64 | .61 | 1.25 | (.58) | - | (.58) | 15.35 | 8.73 | 111 | .69 | .68 | 4.32 |
| 7/31/2023 | 15.30 | .58 | (.67) | (.09) | (.53) | - | (.53) | 14.68 | (.52) | 97 | .68 | .67 | 3.95 |
| 7/31/2022 | 17.20 | .47 | (1.78) | (1.31) | (.46) | (.13) | (.59) | 15.30 | (7.81) | 100 | .66 | .66 | 2.91 |
| 7/31/2021 | 16.20 | .48 | 1.04 | 1.52 | (.49) | (.03) | (.52) | 17.20 | 9.50 | 125 | .68 | .68 | 2.90 |
| 7/31/2020 | 16.33 | .59 | (.17) | .42 | (.54) | (.01) | (.55) | 16.20 | 2.66 | 146 | .70 | .70 | 3.60 |
| Class F-2: | | | | | | | | | | | | | |
| 7/31/2024 | 14.68 | .68 | .61 | 1.29 | (.62) | - | (.62) | 15.35 | 9.03 | 2,699 | .43 | .42 | 4.58 |
| 7/31/2023 | 15.30 | .61 | (.67) | (.06) | (.56) | - | (.56) | 14.68 | (.26) | 2,130 | .42 | .41 | 4.22 |
| 7/31/2022 | 17.20 | .52 | (1.79) | (1.27) | (.50) | (.13) | (.63) | 15.30 | (7.57) | 1,784 | .39 | .39 | 3.20 |
| 7/31/2021 | 16.20 | .52 | 1.04 | 1.56 | (.53) | (.03) | (.56) | 17.20 | 9.78 | 1,773 | .41 | .41 | 3.13 |
| 7/31/2020 | 16.33 | .63 | (.17) | .46 | (.58) | (.01) | (.59) | 16.20 | 2.93 | 1,186 | .44 | .44 | 3.86 |
| Class F-3: | | | | | | | | | | | | | |
| 7/31/2024 | 14.68 | .69 | .61 | 1.30 | (.63) | - | (.63) | 15.35 | 9.14 | 3,524 | .32 | .31 | 4.69 |
| 7/31/2023 | 15.30 | .63 | (.67) | (.04) | (.58) | - | (.58) | 14.68 | (.15) | 2,654 | .31 | .30 | 4.32 |
| 7/31/2022 | 17.20 | .54 | (1.79) | (1.25) | (.52) | (.13) | (.65) | 15.30 | (7.47) | 2,302 | .29 | .29 | 3.32 |
| 7/31/2021 | 16.20 | .54 | 1.04 | 1.58 | (.55) | (.03) | (.58) | 17.20 | 9.89 | 1,914 | .31 | .31 | 3.22 |
| 7/31/2020 | 16.33 | .65 | (.17) | .48 | (.60) | (.01) | (.61) | 16.20 | 3.04 | 1,085 | .33 | .33 | 3.97 |
| Year ended July 31, | | | | | | | | | | | | | |
| | | 2024 | | 2023 | | 2022 | | 2021 | | 2020 | | | |
| Portfolio turnover rate for all share classes | | 29% | | 26% | | 35% | | 24% | | 35% | | | |

¹ Based on average shares outstanding.

² Total returns exclude any applicable sales charges, including contingent deferred sales charges.

³ This column reflects the impact, if any, of certain waivers from Capital Research and Management Company. During some of the years shown, Capital Research and Management Company waived a portion of investment advisory services fees.

⁴ All or a significant portion of assets in this class consisted of seed capital invested by Capital Research and Management Company and/or its affiliates. Fees for distribution services are not charged or accrued on these seed capital assets. If such fees were paid by the fund on seed capital assets, fund expenses would have been higher and net income and total return would have been lower.

⁵ Amount less than \$1 million.

The Tax-Exempt Fund of California

| Year ended | Net asset value, beginning of year | Income (loss) from investment operations ¹ | | | Dividends and distributions | | | Net asset value, end of year | Total return ² | Net assets, end of year (in millions) | Ratio of expenses to average net assets | Ratio of net income (loss) to average net assets |
|--|------------------------------------|---|---|----------------------------------|--|------------------------------------|-----------------------------------|------------------------------|---------------------------|---------------------------------------|---|--|
| | | Net investment income (loss) | Net gains (losses) on securities (both realized and unrealized) | Total from investment operations | Dividends (from net investment income) | Distributions (from capital gains) | Total dividends and distributions | | | | | |
| Class A: | | | | | | | | | | | | |
| 7/31/2024 | \$16.37 | \$.49 | \$.39 | \$.88 | \$(.47) | \$- | \$(.47) | \$16.78 | 5.49% | \$1,436 | .57% | 3.00% |
| 7/31/2023 | 16.72 | .44 | (.37) | .07 | (.42) | - | (.42) | 16.37 | .49 | 1,520 | .56 | 2.71 |
| 7/31/2022 | 18.54 | .37 | (1.75) | (1.38) | (.37) | (.07) | (.44) | 16.72 | (7.57) | 1,677 | .57 | 2.10 |
| 7/31/2021 | 18.29 | .38 | .32 | .70 | (.38) | (.07) | (.45) | 18.54 | 3.92 | 2,033 | .58 | 2.10 |
| 7/31/2020 | 18.08 | .43 | .30 | .73 | (.43) | (.09) | (.52) | 18.29 | 4.14 | 1,941 | .61 | 2.40 |
| Class C: | | | | | | | | | | | | |
| 7/31/2024 | 16.37 | .37 | .39 | .76 | (.35) | - | (.35) | 16.78 | 4.68 | 22 | 1.32 | 2.25 |
| 7/31/2023 | 16.72 | .32 | (.37) | (.05) | (.30) | - | (.30) | 16.37 | (.27) | 29 | 1.31 | 1.96 |
| 7/31/2022 | 18.54 | .24 | (1.75) | (1.51) | (.24) | (.07) | (.31) | 16.72 | (8.26) | 39 | 1.32 | 1.34 |
| 7/31/2021 | 18.29 | .25 | .32 | .57 | (.25) | (.07) | (.32) | 18.54 | 3.14 | 54 | 1.33 | 1.35 |
| 7/31/2020 | 18.08 | .30 | .30 | .60 | (.30) | (.09) | (.39) | 18.29 | 3.36 | 60 | 1.36 | 1.65 |
| Class T: | | | | | | | | | | | | |
| 7/31/2024 | 16.37 | .54 | .39 | .93 | (.52) | - | (.52) | 16.78 | 5.80 ³ | - ⁴ | .29 ³ | 3.29 ³ |
| 7/31/2023 | 16.72 | .49 | (.37) | .12 | (.47) | - | (.47) | 16.37 | .76 ³ | - ⁴ | .29 ³ | 2.99 ³ |
| 7/31/2022 | 18.54 | .41 | (1.75) | (1.34) | (.41) | (.07) | (.48) | 16.72 | (7.35) ³ | - ⁴ | .32 ³ | 2.34 ³ |
| 7/31/2021 | 18.29 | .43 | .32 | .75 | (.43) | (.07) | (.50) | 18.54 | 4.17 ³ | - ⁴ | .34 ³ | 2.33 ³ |
| 7/31/2020 | 18.08 | .48 | .30 | .78 | (.48) | (.09) | (.57) | 18.29 | 4.38 ³ | - ⁴ | .37 ³ | 2.62 ³ |
| Class F-1: | | | | | | | | | | | | |
| 7/31/2024 | 16.37 | .48 | .39 | .87 | (.46) | - | (.46) | 16.78 | 5.39 | 46 | .67 | 2.91 |
| 7/31/2023 | 16.72 | .43 | (.37) | .06 | (.41) | - | (.41) | 16.37 | .40 | 48 | .65 | 2.63 |
| 7/31/2022 | 18.54 | .35 | (1.75) | (1.40) | (.35) | (.07) | (.42) | 16.72 | (7.66) | 50 | .66 | 2.00 |
| 7/31/2021 | 18.29 | .37 | .32 | .69 | (.37) | (.07) | (.44) | 18.54 | 3.82 | 64 | .67 | 2.01 |
| 7/31/2020 | 18.08 | .42 | .30 | .72 | (.42) | (.09) | (.51) | 18.29 | 4.05 | 71 | .70 | 2.31 |
| Class F-2: | | | | | | | | | | | | |
| 7/31/2024 | 16.37 | .52 | .39 | .91 | (.50) | - | (.50) | 16.78 | 5.69 | 643 | .39 | 3.19 |
| 7/31/2023 | 16.72 | .47 | (.37) | .10 | (.45) | - | (.45) | 16.37 | .67 | 558 | .38 | 2.90 |
| 7/31/2022 | 18.54 | .40 | (1.75) | (1.35) | (.40) | (.07) | (.47) | 16.72 | (7.41) | 528 | .39 | 2.27 |
| 7/31/2021 | 18.29 | .42 | .32 | .74 | (.42) | (.07) | (.49) | 18.54 | 4.10 | 634 | .40 | 2.27 |
| 7/31/2020 | 18.08 | .47 | .30 | .77 | (.47) | (.09) | (.56) | 18.29 | 4.33 | 547 | .42 | 2.58 |
| Class F-3: | | | | | | | | | | | | |
| 7/31/2024 | 16.37 | .54 | .39 | .93 | (.52) | - | (.52) | 16.78 | 5.79 | 913 | .29 | 3.28 |
| 7/31/2023 | 16.72 | .49 | (.37) | .12 | (.47) | - | (.47) | 16.37 | .76 | 589 | .29 | 2.99 |
| 7/31/2022 | 18.54 | .42 | (1.75) | (1.33) | (.42) | (.07) | (.49) | 16.72 | (7.32) | 432 | .30 | 2.37 |
| 7/31/2021 | 18.29 | .43 | .32 | .75 | (.43) | (.07) | (.50) | 18.54 | 4.20 | 440 | .31 | 2.36 |
| 7/31/2020 | 18.08 | .48 | .30 | .78 | (.48) | (.09) | (.57) | 18.29 | 4.42 | 320 | .33 | 2.67 |
| Year ended July 31, | | | | | | | | | | | | |
| | | 2024 | | 2023 | | 2022 | | 2021 | | 2020 | | |
| Portfolio turnover rate for all share classes | | 23% | | 23% | | 27% | | 17% | | 26% | | |

¹ Based on average shares outstanding.

² Total returns exclude any applicable sales charges, including contingent deferred sales charges.

³ All or a significant portion of assets in this class consisted of seed capital invested by Capital Research and Management Company and/or its affiliates. Fees for distribution services are not charged or accrued on these seed capital assets. If such fees were paid by the fund on seed capital assets, fund expenses would have been higher and net income and total return would have been lower.

⁴ Amount less than \$1 million.

American Funds Tax-Exempt Fund of New York

| Year ended | Net asset value, beginning of year | Income (loss) from investment operations ¹ | | | Dividends and distributions | | | Net asset value, end of year | Total return ^{2,3} | Net assets, end of year (in millions) | Ratio of expenses to average net assets before waivers/reimbursements | Ratio of expenses to average net assets after waivers/reimbursements ³ | Ratio of net income (loss) to average net assets ³ |
|-------------------|------------------------------------|---|---|----------------------------------|--|------------------------------------|-----------------------------------|------------------------------|-----------------------------|---------------------------------------|---|---|---|
| | | Net investment income (loss) | Net gains (losses) on securities (both realized and unrealized) | Total from investment operations | Dividends (from net investment income) | Distributions (from capital gains) | Total dividends and distributions | | | | | | |
| Class A: | | | | | | | | | | | | | |
| 7/31/2024 | \$9.97 | \$.30 | \$.18 | \$.48 | \$(.30) | \$- | \$(.30) | \$10.15 | 4.88% | \$187 | .65% | .59% | 3.05% |
| 7/31/2023 | 10.19 | .27 | (.22) | .05 | (.27) | - | (.27) | 9.97 | .51 | 176 | .65 | .59 | 2.72 |
| 7/31/2022 | 11.45 | .23 | (1.18) | (.95) | (.23) | (.08) | (.31) | 10.19 | (8.42) | 182 | .65 | .61 | 2.12 |
| 7/31/2021 | 11.10 | .24 | .35 | .59 | (.24) | - ⁴ | (.24) | 11.45 | 5.46 | 208 | .67 | .62 | 2.19 |
| 7/31/2020 | 11.02 | .27 | .07 | .34 | (.26) | - | (.26) | 11.10 | 3.18 | 220 | .67 | .62 | 2.43 |
| Class C: | | | | | | | | | | | | | |
| 7/31/2024 | 9.97 | .22 | .18 | .40 | (.22) | - | (.22) | 10.15 | 4.10 | 6 | 1.41 | 1.34 | 2.29 |
| 7/31/2023 | 10.19 | .19 | (.22) | (.03) | (.19) | - | (.19) | 9.97 | (.25) | 8 | 1.41 | 1.34 | 1.96 |
| 7/31/2022 | 11.45 | .15 | (1.18) | (1.03) | (.15) | (.08) | (.23) | 10.19 | (9.11) | 10 | 1.40 | 1.36 | 1.37 |
| 7/31/2021 | 11.10 | .16 | .35 | .51 | (.16) | - ⁴ | (.16) | 11.45 | 4.67 | 11 | 1.42 | 1.37 | 1.43 |
| 7/31/2020 | 11.02 | .19 | .07 | .26 | (.18) | - | (.18) | 11.10 | 2.41 | 10 | 1.42 | 1.37 | 1.68 |
| Class T: | | | | | | | | | | | | | |
| 7/31/2024 | 9.97 | .32 | .18 | .50 | (.32) | - | (.32) | 10.15 | 5.17 ⁵ | - ⁶ | .38 ⁵ | .31 ⁵ | 3.32 ⁵ |
| 7/31/2023 | 10.19 | .29 | (.22) | .07 | (.29) | - | (.29) | 9.97 | .80 ⁵ | - ⁶ | .37 ⁵ | .30 ⁵ | 3.01 ⁵ |
| 7/31/2022 | 11.45 | .25 | (1.18) | (.93) | (.25) | (.08) | (.33) | 10.19 | (8.20) ⁵ | - ⁶ | .40 ⁵ | .36 ⁵ | 2.37 ⁵ |
| 7/31/2021 | 11.10 | .27 | .35 | .62 | (.27) | - ⁴ | (.27) | 11.45 | 5.72 ⁵ | - ⁶ | .42 ⁵ | .37 ⁵ | 2.43 ⁵ |
| 7/31/2020 | 11.02 | .30 | .07 | .37 | (.29) | - | (.29) | 11.10 | 3.42 ⁵ | - ⁶ | .42 ⁵ | .38 ⁵ | 2.66 ⁵ |
| Class F-1: | | | | | | | | | | | | | |
| 7/31/2024 | 9.97 | .29 | .18 | .47 | (.29) | - | (.29) | 10.15 | 4.77 | 1 | .77 | .70 | 2.93 |
| 7/31/2023 | 10.19 | .26 | (.22) | .04 | (.26) | - | (.26) | 9.97 | .45 | 1 | .71 | .64 | 2.66 |
| 7/31/2022 | 11.45 | .23 | (1.18) | (.95) | (.23) | (.08) | (.31) | 10.19 | (8.43) | 1 | .66 | .62 | 2.10 |
| 7/31/2021 | 11.10 | .24 | .35 | .59 | (.24) | - ⁴ | (.24) | 11.45 | 5.44 ⁵ | 3 | .69 ⁵ | .63 ⁵ | 2.16 ⁵ |
| 7/31/2020 | 11.02 | .27 | .07 | .34 | (.26) | - | (.26) | 11.10 | 3.16 ⁵ | 2 | .68 ⁵ | .64 ⁵ | 2.41 ⁵ |
| Class F-2: | | | | | | | | | | | | | |
| 7/31/2024 | 9.97 | .31 | .18 | .49 | (.31) | - | (.31) | 10.15 | 5.07 | 38 | .47 | .41 | 3.22 |
| 7/31/2023 | 10.19 | .28 | (.22) | .06 | (.28) | - | (.28) | 9.97 | .69 | 28 | .47 | .41 | 2.90 |
| 7/31/2022 | 11.45 | .25 | (1.18) | (.93) | (.25) | (.08) | (.33) | 10.19 | (8.26) | 27 | .48 | .43 | 2.30 |
| 7/31/2021 | 11.10 | .26 | .35 | .61 | (.26) | - ⁴ | (.26) | 11.45 | 5.65 | 31 | .49 | .44 | 2.36 |
| 7/31/2020 | 11.02 | .29 | .07 | .36 | (.28) | - | (.28) | 11.10 | 3.36 | 27 | .49 | .45 | 2.60 |
| Class F-3: | | | | | | | | | | | | | |
| 7/31/2024 | 9.97 | .32 | .18 | .50 | (.32) | - | (.32) | 10.15 | 5.18 | 46 | .37 | .31 | 3.33 |
| 7/31/2023 | 10.19 | .29 | (.22) | .07 | (.29) | - | (.29) | 9.97 | .79 | 39 | .36 | .31 | 3.01 |
| 7/31/2022 | 11.45 | .26 | (1.18) | (.92) | (.26) | (.08) | (.34) | 10.19 | (8.16) | 40 | .37 | .33 | 2.41 |
| 7/31/2021 | 11.10 | .28 | .35 | .63 | (.28) | - ⁴ | (.28) | 11.45 | 5.76 | 39 | .39 | .34 | 2.46 |
| 7/31/2020 | 11.02 | .31 | .07 | .38 | (.30) | - | (.30) | 11.10 | 3.46 | 33 | .39 | .35 | 2.71 |

| | Year ended July 31, | | | | |
|---|---------------------|------|------|------|------|
| | 2024 | 2023 | 2022 | 2021 | 2020 |
| Portfolio turnover rate for all share classes | 20% | 29% | 22% | 24% | 27% |

¹ Based on average shares outstanding.

² Total returns exclude any applicable sales charges, including contingent deferred sales charges.

³ This column reflects the impact, if any, of certain waivers/reimbursements from Capital Research and Management Company. During one of the years shown, CRMC waived a portion of investment advisory services fees and during the years shown reimbursed a portion of miscellaneous fees and expenses.

⁴ Amount less than \$.01.

⁵ All or a significant portion of assets in this class consisted of seed capital invested by Capital Research and Management Company and/or its affiliates. Fees for distribution services are not charged or accrued on these seed capital assets. If such fees were paid by the fund on seed capital assets, fund expenses would have been higher and net income and total return would have been lower.

⁶ Amount less than \$1 million.

Appendix

Sales charge waivers

The availability of certain sales charge waivers and discounts will depend on whether you purchase your shares directly from the fund or through a financial intermediary. Intermediaries may have different policies and procedures regarding the availability of front-end sales charge waivers or contingent deferred (back-end) sales charge (“CDSC”) waivers, which are discussed below. In all instances, it is the purchaser’s responsibility to notify the fund or the purchaser’s financial intermediary at the time of purchase of any relationship or other facts qualifying the purchaser for sales charge waivers or discounts. Please contact the applicable intermediary with any questions regarding how the intermediary applies the policies described below and to ensure that you understand what steps you must take to qualify for any available waivers or discounts. For waivers and discounts not available through a particular intermediary, shareholders will have to purchase fund shares directly from the fund or through another intermediary to receive these waivers or discounts. If you change intermediaries after you purchase fund shares, the policies and procedures of the new service provider (either your new intermediary or the fund’s transfer agent) will apply to your account. Those policies may be more or less favorable than those offered by the intermediary through which you purchased your fund shares. You should review any policy differences before changing intermediaries.

Class A shares front-end sales charge waivers available at Ameriprise Financial:

The following information applies to Class A shares purchases if you have an account with or otherwise purchase fund shares through Ameriprise Financial:

Effective May 24, 2021, shareholders purchasing fund shares through an Ameriprise Financial brokerage account are eligible for the following front-end sales charge waivers, which may differ from those disclosed elsewhere in this fund’s prospectus or SAI:

- Employer-sponsored retirement plans established prior to April 1, 2004 and that continue to meet the eligibility requirements in effect as of that date for purchasing Class A shares at net asset value (e.g., 401(k) plans, 457 plans, employer-sponsored 403(b) plans, profit sharing and money purchase pension plans and defined benefit plans). For purposes of this provision, employer-sponsored retirement plans do not include SEP IRAs, SIMPLE IRAs or SARSEPs
- Shares purchased through reinvestment of capital gains distributions and dividend reinvestment when purchasing shares of the same fund (but not any other fund within the same fund family)
- Shares exchanged from Class C shares of the same fund in the month of or following the 7-year anniversary of the purchase date. To the extent that this prospectus elsewhere provides for a waiver with respect to exchanges of Class C shares or conversion of Class C shares following a shorter holding period, that waiver will apply
- Employees and registered representatives of Ameriprise Financial or its affiliates and their immediate family members
- Shares purchased by or through qualified accounts (including IRAs, Coverdell Education Savings Accounts, 401(k)s, 403(b) TSCAs subject to ERISA and defined benefit plans established prior to April 1, 2004 that continue to meet the eligibility requirements in effect as of that date for purchasing Class A shares at net asset value) that are held by a covered family member, defined as an Ameriprise financial advisor and/or the advisor’s spouse, advisor’s lineal ascendant (mother, father, grandmother, grandfather, great grandmother, great grandfather), advisor’s lineal descendant (son, step-son, daughter, step-daughter, grandson, granddaughter, great grandson, great granddaughter) or any spouse of a covered family member who is a lineal descendant
- Shares purchased from the proceeds of redemptions within the same fund family, provided (1) the repurchase occurs within 90 days following the redemption, (2) the redemption and purchase occur in the same account, and (3) redeemed shares were subject to a front-end or deferred sales load (i.e., Rights of Reinstatement)
- Purchases of Class 529-A shares through a rollover from another 529 plan
- Purchases of Class 529 shares made for recontribution of refunded amounts

D.A. Davidson & Co. (“D.A. Davidson”)

Front-end sales charge waivers on Class A shares available at D.A. Davidson (effective January 1, 2020)

- Shares purchased within the same fund family through a systematic reinvestment of capital gains and dividend distributions
- Employees and registered representatives of D.A. Davidson or its affiliates and their family members as designated by D.A. Davidson
- Shares purchased from the proceeds of redemptions within the same fund family, provided (1) the repurchase occurs within 90 days following the redemption, (2) the redemption and purchase occur in the same account, and (3) redeemed shares were subject to a front-end or deferred sales charge (known as Rights of Reinstatement)
- A shareholder in the fund’s Class C shares will have their shares converted at net asset value to Class A shares (or the appropriate share class) of the fund if the shares are no longer subject to a CDSC and the conversion is consistent with D.A. Davidson’s policies and procedures
- D.A. Davidson has the authority to allow the purchase of Class A shares at net asset value for (1) rollovers to IRAs from investments held in American Funds Recordkeeper Direct and PlanPremier retirement plan recordkeeping programs, (2) rollovers to IRAs from 403(b) plans with Capital Bank and Trust Company as custodian, or (3) IRA purchases so long as the proceeds are from the sale of shares from an American Funds Recordkeeper Direct retirement plan, PlanPremier retirement plan or 403(b) plan with Capital Bank and Trust Company as custodian and are used to make a purchase within 60 days of the redemption, if the shares held are ineligible to be rolled over to an IRA

CDSC Waivers on Classes A and C shares available at D.A. Davidson

- Death or disability of the shareholder
- Shares sold as part of a systematic withdrawal plan as described in the fund's prospectus
- Return of excess contributions from an IRA Account
- Shares sold as part of a required minimum distribution for IRA and retirement accounts pursuant to the Internal Revenue Code
- Shares acquired through a right of reinstatement

Front-end sales charge discounts available at D.A. Davidson: breakpoints, rights of accumulation and/or letters of intent

- Breakpoints as described in this prospectus
- Rights of accumulation which entitle shareholders to breakpoint discounts will be automatically calculated based on the aggregated holding of fund family assets held by accounts within the purchaser's household at D.A. Davidson. Eligible fund family assets not held at D.A. Davidson may be included in the calculation of rights of accumulation only if the shareholder notifies his or her financial advisor about such assets
- Letters of intent which allow for breakpoint discounts based on anticipated purchases within a fund family, over a 13-month time period. Eligible fund family assets not held at D.A. Davidson may be included in the calculation of letters of intent only if the shareholder notifies his or her financial advisor about such assets

[Edward D. Jones & Co., L.P. \("Edward Jones"\)](#)

[Policies Regarding Transactions Through Edward Jones](#)

The following information has been provided by Edward Jones:

Effective on or after January 1, 2024, the following information supersedes prior information with respect to transactions and positions held in fund shares through an Edward Jones system. Clients of Edward Jones (also referred to as "shareholders") purchasing fund shares on the Edward Jones commission and fee-based platforms are eligible only for the following sales charge discounts (also referred to as "breakpoints") and waivers, which can differ from discounts and waivers described elsewhere in the mutual fund prospectus or statement of additional information ("SAI") or through another broker-dealer. In all instances, it is the shareholder's responsibility to inform Edward Jones at the time of purchase of any relationship, holdings of American Funds, or other facts qualifying the purchaser for discounts or waivers. Edward Jones can ask for documentation of such circumstance. Shareholders should contact Edward Jones if they have questions regarding their eligibility for these discounts and waivers.

[Breakpoints](#)

- Breakpoint pricing, otherwise known as volume pricing, at dollar thresholds as described in the prospectus

[Rights of Accumulation \("ROA"\)](#)

- The applicable sales charge on a purchase of Class A shares is determined by taking into account all share classes (except certain money market funds and any assets held in group retirement plans) of American Funds held by the shareholder or in an account grouped by Edward Jones with other accounts for the purpose of providing certain pricing considerations ("pricing groups"). If grouping assets as a shareholder, this includes all share classes held on the Edward Jones platform and/or held on another platform. The inclusion of eligible fund family assets in the ROA calculation is dependent on the shareholder notifying Edward Jones of such assets at the time of calculation. Money market funds are included only if such shares were sold with a sales charge at the time of purchase or acquired in exchange for shares purchased with a sales charge
- The employer maintaining a SEP IRA plan and/or SIMPLE IRA plan may elect to establish or change ROA for the IRA accounts associated with the plan to a plan-level grouping as opposed to including all share classes at a shareholder or pricing group level
- ROA is determined by calculating the higher of cost minus redemptions or market value (current shares x NAV)

[Letter of Intent \("LOI"\)](#)

- Through a LOI, shareholders can receive the sales charge and breakpoint discounts for purchases shareholders intend to make over a 13-month period from the date Edward Jones receives the LOI. The LOI is determined by calculating the higher of cost or market value of qualifying holdings at LOI initiation in combination with the value that the shareholder intends to buy over a 13-month period to calculate the front-end sales charge and any breakpoint discounts. Each purchase the shareholder makes during that 13-month period will receive the sales charge and breakpoint discount that applies to the total amount. The inclusion of eligible fund family assets in the LOI calculation is dependent on the shareholder notifying Edward Jones of such assets at the time of calculation. Purchases made before the LOI is received by Edward Jones are not adjusted under the LOI and will not reduce the sales charge previously paid. Sales charges will be adjusted if LOI is not met
- If the employer maintaining a SEP IRA plan and/or SIMPLE IRA plan has elected to establish or change ROA for the IRA accounts associated with the plan to a plan-level grouping, LOIs will also be at the plan-level and may only be established by the employer

[Sales Charge Waivers](#)

Sales charges are waived for the following shareholders and in the following situations:

- Associates of Edward Jones and its affiliates and other accounts in the same pricing group (as determined by Edward Jones under its policies and procedures) as the associate. This waiver will continue for the remainder of the associate's life if the associate retires from Edward Jones in good-standing and remains in good standing pursuant to Edward Jones' policies and procedures
- Shares purchased in an Edward Jones fee-based program

- Shares purchased through reinvestment of capital gains distributions and dividend reinvestment
- Shares purchased from the proceeds of redeemed shares of the same fund family so long as the following conditions are met: the proceeds are from the sale of shares within 60 days of the purchase, the sale and purchase are made from a share class that charges a front load and one of the following ("Right of Reinstatement"):
 - The redemption and repurchase occur in the same account
 - The redemption proceeds are used to process an: IRA contribution, excess contributions, conversion, recharacterizing of contributions, or distribution, and the repurchase is done in an account within the same Edward Jones grouping for ROA

The Right of Reinstatement excludes systematic or automatic transactions including, but not limited to, purchases made through payroll deductions, liquidations to cover account fees, and reinvestments from non-mutual fund products.

- Shares exchanged into Class A shares from another share class so long as the exchange is into the same fund and was initiated at the discretion of Edward Jones. Edward Jones is responsible for any remaining CDSC due to the fund company, if applicable. Any future purchases are subject to the applicable sales charge as disclosed in the prospectus
- Exchanges from Class C shares to Class A shares of the same fund, generally, in the 84th month following the anniversary of the purchase date or earlier at the discretion of Edward Jones
- Purchases of Class 529-A shares through a rollover from either another education savings plan or a security used for qualified distributions
- Purchases of Class 529-A shares made for recontribution of refunded amounts

Contingent Deferred Sales Charge ("CDSC") Waivers

If the shareholder purchases shares that are subject to a CDSC and those shares are redeemed before the CDSC is expired, the shareholder is responsible to pay the CDSC except in the following conditions:

- The death or disability of the shareholder
- Systematic withdrawals with up to 10% per year of the account value
- Return of excess contributions from an Individual Retirement Account (IRA)
- Shares redeemed as part of a required minimum distribution for IRA and retirement accounts if the redemption is taken in or after the year the shareholder reaches qualified age based on applicable IRS regulations
- Shares redeemed to pay Edward Jones fees or costs in such cases where the transaction is initiated by Edward Jones
- Shares exchanged in an Edward Jones fee-based program
- Shares acquired through NAV reinstatement
- Shares redeemed at the discretion of Edward Jones for Minimum Balances, as described below

Other Important Information Regarding Transactions Through Edward Jones

Minimum Purchase Amounts

- Initial purchase minimum: \$250
- Subsequent purchase minimum: none

Minimum Balances

- Edward Jones has the right to redeem at its discretion fund holdings with a balance of \$250 or less. The following are examples of accounts that are not included in this policy:
 - A fee-based account held on an Edward Jones platform
 - A 529 account held on an Edward Jones platform
 - An account with an active systematic investment plan or LOI

Exchanging Share Classes

- At any time it deems necessary, Edward Jones has the authority to exchange at NAV a shareholder's holdings in a fund to Class A shares of the same fund, or Class R-4 shares for retirement plans with at least \$1 million, so long as the shareholder is eligible to purchase the Class A or R-4 shares pursuant to the prospectus.

Class A Sales Charge Waivers Available Through Farmers Financial Solutions

Farmers Financial Solutions has the authority to either (1) rollover shares from an employer sponsored retirement plan to Class A shares in an Individual Retirement Account (IRA) at net asset value or (2) allow the purchase of Class A shares at net asset value, so long as the proceeds are from the sale of shares from an employer sponsored retirement plan and are used to make a purchase within 60 days of the redemption, if the shares held are ineligible to be rolled over to an IRA.

Janney Montgomery Scott LLC ("Janney")

Effective May 1, 2020, if you purchase fund shares through a Janney brokerage account, you will be eligible for the following load waivers (front-end sales charge waivers and contingent deferred sales charge ("CDSC"), or back-end sales charge, waivers) and discounts, which may differ from those disclosed elsewhere in this fund's Prospectus or SAI.

Front-end sales charge* waivers on Class A shares available at Janney

- Shares purchased through reinvestment of capital gains distributions and dividend reinvestment when purchasing shares of the same fund (but not any other fund within the fund family)
- Shares purchased by employees and registered representatives of Janney or its affiliates and their family members as designated by Janney
- Shares purchased from the proceeds of redemptions within the same fund family, provided (1) the repurchase occurs within ninety (90) days following the redemption, (2) the redemption and purchase occur in the same account, and (3) redeemed shares were subject to a front-end or deferred sales load (i.e., right of reinstatement)
- Shares acquired through a right of reinstatement
- Class C shares that are no longer subject to a contingent deferred sales charge and are converted to Class A shares of the same fund pursuant to Janney's policies and procedures

CDSC waivers on Class A and C shares available at Janney

- Shares sold upon the death or disability of the shareholder
- Shares sold as part of a systematic withdrawal plan as described in the fund's Prospectus
- Shares purchased in connection with a return of excess contributions from an IRA Account
- Shares sold as part of a required minimum distribution for IRA and other retirement accounts due to the shareholder reaching the qualified age based on applicable IRS regulations as described in the fund's Prospectus
- Shares sold to pay Janney fees but only if the transaction is initiated by Janney
- Shares acquired through a right of reinstatement
- Shares exchanged into the same share class of a different fund unless otherwise provided in the Prospectus

Front-end sales charge* discounts available at Janney: breakpoints, rights of accumulation, and/or letters of intent

- Breakpoints as described in the fund's Prospectus
- Rights of accumulation ("ROA"), which entitle shareholders to breakpoint discounts, will be automatically calculated based on the aggregated holding of fund family assets held by accounts within the purchaser's household at Janney. Eligible fund family assets not held at Janney may be included in the ROA calculation only if the shareholder notifies his or her financial advisor about such assets
- Letters of intent which allow for breakpoint discounts based on anticipated purchases within a fund family, over a 13-month time period. Eligible fund family assets not held at Janney may be included in the calculation of letters of intent only if the shareholder notifies his or her financial advisor about such assets

*Also referred to as an "initial sales charge."

JP Morgan Securities LLC

Investors purchasing through JP Morgan Securities LLC may invest in Class 529-A shares at net asset value.

Effective September 29, 2023, if you purchase or hold fund shares through an applicable JP Morgan Securities LLC brokerage account, you will be eligible for the following sales charge waivers (front-end sales charge waivers and contingent deferred sales charge ("CDSC"), or back-end sales charge, waivers), share class conversion policy and discounts, which may differ from those disclosed elsewhere in this fund's prospectus or statement of additional information.

Front-end sales charge waivers on Class A shares available at JP Morgan Securities LLC

- Shares exchanged from Class C (i.e., level-load) shares of the same fund pursuant to JP Morgan Securities LLC's policies relating to sales load discounts and waivers
- Shares purchased through rights of reinstatement
- Shares purchased through reinvestment of capital gains distributions and dividend reinvestment when purchasing shares of the same fund (but not any other fund within the fund family)
- Shares purchased by employees and registered representatives of JP Morgan Securities LLC or its affiliates and their spouse or financial dependent

Class C to Class A share conversion

- A shareholder in the fund's Class C shares will have their shares converted to Class A shares (or the appropriate share class) of the same fund if the shares are no longer subject to a CDSC and the conversion is consistent with JP Morgan Securities LLC's policies and procedures

JP Morgan Securities LLC Class R-4 share employer-sponsored retirement plan eligibility

- Qualified employer-sponsored defined contribution and defined benefit retirement plans, nonqualified deferred compensation plans, other employee benefit plans and trusts used to fund those plans. For purposes of this provision, such plans do not include SEP IRAs, SIMPLE IRAs, SARSEPs or 501(c)(3) accounts

CDSC waivers on Class A and Class C shares available at JP Morgan Securities LLC

- Shares sold upon the death or disability of the shareholder

- Shares sold as part of a systematic withdrawal plan as described in the fund's prospectus
- Shares purchased in connection with a return of excess contributions from an IRA account
- Shares sold as part of a required minimum distribution for IRA and retirement accounts pursuant to the Internal Revenue Code
- Shares acquired through a right of reinstatement

Front-end load discounts available at JP Morgan Securities LLC: breakpoints, rights of accumulation & letters of intent

- Breakpoints as described in the prospectus
- Rights of Accumulation ("ROA") which entitle shareholders to breakpoint discounts as described in the fund's prospectus will be automatically calculated based on the aggregated holding of fund family assets held by accounts within the purchaser's household at JP Morgan Securities LLC. Eligible fund family assets not held at JP Morgan Securities LLC (including 529 program holdings, where applicable) may be included in the ROA calculation only if the shareholder notifies their financial advisor about such assets
- Letters of Intent ("LOI") which allow for breakpoint discounts based on anticipated purchases within a fund family, through JP Morgan Securities LLC, over a 13-month period of time (if applicable)

Merrill Lynch, Pierce, Fenner & Smith ("Merrill Lynch")

Purchases or sales of front-end (i.e., Class A) or level-load (i.e., Class C) mutual fund shares through a Merrill Lynch platform or account will be eligible only for the following sales load waivers (front-end, contingent deferred, or back-end waivers) and discounts, which differ from those disclosed elsewhere in this Fund's prospectus. Purchasers will have to buy mutual fund shares directly from the mutual fund company or through another intermediary to be eligible for waivers or discounts not listed below.

It is the client's responsibility to notify Merrill Lynch at the time of purchase or sale of any relationship or other facts that qualify the transaction for a waiver or discount. A Merrill Lynch representative may ask for reasonable documentation of such facts and Merrill Lynch may condition the granting of a waiver or discount on the timely receipt of such documentation.

Additional information on waivers and discounts is available in the Merrill Lynch Sales Load Waiver and Discounts Supplement (the "Merrill Lynch SLWD Supplement") and in the Mutual Fund Investing at Merrill Lynch pamphlet at ml.com/funds. Clients are encouraged to review these documents and speak with their financial advisor to determine whether a transaction is eligible for a waiver or discount.

Front-end load waivers available at Merrill Lynch

- Employer-sponsored retirement, deferred compensation and employee benefit plans (including health savings accounts) and trusts used to fund those plans, provided that the shares are not held in a commission-based brokerage account and shares are held for the benefit of the plan. Except as provided below, Class A shares are not currently available to new plans described in this waiver. Plans that invested in Class A shares of any of the funds without any sales charge before April 1, 2004, and that continue to meet the eligibility requirements in effect as of that date for purchasing Class A shares at net asset value, may continue to purchase American Funds Class A shares without any initial or contingent deferred sales charge
- Shares purchased through a Merrill Lynch investment advisory program. Class A shares are not currently available in the programs described in this waiver
- Brokerage class shares exchanged from advisory class shares due to the holdings moving from a Merrill Lynch investment advisory program to a Merrill Lynch brokerage account
- Shares purchased through the systematic reinvestment of capital gains distributions and dividend reinvestment when purchasing shares of the same mutual fund in the same account
- Shares exchanged from level-load shares to front-end load shares of the same mutual fund in accordance with the description in the Merrill Lynch SLWD Supplement
- Shares purchased by eligible employees of Merrill Lynch or its affiliates and their family members who purchase shares in accounts within the employee's Merrill Lynch Household (as defined in the Merrill Lynch SLWD Supplement)
- Shares purchased by eligible persons associated with the fund as defined in this prospectus (e.g., the fund's officers or trustees)
- Shares purchased from the proceeds of a mutual fund redemption in front-end load shares provided (1) the repurchase is in a mutual fund within the same fund family; (2) the repurchase occurs within 90 calendar days from the redemption trade date; and (3) the redemption and purchase occur in the same account (known as Rights of Reinstatement). Automated transactions (i.e., systematic purchases and withdrawals) and purchases made after shares are automatically sold to pay Merrill Lynch's account maintenance fees are not eligible for Rights of Reinstatement

Contingent Deferred Sales Charge ("CDSC") waivers on front-end, back-end, and level load shares available at Merrill Lynch

- Shares sold due to the client's death or disability (as defined by Internal Revenue Code Section 22(e)(3))
- Shares sold pursuant to a systematic withdrawal program subject to Merrill Lynch's maximum systematic withdrawal limits as described in the Merrill Lynch SLWD Supplement
- Shares sold due to return of excess contributions from an IRA account
- Shares sold as part of a required minimum distribution for IRA and retirement accounts due to the investor reaching the qualified age based on applicable IRS regulation

- Front-end or level-load shares held in commission-based, non-taxable retirement brokerage accounts (e.g., traditional, Roth, rollover, SEP IRAs, Simple IRAs, SARSEPs or Keogh plans) that are transferred to fee-based accounts or platforms and exchanged for a lower cost share class of the same mutual fund

Front-end load discounts available at Merrill Lynch: breakpoints, rights of accumulation & letters of intent

- Breakpoint discounts, as described in this prospectus, where the sales load is at or below the maximum sales load that Merrill Lynch permits to be assessed to a front-end load purchase, as described in the Merrill Lynch SLWD Supplement
- Rights of Accumulation (ROA), as described in the Merrill Lynch SLWD Supplement, which entitle clients to breakpoint discounts based on the aggregated holdings of mutual fund family assets held in accounts in their Merrill Lynch Household
- Letters of Intent (LOI), which allow for breakpoint discounts on eligible new purchases based on anticipated future eligible purchases within a fund family at Merrill Lynch, in accounts within your Merrill Lynch Household, as further described in the Merrill Lynch SLWD Supplement

Morgan Stanley Wealth Management (“Morgan Stanley”)

Morgan Stanley Class A share front-end sales charge waiver

Morgan Stanley clients purchasing or converting to Class A shares of the fund through Morgan Stanley transactional brokerage accounts are entitled to a waiver of the front-end load in the following additional circumstances:

- Morgan Stanley employee and employee-related accounts according to Morgan Stanley’s account linking rules
- Shares purchased through reinvestment of dividends and capital gains distributions when purchasing shares of the same fund
- Class C (level load) share positions that are no longer subject to a contingent deferred sales charge and are converted to a Class A share in the same fund pursuant to Morgan Stanley’s share class conversion program
- Morgan Stanley, on your behalf, can convert Class F-1 shares to Class A shares without a front-end sales charge if they were initially transferred to the transactional brokerage account or converted from Class C shares
- Shares purchased from the proceeds of redemptions within the same fund family under a Rights of Reinstatement provision, provided the repurchase occurs within 90 days following the redemption, the redemption and purchase occur in the same account, and redeemed shares were subject to a front-end or deferred sales load. This waiver is not available for 529 Plan accounts maintained through Morgan Stanley. Investors wishing to utilize this privilege will need to do so through an account held directly with the Plan or a financial intermediary that supports this feature
- Investors purchasing through a Morgan Stanley self-directed brokerage account and/or E*TRADE from Morgan Stanley may invest in Class A shares without a front-end sales charge

Morgan Stanley clients purchasing or converting to Class 529-A shares of the fund through Morgan Stanley transactional brokerage accounts are entitled to a waiver of the front-end load in the following additional circumstances:

- Shares purchased through a rollover from another 529 plan
- Recontribution(s) of a refunded qualified higher education expense

Unless specifically described above, no other front-end load waivers are available to mutual fund purchases by Morgan Stanley clients.

Morgan Stanley Class R-4 share employer-sponsored retirement plan eligibility

Employer-sponsored retirement plans (e.g., 401(k) plans, 457 plans, employer-sponsored 403(b) plans, profit sharing and money purchase pension plans and defined benefit plans). For purposes of this provision, employer-sponsored retirement plans do not include SEP IRAs, SIMPLE IRAs, SARSEPs or Keogh plans.

Northwestern Mutual Investment Services, LLC (“NMIS”)

Rights of accumulation on SIMPLE IRAs held at NMIS

Effective March 31, 2022, for SIMPLE IRA plans where the plan is held on the SIMPLE IRA platform at NMIS through its clearing firm, Pershing LLC, each linked participant account will be aggregated at either the plan level or the individual level for rights of accumulation (ROA), depending on which aggregation method results in a greater breakpoint discount on front-end sales charges for the participant.

Class A and C share purchases in owner-only 401(k) plans held at NMIS

For 401(k) plans held at NMIS through its clearing firm, Pershing LLC, that cover only owners and their spouses and are not subject to ERISA, participants may purchase Class A shares with the applicable front-end sales charge or Class C shares with the applicable contingent deferred sales charge, in accordance with NMIS’s share class policies applicable to such plans.

Oppenheimer & Co., Inc. (“OPCO”)

Effective June 1, 2020, shareholders purchasing fund shares through an OPCO platform or account are eligible only for the following load waivers (front-end sales charge waivers and contingent deferred, or back-end, sales charge waivers) and discounts, which may differ from those disclosed elsewhere in this fund’s prospectus or SAI.

Front-end sales load waivers on Class A shares available at OPCO

- Shares purchased through reinvestment of capital gains distributions and dividend reinvestment when purchasing shares of the same fund (but not any other fund within the fund family)
- Shares purchased from the proceeds of redemptions within the same fund family, provided (1) the repurchase occurs within 90 days following the redemption, (2) the redemption and purchase occur in the same account, and (3) redeemed shares were subject to a front-end or deferred sales load (known as Rights of Restatement)
- A shareholder in the fund's Class C shares will have their shares converted at net asset value to Class A shares (or the appropriate share class) of the fund if the shares are no longer subject to a CDSC and the conversion is in line with the policies and procedures of OPCO
- Employees and registered representatives of OPCO or its affiliates and their family members
- Directors or trustees of the fund, and employees of the fund's investment adviser or any of its affiliates, as described in this prospectus

[CDSC waivers on Class A and C shares available at OPCO](#)

- Death or disability of the shareholder
- Shares sold as part of a systematic withdrawal plan as described in the fund's prospectus
- Return of excess contributions from an IRA Account
- Shares sold as part of a required minimum distribution for IRA and retirement accounts due to the shareholder reaching the qualified age based on applicable IRS regulations as described in the prospectus
- Shares sold to pay OPCO fees but only if the transaction is initiated by OPCO
- Shares acquired through a right of reinstatement

[Front-end load discounts available at OPCO: breakpoints, rights of accumulation and letters of intent](#)

- Breakpoints as described in this prospectus
- Rights of accumulation (ROA) which entitle shareholders to breakpoint discounts will be automatically calculated based on the aggregated holding of fund family assets held by accounts within the purchaser's household at OPCO. Eligible fund family assets not held at OPCO may be included in the ROA calculation only if the shareholder notifies his or her financial advisor about such assets

[Raymond James & Associates, Inc., Raymond James Financial Services, Inc., and each entity's affiliates \("Raymond James"\)](#)

Shareholders purchasing fund shares through a Raymond James platform or account, or through an introducing broker-dealer or independent registered investment adviser for which Raymond James provides trade execution, clearance, and/or custody services, will be eligible only for the following sales charge waivers (front-end sales charge waivers and contingent deferred, or back-end, sales charge waivers) and discounts, which may differ from those disclosed elsewhere in this fund's prospectus or SAI.

[Front-end sales charge waivers on Classes A and 529-A shares available at Raymond James](#)

- Shares purchased within the same fund family through a systematic reinvestment of capital gains and dividend distributions
- Employees and registered representatives of Raymond James or its affiliates and their family members as designated by Raymond James
- Shares purchased from the proceeds of redemptions within the same fund family, provided (1) the repurchase occurs within 90 days following the redemption, (2) the redemption and purchase occur in the same account, and (3) redeemed shares were subject to a front-end or deferred sales charge (known as Rights of Reinstatement)
- A shareholder in the Fund's Class C shares will have their shares converted at net asset value to Class A shares (or the appropriate share class) of the Fund if the shares are no longer subject to a CDSC and the conversion is in line with the policies and procedures of Raymond James
- Purchases of Class 529-A shares through a rollover from another 529 plan

[CDSC waivers on Classes A and C shares available at Raymond James](#)

- Death or disability of the shareholder
- Shares sold as part of a systematic withdrawal plan as described in the fund's prospectus
- Return of excess contributions from an IRA Account
- Shares sold as part of a required minimum distribution for IRA and retirement accounts due to the shareholder reaching the qualified age based on applicable IRS regulations as described in the fund's prospectus
- Shares sold to pay Raymond James fees but only if the transaction is initiated by Raymond James
- Shares acquired through a right of reinstatement

[Front-end sales charge discounts available at Raymond James: breakpoints, rights of accumulation and/or letters of intent](#)

- Breakpoints as described in this prospectus
- Rights of accumulation which entitle shareholders to breakpoint discounts will be automatically calculated based on the aggregated holding of fund family assets held by accounts within the purchaser's household at Raymond James. Eligible fund family assets not held at Raymond James may be included in the calculation of the rights of accumulation only if the shareholder notifies his or her financial advisor about such assets

- Letters of intent which allow for breakpoint discounts based on anticipated purchases within a fund family, over a 13-month time period. Eligible fund family assets not held at Raymond James may be included in the calculation of letters of intent only if the shareholder notifies his or her financial advisor about such assets

Robert W. Baird & Co. Incorporated (“Baird”)

Shareholders purchasing fund shares through a Baird platform or account will only be eligible for the following sales charge waivers (front-end sales charge waivers and CDSC waivers) and discounts, which may differ from those disclosed elsewhere in this prospectus or the SAI.

Front-end sales charge waivers on Class A shares available at Baird

- Shares purchased through reinvestment of capital gains distributions and dividend reinvestment when purchasing shares of the same fund
- Shares purchased by employees and registered representatives of Baird or its affiliate and their family members as designated by Baird
- Shares purchased from the proceeds of redemptions from another fund, provided (1) the repurchase occurs within 90 days following the redemption, (2) the redemption and purchase occur in the same accounts, and (3) redeemed shares were subject to a front-end or deferred sales charge (known as rights of reinstatement)
- A shareholder in the fund’s Class C shares will have their shares converted at net asset value to Class A shares of the fund if the shares are no longer subject to CDSC and the conversion is in line with the policies and procedures of Baird

- Charitable accounts in a transactional brokerage account at Baird

CDSC waivers on Class A and C shares available at Baird

- Shares sold due to death or disability of the shareholder
- Shares sold as part of a systematic withdrawal plan as described in the fund’s prospectus
- Shares bought due to returns of excess contributions from an IRA Account
- Shares sold as part of a required minimum distribution for IRA and retirement accounts due to the shareholder reaching the qualified age based on applicable IRS regulations as described in the fund’s prospectus
- Shares sold to pay Baird fees but only if the transaction is initiated by Baird
- Shares acquired through a right of reinstatement

Front-end sales charge discounts available at Baird: breakpoints and/or rights of accumulation

- Breakpoints as described in this prospectus
- Rights of accumulation which entitles shareholders to breakpoint discounts will be automatically calculated based on the aggregated holding of fund family assets held by accounts within the purchaser’s household at Baird. Eligible fund family assets not held at Baird may be included in the rights of accumulation calculation only if the shareholder notifies his or her financial advisor about such assets
- Letters of intent (LOI) allow for breakpoint discounts based on anticipated purchases of fund family assets through Baird, over a 13-month period of time

Stifel, Nicolaus & Company, Incorporated (“Stifel”) and its broker dealer affiliates

Effective September 27, 2024, shareholders purchasing or holding fund shares, including existing fund shareholders, through a Stifel or affiliated platform that provides trade execution, clearance, and/or custody services, will be eligible for the following sales charge load waivers (including front-end sales charge waivers and contingent deferred, or back-end, sales charge (“CDSC”) waivers) and discounts, which may differ from those disclosed elsewhere in the fund’s prospectus or SAI.

Class A Shares

As described elsewhere in this prospectus, Stifel may receive compensation out of the front-end sales charge if you purchase Class A shares through Stifel.

Rights of accumulation

- Rights of accumulation (“ROA”) that entitle shareholders to breakpoint discounts on front-end sales charges will be calculated by Stifel based on the aggregated holding of eligible assets in the American Funds held by accounts within the purchaser’s household at Stifel. Ineligible assets include Class A money market funds not assessed a sales charge. Fund family assets not held at Stifel may be included in the calculation of ROA only if the shareholder notifies his or her financial advisor about such assets
- The employer maintaining a SEP IRA plan and/or SIMPLE IRA plan may elect to establish or change ROA for the IRA accounts associated with the plan to a plan-level grouping as opposed to including all share classes at a shareholder or pricing group level

Front-end sales charge waivers on Class A shares available at Stifel

Sales charges may be waived for the following shareholders and in the following situations:

- Class C shares that have been held for more than seven (7) years may be converted to Class A or other Front-end share class(es) of the same fund pursuant to Stifel’s policies and procedures. To the extent that this prospectus elsewhere provides for a waiver with respect to the exchange or conversion of such shares following a shorter holding period, those provisions shall continue to apply
- Shares purchased by employees and registered representatives of Stifel or its affiliates and their family members as designated by Stifel
- Shares purchased in an Stifel fee-based advisory program, often referred to as a “wrap” program

- Shares purchased through reinvestment of capital gains distributions and dividend reinvestment when purchasing shares of the same or other fund within the fund family
- Shares purchased from the proceeds of redeemed shares of the same fund family so long as the proceeds are from the sale of shares from an account with the same owner/beneficiary within 90 days of the purchase. For the absence of doubt, automated transactions (i.e., systematic purchases, including salary deferral transactions and withdrawals) and purchases made after shares are sold to cover Stifel's account maintenance fees are not eligible for rights of reinstatement
- Shares from rollovers into Stifel custodied IRA from retirement plans
- Shares exchanged into Class A shares from another share class so long as the exchange is into the same fund and was initiated at the direction of Stifel. Stifel is responsible for any remaining CDSC due to the fund company, if applicable. Any future purchases are subject to the applicable sales charge as disclosed in the prospectus
- Purchases of Class 529-A shares through a rollover from another 529 plan
- Purchases of Class 529-A shares made for reinvestment of refunded amounts

[CDSC Waivers on Class A and C Shares](#)

- Death or disability of the shareholder or, in the case of 529 plans, the account beneficiary
- Shares sold as part of a systematic withdrawal plan not to exceed 12% annually
- Return of excess contributions from an IRA Account
- Shares sold as part of a required minimum distribution for IRA and retirement accounts due to the shareholder reaching the qualified age based on applicable IRS regulations.
- Shares acquired through a right of reinstatement
- Shares sold to pay Stifel fees or costs in such cases where the transaction is initiated by Stifel

[Share Class Conversions in Advisory Accounts](#)

Stifel continually looks to provide our clients with the lowest cost share class available based on account type. Stifel reserves the right to convert shares to the lowest cost share class available at Stifel upon transfer of shares into an advisory program.

[U.S. Bancorp Investments, Inc.](#)

Class C to Class A share conversions at U.S. Bancorp Investments, Inc.

Effective November 30, 2020, a shareholder in the fund's Class C shares will have their shares systematically converted at net asset value to Class A shares of the same fund in the month of the six-year anniversary of the purchase date, if the shares are no longer subject to a CDSC and the conversion is consistent with U.S. Bancorp Investments, Inc. share class exchange policy. This policy does not apply to accounts held with the fund's transfer agent. Accounts held with the fund's transfer agent will convert pursuant to the fund's policy described in this prospectus.

Appendix

Moody's long-term rating scale

Aaa – Obligations rated Aaa are judged to be of the highest quality, subject to the lowest level of credit risk.

Aa – Obligations rated Aa are judged to be of high quality and are subject to very low credit risk.

A – Obligations rated A are considered upper-medium grade and are subject to low credit risk.

Baa – Obligations rated Baa are judged to be medium grade and subject to moderate credit risk and as such may possess certain speculative characteristics.

Ba – Obligations rated Ba are judged to be speculative and are subject to substantial credit risk.

B – Obligations rated B are considered speculative and are subject to high credit risk.

Caa – Obligations rated Caa are judged to be speculative and of poor standing and are subject to very high credit risk.

Ca – Obligations rated Ca are highly speculative and are likely in, or very near, default, with some prospect of recovery of principal and interest.

C – Obligations rated C are the lowest rated and are typically in default, with little prospect for recovery of principal or interest.

Note: Moody's appends numerical modifiers 1, 2 and 3 to each generic rating classification from Aa through Caa. The modifier 1 indicates that the obligation ranks in the higher end of its generic rating category; the modifier 2 indicates a mid-range ranking; and the modifier 3 indicates a ranking in the lower end of that generic rating category. Additionally, a "(hyb)" indicator is appended to all ratings of hybrid securities issued by banks, insurers, finance companies and securities firms.

S&P Global Ratings long-term-issue credit ratings

S&P Global Ratings ("S&P") rates the long-term debt securities of various entities in categories ranging from AAA to D according to quality. The ratings from AA to CCC may be modified by the addition of a plus (+) or minus (-) sign to show relative standing within the major rating categories. Ratings are described as follows:

AAA – An obligation rated AAA has the highest rating assigned by S&P. The obligor's capacity to meet its financial commitments on the obligation is extremely strong.

AA – An obligation rated AA differs from the highest rated obligations only in a small degree. The obligor's capacity to meet its financial commitments on the obligation is very strong.

A – An obligation rated A is somewhat more susceptible to the adverse effects of changes in circumstances and economic conditions than obligations in higher rated categories. However, the obligor's capacity to meet its financial commitments on the obligation is still strong.

BBB – An obligation rated BBB exhibits adequate protection parameters. However, adverse economic conditions or changing circumstances are more likely to weaken the obligor's capacity to meet its financial commitment on the obligation.

BB, B, CCC, CC and C – Obligations rated BB, B, CCC, CC and C are regarded as having significant speculative characteristics. BB indicates the least degree of speculation and C the highest. While such obligations will likely have some quality and protective characteristics, these may be outweighed by large uncertainties or major exposures to adverse conditions.

BB – An obligation rated BB is less vulnerable to nonpayment than other speculative issues. However, it faces major ongoing uncertainties or exposure to adverse business, financial or economic conditions that could lead to the obligor's inadequate capacity to meet its financial commitments on the obligation.

B – An obligation rated B is more vulnerable to nonpayment than obligations rated BB, but the obligor currently has the capacity to meet its financial commitments on the obligation. Adverse business, financial or economic conditions will likely impair the obligor's capacity or willingness to meet its financial commitments on the obligation.

CCC – An obligation rated CCC is currently vulnerable to nonpayment and is dependent upon favorable business, financial and economic conditions for the obligor to meet its financial commitments on the obligation. In the event of adverse business, financial or economic conditions, the obligor is not likely to have the capacity to meet its financial commitments on the obligation.

CC – An obligation rated CC is currently highly vulnerable to nonpayment. The CC rating is used when a default has not occurred, but S&P expects default to be a virtual certainty, regardless of the anticipated time to default.

C – An obligation rated C is currently highly vulnerable to nonpayment, and the obligation is expected to have lower relative seniority or lower ultimate recovery compared to obligations that are rated higher.

D – An obligation rated D is in default or in breach of an imputed promise. For non-hybrid capital instruments, the D rating category is used when payments on an obligation are not made on the date due, unless S&P believes that such payments will be made within the next five business days in the absence of a stated grace period or within the earlier of the stated grace period or the next 30 calendar days. The D rating also will be used upon the filing of a bankruptcy petition or the taking of similar action and where default on an obligation is a virtual certainty, for example due to automatic stay provisions. A rating on an obligation is lowered to D if it is subject to a distressed debt restructuring.

Plus (+) or minus (-) – The ratings from AA to CCC may be modified by the addition of a plus or minus sign to show relative standing within the major rating categories.

NR – Indicates that a rating has not been assigned or is no longer assigned.

Fitch Ratings, Inc. long-term credit ratings

AAA – Highest credit quality. AAA ratings denote the lowest expectation of default risk. They are assigned only in case of exceptionally strong capacity for payment of financial commitments. This capacity is highly unlikely to be adversely affected by foreseeable events.

AA – Very high credit quality. AA ratings denote expectations of very low default risk. They indicate very strong capacity for payment of financial commitments. This capacity is not significantly vulnerable to foreseeable events.

A – High credit quality. A ratings denote expectations of low default risk. The capacity for payment of financial commitments is considered strong. This capacity may, nevertheless, be more vulnerable to changes in circumstances or in economic conditions than is the case for higher ratings.

BBB – Good credit quality. BBB ratings indicate that expectations of default risk are low. The capacity for payment of financial commitments is considered adequate but adverse changes in circumstances and economic conditions are more likely to impair this capacity.

BB – Speculative. BB ratings indicate an elevated vulnerability to default risk, particularly in the event of adverse changes in business or economic conditions over time; however, business or financial flexibility exists which supports the servicing of financial commitments.

B – Highly speculative. B ratings indicate that material default risk is present, but a limited margin of safety remains. Financial commitments are currently being met; however, capacity for continued payment is vulnerable to deterioration in the business and economic environment.

CCC – Substantial credit risk. Default is a real possibility.

CC – Very high levels of credit risk. Default of some kind appears probable.

C – Exceptionally high levels of credit risk. Default is imminent or inevitable, or the issuer is in standstill. Conditions that are indicative of a C category rating for an issuer include:

- The issuer has entered into a grace or cure period following nonpayment of a material financial obligation;
- The issuer has entered into a temporary negotiated waiver or standstill agreement following a payment default on a material financial obligation; or
- Fitch Ratings otherwise believes a condition of RD or D to be imminent or inevitable, including through the formal announcement of a distressed debt exchange.

RD – Restricted default. RD ratings indicate an issuer that in Fitch Ratings’ opinion has experienced an uncured payment default on a bond, loan or other material financial obligation but which has not entered into bankruptcy filings, administration, receivership, liquidation or other formal winding up procedure, and which has not otherwise ceased operating. This would include:

- The selective payment default on a specific class or currency of debt;
- The uncured expiry of any applicable grace period, cure period or default forbearance period following a payment default on a bank loan, capital markets security or other material financial obligation;
- The extension of multiple waivers or forbearance periods upon a payment default on one or more material financial obligations, either in series or in parallel; or
- Execution of a distressed debt exchange on one or more material financial obligations.

D – Default. D ratings indicate an issuer that in Fitch Ratings’ opinion has entered into bankruptcy filings, administration, receivership, liquidation or other formal winding up procedure, or which has otherwise ceased business.

Default ratings are not assigned prospectively to entities or their obligations; within this context, nonpayment on an instrument that contains a deferral feature or grace period will generally not be considered a default until after the expiration of the deferral or grace period, unless a default is otherwise driven by bankruptcy or other similar circumstance, or by a distressed debt exchange.

Imminent default typically refers to the occasion where a payment default has been intimated by the issuer, and is all but inevitable. This may, for example, be where an issuer has missed a scheduled payment, but (as is typical) has a grace period during which it may cure the payment default. Another alternative would be where an issuer has formally announced a distressed debt exchange, but the date of the exchange still lies several days or weeks in the immediate future.

In all cases, the assignment of a default rating reflects the agency’s opinion as to the most appropriate rating category consistent with the rest of its universe of ratings, and may differ from the definition of default under the terms of an issuer’s financial obligations or local commercial practice.

Note: The modifiers “+” or “-” may be appended to a rating to denote relative status within major rating categories. Such suffixes are not added to the AAA long-term rating category, or to categories below B.

For shareholder services and 24-hour information

American Funds Service Company
(800) 421-4225
capitalgroup.com

For retirement plan services

Call your employer or plan administrator

Telephone calls you have with Capital Group may be monitored or recorded for quality assurance, verification and recordkeeping purposes. By speaking to Capital Group on the telephone, you consent to such monitoring and recording.

Annual/Semi-annual report to shareholders and Form N-CSR Additional information about the fund's investments is available in the fund's annual and semi-annual reports to shareholders and in the Form N-CSR on file with the U.S. Securities and Exchange Commission ("SEC"). In the fund's annual report, you will find a summary discussion of the key market conditions and investment strategies that significantly affected the fund's performance during its last fiscal year. In Form N-CSR, you will find the fund's annual and semi-annual financial statements.

Statement of additional information (SAI) and codes of ethics The current SAI, as amended from time to time, contains more detailed information about the fund, including the fund's financial statements, and is incorporated by reference into this prospectus. This means that the current SAI, for legal purposes, is part of this prospectus. The codes of ethics describe the personal investing policies adopted by the fund, the fund's investment adviser and its affiliated companies.

The codes of ethics and current SAI are on file with the SEC. These and other related materials about the fund are available for review on the EDGAR database on the SEC's website at sec.gov or, after payment of a duplicating fee, via email request to publicinfo@sec.gov. The codes of ethics, current SAI, shareholder reports and other information such as the fund's financial statements are also available, free of charge, on our website, capitalgroup.com.

E-delivery and household mailings Each year you are automatically sent an updated summary prospectus and annual and semi-annual reports for the fund. You may also occasionally receive proxy statements for the fund. In order to reduce the volume of mail you receive, when possible, only one copy of these documents will be sent to shareholders who are part of the same family and share the same household address. You may elect to receive these documents electronically in lieu of paper form by enrolling in e-delivery on our website, capitalgroup.com.

If you would like to opt out of household-based mailings or receive a complimentary copy of the current SAI, codes of ethics or annual/semi-annual report to shareholders, please call American Funds Service Company at (800) 421-4225 or write to the secretary of the fund at 333 South Hope Street, Los Angeles, California 90071-1406, or for American Funds Tax-Exempt Fund of New York at 6455 Irvine Center Drive, Irvine, California 92618.