






A model portfolio for every investor

Built with six
Morningstar Thrilling 30 funds*

American Funds Model Portfolios at UBS are monitored by our Portfolio Solutions Committee (PSC). The models represent this team's best thinking on how to construct portfolios that pursue a wide variety of client goals.

Explore American Funds core model portfolios available on ACCESS

Underlying fund (Ticker, F-2 for mutual funds) allocation as of March 31, 2024

Aggressive	Moderately Aggressive	Moderate	Moderately Conservative	Conservative
<p>American Funds Moderate Growth Model Portfolio</p> 	<p>American Funds Moderate Growth and Income Model Portfolio</p> 	<p>American Funds Conservative Growth and Income Model Portfolio</p> 	<p>American Funds Conservative Income and Growth Model Portfolio</p> 	<p>American Funds Conservative Income Model Portfolio</p> 
<p>GROWTH</p> <p>The Growth Fund of America® (GFFFX) 20%</p> <p>AMCAP Fund® (AMCFX) 10%</p> <p>SMALLCAP World Fund® (SMCFX) 10%</p>	<p>GROWTH</p> <p>New Perspective Fund® (ANWFX) 5%</p> <p>SMALLCAP World Fund (SMCFX) 5%</p> <p>GROWTH AND INCOME</p> <p>Washington Mutual Investors Fund (WMFFX) 15%</p>	<p>GROWTH AND INCOME</p> <p>American Mutual Fund® (AMRFX) 10%</p> <p>Washington Mutual Investors Fund (WMFFX) 10%</p> <p>EQUITY INCOME</p> <p>Capital Income Builder® (CAIFX) 19%</p> <p>The Income Fund of America® (AMEFX) 19%</p>	<p>GROWTH AND INCOME</p> <p>American Mutual Fund (AMRFX) 15%</p> <p>Capital World Growth and Income Fund (WGIFX) 5%</p> <p>EQUITY INCOME</p> <p>The Income Fund of America (AMEFX) 10%</p> <p>BALANCED</p> <p>American Balanced Fund (AMBFX) 10%</p>	<p>GROWTH AND INCOME</p> <p>American Mutual Fund (AMRFX) 10%</p> <p>EQUITY INCOME</p> <p>The Income Fund of America (AMEFX) 10%</p> <p>BALANCED</p> <p>American Balanced Fund (AMBFX) 5%</p> <p>BOND</p> <p>Intermediate Bond Fund of America (IBAFX) 25%</p> <p>The Bond Fund of America (ABNFX) 20%</p> <p>Short-Term Bond Fund of America® (SBFFX) 15%</p> <p>American Funds Strategic Bond Fund (ANBFX) 10%</p> <p>American Funds Multi-Sector Income Fund (MIAYX) 5%</p>
<p>GROWTH AND INCOME</p> <p>Capital World Growth and Income Fund® (WGIFX) 20%</p> <p>Fundamental Investors® (FINFX) 10%</p> <p>The Investment Company of America® (ICAFX) 10%</p>	<p>GROWTH AND INCOME</p> <p>Capital World Growth and Income Fund (WGIFX) 10%</p> <p>EQUITY INCOME</p> <p>The Income Fund of America® (AMEFX) 10%</p>	<p>BOND</p> <p>American Funds Strategic Bond Fund (ANBFX) 16%</p> <p>The Bond Fund of America (ABNFX) 16%</p> <p>American Funds Multi-Sector Income Fund (MIAYX) 10%</p>	<p>BALANCED</p> <p>American Balanced Fund (AMBFX) 10%</p> <p>American Funds Global Balanced Fund (GBLFX) 5%</p> <p>BOND</p> <p>The Bond Fund of America (ABNFX) 20%</p> <p>American Funds Multi-Sector Income Fund (MIAYX) 15%</p> <p>American Funds Strategic Bond Fund (ANBFX) 10%</p> <p>American Funds Multi-Sector Income Fund (MIAYX) 10%</p> <p>Intermediate Bond Fund of America® (IBAFX) 10%</p>	<p>BALANCED</p> <p>American Balanced Fund (AMBFX) 10%</p> <p>American Funds Global Balanced Fund (GBLFX) 15%</p> <p>BOND</p> <p>American Funds Multi-Sector Income Fund (MIAYX) 5%</p> <p>American Funds Strategic Bond Fund (ANBFX) 5%</p> <p>The Bond Fund of America® (ABNFX) 5%</p>
FOA CODES¹ N535	FOA CODES¹ N536	FOA CODES¹ N537	FOA CODES¹ N538	FOA CODES¹ N539

*Source: Morningstar, "The Thrilling 30" by Russel Kinnel, September 29, 2023. Morningstar's screening took into consideration expense ratios, manager ownership, returns over manager's tenure and Morningstar Risk, Medalist and Parent ratings. The universe was limited to share classes accessible to individual investors with a minimum investment no greater than \$50,000, did not include funds of funds and must be rated by Morningstar analysts. Class A shares were evaluated for American Funds. Not all models include funds that made the list or all six funds. Underlying funds may change over time. The Thrilling 30 list includes American Balanced Fund, American Mutual Fund, Capital Income Builder, The Growth Fund of America, The Income Fund of America, The New Economy Fund and New Perspective Fund. Visit morningstar.com for more details.

¹FOA codes are product identifiers for financial professionals on UBS investment management platforms.

Investments are not FDIC-insured, nor are they deposits of or guaranteed by a bank or any other entity, so they may lose value.

Model portfolios are only available through registered investment advisers. This content is intended for registered investment advisers and their clients.

Discover American Funds tax-aware model portfolios available on ACCESS

Underlying fund (Ticker, F-2 for mutual funds) allocation as of March 31, 2024

Aggressive	Moderately Aggressive	Moderate	Moderately Conservative	Conservative
American Funds Tax-Aware Moderate Growth Model Portfolio	American Funds Tax-Aware Moderate Growth and Income Model Portfolio	American Funds Tax-Aware Conservative Growth and Income Model Portfolio	American Funds Tax-Aware Conservative Income and Growth Model Portfolio	American Funds Tax-Aware Conservative Income Model Portfolio
GROWTH	GROWTH	GROWTH AND INCOME	GROWTH AND INCOME	GROWTH AND INCOME
Capital Group Growth ETF (CGGR) 25%	Capital Group Global Growth Equity ETF (CGGO) 5%	Capital World Growth and Income Fund (WGIFX) 20%	Capital Group Dividend Value ETF (CGDV) 15%	American Mutual Fund (AMRFX) 10%
SMALLCAP World Fund (SMCFX) 10%	SMALLCAP World Fund (SMCFX) 5%	Capital Group Dividend Value ETF (CGDV) 15%	Capital World Growth and Income Fund (WGIFX) 15%	Capital Group Dividend Value ETF (CGDV) 5%
AMCAP Fund (AMCFX) 5%	GROWTH AND INCOME	American Mutual Fund (AMRFX) 10%	American Mutual Fund (AMRFX) 10%	Capital World Growth and Income Fund (WGIFX) 5%
American Funds Global Insight Fund (AGVGX) 5%	Capital World Growth and Income Fund (WGIFX) 20%	Washington Mutual Investors Fund (WMFFX) 5%	TAX-EXEMPT BOND	TAX-EXEMPT BOND
GROWTH AND INCOME	Capital Group Core Equity ETF (CGUS) 15%	TAX-EXEMPT BOND	American High-Income Municipal Bond Fund (AHMFX) 20%	Limited Term Tax-Exempt Bond Fund of America (LTEFX) 25%
Capital Group Core Equity ETF (CGUS) 25%	Capital Group Dividend Value ETF (CGDV) 15%	American High-Income Municipal Bond Fund (AHMFX) 25%	The Tax-Exempt Bond Fund of America (TEAFX) 20%	American Funds Short-Term Tax-Exempt Bond Fund (ASTFX) 20%
Capital World Growth and Income Fund (WGIFX) 20%	Washington Mutual Investors Fund (WMFFX) 5%	The Tax-Exempt Bond Fund of America (TEAFX) 15%	Limited Term Tax-Exempt Bond Fund of America (LTEFX) 15%	The Tax-Exempt Bond Fund of America (TEAFX) 20%
TAX-EXEMPT BOND	TAX-EXEMPT BOND	Limited Term Tax-Exempt Bond Fund of America® (LTEFX) 10%	American Funds Short-Term Tax-Exempt Bond Fund® (ASTFX) 5%	American High-Income Municipal Bond Fund (AHMFX) 15%
American High-Income Municipal Bond Fund® (AHMFX) 5%	American High-Income Municipal Bond Fund (AHMFX) 20%			
The Tax-Exempt Bond Fund of America® (TEAFX) 5%	The Tax-Exempt Bond Fund of America (TEAFX) 15%			
FOA CODES* N530	FOA CODES* N531	FOA CODES* N532	FOA CODES* N533	FOA CODES* N534

*FOA codes are product identifiers for financial professionals on UBS investment management platforms.

How to find these model portfolios on ACCESS

GO TO: Proposal Generation tool in IS Toolset

SELECT: ACCESS within the "Choose Available Product" option field

SELECT: **American Funds Models** from the "Advanced Manager Look-Up" option field on the Investment Solution screen

Model portfolios are subject to the risks associated with the underlying funds in the model portfolio. Investors should carefully consider investment objectives, risks, fees and expenses of the funds in the model portfolio, which are contained in the fund prospectuses. Investing outside the United States involves risks, such as currency fluctuations, periods of illiquidity and price volatility. These risks may be heightened in connection with investments in developing countries. Small-company stocks entail additional risks, and they can fluctuate in price more than larger company stocks. The return of principal for bond funds and for funds with significant underlying bond holdings is not guaranteed. Fund shares are subject to the same interest rate, inflation and credit risks associated with the underlying bond holdings. Lower rated bonds are subject to greater fluctuations in value and risk of loss of income and principal than higher rated bonds. The use of derivatives involves a variety of risks, which may be different from, or greater than, the risks associated with investing in traditional securities, such as stocks and bonds. A nondiversified fund has the ability to invest a larger percentage of assets in securities of individual issuers than a diversified fund. As a result, a single issuer could adversely affect a nondiversified fund's results more than if the fund invested a smaller percentage of assets in securities of that issuer. Refer to the applicable prospectus for details.

This content, developed by Capital Group, home of American Funds, should not be used as a primary basis for investment decisions and is not intended to serve as impartial investment or fiduciary advice.

All Capital Group trademarks mentioned are owned by The Capital Group Companies, Inc., an affiliated company or fund. All other company and product names mentioned are the property of their respective companies.

Capital Group | American Funds and UBS Financial Services Inc. are not affiliated.

Lit. No. MFGEFLUB-019-0524P Printed in USA CGD/TM/10274-S91468 © 2024 Capital Group. All rights reserved.