

PlanPremier® retirement
plan financial checkup



CAPITAL
GROUP®

AMERICAN
FUNDS®

You are here





Envision where you want to go

Most of us understand why it's necessary to save for retirement. But with so many competing financial needs – rising costs for housing, health care, food and higher education – it can be a challenge to save for the future.

If you can imagine what you want your retirement to be, you may be more likely to save for it.

Let's face it: Social Security alone won't be enough. That's why it's important to start saving as soon as possible. And your employer's retirement plan is a great place to start.

Investments are not FDIC-insured, nor are they deposits of or guaranteed by a bank or any other entity, so they may lose value.

How do I get there?

Three key factors to keep in mind

How long?

The earlier you start investing, the more potential your money will have to grow. Even small additions to your retirement savings can make a big difference over time.

How much?

We offer tools and resources to help you decide how much to save and to track your progress.

How well?

If your plan has many investment options, consider those that best fit your time horizon, risk tolerance and goals.

To help pursue the retirement you'd like:



Don't leave money on the table

To help you meet your retirement goals, some companies match a percentage of what you contribute to the plan. If your company matches, consider this free money to add to your retirement. All you have to do is contribute to the plan. To boost your savings even more, try to contribute enough to get the full company match.



Continue to increase your retirement savings rate

If, for example, you routinely increase your contribution rate by one or two percentage points every time you receive a raise, you'll save more over time – but without feeling deprived.



Diversify your investments

By spreading your investments among various funds, asset classes and industries, your overall returns may fluctuate less as different asset classes tend to experience gains and losses at different points in the market cycle.



Consider a simpler way to choose your investments

If your plan offers target date funds, you can easily create a diversified portfolio by selecting one that is aligned with the year in which you expect to retire and begin taking withdrawals. The investment mix will automatically adjust over time to help you stay on track with your goals. (For more information on target date funds, see page 10.)

Take steps to help reach **your retirement goals**



It's important to evaluate your progress from time to time. Take these steps to see how you're doing.

Visit our website

capitalgroup.com/participant/plan-premier to find:



A personalized estimate of your retirement income



Easy-to-use tools and resources



Information about the investments in your plan



Articles on key investment topics

Check to see if **you're on track**

- Use our online tools to see how close you are to meeting your goals.
- Consider other sources of retirement income.

Review your **investment strategy**

- Take a second look at your current investment selections.
- Make sure your investments are aligned with your time horizon and risk tolerance.

Take **action** to move closer to your goals

- Consider all of your options.
- Use the "**Take action**" worksheet to make changes to your account.

Check to see if you're on track

Our retirement income tool makes it easy to evaluate your savings strategy.

To get started, go to capitalgroup.com/participant/planpremier or download the **Capital Group PlanPremier 401k app** from the App Store or Google Play to log in to your account.

Will your estimated monthly withdrawals be sufficient?

Evaluate your progress

by establishing a retirement income goal.

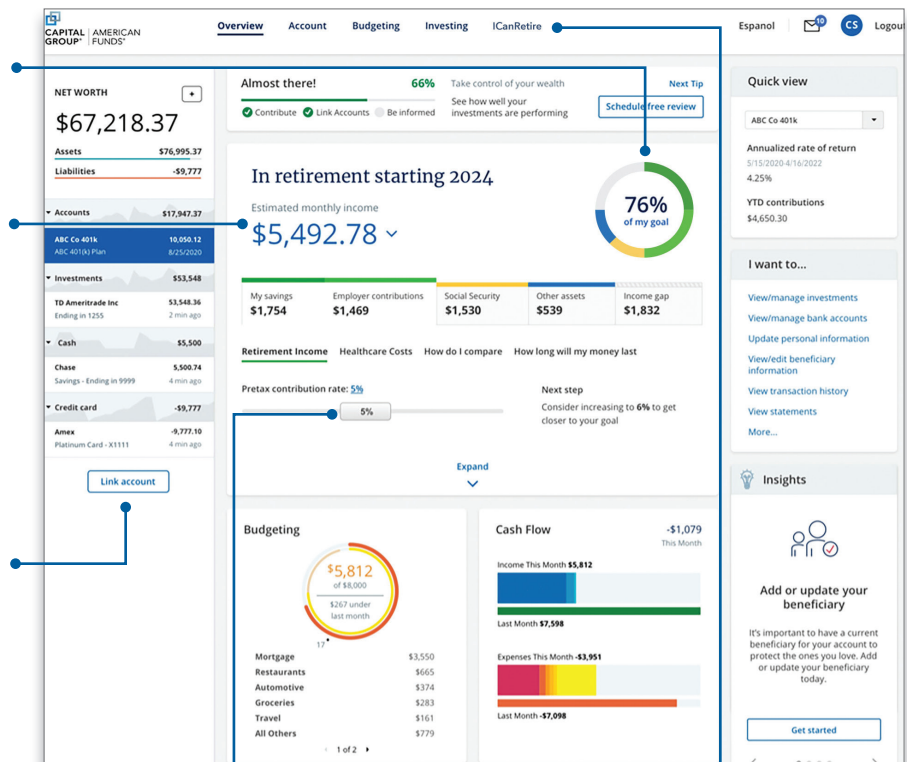
See your estimated monthly or annual retirement income based on your current balance, potential future contributions and more.

For participants age 50+, you can also see how long your savings are projected to last.

Track and manage your finances in one place

by linking your outside accounts.

By connecting your accounts, you can get a clear picture of your overall net worth, as well as access to budgeting and other financial wellness tools to help you stay on track.



Compare your options

by adjusting the sliders to see how changes to your strategy may affect your retirement outcome.

Get a personalized action plan

and learn more about retirement savings by visiting the **ICanRetire** site.

Accessing your account for the first time?

Go to capitalgroup.com/participant/planpremier and click **REGISTER** to get started. If you need additional help, call us at **(800) 204-3731**.

Check to see if you're on track

How much will you spend on health care?

Review your estimated health care costs to see the potential impact to your monthly or annual retirement income.*

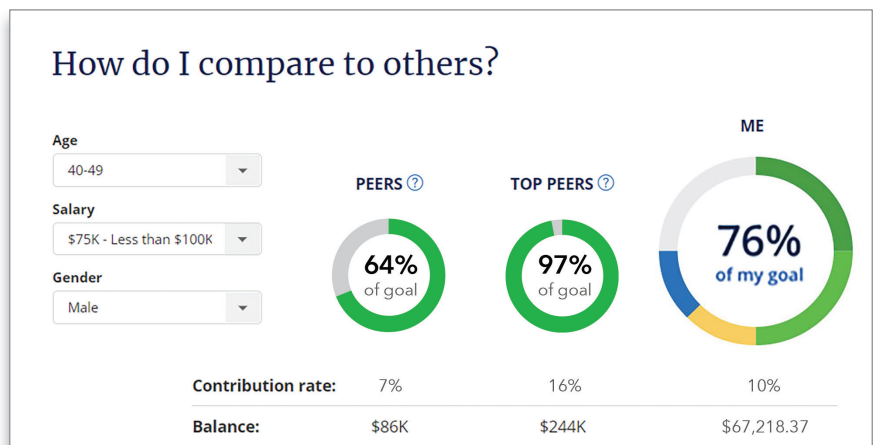
Personalize your costs to see how certain health conditions and where you live may affect your costs in retirement.



* Health care cost estimates may not be available for certain plans and for participants under the age of 35.

How do you compare to your peers?

See how you compare to other people like you when it comes to saving for retirement.



Did you know? Social Security may replace about **40%** of an average worker's income in retirement. Providing the rest is up to you.

Source: Social Security Administration, *Understanding the Benefits*, January 2023.

Check to see if you're on track

How much should you accumulate for retirement?

Estimating how much you'll need to live comfortably in retirement isn't as simple as replicating your current paycheck. To get a sense of whether you're on track, **envision the life you want in retirement** and consider how different variables, like inflation and health care, could impact your savings.

Your retirement lifestyle

Think about what's most important to you and how you want to spend your time. Do you want to travel more or take up new hobbies? Will you have a mortgage or rent an apartment? Then consider how those choices could impact your spending.



Other factors that could impact your retirement

Taxes: While your future tax rate could be higher than your current rate, many people expect to be in a lower tax bracket when they're retired. The state you live in will also impact your taxes.

Health care: Increasing insurance premiums and other health costs could eat up your savings.

70% The percent of lifetime Social Security payments that will be consumed by health care costs for an average 65-year-old couple who starts receiving benefits in 2023.

Source: HealthView Services, *Medicare and Social Security COLAs: Putting the 2023 Numbers into Context*, October 2022.

Retirement age: Retiring later can help stretch your savings and increase your Social Security payments. But have a backup plan – **half** of retirees say they retired earlier than anticipated.*

Inflation: Rising costs may mean you need more money in retirement just to maintain your current standard of living.



The price of a dozen eggs has increased 337% from 1994 to 2024.†



A pound of ground beef has more than tripled in price in the last 30 years.†



Electricity prices have gone up 94% since 1994.†

* Source: Employee Benefits Research Institute, *2024 Retirement Confidence Survey*.

† Based on prices in May 1994 compared to May 2024. Source: Consumer Price Index, U.S. Bureau of Labor Statistics.

Review your investment strategy

How much should you contribute?

Many financial professionals say you may need to save 10% to 15% of your salary each year to have enough to live on in retirement.

Small steps can help get you there

Anthony and Sofia work at the same company and are the same age. They each begin earning an annual salary of \$50,000 and contribute 6% of their pay to their retirement plan. Sofia increases her contribution by 1% each year until she reaches her 12% goal, while Anthony sticks with his 6% contribution. Sofia's small increases would boost her monthly retirement income by more than 75% in the hypothetical example below.

The **"Take action"** worksheet at the end of this brochure highlights steps you can take when making changes.

No increases



Anthony saves 6% of his pay until retirement.

Small increases



Sofia increases her 6% contribution by 1% each year until it reaches 12%.

\$2,914
difference

\$3,658/month
retirement
withdrawals

\$6,572/month
retirement
withdrawals

These hypothetical examples assume a starting salary of \$50,000, a 2% annual pay increase, a 40-year accumulation period, an 8% average annual return compounded monthly and a 4% annual withdrawal rate after the accumulation period. These are point-in-time views and as such do not take into account any growth or loss during retirement. Without investment growth/loss during retirement, a 4% annual withdrawal rate would deplete retirement savings in 25 years. Examples are for illustrative purposes only and do not reflect the results of any particular investment, which may differ, or taxes that may be owed on tax-deferred contributions, including the 10% penalty for withdrawals taken before age 59½. Regular investing does not ensure a profit or protect against loss in a declining market. Investors should consider their willingness to keep investing when share prices are declining.

Review your investment strategy

Are the investments you've chosen still right for you?


To see your current investment selection, go to capitalgroup.com/participant/plan-premier or the **Capital Group PlanPremier 401k app**. You can also refer to your most recent account statement.

While you're there, you can determine how your investments are doing, too.

My investments

As of

Current Future




INVESTMENT	BALANCE
Fund B Mid Cap Growth	\$305.78
Fund D Total Return Bond	\$285.40
Fund C U.S. Balanced	\$254.82
Fund E Emerging Markets	\$173.28
Total:	\$1,019.28

Balance Performance
Asset Class Equity/Bond Mix

If your investment strategy isn't working for you, you can modify how the money currently in your account is invested, and/or you can change how future contributions will be allocated.

How much support do you want in selecting your investments?



Solutions that can provide guidance to align your investment selections with your retirement objectives.

[Help me do it](#)



Already know what investments you want? Use this option to select your individual investments.

[Do it myself](#)

The **“Take action”** worksheet at the end of this brochure highlights steps you can take when making changes.
For assistance, contact your plan's financial professional.

Need help choosing your investments?

Consider a target date fund*

A **target date fund** is a diverse portfolio of stocks and bonds that automatically adjusts over time, so it may be the only retirement investment that you'll need.

A popular investment option



of 401(k) plans offer target date funds†



of new 401(k) contributions are projected to flow into target date funds by the end of 2028‡

The **“Take action”** worksheet on the next page highlights steps you can take when making changes to your savings strategy.



†Callan Institute, *2024 Defined Contribution Trends Survey*.

‡Cerulli Associates, *The Cerulli Report: U.S. Defined Contribution Distribution 2023*.

What are the benefits of a target date fund?

- It's a convenient option for those who don't want to spend a lot of time and effort choosing and monitoring their own investments.
- Investment professionals adjust fund holdings over time so you don't have to. For example, as a fund approaches its target date, the mix of investments will gradually shift toward more conservative stocks and bonds.
- Some funds continue to be managed professionally beyond their target date.

How do you choose a target date fund?

 If you were born in	 Then consider choosing*
2003 and later	2070 Fund
1998 to 2002	2065 Fund
1993 to 1997	2060 Fund
1988 to 1992	2055 Fund
1983 to 1987	2050 Fund
1978 to 1982	2045 Fund
1973 to 1977	2040 Fund
1968 to 1972	2035 Fund
1963 to 1967	2030 Fund
1958 to 1962	2025 Fund
1953 to 1957	2020 Fund
1948 to 1952	2015 Fund
1947 and earlier	2010 Fund

The target date is the year that corresponds roughly to the year in which an investor is assumed to retire and begin taking withdrawals. A fund's allocation strategy does not guarantee that investors' retirement goals will be met.

The chart above assumes you will begin taking retirement withdrawals at age 65. If you plan to begin taking withdrawals at another time, you may want to choose another target date fund that better aligns with your retirement goals.

* Target date funds may not be available in some plans. Review your investment options at your plan's website.

Take action to move closer to your goals

Consider these options:

1: Evaluate your savings strategy

Are you on track to afford the lifestyle you want in retirement? If not, consider changing the amount you're contributing.

Change my contribution to \$_____ **OR** _____% of pay.

2: Review your investment mix

- My investment mix is OK. Do nothing at the present time.
- Change my current investment mix to a target date fund, if available.
- Change my current investment mix to other funds.
- Change my future investment allocations.

3: Make changes

Sign onto capitalgroup.com/participant/planpremier or follow the instructions from your employer or plan's financial professional to make changes to your account. It's easy.

Help is only a call or click away

- **Call:** Your plan's financial professional can help you assess your financial situation. Refer to your quarterly account statement, visit capitalgroup.com/participant/planpremier or ask your employer to obtain your financial professional's contact information.
- **Click:** Visit ICanRetire.com by clicking the link at the top right of your account home page to get an action plan that matches your retirement style and then explore articles and tools that can help you make sense of retirement planning.

The Capital Advantage[®]

Since 1931, Capital Group, home of American Funds, has helped investors pursue long-term investment success. Our consistent approach – in combination with The Capital System[™] – has resulted in superior outcomes.

Aligned with investor success

We base our decisions on a long-term perspective, which we believe aligns our goals with the interests of our clients. Our portfolio managers average 28 years of investment industry experience, including 22 years at our company, reflecting a career commitment to our long-term approach.¹

The Capital System

The Capital System combines individual accountability with teamwork. Funds using The Capital System are divided into portions that are managed independently by investment professionals with diverse backgrounds, ages and investment approaches. An extensive global research effort is the backbone of our system.

American Funds' superior outcomes

Equity-focused funds have beaten their Lipper peer indexes in 86% of 10-year periods and 98% of 20-year periods.² Relative to their peers, our fixed income funds have helped investors achieve better diversification through attention to correlation between bonds and equities.³ Fund management fees have been among the lowest in the industry.⁴

¹ Investment industry experience as of December 31, 2023.

² Based on Class R-6 share results for rolling monthly 10- and 20-year periods starting with the first 10- or 20-year period after each mutual fund's inception through December 31, 2023. Periods covered are the shorter of the fund's lifetime or since the comparable Lipper index inception date (except Capital Income Builder and SMALLCAP World Fund, for which the Lipper average was used). Expenses differ for each share class, so results will vary. Past results are not predictive of results in future periods.

³ Based on Class R-6 share results as of December 31, 2023. Nine of the 12 taxable fixed income American Funds that have been in existence for the three-year period showed a three-year correlation lower than their respective Morningstar peer group averages. S&P 500 Index was used as an equity market proxy. Correlation based on monthly total returns. Correlation is a statistical measure of how a security and an index move in relation to each other. A correlation ranges from -1 to 1. A positive correlation close to 1 implies that as one moved, either up or down, the other moved in "lockstep," in the same direction. A negative correlation close to -1 indicates the two have moved in the opposite direction.

⁴ On average, our mutual fund management fees were in the lowest quintile 55% of the time, based on the 20-year period ended December 31, 2023, versus comparable Lipper categories, excluding funds of funds.

Class R-6 shares were first offered on May 1, 2009. Class R-6 share results prior to the date of first sale are hypothetical based on the results of the original share class of the fund without a sales charge, adjusted for typical estimated expenses. Results for certain funds with an inception date after May 1, 2009, also include hypothetical returns because those funds' Class R-6 shares sold after the funds' date of first offering. For Short-Term Bond Fund of America, shares first sold on November 20, 2009; results prior to that date are hypothetical, except for the period between May 7, 2009, and June 15, 2009, a short period when the fund had shareholders and actual results were calculated. Refer to each fund's prospectus for more information on specific expenses.

Capital Group manages equity assets through three investment groups. These groups make investment and proxy voting decisions independently. Fixed income investment professionals provide fixed income research and investment management across the Capital organization; however, for securities with equity characteristics, they act solely on behalf of one of the three equity investment groups.

Follow us     

Investors should carefully consider investment objectives, risks, charges and expenses. This and other important information is contained in the fund prospectuses and summary prospectuses, which can be obtained from a financial professional and should be read carefully before investing.

Capital Client Group, Inc.

This content, developed by Capital Group, home of American Funds, should not be used as a primary basis for investment decisions and is not intended to serve as impartial investment or fiduciary advice.

All Capital Group trademarks mentioned are owned by The Capital Group Companies, Inc., an affiliated company or fund. All other company and product names mentioned are the property of their respective companies.