

American Funds Short-Term Tax-Exempt Bond Fund®
Limited Term Tax-Exempt Bond Fund of America®
The Tax-Exempt Bond Fund of America®
American High-Income Municipal Bond Fund®
The Tax-Exempt Fund of California®
American Funds Tax-Exempt Fund of New York®



Semi-annual reports for the six months ended January 31, 2024

Invest in municipal bonds for tax-advantaged income

The Securities and Exchange Commission has adopted new regulations that will change the content and design of annual and semi-annual shareholder reports beginning in July 2024. Certain types of information, including investment portfolio and financial statements, will not be included in the shareholder reports but will be available online, delivered free of charge upon request, and filed on a semi-annual basis on Form N-CSR.

If you would like to receive shareholder reports and other communications from the fund electronically, you may update your mailing preferences with your financial intermediary or enroll in e-delivery at capitalgroup.com (for accounts held directly with the fund).

On or around July 1, 2024, American Funds Distributors, Inc. will be renamed Capital Client Group, Inc.

These six municipal bond funds are offered by Capital Group, home of American Funds, one of the nation's largest mutual fund families. For over 90 years, Capital Group has invested with a long-term focus based on thorough research and attention to risk.

Fund results shown in this report, unless otherwise indicated, are for Class F-2 shares. Class A share results are shown at net asset value unless otherwise indicated. If a sales charge had been deducted from Class A shares (maximum 2.50% for American Funds Short-Term Tax-Exempt Bond Fund and Limited Term Tax-Exempt Bond Fund of America; 3.75% for The Tax-Exempt Bond Fund of America, American High-Income Municipal Bond Fund, The Tax-Exempt Fund of California and American Funds Tax-Exempt Fund of New York), the results would have been lower. Results are for past periods and are not predictive of results for future periods. Current and future results may be lower or higher than those shown. Prices and returns will vary, so investors may lose money. Investing for short periods makes losses more likely. For current information and month-end results, refer to capitalgroup.com.

Here are the total returns on a \$1,000 investment with all distributions reinvested for periods ended December 31, 2023 (the most recent calendar quarter-end), and the total annual fund operating expense ratios as of the prospectus dated October 1, 2023:

	Cumulative total returns	Average annual total returns		Gross expense ratios*	Net expense ratios*
	1 year	5 years	10 years		
American Funds Short-Term Tax-Exempt Bond Fund					
Class F-2 shares	3.41%	1.31%	1.05%	0.33%	0.32%
Class A shares	0.73	0.67	0.72	0.44	0.43
Limited Term Tax-Exempt Bond Fund of America					
Class F-2 shares	4.25	1.75	1.80	0.35	0.35
Class A shares	1.37	1.00	1.33	0.58	0.58
The Tax-Exempt Bond Fund of America					
Class F-2 shares	6.68	2.25	3.11	0.35	0.35
Class A shares	2.48	1.29	2.56	0.53	0.53
American High-Income Municipal Bond Fund					
Class F-2 shares	8.17	2.90	4.49	0.42	0.41
Class A shares	3.89	1.88	3.87	0.65	0.64
The Tax-Exempt Fund of California					
Class F-2 shares	6.46	2.16	3.17	0.38	0.38
Class A shares	2.29	1.19	2.62	0.57	0.57
American Funds Tax-Exempt Fund of New York					
Class F-2 shares	7.06	1.98	2.86	0.48	0.42
Class A shares	2.88	1.03	2.32	0.66	0.60

*Expense ratios are restated to reflect current fees.

Past results are not predictive of results in future periods.

For other share class results, refer to capitalgroup.com. A summary of each fund's 30-day yield can be found on page 4.

The investment adviser is currently waiving a portion of its management fee for American High-Income Municipal Bond Fund and reimbursing a portion of other expenses for American Funds Short-Term Tax-Exempt Bond Fund and American Funds Tax-Exempt Fund of New York. Investment results and the net expense ratios reflect the waiver and/or reimbursements, without which the results would have been lower and the expense ratios would have been higher. The waiver and/or reimbursements will be in effect through at least October 1, 2024. The adviser may elect at its discretion to extend, modify or terminate the waiver and/or reimbursement at that time. Refer to capitalgroup.com for more information.

Investments are not FDIC-insured, nor are they deposits of or guaranteed by a bank or any other entity, so they may lose value.

Contents

- 2 Results at a glance
- 4 Funds' 30-day yields
- Investment portfolios**
- 5 American Funds Short-Term Tax-Exempt Bond Fund
- 35 Limited Term Tax-Exempt Bond Fund of America
- 85 The Tax-Exempt Bond Fund of America
- 210 American High-Income Municipal Bond Fund
- 300 The Tax-Exempt Fund of California
- 337 American Funds Tax-Exempt Fund of New York
- 345 Financial statements

Fellow investors:

Shown in the tables on the following pages are the six-month returns as well as the 30-day yields and 12-month distribution rates for the period ended January 31, 2024, for Class F-2 and Class A shares of American Funds tax-exempt municipal bond funds. Also shown are the returns of the funds' primary benchmarks and peer groups. For additional information about the funds, their investment results, holdings and portfolio managers, refer to capitalgroup.com/individual/products/mutual-funds.html.

These six funds are offered by Capital Group, home of American Funds, one of the nation's largest mutual fund families. For over 90 years, Capital Group has invested with a long-term focus based on thorough research and attention to risk.

American Funds Short-Term Tax-Exempt Bond Fund seeks to provide current income exempt from regular federal income tax, consistent with the maturity and quality standards described in the prospectus, and to preserve capital.

Limited Term Tax-Exempt Bond Fund of America seeks to provide current income exempt from regular federal income tax, consistent with the maturity and quality standards described in the prospectus, and to preserve capital.

The Tax-Exempt Bond Fund of America seeks to provide a high level of current income exempt from federal income tax, consistent with the preservation of capital.

American High-Income Municipal Bond Fund seeks to provide a high level of current income exempt from regular federal income tax.

The Tax-Exempt Fund of California seeks to provide a high level of current income exempt from regular federal and California state income taxes. Its secondary objective is preservation of capital.

American Funds Tax-Exempt Fund of New York seeks to provide a high level of current income exempt from regular federal, New York state and New York City income taxes. Its secondary objective is preservation of capital.

Results at a glance

(For periods ended January 31, 2024, with all distributions reinvested)

	Cumulative total returns		Average annual total returns		
	6 months	1 year	5 years	10 years	Lifetime (from Class A inception)
American Funds Short-Term Tax-Exempt Bond Fund					
Class F-2 shares	2.37%	2.10%	1.20%	1.02%	1.26%
Class A shares (since 8/7/09)	2.31	1.98	1.08	0.94	1.19
Bloomberg Municipal Short 1-5 Years Index	2.13	2.03	1.27	1.25	1.56
Lipper Short Municipal Debt Funds Average	2.13	2.73	1.11	0.91	1.10
Limited Term Tax-Exempt Bond Fund of America					
Class F-2 shares	2.74	2.32	1.59	1.68	3.59
Class A shares (since 10/6/93)	2.62	2.08	1.36	1.48	3.39
Bloomberg Municipal Short-Intermediate 1-10 years Index	2.36	2.10	1.59	1.83	3.64
Lipper Short-Intermediate Municipal Debt Funds Average	2.36	2.27	1.22	1.29	2.95
The Tax-Exempt Bond Fund of America					
Class F-2 shares	3.50	3.52	2.09	2.89	5.96
Class A shares (since 10/3/79)	3.41	3.33	1.91	2.73	5.81
Bloomberg Municipal Bond Index	2.70	2.90	2.00	2.78	—*
Lipper General & Insured Municipal Debt Funds Average	3.16	3.14	1.69	2.60	5.67
American High-Income Municipal Bond Fund					
Class F-2 shares	4.28	4.62	2.88	4.25	5.17
Class A shares (since 9/26/94)	4.16	4.39	2.64	4.03	4.97
Bloomberg Municipal Bond Index	2.70	2.90	2.00	2.78	4.66
Bloomberg High Yield Municipal Bond Index	3.42	4.08	3.26	4.61	—*
Lipper High Yield Municipal Debt Funds Average	3.48	3.24	1.98	3.57	4.49
The Tax-Exempt Fund of California					
Class F-2 shares	3.74	3.42	2.03	2.91	5.06
Class A shares (since 10/28/86)	3.64	3.23	1.85	2.76	4.92
Bloomberg California Municipal Index	2.85	3.01	2.04	2.83	—*
Lipper California Municipal Debt Funds Average	3.37	2.96	1.65	2.82	4.91
American Funds Tax-Exempt Fund of New York					
Class F-2 shares	3.42	3.79	1.87	2.67	2.97
Class A shares (since 11/1/10)	3.32	3.60	1.69	2.51	2.84
Bloomberg New York Municipal Index	2.93	3.31	1.93	2.69	2.90
Lipper New York Municipal Debt Funds Average	3.33	3.58	1.67	2.63	2.60

*This index did not exist at the fund's inception.

Past results are not predictive of results in future periods.

Class F-2 shares were first offered on August 1, 2008. Class F-2 share results prior to the date of first sale are hypothetical based on the results of the original share class of the fund without a sales charge, adjusted for typical estimated expenses. Refer to capitalgroup.com for more information on specific expense adjustments and the actual dates of first sale.

Bloomberg Municipal Short 1-5 Years Index is a market value-weighted index that includes investment-grade (rated BBB/Baa and above) tax-exempt bonds with maturities of one to five years. Bloomberg Short-Intermediate 1-10 Years Index is a market value-weighted index that includes investment-grade (rated BBB/Baa and above) tax-exempt bonds with maturities of one to 10 years. Bloomberg Municipal Bond Index is a market value-weighted index designed to represent the long-term investment-grade (rated BBB/Baa and above) tax-exempt bond market. Bloomberg High Yield Municipal Bond Index is a market value-weighted index composed of municipal bonds rated below BBB/Baa. Bloomberg California Municipal Index is a market value-weighted index that includes only investment-grade (rated BBB/Baa and above) tax-exempt bonds of issuers within the state of California. Bloomberg New York Municipal Index is a market value-weighted index that includes only investment-grade (rated BBB/Baa and above) tax-exempt bonds of issuers within the state of New York. The indexes are unmanaged, and their results include reinvested distributions but do not reflect the effect of sales charges, commissions, account fees, expenses or U.S. federal income taxes. There have been periods when the funds have lagged the indexes. Source: Bloomberg Index Services Ltd.

Lipper Short Municipal Debt Funds Average is composed of funds that invest in municipal debt issues with dollar-weighted average maturities of less than three years. Lipper Short-Intermediate Municipal Debt Funds Average is composed of funds that invest in municipal debt issues with dollar-weighted average maturities of one to five years. Lipper General & Insured Municipal Debt Funds Average is composed of funds that invest in municipal debt issues in the top four credit rating categories. Lipper High Yield Municipal Debt Funds Average is composed of funds that invest at least 50% of their assets in lower rated municipal debt issues. Lipper California Municipal Debt Funds Average is composed of funds that limit their assets to those securities that provide income that is exempt from taxation in California. Lipper New York Municipal Debt Funds Average is composed of funds that limit their assets to those securities that provide income that is exempt from taxation in New York. The results of the underlying funds in the averages include reinvestment of dividends and capital gain distributions, as well as brokerage commissions paid by the funds for portfolio transactions and other fund expenses, but do not reflect the effect of sales charges, account fees or U.S. federal income taxes. There have been periods when the funds have lagged the averages. Lipper averages reflect the current composition of all eligible mutual funds (all share classes) within a given category. Lipper source: Refinitiv Lipper. Lipper categories are dynamic and averages may have few funds, especially over longer periods. Refer to the Quarterly Statistical Update, available at capitalgroup.com, for the number of funds included in the Lipper category for each fund's lifetime.

Funds' 30-day yields

Below is a summary of each fund's 30-day yield and 12-month distribution rate for Class F-2 and Class A shares as of January 31, 2024. For Class A shares both results reflect the maximum sales charge (2.50% for American Funds Short-Term Tax-Exempt Bond Fund and Limited Term Tax-Exempt Bond Fund of America; 3.75% for The Tax-Exempt Bond Fund of America, American High-Income Municipal Bond Fund, The Tax-Exempt Fund of California and American Funds Tax-Exempt Fund of New York). Each fund's 30-day yield is calculated in accordance with the U.S. Securities and Exchange Commission (SEC) formula. The SEC yield reflects the rate at which each fund is earning income on its current portfolio of securities while the distribution rate reflects the funds' past dividends paid to shareholders. Accordingly, the funds' SEC yields and distribution rates may differ.

	SEC 30-day yield		12-month distribution rate
	Gross	Net	
American Funds Short-Term Tax-Exempt Bond Fund			
Class F-2 shares	2.79%	2.82%	2.25%
Class A shares	2.61	2.63	2.09
Limited Term Tax-Exempt Bond Fund of America			
Class F-2 shares	2.80	2.80	2.20
Class A shares	2.49	2.49	1.92
The Tax-Exempt Bond Fund of America			
Class F-2 shares	3.38	3.38	2.91
Class A shares	3.07	3.07	2.63
American High-Income Municipal Bond Fund			
Class F-2 shares	4.25	4.25	4.00
Class A shares	3.87	3.87	3.64
The Tax-Exempt Fund of California			
Class F-2 shares	3.36	3.36	2.87
Class A shares	3.04	3.04	2.59
American Funds Tax-Exempt Fund of New York			
Class F-2 shares	3.37	3.39	2.95
Class A shares	3.06	3.08	2.66

The return of principal for bond funds and for funds with significant underlying bond holdings is not guaranteed. Fund shares are subject to the same interest rate, inflation and credit risks associated with the underlying bond holdings. Income may be subject to state or local income taxes and/or federal alternative minimum taxes. Also, certain other income (such as distributions from gains on the sale of certain bonds purchased at less than par value, for The Tax-Exempt Bond Fund of America), as well as capital gain distributions, may be taxable. High-yield/lower rated bonds are subject to greater fluctuations in value and risk of loss of income and principal than investment-grade/higher rated bonds. The Tax-Exempt Fund of California and American Funds Tax-Exempt Fund of New York are more susceptible to factors adversely affecting issuers of each state's tax-exempt securities than a more widely diversified municipal bond fund. Refer to the funds' prospectus and the Risk Factors section of this report for more information on these and other risks associated with investing in the funds.

When applicable, results reflect fee waivers and/or expense reimbursements, without which they would have been lower and net expenses higher. Refer to capitalgroup.com for more information.

This report must be preceded or accompanied by a prospectus or summary prospectus for American Funds Short-Term Tax-Exempt Bond Fund, Limited Term Tax-Exempt Bond Fund of America, The Tax-Exempt Bond Fund of America, American High-Income Municipal Bond Fund, The Tax-Exempt Fund of California and American Funds Tax-Exempt Fund of New York.

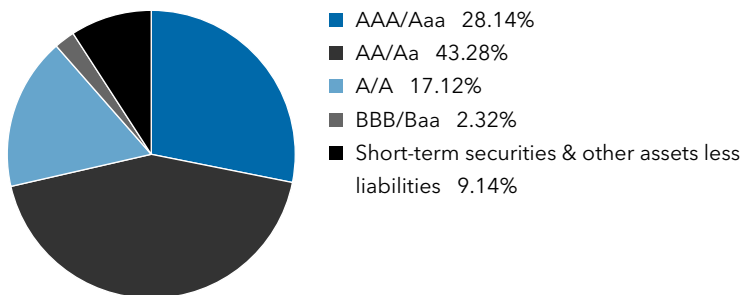
American Funds Short-Term Tax-Exempt Bond Fund

unaudited

Investment portfolio January 31, 2024

Portfolio quality summary*

Percent of net assets



*Bond ratings, which typically range from AAA/Aaa (highest) to D (lowest), are assigned by credit rating agencies such as Standard & Poor's, Moody's and/or Fitch as an indication of an issuer's creditworthiness. In assigning a credit rating to a security, the fund looks specifically to the ratings assigned to the issuer of the security by Standard & Poor's, Moody's and/or Fitch. If agency ratings differ, the security will be considered to have received the highest of those ratings, consistent with the fund's investment policies.

Bonds, notes & other debt instruments 90.86%

	Principal amount (000)	Value (000)
Alabama 4.52%		
City of Alabaster, Board of Education, Special Tax School Warrants, Series 2014-A, Assured Guaranty Municipal insured, 5.00% 9/1/2028 (preref. 9/1/2024)	USD500	\$ 505
Black Belt Energy Gas Dist., Gas Project Rev. Bonds, Series 2022-B-1, 5.25% 2/1/2053 (put 6/1/2029)	9,995	10,662
Black Belt Energy Gas Dist., Gas Project Rev. Bonds, Series 2022-B-1, 4.00% 4/1/2053 (put 10/1/2027)	6,000	5,996
Black Belt Energy Gas Dist., Gas Project Rev. Bonds (Project No. 6), Series 2021-B, 4.00% 10/1/2052 (put 12/1/2026)	4,500	4,508
Black Belt Energy Gas Dist., Gas Project Rev. Bonds (Project No. 7), Series 2021-C-1, 4.00% 10/1/2052 (put 12/1/2026)	5,840	5,851
Black Belt Energy Gas Dist., Gas Project Rev. Ref. Bonds, Series 2023-D-1, 5.50% 6/1/2049 (put 2/1/2029)	3,350	3,589
Black Belt Energy Gas Dist., Gas Supply Prepay Rev. Bonds (Project No. 4), Series 2019-A, 4.00% 12/1/2049 (put 12/1/2025)	13,965	13,997
Black Belt Energy Gas Dist., Gas Supply Prepay Rev. Bonds (Project No. 5), Series 2020-A-1, 4.00% 10/1/2049 (put 10/1/2026)	2,875	2,882
Black Belt Energy Gas Dist., Gas Supply Rev. Bonds, Series 2022-D-1, 4.00% 7/1/2052 (put 6/1/2027)	14,080	14,143
Black Belt Energy Gas Dist., Gas Supply Rev. Bonds, Series 2022-F, 5.50% 11/1/2053 (put 12/1/2028)	440	468
Black Belt Energy Gas Dist., Gas Supply Rev. Bonds, Series 2023-B, 5.25% 12/1/2053 (put 12/1/2026)	2,080	2,251
Energy Southeast, Energy Supply Rev. Bonds (A Cooperative Dist.), Series 2023-A-1, 5.50% 11/1/2053 (put 1/1/2031)	2,500	2,728
Federal Aid Highway Fin. Auth., Special Obligation Rev. Bonds, Series 2017-A, 5.00% 9/1/2029 (preref. 9/1/2027)	1,000	1,083
Federal Aid Highway Fin. Auth., Special Obligation Rev. Bonds, Series 2016-A, 5.00% 9/1/2033 (preref. 9/1/2026)	1,500	1,588
Federal Aid Highway Fin. Auth., Special Obligation Rev. Bonds, Series 2017-A, 5.00% 9/1/2035 (preref. 9/1/2027)	2,410	2,611
Federal Aid Highway Fin. Auth., Special Obligation Rev. Bonds, Series 2016-A, 5.00% 9/1/2036 (preref. 9/1/2026)	4,500	4,762
City of Hoover, G.O. Warrants, Series 2016, 4.00% 7/1/2033 (preref. 7/1/2026)	1,000	1,031
Housing Fin. Auth., Multi Family Housing Rev. Bonds (ECG Monrovia Project), Series 2022-A, 2.00% 10/1/2025 (put 10/1/2024)	2,050	2,019
Housing Fin. Auth., Multi Family Housing Rev. Bonds (Peppertree Place Project), Series 2022-C, 3.25% 11/1/2025 (put 11/1/2024)	1,575	1,571
County of Jefferson, Sewer Rev. Warrants, Series 2024, 5.00% 10/1/2028	2,145	2,335
County of Jefferson, Sewer Rev. Warrants, Series 2024, 5.00% 10/1/2029	2,750	3,039
City of Mobile, Industrial Dev. Board, Pollution Control Rev. Bonds (Alabama Power Co. Barry Plant Project), Series 2008, 3.65% 7/15/2034 (put 1/10/2025)	2,535	2,536
South East Gas Supply Dist., Gas Supply Rev. Bonds (Project No. 2), Series 2018-A, 4.00% 6/1/2049 (put 6/1/2024)	490	490
Southeast Energy Auth., Commodity Supply Rev. Bonds (Project No. 2), Series 2021-B-1, 4.00% 12/1/2051 (put 12/1/2031)	450	446
Southeast Energy Auth., Commodity Supply Rev. Bonds (Project No. 4), Series 2022-B-1, 5.00% 5/1/2053 (put 8/1/2028)	2,390	2,492
		<u>93,583</u>
Alaska 0.91%		
City of Anchorage, Electric Rev. Ref. Bonds, Series 2014-A, 5.00% 12/1/2041 (preref. 12/1/2024)	1,000	1,015
Housing Fin. Corp., General Mortgage Rev. Bonds, Series 2020-A, 3.25% 12/1/2044	2,930	2,850
Housing Fin. Corp., General Mortgage Rev. Bonds, Series 2016-A, 3.50% 6/1/2046	185	184

American Funds Short-Term Tax-Exempt Bond Fund (continued)

Bonds, notes & other debt instruments (continued)	Principal amount (000)	Value (000)
Alaska (continued)		
Housing Fin. Corp., General Mortgage Rev. Bonds, Series 2022-C, 5.75% 12/1/2052	USD1,255	\$ 1,333
Housing Fin. Corp., General Mortgage Rev. Bonds, Series 2024-A, 6.00% 6/1/2054	440	481
Housing Fin. Corp., State Capital Project Bonds, Series 2022-B, 5.00% 6/1/2026	550	575
Housing Fin. Corp., State Capital Project Bonds, Series 2022-B, 5.00% 12/1/2026	725	766
Housing Fin. Corp., State Capital Project Bonds, Series 2022-B, 5.00% 6/1/2027	590	630
Housing Fin. Corp., State Capital Project Bonds, Series 2022-B, 5.00% 12/1/2027	600	647
International Airport System, Rev. Ref. Bonds, Series 2021-C, AMT, 5.00% 10/1/2026	1,500	1,565
International Airport System, Rev. Ref. Bonds, Series 2021-C, AMT, 5.00% 10/1/2027	5,060	5,355
International Airport System, Rev. Ref. Bonds, Series 2021-C, AMT, 5.00% 10/1/2029	3,185	3,466
		<u>18,867</u>
Arizona 1.23%		
Bullhead City, Excise Taxes Rev. Obligations, Series 2021-2, 0.75% 7/1/2025	650	619
City of Chandler, Industrial Dev. Auth., Industrial Dev. Rev. Bonds (Intel Corp. Project), Series 2005, 3.80% 12/1/2035 (put 6/15/2028)	2,500	2,539
Industrial Dev. Auth., Charter School Rev. Bonds (Equitable School Revolving Fund), Series 2023-A, 5.00% 11/1/2028	3,500	3,740
Industrial Dev. Auth., Education Rev. Bonds (GreatHearts Arizona Projects), Series 2021-A, 5.00% 7/1/2025	145	148
Industrial Dev. Auth., Hospital Rev. Bonds (Phoenix Children's Hospital), Series 2021-A, 5.00% 2/1/2026	1,200	1,248
Industrial Dev. Auth., Rev. Bonds (Lincoln South Beltway Project), Series 2020, 5.00% 11/1/2024	825	836
Industrial Dev. Auth., Rev. Bonds (Lincoln South Beltway Project), Series 2020, 5.00% 8/1/2025	1,675	1,724
Industrial Dev. Auth., Rev. Bonds (Lincoln South Beltway Project), Series 2020, 5.00% 11/1/2025	1,500	1,552
County of Maricopa, Industrial Dev. Auth., Rev. Bonds (Banner Health), Series 2023-A, 5.00% 1/1/2053 (put 5/15/2028)	6,695	7,196
County of Maricopa, Industrial Dev. Auth., Solid Waste Disposal Rev. Bonds (Waste Management, Inc. Project), Series 2001, AMT, 3.375% 12/1/2031 (put 6/3/2024)	900	896
City of Phoenix Civic Improvement Corp., Airport Rev. Bonds, Series 2019-B, AMT, 5.00% 7/1/2025	2,025	2,068
City of Phoenix Civic Improvement Corp., Water System Rev. Ref. Bonds, Series 2014-B, 5.00% 7/1/2024	155	156
City of Phoenix Civic Improvement Corp., Water System Rev. Ref. Bonds, Series 2014-B, 5.00% 7/1/2026	830	836
County of Pima, Sewer System Rev. and Rev. Ref. Obligations, Series 2022, 5.00% 7/1/2027	1,115	1,201
Board of Regents of the Arizona State University System, Rev. Bonds, Series 2020-A, 5.00% 7/1/2026	300	317
County of Yavapai, Industrial Dev. Auth., Solid Waste Disposal Rev. Bonds (Waste Management, Inc. Project), Series 2002, AMT, 1.30% 6/1/2027	450	403
		<u>25,479</u>
Arkansas 0.05%		
Dev. Fin. Auth., Revolving Loan Fund Rev. Bonds, Series 2023, 5.00% 6/1/2027	965	1,038
California 10.49%		
Anaheim Union High School Dist., G.O. Bonds, Capital Appreciation Bonds, 2002 Election, Series 2003, National insured, 0% 8/1/2028	1,000	874
Bay Area Toll Auth., San Francisco Bay Area Toll Bridge Rev. Bonds, Series 2018-A, 2.625% 4/1/2045 (put 4/1/2026)	2,000	1,954
Bay Area Toll Auth., San Francisco Bay Area Toll Bridge Rev. Bonds, Series 2017-G, 2.00% 4/1/2053 (put 4/1/2024)	5,200	5,184
Bay Area Toll Auth., San Francisco Bay Area Toll Bridge Rev. Bonds, Series 2021-D, (SIFMA Municipal Swap Index + 0.30%) 4.85% 4/1/2056 (put 4/1/2027) ¹	1,200	1,172
Bay Area Toll Auth., San Francisco Bay Area Toll Bridge Rev. Bonds, Series 2021-C, (SIFMA Municipal Swap Index + 0.45%) 5.00% 4/1/2056 (put 4/1/2026) ¹	730	721
Bay Area Toll Auth., San Francisco Bay Area Toll Bridge Rev. Ref. Bonds, Series 2014-S-6, 5.00% 10/1/2054 (preref. 10/1/2024)	1,540	1,561
Trustees of the California State University, Systemwide Rev. Bonds, Series 2017-A, 5.00% 11/1/2026	365	391
Trustees of the California State University, Systemwide Rev. Bonds, Series 2016-A, 5.00% 11/1/2027	3,620	3,828
Trustees of the California State University, Systemwide Rev. Bonds, Series 2016-B-2, 0.55% 11/1/2049 (put 11/1/2026)	945	852
Carlsbad Unified School Dist., G.O. Bonds, 2018 Election, Series 2021-B, 2.00% 8/1/2024	195	194
Coachella Valley Water Dist., Drinking Water System Rev. Notes, Series 2022-A, 1.375% 6/1/2025	3,000	2,908
Community Choice Fncg. Auth., Clean Energy Project Rev. Green Bonds, Series 2021-B-1, 4.00% 2/1/2052 (put 8/1/2031)	1,160	1,171
Community Choice Fncg. Auth., Clean Energy Project Rev. Green Bonds, Series 2023-B-1, 5.00% 7/1/2053 (put 8/1/2029)	9,390	9,951

American Funds Short-Term Tax-Exempt Bond Fund (continued)

Bonds, notes & other debt instruments (continued)	Principal amount (000)	Value (000)
California (continued)		
Community Choice Fncg. Auth., Clean Energy Project Rev. Green Bonds, Series 2021-B-1, 5.00% 12/1/2053 (put 8/1/2029)	USD3,795	\$4,010
Community Choice Fncg. Auth., Clean Energy Project Rev. Green Bonds, Series 2023-E-1, 5.00% 2/1/2054 (put 3/1/2031)	2,435	2,616
Community Choice Fncg. Auth., Clean Energy Project Rev. Green Bonds, Series 2024-A, 5.00% 5/1/2054 (put 4/1/2032)	3,000	3,239
Community Choice Fncg. Auth., Clean Energy Project Rev. Green Bonds, Series 2023-D, 5.50% 5/1/2054 (put 8/1/2028)	1,500	1,605
Contra Costa Transportation Auth., Sales Tax Rev. Bonds (Limited Tax), Series 2015-A, 4.00% 3/1/2024	500	500
Educational Facs. Auth., Rev. Bonds (University of Southern California), Series 2009-C, 5.25% 10/1/2024 (escrowed to maturity)	165	168
County of El Dorado, Community Facs. Dist. No. 1992-1 (El Dorado Hills Dev.), Special Tax Rev. Ref. Bonds, Series 2012, 5.00% 9/1/2025	1,560	1,563
El Rancho Unified School Dist., G.O. Bonds, 2016 Election, Series 2023-D, BAM insured, 5.50% 8/1/2026	450	480
Foothill/Eastern Transportation Corridor Agcy., Toll Road Rev. Bonds, Capital Appreciation Bonds, Series 1995-A, 0% 1/1/2025 (escrowed to maturity)	2,000	1,945
Fresno Unified School Dist., G.O. Bonds, 2016 Election, Series 2021-D, 2.00% 8/1/2024	135	134
G.O. Bonds, Series 2020, 4.00% 3/1/2028	500	527
G.O. Rev. Ref. Bonds, Series 2022, 5.00% 9/1/2024	5,000	5,061
G.O. Rev. Ref. Bonds, Series 2021, 5.00% 9/1/2027	4,505	4,887
G.O. Rev. Ref. Bonds, Series 2023, 5.00% 9/1/2027	7,000	7,593
G.O. Rev. Ref. Bonds, Series 2023-B, 5.00% 9/1/2028	2,000	2,221
G.O. Rev. Ref. Bonds, Series 2019, 5.00% 4/1/2029	120	135
G.O. Rev. Ref. Bonds, Series 2016, 4.00% 9/1/2031	1,305	1,335
Golden State Tobacco Securitization Corp., Enhanced Tobacco Settlement Asset-Backed Bonds, Series 2017-A-1, 5.00% 6/1/2028 (preref. 6/1/2027)	1,570	1,696
Health Facs. Fncg. Auth., Rev. Bonds (Episcopal Communities & Services), Series 2024-A, 3.85% 11/15/2027	110	110
Health Facs. Fncg. Auth., Rev. Bonds (Providence St. Joseph Health), Series 2019-B, 5.00% 10/1/2039 (put 10/1/2027)	1,000	1,053
Health Facs. Fncg. Auth., Rev. Bonds (Stanford Health Care), Series 2021-A, 3.00% 8/15/2054 (put 8/15/2025)	5,285	5,280
Health Facs. Fncg. Auth., Rev. Ref. Bonds (Lucile Salter Packard Children's Hospital at Stanford), Series 2022-A, 5.00% 5/15/2024	405	407
Health Facs. Fncg. Auth., Rev. Ref. Bonds (Lucile Salter Packard Children's Hospital at Stanford), Series 2022-A, 5.00% 5/15/2025	690	708
Housing Fin. Agcy., Limited Obligation Multi Family Housing Rev. Bonds (Symphony at Del Sur), Series 2023-V, 5.00% 5/1/2054 (put 11/1/2026)	695	724
Infrastructure and Econ. Dev. Bank, Rev. Ref. Bonds (Los Angeles County Museum of Art Project), Series 2021-B, (SIFMA Municipal Swap Index + 0.60%) 5.25% 12/1/2050 (put 6/1/2026) ¹	945	922
City of Inglewood, Successor Agcy. to the Redev. Agcy., Tax Allocation Bonds (Merged Redev. Project), Series 2017-A, BAM insured, 5.00% 5/1/2028	1,490	1,591
City of Irvine, Reassessment Dist. No. 12-1, Limited Obligation Improvement Bonds, Series 2015, 5.00% 9/2/2029	1,600	1,644
City of Los Angeles, Dept. of Airports, Los Angeles International Airport, Rev. and Rev. Ref. Bonds, Series 2022-C, AMT, 5.00% 5/15/2026	3,500	3,627
City of Los Angeles, Dept. of Airports, Los Angeles International Airport, Rev. and Rev. Ref. Bonds, Series 2021-A, AMT, 5.00% 5/15/2027	1,230	1,298
City of Los Angeles, Dept. of Airports, Los Angeles International Airport, Rev. and Rev. Ref. Bonds, Series 2021-A, AMT, 5.00% 5/15/2028	1,250	1,338
City of Los Angeles, Dept. of Airports, Los Angeles International Airport, Rev. and Rev. Ref. Bonds, Series 2022-C, AMT, 5.00% 5/15/2028	1,350	1,445
City of Los Angeles, Dept. of Airports, Los Angeles International Airport, Rev. Bonds, Series 2020-C, AMT, 5.00% 5/15/2026	3,605	3,736
City of Los Angeles, Dept. of Airports, Los Angeles International Airport, Rev. Bonds, Series 2015-D, AMT, 5.00% 5/15/2027	1,005	1,022
City of Los Angeles, Dept. of Airports, Los Angeles International Airport, Rev. Bonds, Series 2018-D, AMT, 5.00% 5/15/2027	2,000	2,110
City of Los Angeles, Dept. of Airports, Los Angeles International Airport, Rev. Bonds, Series 2022-A, AMT, 5.00% 5/15/2027	2,475	2,611
City of Los Angeles, Dept. of Airports, Los Angeles International Airport, Rev. Bonds, Series 2019-F, AMT, 5.00% 5/15/2028	3,615	3,868
City of Los Angeles, Dept. of Airports, Los Angeles International Airport, Rev. Bonds, Series 2021-D, AMT, 5.00% 5/15/2028	500	535
City of Los Angeles, Dept. of Airports, Los Angeles International Airport, Rev. Bonds, Series 2022-G, AMT, 5.00% 5/15/2028	2,100	2,252

American Funds Short-Term Tax-Exempt Bond Fund (continued)

Bonds, notes & other debt instruments (continued)	Principal amount (000)	Value (000)
California (continued)		
City of Los Angeles, Dept. of Airports, Los Angeles International Airport, Rev. Ref. Bonds, Series 2018-B, AMT, 5.00% 5/15/2027	USD1,000	\$1,055
City of Los Angeles, Dept. of Airports, Los Angeles International Airport, Rev. Ref. Green Bonds, Series 2023-A, AMT, 5.00% 5/15/2028	750	802
City of Los Angeles, Dept. of Water and Power, Power System Rev. Bonds, Series 2023-A, 5.00% 7/1/2027	5,480	5,969
City of Los Angeles, Wastewater System Rev. Ref. Bonds, Series 2022-C, 5.00% 6/1/2026	500	529
County of Los Angeles, Dev. Auth., Multi Family Housing Mortgage Rev. Bonds (Long Beach Senior Housing), Series 2022, 2.00% 2/1/2026 (put 2/1/2025)	1,240	1,211
County of Los Angeles, Dev. Auth., Multi Family Housing Rev. Bonds (Cantamar Villas), Series 2021-D-1, 0.30% 2/1/2025 (put 2/1/2024)	2,070	2,070
County of Los Angeles, Metropolitan Transportation Auth., Measure R Sales Tax Rev. Ref. Green Bonds, Series 2020-A, 5.00% 6/1/2024	120	121
County of Los Angeles, Metropolitan Transportation Auth., Measure R Sales Tax Rev. Ref. Green Bonds, Series 2020-A, 5.00% 6/1/2027	1,000	1,086
Los Angeles Unified School Dist., G.O. Dedicated Unlimited Ad Valorem Property Tax Bonds, Series 2020-C, 5.00% 7/1/2026	295	312
Municipal Fin. Auth., Solid Waste Disposal Rev. Bonds (Republic Services, Inc. Project), Series 2023-A, AMT, 4.375% 9/1/2053 (put 9/1/2033)	4,580	4,789
Municipal Fin. Auth., Solid Waste Disposal Rev. Bonds (Waste Management, Inc. Project), Series 2020-B, AMT, 4.80% 11/1/2041 (put 6/2/2025)	1,980	1,990
Municipal Fin. Auth., Solid Waste Disposal Rev. Bonds (Waste Management, Inc. Project), Series 2019-A, AMT, 2.40% 10/1/2044 (put 10/1/2029)	5,280	4,927
New Haven Unified School Dist., G.O. Bonds, Capital Appreciation Bonds, Series 2008-C, Assured Guaranty insured, 0% 8/1/2029	7,650	6,437
Northern California Energy Auth., Commodity Supply Rev. Bonds, Series 2018, 4.00% 7/1/2049 (put 7/1/2024)	6,000	6,003
Oakland Unified School Dist., G.O. Bonds, 2020 Election, Series 2023-A, Assured Guaranty Municipal insured, 5.00% 8/1/2032	1,140	1,370
Port of Oakland, Rev. Ref. Bonds, Series 2021-H, AMT, 5.00% 5/1/2028	2,770	2,960
Port of Oakland, Rev. Ref. Bonds, Series 2021-H, AMT, 5.00% 5/1/2029	615	666
Public Works Board, Lease Rev. Bonds (Dept. of Corrections, Various State Prisons), Series 2017-D, 5.00% 9/1/2027	2,000	2,166
Public Works Board, Lease Rev. Bonds (Various Capital Projects), Series 2016-C, 4.00% 11/1/2031	1,560	1,608
Public Works Board, Lease Rev. Ref. Bonds (Various Capital Projects), Series 2023-C, 5.00% 9/1/2026	500	529
Public Works Board, Lease Rev. Ref. Bonds (Various Capital Projects), Series 2023-C, 5.00% 9/1/2028	3,165	3,506
Rialto Unified School Dist., G.O. Bonds, 2022 Election, Series 2023, BAM insured, 0% 8/1/2030	340	273
City of Sacramento, Municipal Utility Dist., Electric Rev. Ref. Bonds, Series 2023-D, 5.00% 8/15/2049 (put 10/15/2030)	5,245	5,980
Sacramento Unified School Dist., G.O. Rev. Ref. Bonds, Series 2022, BAM insured, 5.00% 7/1/2027	685	739
City of San Diego, Community Facs. Dist. No. 2 (Santaluz), Improvement Area No. 1, Special Tax Rev. Ref. Bonds, Series 2021, 3.00% 9/1/2024	115	115
City of San Diego, Housing Auth., Multi Family Housing Rev. Bonds, Series 2023-B, 5.00% 5/1/2057 (put 11/1/2026)	1,805	1,879
County of San Diego, Regional Airport Auth., Airport Rev. Bonds, Series 2023-B, AMT, 5.00% 7/1/2028	1,570	1,679
County of San Diego, Regional Airport Auth., Airport Rev. Ref. Bonds, Series 2020-C, AMT, 5.00% 7/1/2024	1,000	1,006
City and County of San Francisco, Airport Commission, San Francisco International Airport, Rev. Bonds, Series 2022-A, AMT, 5.00% 5/1/2025	5,990	6,116
City and County of San Francisco, Airport Commission, San Francisco International Airport, Rev. Bonds, Series 2018-G, AMT, 5.00% 5/1/2027	780	818
City and County of San Francisco, Airport Commission, San Francisco International Airport, Rev. Bonds, Series 2023-A-2, AMT, 5.00% 5/1/2029	2,115	2,293
City and County of San Francisco, Airport Commission, San Francisco International Airport, Rev. Ref. Bonds, Series 2023-A, AMT, 5.00% 5/1/2027	2,000	2,102
City and County of San Francisco, Airport Commission, San Francisco International Airport, Special Facs. Lease Rev. Bonds (SFO Fuel Co., LLC), Series 2019-A, AMT, 5.00% 1/1/2026	1,500	1,541
City and County of San Francisco, Public Utilities Commission, Wastewater Rev. Green Bonds, Series 2023-C, 4.00% 10/1/2048 (put 10/1/2029)	3,150	3,344
City of San Jose, Multi Family Housing Rev. Bonds (Parkmoor), Series 2023-F-2, 5.00% 6/1/2027 (put 6/1/2026)	260	270
Santa Margarita Water Dist., Community Facs. Dist. No. 99-1 (Talega), Special Tax Rev. Ref. Bonds, Series 2014-B, 5.00% 9/1/2029	1,150	1,161
Southern California Public Power Auth., Rev. Ref. Green Bonds (Milford Wind Corridor Phase II Project), Series 2021-1, 5.00% 7/1/2025	115	119
Statewide Communities Dev. Auth., Rev. Ref. Bonds (Enloe Medical Center), Series 2015, 5.00% 8/15/2028 (preref. 2/15/2026)	250	262

American Funds Short-Term Tax-Exempt Bond Fund (continued)

Bonds, notes & other debt instruments (continued)

	Principal amount (000)	Value (000)
California (continued)		
Stockton Unified School Dist., G.O. Rev. Ref. Bonds, Series 2023-B, Assured Guaranty Municipal insured, 5.00% 8/1/2027	USD800	\$ 866
Tobacco Securitization Auth. of Southern California, Tobacco Settlement Asset-Backed Rev. Ref. Bonds (San Diego County Tobacco Asset Securitization Corp.), Series 2019-A-1, 5.00% 6/1/2027	750	794
Tobacco Securitization Auth. of Southern California, Tobacco Settlement Asset-Backed Rev. Ref. Bonds (San Diego County Tobacco Asset Securitization Corp.), Series 2019-A, 5.00% 6/1/2028	750	808
City of Tustin, Community Facs. Dist. No. 06-1 (Tustin Legacy / Columbus Villages), Special Tax Rev. Ref. Bonds, Series 2015-A, 5.00% 9/1/2030	2,750	2,816
City of Tustin, Community Facs. Dist. No. 2014-1 (Tustin Legacy / Standard Pacific), Special Tax Bonds, Series 2015-A, 5.00% 9/1/2027	200	205
Regents of the University of California, General Rev. Bonds, Series 2024-BT, 5.00% 5/15/2026	10,500	11,061
Regents of the University of California, Limited Project Rev. Bonds, Series 2022-S, 5.00% 5/15/2026	470	495
Dept. of Veterans Affairs, Home Purchase Rev. Bonds, Series 2016-B, 3.50% 12/1/2045	280	279
Dept. of Veterans Affairs, Home Purchase Rev. Bonds, Series 2022-A, 5.50% 12/1/2052	1,625	1,735
Dept. of Veterans Affairs, Veterans G.O. Bonds, Series 2019-CS, 4.00% 12/1/2049	1,500	1,500
Dept. of Veterans Affairs, Veterans G.O. Bonds, Series 2020-CT, 3.00% 12/1/2050	3,655	3,575
Dept. of Veterans Affairs, Veterans G.O. Bonds, Series 2022-CU, 5.50% 12/1/2052	370	409
Walnut Valley Unified School Dist., G.O. Bonds, Capital Appreciation Bonds, 2007 Election, Series 2011-B, BAM insured, 0% 8/1/2031	1,030	776
Dept. of Water Resources, Water System Rev. Bonds (Central Valley Project), Series 2016-AW, 5.00% 12/1/2033 (preref. 12/1/2026)	230	246
Dept. of Water Resources, Water System Rev. Bonds (Central Valley Project), Series 2017-AX, 5.00% 12/1/2033 (preref. 12/1/2027)	245	269
William S. Hart Union High School Dist., G.O. Bonds, Capital Appreciation Bonds, 2001 Election, Series 2005-B, Assured Guaranty Municipal insured, 0% 9/1/2025	5,000	4,753
		<u>217,147</u>
Colorado 2.18%		
Certs. of Part., Series 2021-A, 5.00% 12/15/2025	1,000	1,040
Board of Governors of the Colorado State University System, System Enterprise Rev. and Rev. Ref. Bonds, Series 2016-B, 5.00% 3/1/2041 (preref. 3/1/2027)	1,530	1,639
City and County of Denver, Airport System Rev. Bonds, Series 2022-A, AMT, 5.00% 11/15/2027	6,305	6,710
City and County of Denver, Airport System Rev. Bonds, Series 2022-A, AMT, 5.00% 11/15/2028	4,500	4,859
City and County of Denver, Airport System Rev. Bonds, Series 2022-B, 5.00% 11/15/2028	125	138
City and County of Denver, Dept. of Aviation, Airport System Rev. Bonds, Series 2018-A, AMT, 5.00% 12/1/2027	1,500	1,593
City and County of Denver, Dept. of Aviation, Airport System Rev. Bonds, Series 2022-A, AMT, 5.00% 11/15/2029	2,000	2,191
E-470 Public Highway Auth., Rev. Bonds, Series 2021-B, (USD-SOFR x 0.67 + 0.35%) 3.907% 9/1/2039 (put 9/1/2024) ¹	645	644
Health Facs. Auth., Hospital Rev. Bonds (Sanford), Series 2019-A, 5.00% 11/1/2028	1,000	1,090
Housing and Fin. Auth., Single Family Mortgage Bonds, Series 2017-C, Class I, 4.00% 5/1/2048	555	553
Housing and Fin. Auth., Single Family Mortgage Bonds, Series 2018-B-1, Class I, 4.00% 11/1/2048	500	498
Housing and Fin. Auth., Single Family Mortgage Bonds, Series 2018-C, Class I, 4.25% 11/1/2048	395	396
Housing and Fin. Auth., Single Family Mortgage Bonds, Series 2019-C, Class I, 4.25% 5/1/2049	2,910	2,916
Housing and Fin. Auth., Single Family Mortgage Bonds, Series 2019-E, Class I, 4.25% 5/1/2049	840	842
Housing and Fin. Auth., Single Family Mortgage Bonds, Series 2021-E, Class I, 3.00% 11/1/2051	1,780	1,724
Housing and Fin. Auth., Single Family Mortgage Bonds, Series 2021-L, Class I, 3.25% 11/1/2051	1,930	1,878
Housing and Fin. Auth., Single Family Mortgage Bonds, Series 2022-B, Class I, 3.25% 5/1/2052	5,395	5,248
Housing and Fin. Auth., Single Family Mortgage Bonds, Series 2022-E, Class I, 5.25% 11/1/2052	5,290	5,473
Housing and Fin. Auth., Single Family Mortgage Bonds, Series 2023-I, Class III, 6.00% 5/1/2053	2,880	3,162
Housing and Fin. Auth., Single Family Mortgage Bonds, Series 2023-O, Class III, 6.50% 5/1/2054	1,410	1,576
Regents of the University of Colorado, University Enterprise Rev. and Rev. Ref. Bonds, Series 2019-C, 2.00% 6/1/2054 (put 10/15/2024)	1,000	992
		<u>45,162</u>
Connecticut 1.22%		
University of Connecticut, G.O. Bonds, Series 2023-A, 5.00% 8/15/2029	1,200	1,353
Town of East Hartford, Housing Auth., Multi Family Housing Rev. Bonds (Summerfield Townhouses Project), Series 2022-A, 4.25% 2/1/2027 (put 2/1/2025)	3,000	3,006
Health and Educational Facs. Auth., Rev. Bonds (Hartford Healthcare Issue), Series 2021-A, 5.00% 7/1/2028	925	993
Health and Educational Facs. Auth., Rev. Bonds (Stamford Hospital Issue), Series 2022-M, 5.00% 7/1/2025	160	162

American Funds Short-Term Tax-Exempt Bond Fund (continued)

Bonds, notes & other debt instruments (continued)	Principal amount (000)	Value (000)
Connecticut (continued)		
Health and Educational Facs. Auth., Rev. Bonds (Yale University Issue), Series 2003-X-2, 0.25% 7/1/2037 (put 2/9/2024)	USD265	\$ 265
Health and Educational Facs. Auth., Rev. Bonds (Yale University Issue), Series 2014-A, 2.80% 7/1/2048 (put 2/10/2026)	5,000	4,977
Health and Educational Facs. Auth., Rev. Bonds (Yale University Issue), Series 2010-A-3, 0.25% 7/1/2049 (put 2/9/2024)	2,280	2,278
Higher Education Supplemental Loan Auth., Rev. Bonds (Chesla Loan Program), Series 2021-B, AMT, 5.00% 11/15/2027	750	785
Higher Education Supplemental Loan Auth., Rev. Bonds (Chesla Loan Program), Series 2021-B, AMT, 5.00% 11/15/2028	545	579
Higher Education Supplemental Loan Auth., Rev. Bonds (Chesla Loan Program), Series 2021-B, AMT, 5.00% 11/15/2029	560	603
Higher Education Supplemental Loan Auth., Rev. Bonds (Chesla Loan Program), Series 2021-B, AMT, 5.00% 11/15/2030	440	478
Housing Fin. Auth., Housing Mortgage Fin. Program Bonds, Series 2018-A-2, AMT, 4.00% 11/15/2041	1,185	1,176
Housing Fin. Auth., Housing Mortgage Fin. Program Bonds, Series 2018-E-1, 4.25% 5/15/2042	770	771
Housing Fin. Auth., Housing Mortgage Fin. Program Bonds, Series 2019-F-1, 3.50% 11/15/2043	580	571
Housing Fin. Auth., Housing Mortgage Fin. Program Bonds, Series 2016-A-1, 4.00% 11/15/2045	120	120
Housing Fin. Auth., Housing Mortgage Fin. Program Bonds, Series 2016-E-1, 3.50% 11/15/2046	260	258
Housing Fin. Auth., Housing Mortgage Fin. Program Bonds, Series 2017-A-1, 4.00% 11/15/2047	1,630	1,625
Housing Fin. Auth., Housing Mortgage Fin. Program Bonds, Series 2017-C-1, 4.00% 11/15/2047	825	822
Housing Fin. Auth., Housing Mortgage Fin. Program Bonds, Series 2017-D-1, 4.00% 11/15/2047	995	992
Housing Fin. Auth., Housing Mortgage Fin. Program Bonds, Series 2021-B-1, 3.00% 11/15/2049	1,385	1,339
Housing Fin. Auth., Housing Mortgage Fin. Program Bonds, Series 2022-A-1, 3.50% 11/15/2051	735	719
Housing Fin. Auth., Housing Mortgage Fin. Program Rev. Ref. Bonds, Series 2015-A, 3.50% 11/15/2044	105	105
Housing Fin. Auth., Housing Mortgage Fin. Program Rev. Ref. Bonds, Series 2015-C-1, 3.50% 11/15/2045	235	234
Special Tax Obligation Bonds (Transportation Infrastructure Purposes), Series 2022-A, 5.00% 7/1/2028	1,000	1,100
		<u>25,311</u>
Delaware 0.06%		
G.O. Bonds, Series 2014-B, 4.00% 7/1/2024	1,000	1,004
G.O. Bonds, Series 2021, 5.00% 2/1/2031	130	152
		<u>1,156</u>
District of Columbia 1.97%		
G.O. Bonds, Series 2023-A, 5.00% 1/1/2027	2,525	2,693
G.O. Bonds, Series 2015-A, 5.00% 6/1/2032	2,930	2,999
Housing Fin. Agcy., Collateralized Multi Family Housing Rev. Bonds (Kenilworth 166 Apartments Project), Series 2021, 1.25% 6/1/2025 (put 12/1/2024)	7,395	7,228
Housing Fin. Agcy., Collateralized Multi Family Housing Rev. Bonds (Paxton Project), Series 2022, 4.00% 9/1/2040 (put 9/1/2025)	1,000	1,004
Income Tax Secured Rev. Ref. Bonds, Series 2024-A, 5.00% 10/1/2031	4,000	4,680
Metropolitan Washington DC Airports Auth., Airport System Rev. and Rev. Ref. Bonds, Series 2021-A, AMT, 5.00% 10/1/2025	4,000	4,106
Metropolitan Washington DC Airports Auth., Airport System Rev. and Rev. Ref. Bonds, Series 2017-A, AMT, 5.00% 10/1/2026	1,000	1,043
Metropolitan Washington DC Airports Auth., Airport System Rev. and Rev. Ref. Bonds, Series 2021-A, AMT, 5.00% 10/1/2026	1,500	1,565
Metropolitan Washington DC Airports Auth., Airport System Rev. and Rev. Ref. Bonds, Series 2018-A, AMT, 5.00% 10/1/2029	2,155	2,311
Metropolitan Washington DC Airports Auth., Airport System Rev. Ref. Bonds, Series 2020-A, AMT, 5.00% 10/1/2025	1,000	1,027
Metropolitan Washington DC Airports Auth., Airport System Rev. Ref. Bonds, Series 2022-A, AMT, 5.00% 10/1/2025	900	924
Metropolitan Washington DC Airports Auth., Airport System Rev. Ref. Bonds, Series 2022-A, AMT, 5.00% 10/1/2026	2,000	2,087
Metropolitan Washington DC Airports Auth., Airport System Rev. Ref. Bonds, Series 2020-B, AMT, 5.00% 10/1/2027	1,000	1,062
Metropolitan Washington DC Airports Auth., Airport System Rev. Ref. Bonds, Series 2022-A, AMT, 5.00% 10/1/2027	490	520
Metropolitan Washington DC Airports Auth., Rev and Rev. Ref. Bonds, Series 2021-A, AMT, 5.00% 10/1/2028	6,410	6,908

American Funds Short-Term Tax-Exempt Bond Fund (continued)

Bonds, notes & other debt instruments (continued)	Principal amount (000)	Value (000)
District of Columbia (continued)		
Rev. Ref. Bonds (National Public Radio, Inc. Issue), Series 2016, 5.00% 4/1/2028 (preref. 4/1/2026)	USD230	\$ 241
Rev. Ref. Bonds (National Public Radio, Inc. Issue), Series 2016, 5.00% 4/1/2029 (preref. 4/1/2026)	225	236
Water and Sewer Auth., Public Utility Rev. Bonds, Series 2014-C, 5.00% 10/1/2025	150	152
		<u>40,786</u>
Florida 2.81%		
County of Broward, Housing Fin. Auth., Multi Family Housing Rev. Bonds (Pinnacle 441 Phase 2), Series 2023, 4.05% 9/1/2056 (put 3/1/2026)	1,755	1,772
County of Broward, Housing Fin. Auth., Multi Family Housing Rev. Bonds (Solaris Apartments), Series 2021-B, 0.70% 1/1/2025 (put 7/1/2024)	1,555	1,529
Capital Trust Agcy., Housing Rev. Bonds (Council Towers Apartments Project), Series 2020-A, 5.00% 2/1/2024 ²	5,145	5,145
Central Florida Expressway Auth., Rev. Ref. Bonds, Series 2021, Assured Guaranty Municipal insured, 5.00% 7/1/2024	885	892
City of Daytona Beach, Housing Auth., Multi Family Housing Rev. Bonds (The WM at the River Project), Series 2021-B, 1.25% 12/1/2025 (put 12/1/2024)	1,415	1,381
Board of Education, Lottery Rev. Ref. Bonds, Series 2016-B, 5.00% 7/1/2027	3,175	3,332
Board of Education, Public Education Capital Outlay Rev. Ref. Bonds, Series 2022-B, 5.00% 6/1/2028	2,000	2,206
Greater Orlando Aviation Auth., Airport Facs. Rev. Bonds, Series 2016-A, AMT, 5.00% 10/1/2029 (preref. 10/1/2026)	1,000	1,047
Greater Orlando Aviation Auth., Airport Facs. Rev. Bonds, Series 2017-A, AMT, 5.00% 10/1/2030 (preref. 10/1/2027)	1,025	1,089
County of Hillsborough, Aviation Auth., Tampa International Airport Rev. Bonds, Series 2015-A, AMT, 5.00% 10/1/2040 (preref. 10/1/2024)	3,310	3,340
Housing Fin. Corp., Homeowner Mortgage Rev. Bonds, Series 2017-1, 4.00% 7/1/2048	570	568
Housing Fin. Corp., Homeowner Mortgage Rev. Bonds, Series 2018-1, 4.00% 7/1/2049	655	653
Housing Fin. Corp., Homeowner Mortgage Rev. Bonds, Series 2018-2, 4.25% 1/1/2050	970	971
Housing Fin. Corp., Homeowner Mortgage Rev. Bonds, Series 2020-2, 3.00% 7/1/2051	310	301
Housing Fin. Corp., Homeowner Mortgage Rev. Bonds, Series 2020-1, 3.50% 7/1/2051	640	631
Housing Fin. Corp., Homeowner Mortgage Rev. Bonds, Series 2021-2, 3.00% 7/1/2052	4,945	4,775
Housing Fin. Corp., Homeowner Mortgage Rev. Bonds, Series 2022-1, 3.50% 7/1/2052	845	829
Housing Fin. Corp., Homeowner Mortgage Rev. Bonds, Series 2023-3, 5.75% 1/1/2054	1,065	1,162
Housing Fin. Corp., Multi Family Mortgage Rev. Bonds (The Canopy at West River Towers 1 & 2), Series 2022-A-2, 3.25% 5/1/2026 (put 5/1/2025)	4,155	4,135
JEA, Water and Sewer System Rev. Bonds, Series 2020-A, 5.00% 10/1/2024	600	608
JEA, Water and Sewer System Rev. Bonds, Series 2020-A, 5.00% 10/1/2025	1,540	1,595
JEA, Water and Sewer System Rev. Bonds, Series 2020-A, 5.00% 10/1/2025	280	290
County of Lee, Airport Rev. Bonds, Series 2021-B, AMT, 5.00% 10/1/2029	350	379
County of Miami-Dade, Expressway Auth., Toll System Rev. Ref. Bonds, Series 2014-B, BAM insured, 5.00% 7/1/2026	1,000	1,008
County of Miami-Dade, Housing Fin. Auth., Multi Family Housing Rev. Bonds (Quail Roost Transit Village I), Series 2023, 5.00% 9/1/2026 (put 9/1/2025)	1,000	1,019
County of Miami-Dade, Multi Family Housing Rev. Bonds (Council Towers Seniors Apartment Homes Project), Series 2023, 5.00% 2/1/2024 ²	1,865	1,865
County of Miami-Dade, Seaport Rev. Ref. Bonds, Series 2022-A, AMT, 5.00% 10/1/2030	2,670	2,940
County of Orange, Health Facs. Auth., Hospital Rev. Bonds (Orlando Health Obligated Group), Series 2023-A, 5.00% 10/1/2031	1,600	1,818
County of Orange, Housing Fin. Auth., Multi Family Housing Rev. Bonds (Stratford Point Apartments), Series 2021-B, 0.55% 1/1/2025 (put 7/1/2024)	2,335	2,294
Orlando Utilities Commission, Utility System Rev. Ref. Bonds, Series 2020-A, 5.00% 10/1/2027	1,000	1,084
County of Palm Beach, Housing Fin. Auth., Multi Family Housing Rev. Bonds (Christian Manor), Series 2022, 1.25% 2/1/2025 (put 2/1/2024)	2,480	2,480
County of Pinellas, Housing Fin. Auth., Multi Family Mortgage Backed Bonds (Jordan Park Apartments), Series 2021-B, 0.65% 1/1/2025 (put 7/1/2024)	1,225	1,204
City of Tampa, Hospital Rev. Bonds (H. Lee Moffitt Cancer Center Project), Series 2020-B, 5.00% 7/1/2024	100	101
City of Tampa, Hospital Rev. Bonds (H. Lee Moffitt Cancer Center Project), Series 2020-B, 5.00% 7/1/2025	75	77
City of Tampa, Hospital Rev. Bonds (H. Lee Moffitt Cancer Center Project), Series 2020-B, 5.00% 7/1/2026	100	104
Dept. of Transportation, Right-of-Way Acquisition and Bridge Construction Bonds, Series 2016-A, 5.00% 7/1/2027	315	332
Dept. of Transportation, Right-of-Way Acquisition and Bridge Construction Bonds, Series 2018-B, 5.00% 7/1/2027	445	481

American Funds Short-Term Tax-Exempt Bond Fund (continued)

Bonds, notes & other debt instruments (continued)	Principal amount (000)	Value (000)
Florida (continued)		
Dept. of Transportation, Turnpike Rev. Ref. Bonds, Series 2023-A, 5.00% 7/1/2026	USD1,515	\$ 1,596
Dept. of Transportation Fncg. Corp., Rev. Bonds, Series 2020, 5.00% 7/1/2024	65	66
Dept. of Transportation Fncg. Corp., Rev. Bonds, Series 2022, 5.00% 7/1/2026	1,000	1,055
		<u>58,154</u>
Georgia 2.75%		
City of Atlanta, Airport General Rev. Ref. Bonds, Series 2023-G, AMT, 5.00% 7/1/2026	1,895	1,968
City of Atlanta, Airport General Rev. Ref. Bonds, Series 2021-B, 5.00% 7/1/2027	430	463
City of Atlanta, Airport General Rev. Ref. Bonds, Series 2023-G, AMT, 5.00% 7/1/2027	455	481
City of Atlanta, Airport General Rev. Ref. Bonds, Series 2021-C, AMT, 5.00% 7/1/2028	665	714
County of Bartow, Dev. Auth., Pollution Control Rev. Bonds (Georgia Power Co. Plant Bowen Project), Series 1997-1, 1.80% 9/1/2029	560	482
County of Burke, Dev. Auth., Pollution Control Rev. Bonds (Oglethorpe Power Corp. Vogtle Project), Series 2013-A, 1.50% 1/1/2040 (put 2/3/2025)	1,175	1,131
City of Columbus, Dev. Auth., Multi Family Housing Rev. Bonds (Highland Terrance Phase II Project), Series 2021-B, 0.34% 4/1/2025 (put 4/1/2024)	2,000	1,985
G.O. Bonds, Series 2015-A, 5.00% 2/1/2027	1,000	1,022
G.O. Rev. Ref. Bonds, Series 2016-E, 5.00% 12/1/2027	500	533
Housing and Fin. Auth., Single Family Mortgage Bonds, Series 2015-A-1, 3.50% 6/1/2045	10	10
Housing and Fin. Auth., Single Family Mortgage Bonds, Series 2016-A-1, 3.50% 12/1/2046	85	84
Housing and Fin. Auth., Single Family Mortgage Bonds, Series 2017-A, 4.00% 12/1/2047	815	812
Main Street Natural Gas, Inc., Gas Project Rev. Bonds, Series 2007-A, 5.50% 9/15/2028	1,500	1,599
Main Street Natural Gas, Inc., Gas Supply Rev. Bonds, Series 2019-A, 5.00% 5/15/2026	3,000	3,060
Main Street Natural Gas, Inc., Gas Supply Rev. Bonds, Series 2021-A, 4.00% 7/1/2052 (put 9/1/2027)	3,000	3,014
Main Street Natural Gas, Inc., Gas Supply Rev. Bonds, Series 2023-B, 5.00% 7/1/2053 (put 3/1/2030)	1,000	1,061
Main Street Natural Gas, Inc., Gas Supply Rev. Bonds, Series 2023-C, 5.00% 9/1/2053 (put 12/1/2029)	7,560	8,045
Main Street Natural Gas, Inc., Gas Supply Rev. Bonds, Series 2024-A, 5.00% 5/1/2054 (put 9/1/2031)	4,390	4,701
Municipal Electric Auth., Combined Cycle Project Rev. Bonds, Series 2020-A, 4.00% 11/1/2025	1,400	1,417
Municipal Electric Auth., General Resolution Projects Bonds, Series 2021-A, 4.00% 1/1/2027	270	276
Municipal Electric Auth., Plant Vogtle Units 3 and 4 Project M Bonds, Series 2021-A, Assured Guaranty Municipal insured, 5.00% 1/1/2025	200	203
Municipal Electric Auth., Plant Vogtle Units 3 and 4 Project M Bonds, Series 2021-A, Assured Guaranty Municipal insured, 5.00% 1/1/2026	280	291
Municipal Electric Auth., Plant Vogtle Units 3 and 4 Project M Bonds, Series 2021-A, Assured Guaranty Municipal insured, 5.00% 1/1/2027	220	233
Municipal Electric Auth., Plant Vogtle Units 3 and 4 Project M Bonds, Series 2023-A, Assured Guaranty Municipal insured, 5.00% 7/1/2029	500	553
Municipal Electric Auth., Plant Vogtle Units 3 and 4 Project M Bonds, Series 2023-A, Assured Guaranty Municipal insured, 5.00% 7/1/2030	500	561
Municipal Electric Auth., Plant Vogtle Units 3 and 4 Project M Bonds, Series 2023-A, Assured Guaranty Municipal insured, 5.00% 7/1/2031	500	571
Municipal Electric Auth., Plant Vogtle Units 3 and 4 Project P Bonds, Series 2021-A, 5.00% 1/1/2025	195	197
Municipal Electric Auth., Plant Vogtle Units 3 and 4 Project P Bonds, Series 2021-A, 5.00% 1/1/2026	200	205
Municipal Electric Auth., Plant Vogtle Units 3 and 4 Project P Bonds, Series 2021-A, 5.00% 1/1/2027	200	208
Municipal Electric Auth., Project One Bonds, Series 2020-A, 5.00% 1/1/2028	1,285	1,378
Municipal Electric Auth., Project One Bonds, Series 2021-A, 5.00% 1/1/2030	740	823
Private Colleges and Universities Auth., Rev. Bonds (The Savannah College of Art and Design Projects), Series 2021, 5.00% 4/1/2028	400	432
County of Rockdale, Dev. Auth., Multi Family Housing Rev. Bonds (Arbours at Conyers Project), Series 2022, 3.625% 2/1/2026 (put 2/1/2025)	8,105	8,075
City of Valdosta, Housing Auth., Multi Family Housing Rev. Bonds (TISHCO Rural Rental Housing Portfolio Project), Series 2022, 1.25% 2/1/2025 (put 2/1/2024)	560	560
City of Villa Rica, Downtown Dev. Auth., Multi Family Housing Rev. Bonds (Arbours at Villa Rica Project), Series 2022, 1.25% 8/1/2025 (put 8/1/2024)	9,955	9,816
		<u>56,964</u>
Guam 0.05%		
Power Auth., Rev. Ref. Bonds, Series 2022-A, 5.00% 10/1/2028	1,000	1,063

American Funds Short-Term Tax-Exempt Bond Fund (continued)

Bonds, notes & other debt instruments (continued)

	Principal amount (000)	Value (000)
Hawaii 0.16%		
Airports System Rev. Bonds, Series 2018-A, AMT, 5.00% 7/1/2029	USD1,000	\$1,069
G.O. Rev. Ref. Bonds, Series 2016, 5.00% 10/1/2028	2,080	2,190
		<u>3,259</u>
Idaho 0.22%		
Health Facs. Auth., Rev. Bonds (St. Luke's Health System Project), Series 2021-A, 5.00% 3/1/2027	200	211
Health Facs. Auth., Rev. Bonds (St. Luke's Health System Project), Series 2021-A, 5.00% 3/1/2028	260	280
Health Facs. Auth., Rev. Bonds (St. Luke's Health System Project), Series 2021-A, 5.00% 3/1/2029	165	181
Housing and Fin. Assn., Sales Tax Rev. Bonds (Transportation Expansion and Congestion Mitigation Fund), Series 2022-A, 5.00% 8/15/2027	1,100	1,187
Housing and Fin. Assn., Sales Tax Rev. Bonds (Transportation Expansion and Congestion Mitigation Fund), Series 2023-A, 5.00% 8/15/2030	1,750	2,007
Housing and Fin. Assn., Single Family Mortgage Bonds, Series 2019-A, 4.00% 1/1/2050	625	623
		<u>4,489</u>
Illinois 3.87%		
City of Chicago, Board of Education, Unlimited Tax G.O. Rev. Ref. Bonds (Dedicated Rev.), Series 2018-C, Assured Guaranty Municipal insured, 5.00% 12/1/2027	1,950	2,051
City of Chicago, Board of Education, Unlimited Tax G.O. Rev. Ref. Bonds (Dedicated Rev.), Series 2018-A, Assured Guaranty Municipal insured, 5.00% 12/1/2029	2,500	2,664
City of Chicago, Chicago Midway Airport, Rev. Ref. Bonds, Series 2023-C, AMT, 5.00% 1/1/2027	4,500	4,697
City of Chicago, Chicago Midway Airport, Rev. Ref. Bonds, Series 2023-C, AMT, 5.00% 1/1/2028	4,045	4,290
City of Chicago, Wastewater Transmission Rev. Ref. Bonds, Series 2017-B, Assured Guaranty Municipal insured, 5.00% 1/1/2027	1,000	1,060
City of Chicago, Wastewater Transmission Rev. Ref. Bonds, Series 2023-B, Assured Guaranty Municipal insured, 5.00% 1/1/2029	700	774
City of Chicago, Wastewater Transmission Rev. Ref. Bonds, Series 2023-B, Assured Guaranty Municipal insured, 5.00% 1/1/2030	1,885	2,128
City of Chicago, Water Rev. Ref. Bonds, Series 2023-B, Assured Guaranty Municipal insured, 5.00% 11/1/2029	750	844
City of Chicago, Water Rev. Ref. Bonds, Series 2023-B, Assured Guaranty Municipal insured, 5.00% 11/1/2031	1,455	1,691
County of Cook, G.O. Rev. Ref. Bonds, Series 2022-A, 5.00% 11/15/2029	3,005	3,373
Fin. Auth., Rev. Bonds (Art Institute of Chicago), Series 2016, 5.00% 3/1/2024	130	130
Fin. Auth., Rev. Bonds (Centegra Health System), Series 2014-A, 5.00% 9/1/2026 (preref. 9/1/2024)	1,000	1,010
Fin. Auth., Rev. Bonds (Centegra Health System), Series 2014-A, 5.00% 9/1/2027 (preref. 9/1/2024)	200	202
Fin. Auth., Rev. Bonds (Northshore University HealthSystem), Series 2020-A, 5.00% 8/15/2025	1,265	1,304
Fin. Auth., Rev. Bonds (OSF Healthcare System), Series 2020-B-1, 5.00% 5/15/2050 (put 11/15/2024)	2,585	2,591
Fin. Auth., Rev. Bonds (OSF Healthcare System), Series 2020-B-2, 5.00% 5/15/2050 (put 11/15/2026)	2,535	2,626
Fin. Auth., Rev. Bonds (Presbyterian Homes Obligated Group), Series 2021-B, (SIFMA Municipal Swap Index + 0.70%) 5.25% 5/1/2042 (put 5/1/2026) ¹	250	245
Fin. Auth., Rev. Bonds (University of Chicago Medicine), Series 2022-B-2, 5.00% 8/15/2052 (put 8/15/2027)	6,875	7,316
Fin. Auth., Solid Waste Disposal Rev. Bonds (Waste Management, Inc. Project), Series 2023, AMT, 4.60% 10/1/2053 (put 10/1/2026)	4,685	4,731
Fin. Auth., Water Facs. Rev. Ref. Bonds (American Water Capital Corp. Project), Series 2020, 3.875% 5/1/2040 (put 9/1/2028)	1,060	1,071
G.O. Bonds, Series 2022-A, 5.00% 3/1/2024	475	476
G.O. Bonds, Series 2020, 5.50% 5/1/2026	1,500	1,574
Housing Dev. Auth., Multi Family Housing Rev. Bonds, Series 2021-C, 0.80% 7/1/2026	410	374
Housing Dev. Auth., Multi Family Housing Rev. Bonds (Bellwood Senior), Series 2022, 4.00% 3/1/2043 (put 12/1/2024)	1,455	1,455
Housing Dev. Auth., Multi Family Housing Rev. Bonds (Berry Manor), Series 2022, 4.00% 9/1/2025 (put 9/1/2024)	190	190
Housing Dev. Auth., Multi Family Housing Rev. Bonds (Marshall Field Garden Apartment Homes), Series 2015, (SIFMA Municipal Swap Index + 1.00%) 5.55% 5/15/2050 (put 5/15/2025) ¹	6,625	6,608
Housing Dev. Auth., Rev. Bonds, Series 2019-C, 4.00% 10/1/2049	345	344
Housing Dev. Auth., Rev. Bonds, Series 2019-A, 4.25% 10/1/2049	255	256
Housing Dev. Auth., Rev. Bonds, Series 2021-D, 3.00% 10/1/2051	4,165	4,023
Housing Dev. Auth., Rev. Bonds, Series 2023-H, 5.75% 10/1/2053	1,125	1,206
Metropolitan Pier and Exposition Auth., McCormick Place Expansion Project Rev. Ref. Bonds, Series 2022-A, 3.00% 6/15/2024	765	762
Metropolitan Pier and Exposition Auth., McCormick Place Expansion Project Rev. Ref. Bonds, Series 2022-A, 3.00% 6/15/2025	1,000	988

American Funds Short-Term Tax-Exempt Bond Fund (continued)

Bonds, notes & other debt instruments (continued)

	Principal amount (000)	Value (000)
Illinois (continued)		
Metropolitan Pier and Exposition Auth., McCormick Place Expansion Project Rev. Ref. Bonds, Series 2017-B, 5.00% 12/15/2027	USD100	\$ 107
Metropolitan Pier and Exposition Auth., McCormick Place Expansion Project Rev. Ref. Bonds, Series 2022-B, 5.00% 12/15/2027	675	695
Metropolitan Pier and Exposition Auth., McCormick Place Expansion Project Rev. Ref. Bonds, Series 2023-A, 5.00% 12/15/2027	2,500	2,665
Railsplitter Tobacco Settlement Auth., Tobacco Settlement Rev. Bonds, Series 2017, 5.00% 6/1/2025	2,000	2,052
Sales Tax Securitization Corp., Sales Tax Securitization Bonds, Series 2017-A, 5.00% 1/1/2027	1,000	1,060
Sales Tax Securitization Corp., Sales Tax Securitization Bonds, Series 2020-A, 5.00% 1/1/2028	3,225	3,494
Sales Tax Securitization Corp., Sales Tax Securitization Rev. Ref. Bonds, Series 2023-C, 5.00% 1/1/2029	1,930	2,102
Toll Highway Auth., Toll Highway Rev. Bonds, Series 2019-C, 5.00% 1/1/2025	2,765	2,813
Toll Highway Auth., Toll Highway Rev. Ref. Bonds, Series 2024-A, 5.00% 1/1/2028	1,250	1,361
Toll Highway Auth., Toll Highway Rev. Ref. Bonds, Series 2024-A, 5.00% 1/1/2029	600	666
		80,069
Indiana 2.77%		
Fin. Auth., Environmental Facs. Rev. Ref. Bonds (Indianapolis Power & Light Co. Project), Series 2020-B, AMT, 0.95% 12/1/2038 (put 4/1/2026)	520	482
Fin. Auth., Hospital Rev. Ref. Bonds (Indiana University Health), Series 2023-B-1, 5.00% 10/1/2062 (put 7/1/2028)	6,320	6,800
Fin. Auth., State Revolving Fund Green Bonds, Series 2019-E, 5.00% 2/1/2026	1,465	1,530
Fin. Auth., State Revolving Fund Program Green Bonds, Series 2021-B, 5.00% 2/1/2027	330	353
Fin. Auth., State Revolving Fund Program Green Bonds, Series 2021-B, 5.00% 2/1/2028	425	464
Fin. Auth., Wastewater Utility Rev. Ref. Bonds (CWA Auth. Project), Series 2021-2, 5.00% 10/1/2025	1,250	1,293
Fin. Auth., Wastewater Utility Rev. Ref. Bonds (CWA Auth. Project), Series 2024-A, 5.00% 10/1/2027	1,250	1,333
Fin. Auth., Wastewater Utility Rev. Ref. Bonds (CWA Auth. Project), Series 2021-2, 5.00% 10/1/2028	1,250	1,382
Fin. Auth., Wastewater Utility Rev. Ref. Bonds (CWA Auth. Project), Series 2024-A, 5.00% 10/1/2031	1,000	1,145
Housing and Community Dev. Auth., Multi Family Housing Rev. Bonds (Emerald Pointe Apartments Project), Series 2022, 5.00% 11/1/2025 (put 11/1/2024)	375	378
Housing and Community Dev. Auth., Single Family Mortgage Rev. Bonds, Series 2018-A, 4.00% 7/1/2048	2,570	2,562
Housing and Community Dev. Auth., Single Family Mortgage Rev. Bonds, Series 2019-A, 4.25% 7/1/2048	1,815	1,815
Housing and Community Dev. Auth., Single Family Mortgage Rev. Bonds, Series 2020-A, 3.75% 1/1/2049	245	243
Housing and Community Dev. Auth., Single Family Mortgage Rev. Bonds, Series 2020-B-1, 3.25% 7/1/2049	190	186
Housing and Community Dev. Auth., Single Family Mortgage Rev. Bonds, Series 2021-B, 3.00% 7/1/2050	645	625
Housing and Community Dev. Auth., Single Family Mortgage Rev. Bonds, Series 2021-C-1, 3.00% 1/1/2052	2,130	2,053
Housing and Community Dev. Auth., Single Family Mortgage Rev. Bonds, Series 2022-C-1, 5.00% 7/1/2053	420	434
Housing and Community Dev. Auth., Single Family Mortgage Rev. Bonds, Series 2023-A-1, 5.75% 7/1/2053	2,090	2,222
Indiana Secondary Market for Education Loans, Inc., Student Loan Program Rev. Bonds, Series 2022-1A, AMT, 5.00% 6/1/2027	1,500	1,560
Indiana Secondary Market for Education Loans, Inc., Student Loan Program Rev. Bonds, Series 2022-1A, AMT, 5.00% 6/1/2028	1,350	1,416
Indiana Secondary Market for Education Loans, Inc., Student Loan Program Rev. Bonds, Series 2022-1A, AMT, 5.00% 6/1/2029	1,225	1,299
City of Indianapolis, Local Public Improvement Bond Bank Bonds (Indianapolis Airport Auth. Project), Series 2019-I-2, 5.00% 1/1/2025	255	260
City of Indianapolis, Local Public Improvement Bond Bank Bonds (Indianapolis Airport Auth. Project), Series 2023-I-2, AMT, 5.00% 1/1/2028	3,110	3,293
City of Indianapolis, Local Public Improvement Bond Bank Bonds (Indianapolis Airport Auth. Project), Series 2023-I-2, AMT, 5.00% 1/1/2029	2,290	2,458
City of Indianapolis, Local Public Improvement Bond Bank Rev. Ref. Bonds (Cityway 1 Project), Series 2021-B, 5.00% 2/1/2024	635	635
City of Indianapolis, Local Public Improvement Bond Bank Rev. Ref. Bonds (Indianapolis Airport Auth. Project), Series 2015-I, AMT, 5.00% 1/1/2026	2,965	2,986
City of Indianapolis, Local Public Improvement Bond Bank Rev. Ref. Bonds (Indianapolis Airport Auth. Project), Series 2016-A-1, AMT, 5.00% 1/1/2028	300	309
City of Indianapolis, Local Public Improvement Bond Bank Rev. Ref. Bonds (Indianapolis Airport Auth. Project), Series 2015-I, AMT, 5.00% 1/1/2033	2,000	2,019
City of Indianapolis, Water System Rev. Ref. Bonds, Series 2016-B, 5.00% 10/1/2028	4,000	4,216
City of Kokomo, Multi Family Housing Rev. Bonds (KHA RAD I Apartments), Series 2021-A, 0.56% 2/1/2025 (put 2/1/2024)	2,710	2,710
Municipal Power Agcy., Power Supply System Rev. Bonds, Series 2022-A, 5.00% 1/1/2028	700	759

American Funds Short-Term Tax-Exempt Bond Fund (continued)

Bonds, notes & other debt instruments (continued)	Principal amount (000)	Value (000)
Indiana (continued)		
City of Whiting, Environmental Facs. Rev. Bonds (BP Products North America, Inc. Project), Series 2015, AMT, 4.40% 11/1/2045 (put 6/10/2031)	USD4,000	\$ 4,090
City of Whiting, Environmental Facs. Rev. Bonds (BP Products North America, Inc. Project), Series 2016-A, AMT, 4.40% 3/1/2046 (put 6/10/2031)	1,000	1,019
City of Whiting, Environmental Facs. Rev. Ref. Bonds (BP Products North America, Inc. Project), Series 2019-A, AMT, 5.00% 12/1/2044 (put 6/15/2026)	3,000	3,060
		<u>57,389</u>
Iowa 1.09%		
Fin. Auth., Multi Family Housing Rev. Bonds (AHEPA 192-IV Apartments Projects), Series 2023, 5.00% 11/1/2026 (put 11/1/2025)	2,125	2,166
Fin. Auth., Single Family Mortgage Bonds, Series 2022-A, 3.00% 1/1/2052	3,060	2,943
Fin. Auth., Single Family Mortgage Bonds (Mortgage-Backed Securities Program), Series 2019-D, 3.50% 1/1/2049	270	265
Fin. Auth., Solid Waste Fac. Rev. Green Bonds (Gevo NW Iowa RNG, LLC Renewable Natural Gas Project), Series 2021, AMT, 1.50% 1/1/2042 (put 4/1/2024)	1,905	1,893
PEFA, Inc., Gas Project Rev. Bonds, Series 2019, 5.00% 9/1/2049 (put 9/1/2026)	12,780	13,104
Student Loan Liquidity Corp., Student Loan Rev. Bonds, Series 2023-B, AMT, 5.00% 12/1/2026	600	621
Student Loan Liquidity Corp., Student Loan Rev. Bonds, Series 2023-B, AMT, 5.00% 12/1/2027	1,000	1,045
Student Loan Liquidity Corp., Student Loan Rev. Bonds, Series 2023-B, AMT, 5.00% 12/1/2028	435	460
		<u>22,497</u>
Kansas 0.36%		
Dev. Fin. Auth., Hospital Rev. Bonds (Advent Health Obligated Group), Series 2021-B, 5.00% 11/15/2054 (put 11/15/2028)	5,040	5,464
Johnson County Unified School Dist. No. 512, G.O. Rev. Ref. and Improvement Bonds (Shawnee Mission), Series 2015-A, 5.00% 10/1/2033 (preref. 10/1/2025)	2,000	2,071
		<u>7,535</u>
Kentucky 0.56%		
Housing Corp., Multi Family Housing Rev. Bonds (Beecher Terrace Phase IV Project), Series 2023, 5.00% 9/1/2043 (put 9/1/2026)	2,030	2,090
Housing Corp., Multi Family Housing Rev. Bonds (Cambridge Square Project), Series 2021, 0.30% 8/1/2024 (put 2/1/2024)	800	800
Housing Corp., Single Family Mortgage Rev. Bonds, Series 2024-A, 6.25% 7/1/2054	550	617
Public Energy Auth., Gas Supply Rev. Bonds, Series 2018-B, 4.00% 1/1/2049 (put 1/1/2025)	2,035	2,038
Public Energy Auth., Gas Supply Rev. Bonds, Series 2019-A-1, 4.00% 12/1/2049 (put 6/1/2025)	1,905	1,908
Public Energy Auth., Gas Supply Rev. Bonds, Series 2022-A-2, (USD-SOFR x 0.67 + 1.20%) 4.757% 8/1/2052 (put 8/1/2030) ¹	570	550
Public Energy Auth., Gas Supply Rev. Ref. Bonds, Series 2023-A-1, 5.25% 4/1/2054 (put 2/1/2032)	1,615	1,755
County of Trimble, Pollution Control Rev. Ref. Bonds (Louisville Gas and Electric Co. Project), Series 2016-A, AMT, 1.30% 9/1/2044 (put 9/1/2027)	1,975	1,743
		<u>11,501</u>
Louisiana 1.28%		
Parish of East Baton Rouge, Sewerage Commission, Multi Modal Rev. Ref. Bonds, Series 2021-A, 1.30% 2/1/2041 (put 2/1/2028)	3,000	2,669
Parish of East Baton Rouge, Sewerage Commission, Rev. Ref. Bonds, Series 2019, 5.00% 2/1/2026	1,125	1,172
Gasoline and Fuels Tax Rev. Ref. Bonds, Series 2022-A, (USD-SOFR x 0.50 + 0.50%) 4.224% 5/1/2043 (put 5/1/2026) ¹	1,125	1,101
Housing Corp., Single Family Mortgage Rev. Bonds (Home Ownership Program), Series 2022-A, 5.00% 6/1/2052	10,235	10,565
Housing Corp., Single Family Mortgage Rev. Bonds (Home Ownership Program), Series 2023-A, 5.75% 6/1/2054	600	650
Local Government Environmental Facs. and Community Dev. Auth., Rev. Ref. Bonds (East Baton Rouge Sewerage Commission Projects), Series 2023, 5.00% 2/1/2027	400	422
Local Government Environmental Facs. and Community Dev. Auth., Rev. Ref. Bonds (East Baton Rouge Sewerage Commission Projects), Series 2023, 5.00% 2/1/2029	700	764
Louisiana Stadium and Exposition Dist., Rev. Bonds, Series 2023-A, 5.00% 7/1/2030	475	533
Louisiana Stadium and Exposition Dist., Rev. Bonds, Series 2023-A, 5.00% 7/1/2031	550	626
City of New Orleans, Sewerage Service Rev. and Rev. Ref. Bonds, Series 2015, 5.00% 12/1/2040 (preref. 12/1/2025)	1,000	1,038

American Funds Short-Term Tax-Exempt Bond Fund (continued)

Bonds, notes & other debt instruments (continued)	Principal amount (000)	Value (000)
Louisiana (continued)		
City of New Orleans, Sewerage Service Rev. and Rev. Ref. Bonds, Series 2015, 5.00% 6/1/2045 (preref. 6/1/2025)	USD3,000	\$ 3,079
Public Facs. Auth., Hospital Rev. Bonds (Louisiana Children's Medical Center Project), Series 2015-A-3, 5.00% 6/1/2045 (put 6/1/2028)	680	725
Public Facs. Auth., Rev. Bonds (Ochsner Clinic Foundation Project), Series 2020-B, 5.00% 5/15/2050 (put 5/15/2025)	610	621
Public Facs. Auth., Rev. Ref. Bonds (Nineteenth Judicial Dist. Court Building Project), Series 2015, Assured Guaranty Municipal insured, 5.00% 6/1/2036 (preref. 6/1/2025)	1,020	1,048
Parish of Tangipahoa, Hospital Service Dist. No. 1, Hospital Rev. Ref. Bonds (North Oaks Health System Project), Series 2021, 5.00% 2/1/2027	1,500	1,559
		<u>26,572</u>
Maine 0.20%		
Fin. Auth., Student Loan Rev. Bonds, Series 2021-A-1, Assured Guaranty Municipal insured, 5.00% 12/1/2024	65	66
Fin. Auth., Student Loan Rev. Bonds, Series 2021-A-1, Assured Guaranty Municipal insured, 5.00% 12/1/2025	75	77
Housing Auth., Mortgage Purchase Bonds, Series 2017-A, 4.00% 11/15/2047	80	80
Housing Auth., Mortgage Purchase Bonds, Series 2021-D, 3.00% 11/15/2051	3,900	3,772
Housing Auth., Mortgage Purchase Rev. Ref. Bonds, Series 2015-E-1, AMT, 3.50% 11/15/2035	235	233
		<u>4,228</u>
Maryland 1.62%		
Community Dev. Administration, Dept. of Housing and Community Dev., Residential Rev. Bonds, Series 2014-B, AMT, 3.25% 9/1/2044	215	215
Community Dev. Administration, Dept. of Housing and Community Dev., Residential Rev. Bonds, Series 2018-A, 4.50% 9/1/2048	2,305	2,325
Community Dev. Administration, Dept. of Housing and Community Dev., Residential Rev. Bonds, Series 2018-B, AMT, 4.50% 9/1/2048	975	978
Community Dev. Administration, Dept. of Housing and Community Dev., Residential Rev. Bonds, Series 2019-C, 3.50% 3/1/2050	610	601
Community Dev. Administration, Dept. of Housing and Community Dev., Residential Rev. Bonds, Series 2020-A, 3.75% 3/1/2050	665	659
Community Dev. Administration, Dept. of Housing and Community Dev., Residential Rev. Bonds, Series 2020-D, 3.25% 9/1/2050	4,030	3,946
Community Dev. Administration, Dept. of Housing and Community Dev., Residential Rev. Bonds, Series 2021-A, 3.00% 9/1/2051	3,745	3,637
Community Dev. Administration, Dept. of Housing and Community Dev., Residential Rev. Bonds, Series 2021-B, 3.00% 9/1/2051	1,120	1,084
Community Dev. Administration, Dept. of Housing and Community Dev., Residential Rev. Bonds, Series 2021-C, 3.00% 9/1/2051	3,887	3,759
G.O. Bonds, State and Local Facs. Loan of 2017, Series 2017-A-2, 5.00% 8/1/2028	1,535	1,658
G.O. Bonds, State and Local Facs. Loan of 2020, Series 2020-A-2, 5.00% 8/1/2028	1,000	1,108
G.O. Rev. Ref. Bonds, State and Local Facs. Loan of 2021, Series 2022-C-2, 4.00% 3/1/2028	1,000	1,058
Health and Higher Educational Facs. Auth., Rev. Bonds (Peninsula Regional Medical Center Issue), Series 2015, 5.00% 7/1/2045 (preref. 7/1/2024)	3,000	3,017
County of Montgomery, Consolidated Public Improvement G.O. Rev. Ref. Bonds, Series 2017-C, 5.00% 10/1/2028	2,010	2,182
County of Montgomery, Housing Opportunities Commission, Single Family Housing Rev. Bonds, Series 2017-A, 4.00% 7/1/2048	785	783
County of Montgomery, Housing Opportunities Commission, Single Family Housing Rev. Bonds, Series 2018-A, 4.00% 7/1/2049	1,140	1,136
Dept. of Transportation, Consolidated Transportation Bonds, Series 2019, 5.00% 10/1/2026	635	673
Dept. of Transportation, Consolidated Transportation Bonds, Series 2016, 5.00% 11/1/2026	3,050	3,094
Transportation Auth., Transportation Facs. Projects Rev. Bonds, Series 2020, 5.00% 7/1/2026	1,585	1,670
		<u>33,583</u>
Massachusetts 0.73%		
Clean Water Trust, Revolving Fund Green Bonds, Series 2024-A, 5.00% 2/1/2027	500	536
Clean Water Trust, Revolving Fund Green Bonds, Series 2024-B, 5.00% 2/1/2027	500	536
Clean Water Trust, Revolving Fund Green Bonds, Series 2024-A, 5.00% 2/1/2028	625	685
Clean Water Trust, Revolving Fund Green Bonds, Series 2024-B, 5.00% 2/1/2028	750	823
Clean Water Trust, Revolving Fund Rev. Ref. Green Bonds, Series 2022, 5.00% 2/1/2027	750	804

American Funds Short-Term Tax-Exempt Bond Fund (continued)

Bonds, notes & other debt instruments (continued)	Principal amount (000)	Value (000)
Massachusetts (continued)		
Clean Water Trust, Revolving Fund Rev. Ref. Green Bonds, Series 2022, 5.00% 2/1/2028	USD1,000	\$ 1,097
Dev. Fin. Agcy., Rev. Bonds (Mass General Brigham, Inc.), Series 2019-T-1, (SIFMA Municipal Swap Index + 0.60%) 5.15% 7/1/2049 (put 1/29/2026) ^{1,3}	470	468
Dev. Fin. Agcy., Rev. Ref. Bonds (Berkshire Health Systems Issue), Series 2021-I, 5.00% 10/1/2024	915	924
Educational Fncg. Auth., Education Loan Rev. Bonds, Series 2021-B, AMT, 2.00% 7/1/2037	180	157
Educational Fncg. Auth., Education Loan Rev. Bonds, Series 2022-B, AMT, 3.625% 7/1/2038	2,090	1,974
Educational Fncg. Auth., Education Loan Rev. Bonds, Series 2023-B, AMT, 4.25% 7/1/2044	2,065	2,061
Housing Fin. Agcy., Housing Green Bonds, Series 2021-A-2, 0.40% 6/1/2024	160	158
Housing Fin. Agcy., Housing Green Bonds, Series 2021-B-2, 0.75% 6/1/2025	195	185
Housing Fin. Agcy., Housing Green Bonds, Series 2022-D-3, 3.35% 6/1/2027	1,950	1,951
Housing Fin. Agcy., Single Family Housing Rev. Bonds, Series 181, 4.00% 12/1/2044	85	85
Housing Fin. Agcy., Single Family Housing Rev. Bonds, Series 172, 4.00% 6/1/2045	20	20
Housing Fin. Agcy., Single Family Housing Rev. Bonds, Series 183, 3.50% 12/1/2046	120	119
Housing Fin. Agcy., Single Family Housing Rev. Bonds, Series 223, 3.00% 6/1/2047	720	699
Housing Fin. Agcy., Single Family Housing Rev. Bonds, Series 224, 5.00% 6/1/2050	350	361
Housing Fin. Agcy., Single Family Housing Rev. Ref. Bonds, Series 177, AMT, 4.00% 6/1/2039	330	329
Housing Fin. Agcy., Single Family Housing Rev. Ref. Bonds, Series 188, AMT, 4.00% 6/1/2043	245	243
Transportation Fund Rev. Bonds (Rail Enhancement Program), Series 2021-B, 5.00% 6/1/2026	350	369
Water Resources Auth., General Rev. Bonds, Series 2020-B, 5.00% 8/1/2029	475	539
		15,123
Michigan 2.26%		
Brandon School Dist., Unlimited Tax G.O. Rev. Ref. Bonds, Series 2016, 5.00% 5/1/2030 (preref. 5/1/2025)	1,250	1,282
Fin. Auth., Hospital Rev. Ref. Bonds (Beaumont - Spectrum Consolidation), Series 2022, 5.00% 4/15/2025	2,000	2,042
Fin. Auth., Hospital Rev. Ref. Bonds (Beaumont - Spectrum Consolidation), Series 2022, 5.00% 4/15/2027	1,170	1,247
Fin. Auth., Tobacco Settlement Asset-Backed Bonds, Series 2020-A-1, 5.00% 6/1/2025	1,000	1,019
Grant Anticipation Rev. Ref. Bonds, Series 2016, 5.00% 3/15/2027	3,000	3,214
Great Lakes Water Auth., Sewage Disposal System Rev. Ref. Bonds, Series 2018-B, 5.00% 7/1/2028	215	235
Housing Dev. Auth., Multi Family Housing Rev. Bonds (800 E. Court Street Village Apartments Project), Series 2023, 5.00% 2/1/2026 (put 2/1/2025)	6,235	6,293
Housing Dev. Auth., Rental Housing Rev. Bonds, Series 2021-A, 0.55% 4/1/2025	675	646
Housing Dev. Auth., Single Family Mortgage Rev. Bonds, Series 2015-A, 4.00% 6/1/2046	620	619
Housing Dev. Auth., Single Family Mortgage Rev. Bonds, Series 2016-B, 3.50% 6/1/2047	505	500
Housing Dev. Auth., Single Family Mortgage Rev. Bonds, Series 2017-B, 3.50% 6/1/2048	1,745	1,727
Housing Dev. Auth., Single Family Mortgage Rev. Bonds, Series 2018-A, 4.00% 12/1/2048	2,940	2,931
Housing Dev. Auth., Single Family Mortgage Rev. Bonds, Series 2018-C, 4.25% 6/1/2049	3,380	3,387
Housing Dev. Auth., Single Family Mortgage Rev. Bonds, Series 2020-A, 3.50% 12/1/2050	3,070	3,018
Housing Dev. Auth., Single Family Mortgage Rev. Bonds, Series 2021-A, 3.00% 6/1/2052	3,155	3,049
Housing Dev. Auth., Single Family Mortgage Rev. Bonds, Series 2022-A, 5.00% 6/1/2053	2,825	2,923
Housing Dev. Auth., Single Family Mortgage Rev. Bonds, Series 2022-D, 5.50% 6/1/2053	5,755	6,070
Housing Dev. Auth., Single Family Mortgage Rev. Bonds, Series 2023-A, 5.50% 12/1/2053	5,160	5,539
City of Lansing, Board of Water and Light, Utility System Rev. Bonds, Series 2019-A, 5.00% 7/1/2024	375	378
Strategic Fund, Limited Obligation Rev. Bonds (Consumers Energy Co. Project), Series 2019, AMT, 1.80% 10/1/2049 (put 10/1/2024)	710	700
		46,819
Minnesota 2.27%		
G.O. Bonds, Various Purpose Bonds, Series 2019-A, 5.00% 8/1/2028	2,450	2,715
G.O. Bonds, Various Purpose Bonds, Series 2021-A, 5.00% 9/1/2028	1,000	1,110
G.O. Rev. Ref. Bonds, Series 2016-D, 5.00% 8/1/2026	1,000	1,058
Housing Fin. Agcy., Residential Housing Fin. Bonds, Series 2014-A, 4.00% 7/1/2038	50	50
Housing Fin. Agcy., Residential Housing Fin. Bonds, Series 2015-A, AMT, 4.00% 1/1/2041	45	45
Housing Fin. Agcy., Residential Housing Fin. Bonds, Series 2014-C, AMT, 4.00% 1/1/2045	255	253
Housing Fin. Agcy., Residential Housing Fin. Bonds, Series 2015-E, AMT, 3.50% 1/1/2046	485	480
Housing Fin. Agcy., Residential Housing Fin. Bonds, Series 2016-E, 4.00% 1/1/2047	25	25
Housing Fin. Agcy., Residential Housing Fin. Bonds, Series 2017-E, 4.00% 1/1/2048	305	304
Housing Fin. Agcy., Residential Housing Fin. Bonds, Series 2018-B, 4.00% 7/1/2048	2,320	2,314
Housing Fin. Agcy., Residential Housing Fin. Bonds, Series 2018-E, 4.25% 1/1/2049	2,560	2,567
Housing Fin. Agcy., Residential Housing Fin. Bonds, Series 2020-B, 3.50% 7/1/2050	1,025	1,010
Housing Fin. Agcy., Residential Housing Fin. Bonds, Series 2020-E, 3.50% 7/1/2050	800	788
Housing Fin. Agcy., Residential Housing Fin. Bonds, Series 2020-I, 3.00% 1/1/2051	3,120	3,027

American Funds Short-Term Tax-Exempt Bond Fund (continued)

Bonds, notes & other debt instruments (continued)	Principal amount (000)	Value (000)
Minnesota (continued)		
Housing Fin. Agcy., Residential Housing Fin. Bonds, Series 2021-B, 3.00% 7/1/2051	USD550	\$ 532
Housing Fin. Agcy., Residential Housing Fin. Bonds, Series 2021-D, 3.00% 1/1/2052	3,895	3,764
Housing Fin. Agcy., Residential Housing Fin. Bonds, Series 2021-F, 3.00% 7/1/2052	3,550	3,428
Housing Fin. Agcy., Residential Housing Fin. Bonds, Series 2021-H, 3.00% 7/1/2052	2,640	2,553
Housing Fin. Agcy., Residential Housing Fin. Bonds, Series 2022-A, 3.00% 7/1/2052	4,360	4,201
Housing Fin. Agcy., Residential Housing Fin. Bonds, Series 2023-F, 5.75% 7/1/2053	945	1,012
City of Mounds View, Multi Family Housing Rev. Bonds (Sherman Forbes Project), Series 2023-A, 4.05% 11/1/2026 (put 11/1/2024)	1,000	1,000
Municipal Gas Agcy., Commodity Supply Rev. Bonds, Series 2022-A, 4.00% 12/1/2052 (put 12/1/2027)	13,265	13,332
City of St. Paul, Metropolitan Airports Commission, Airport Rev. Ref. Bonds, Series 2022-B, AMT, 5.00% 1/1/2025	475	481
City of St. Paul, Metropolitan Airports Commission, Airport Rev. Ref. Bonds, Series 2022-B, AMT, 5.00% 1/1/2026	880	904
		<u>46,953</u>
Mississippi 0.28%		
Home Corp., Multi Family Housing Rev. Bonds (Southwest Village Apartments Project), Series 2022-2, 2.00% 2/1/2025 (put 2/1/2024)	1,760	1,760
Home Corp., Single Family Mortgage Social Rev. Bonds, Series 2022-A, 3.00% 6/1/2050	890	859
Home Corp., Single Family Mortgage Social Rev. Bonds, Series 2022-C, 5.00% 12/1/2052	995	1,027
West Rankin Utility Auth., Rev. Bonds, Series 2018, Assured Guaranty Municipal insured, 5.00% 1/1/2033 (preref. 1/1/2025)	1,025	1,043
West Rankin Utility Auth., Rev. Bonds, Series 2018, Assured Guaranty Municipal insured, 5.00% 1/1/2034 (preref. 1/1/2025)	1,025	1,044
		<u>5,733</u>
Missouri 0.96%		
Health and Educational Facs. Auth., Health Facs. Rev. Bonds (BJC Health System), Series 2021-B, 4.00% 5/1/2051 (put 5/1/2026)	6,005	6,097
Health and Educational Facs. Auth., Senior Living Facs. Rev. Bonds (Lutheran Senior Services), Series 2016-A, 5.00% 2/1/2025	100	100
Health and Educational Facs. Auth., Senior Living Facs. Rev. Bonds (Lutheran Senior Services), Series 2014-A, 5.00% 2/1/2026	1,190	1,190
Housing Dev. Commission, Single Family Mortgage Rev. Bonds (First Place Homeownership Loan Program), Series 2016-B, 3.50% 5/1/2041	790	785
Housing Dev. Commission, Single Family Mortgage Rev. Bonds (First Place Homeownership Loan Program), Series 2020-A, 3.50% 11/1/2050	2,140	2,108
Housing Dev. Commission, Single Family Mortgage Rev. Bonds (First Place Homeownership Loan Program), Series 2020-C, 3.50% 11/1/2050	705	694
Housing Dev. Commission, Single Family Mortgage Rev. Bonds (First Place Homeownership Loan Program), Series 2020-D, 3.25% 5/1/2051	2,940	2,868
Housing Dev. Commission, Single Family Mortgage Rev. Bonds (First Place Homeownership Loan Program), Series 2021-A, 3.00% 5/1/2052	935	904
Housing Dev. Commission, Single Family Mortgage Rev. Bonds (First Place Homeownership Loan Program), Series 2021-B, 3.00% 5/1/2052	3,735	3,618
Housing Dev. Commission, Single Family Mortgage Rev. Bonds (First Place Homeownership Loan Program), Series 2021-C, 3.25% 11/1/2052	895	871
Housing Dev. Commission, Single Family Mortgage Rev. Bonds (Special Homeownership Loan Program), Series 2014-B, 4.00% 11/1/2040	95	95
Housing Dev. Commission, Single Family Mortgage Rev. Bonds (Special Homeownership Loan Program), Series 2014-A, 4.00% 11/1/2041	40	40
Housing Dev. Commission, Single Family Mortgage Rev. Bonds (Special Homeownership Loan Program), Series 2015-B-1, AMT, 4.00% 11/1/2045	525	522
		<u>19,892</u>
Montana 0.21%		
Board of Housing, Single Family Mortgage Bonds, Series 2015-B-2, AMT, 3.50% 12/1/2042	90	89
Board of Housing, Single Family Mortgage Bonds, Series 2016-A-2, 3.50% 6/1/2044	75	74
Board of Housing, Single Family Mortgage Bonds, Series 2019-A, 4.25% 12/1/2045	900	902
Board of Housing, Single Family Mortgage Bonds, Series 2020-C, 3.00% 12/1/2050	900	874

American Funds Short-Term Tax-Exempt Bond Fund (continued)

Bonds, notes & other debt instruments (continued)	Principal amount (000)	Value (000)
Montana (continued)		
Board of Housing, Single Family Mortgage Bonds, Series 2020-B, 4.00% 12/1/2050	USD765	\$ 764
Board of Housing, Single Family Mortgage Bonds, Series 2021-B, 3.00% 12/1/2051	340	330
Board of Housing, Single Family Mortgage Bonds, Series 2022-A, 3.00% 6/1/2052	1,315	1,270
		<u>4,303</u>
Nebraska 0.38%		
Investment Fin. Auth., Single Family Housing Rev. Bonds, Series 2017-B, AMT, 3.50% 3/1/2040	65	64
Investment Fin. Auth., Single Family Housing Rev. Bonds, Series 2014-A, 4.00% 9/1/2044	210	210
Investment Fin. Auth., Single Family Housing Rev. Bonds, Series 2015-C, 3.50% 9/1/2045	290	289
Investment Fin. Auth., Single Family Housing Rev. Bonds, Series 2016-C, 3.50% 9/1/2046	130	129
Investment Fin. Auth., Single Family Housing Rev. Bonds, Series 2018-A, 4.00% 9/1/2048	415	414
Investment Fin. Auth., Single Family Housing Rev. Bonds, Series 2018-C, 4.00% 9/1/2048	2,320	2,314
Investment Fin. Auth., Single Family Housing Rev. Bonds, Series 2019-B, AMT, 4.00% 9/1/2049	1,320	1,309
Investment Fin. Auth., Single Family Housing Rev. Bonds, Series 2020-C, 3.00% 9/1/2050	460	446
Investment Fin. Auth., Single Family Housing Rev. Bonds, Series 2021-C, 3.00% 9/1/2050	2,825	2,732
		<u>7,907</u>
Nevada 0.75%		
Housing Division, Multi Family Housing Rev. Bonds (Woodcreek Apartments), Series 2022, 5.00% 12/1/2025 (put 12/1/2024)	2,775	2,801
Housing Division, Single Family Mortgage Rev. Ref. Bonds, Series 2022-A, 3.50% 4/1/2051	930	912
Las Vegas Convention and Visitors Auth., Convention Center Expansion and Renovation Rev. Bonds, Series 2022-B, 5.00% 7/1/2029	1,210	1,344
Las Vegas Valley Water Dist., Limited Tax G.O. Water Rev. Ref. Bonds, Series 2015-A, 5.00% 6/1/2025	4,505	4,625
Las Vegas Valley Water Dist., Limited Tax G.O. Water Rev. Ref. Bonds, Series 2020-A, 5.00% 6/1/2026	1,685	1,773
Las Vegas Valley Water Dist., Limited Tax G.O. Water Rev. Ref. Bonds, Series 2016-B, 5.00% 6/1/2031	1,750	1,835
Las Vegas Valley Water Dist., Limited Tax G.O. Water Rev. Ref. Bonds, Series 2016-B, 5.00% 6/1/2034	2,195	2,297
		<u>15,587</u>
New Hampshire 0.32%		
Housing Fin. Auth., Single Family Mortgage Rev. Bonds, Series 2023-A, 6.00% 7/1/2053	435	466
Housing Fin. Auth., Single Family Mortgage Rev. Bonds, Series 2023-B, 6.00% 1/1/2055	2,820	3,050
National Fin. Auth., Solid Waste Disposal Rev. Ref. Bonds (Waste Management, Inc. Project), Series 2018-A, AMT, (SIFMA Municipal Swap Index + 0.75%) 4.925% 10/1/2033 (put 7/1/2024) ¹	3,085	3,072
		<u>6,588</u>
New Jersey 2.25%		
City of Bayonne, General Improvement Rev. Ref. Bonds, Series 2016, BAM insured, 5.00% 7/1/2031 (preref. 7/1/2026)	1,000	1,052
City of Bayonne, General Improvement Rev. Ref. Bonds, Series 2016, BAM insured, 5.00% 7/1/2032 (preref. 7/1/2026)	1,000	1,052
City of Bayonne, General Improvement Rev. Ref. Bonds, Series 2016, BAM insured, 5.00% 7/1/2035 (preref. 7/1/2026)	1,000	1,052
Econ. Dev. Auth., School Facs. Construction Bonds, Series 2015-XX, 5.25% 6/15/2027 (preref. 6/15/2025)	1,620	1,671
Econ. Dev. Auth., School Facs. Construction Bonds, Series 2017-DDD, 5.00% 6/15/2031 (preref. 6/15/2027)	1,670	1,795
Econ. Dev. Auth., School Facs. Construction Rev. Ref. Bonds, Series 2023-RRR, 5.00% 3/1/2028	3,150	3,423
Econ. Dev. Auth., Water Facs. Rev. Ref. Bonds (American Water Co., Inc. Project), Series 2020-E, AMT, 0.85% 12/1/2025	1,755	1,632
Econ. Dev. Auth., Water Facs. Rev. Ref. Bonds (American Water Co., Inc. Project), Series 2020, AMT, 1.10% 11/1/2029 (put 12/1/2027)	2,325	2,052
Educational Facs. Auth., Rev. Bonds (Princeton University), Series 2022-A, 5.00% 3/1/2027	2,500	2,687
Educational Facs. Auth., Rev. Ref. Bonds (Princeton University), Series 2016-B, 5.00% 7/1/2024	1,935	1,951
Health Care Facs. Fncg. Auth., Rev. and Rev. Ref. Bonds (RWJ Barnabas Health Obligated Group Issue), Series 2019-B-3, 5.00% 7/1/2045 (put 7/1/2026)	1,000	1,039
Higher Education Student Assistance Auth., Student Loan Rev. Bonds, Series 2018-A, AMT, 3.75% 12/1/2031	310	304
Higher Education Student Assistance Auth., Student Loan Rev. Bonds, Series 2019-B, AMT, 3.00% 12/1/2032	2,500	2,378
Higher Education Student Assistance Auth., Student Loan Rev. Bonds, Series 2020-B, AMT, 3.50% 12/1/2039	1,085	1,048
Higher Education Student Assistance Auth., Student Loan Rev. Ref. Bonds, Series 2021-A, AMT, 5.00% 12/1/2024	330	334
Higher Education Student Assistance Auth., Student Loan Rev. Ref. Bonds, Series 2023-B, AMT, 4.00% 12/1/2044	6,440	6,382

American Funds Short-Term Tax-Exempt Bond Fund (continued)

Bonds, notes & other debt instruments (continued)	Principal amount (000)	Value (000)
New Jersey (continued)		
Housing and Mortgage Fin. Agcy., Single Family Housing Rev. Bonds, Series 2018-A, 4.50% 10/1/2048	USD2,860	\$ 2,886
Housing and Mortgage Fin. Agcy., Single Family Housing Rev. Bonds, Series 2019-C, 4.75% 10/1/2050	490	496
Housing and Mortgage Fin. Agcy., Single Family Housing Rev. Bonds, Series 2020-E, 3.50% 4/1/2051	1,345	1,321
Housing and Mortgage Fin. Agcy., Single Family Housing Rev. Bonds, Series 2023-J, 5.50% 4/1/2053	2,000	2,149
Housing and Mortgage Fin. Agcy., Single Family Housing Rev. Bonds, Series 2022-I, 5.00% 10/1/2053	2,175	2,249
Tobacco Settlement Fncg. Corp., Tobacco Settlement Bonds, Series 2018-A, 5.00% 6/1/2025	1,520	1,551
Transportation Trust Fund Auth., Transportation System Bonds, Series 2018-A, 5.00% 12/15/2032	2,070	2,262
Turnpike Auth., Turnpike Rev. Bonds, Series 2014-A, 5.00% 1/1/2028	230	231
Turnpike Auth., Turnpike Rev. Bonds, Series 2020-D, 5.00% 1/1/2028	3,350	3,514
		<u>46,511</u>
New Mexico 0.71%		
Educational Assistance Foundation, Education Loan Bonds, Series 2021-1-A, AMT, 2.05% 9/1/2051	1,430	1,279
City of Farmington, Pollution Control Rev. Ref. Bonds (Public Service Co. of San Juan Project), Series 2010-E, 1.15% 6/1/2040 (put 6/1/2024)	3,985	3,938
Mortgage Fin. Auth., Single Family Mortgage Program Bonds, Series 2016-A-2, Class I, AMT, 3.50% 3/1/2046	265	261
Mortgage Fin. Auth., Single Family Mortgage Program Bonds, Series 2017-B-2, Class I, AMT, 3.75% 3/1/2048	335	331
Mortgage Fin. Auth., Single Family Mortgage Program Bonds, Series 2018-C, Class I, 4.00% 1/1/2049	695	693
Mortgage Fin. Auth., Single Family Mortgage Program Bonds, Series 2019-C-1, Class I, 4.00% 7/1/2050	385	384
Mortgage Fin. Auth., Single Family Mortgage Program Bonds, Series 2022-D, Class I, 5.25% 3/1/2053	3,510	3,685
Mortgage Fin. Auth., Single Family Mortgage Program Bonds, Series 2023-C, Class I, 5.75% 3/1/2054	940	1,015
Municipal Energy Acquisition Auth., Gas Supply Rev. Ref. and Acquisition Bonds, Series 2019, 5.00% 11/1/2039 (put 5/1/2025)	3,045	3,090
		<u>14,676</u>
New York 6.34%		
Build NYC Resource Corp., Rev. Bonds (Academic Leadership Charter School Project), Series 2021, 4.00% 6/15/2024	70	70
Build NYC Resource Corp., Rev. Ref. Bonds (Ethical Culture Fieldston School Project), Series 2015, 5.00% 6/1/2024	360	362
Dormitory Auth., State Personal Income Tax Rev. Bonds (General Purpose), Series 2022-A, 5.00% 3/15/2027	1,565	1,680
Dormitory Auth., State Personal Income Tax Rev. Bonds (General Purpose), Series 2022-A, 5.00% 3/15/2027 (escrowed to maturity)	1,485	1,590
Dormitory Auth., State Personal Income Tax Rev. Bonds (General Purpose), Series 2021-E, 5.00% 3/15/2030	1,375	1,572
Dormitory Auth., State Sales Tax Rev. Bonds, Series 2018-C, 5.00% 3/15/2024 (escrowed to maturity)	2,395	2,400
Dormitory Auth., State Sales Tax Rev. Bonds, Series 2018-E, 5.00% 3/15/2027 (escrowed to maturity)	1,065	1,140
Housing Fin. Agcy., Affordable Housing Rev. Green Bonds, Series 2020-E, 0.85% 11/1/2024	370	359
Housing Fin. Agcy., Affordable Housing Rev. Green Bonds, Series 2020-L-2, 0.75% 11/1/2025	10,485	9,814
Housing Fin. Agcy., Affordable Housing Rev. Green Bonds, Series 2021-E-2, 0.65% 11/1/2056 (put 11/1/2025)	1,775	1,658
Housing Fin. Agcy., Affordable Housing Rev. Green Bonds, Series 2021-I-2, 0.70% 11/1/2056 (put 11/1/2025)	1,705	1,595
Housing Fin. Agcy., Affordable Housing Rev. Green Bonds, Series 2021-J-2, 1.10% 11/1/2061 (put 5/1/2027)	6,460	5,862
Housing Fin. Agcy., Affordable Housing Rev. Green Bonds, Series 2023-A-2, 3.60% 11/1/2062 (put 5/1/2027)	7,500	7,519
Liberty Dev. Corp., Liberty Rev. Ref. Green Bonds (4 World Trade Center Project), Series 2021-A, 0.95% 11/15/2027	3,645	3,234
Metropolitan Transportation Auth., Transportation Rev. Ref. Bonds, Series 2002-D-2-B, Assured Guaranty Municipal insured, (USD-SOFR x 0.67 + 0.55%) 4.107% 11/1/2032 (put 4/1/2024) ¹	2,160	2,160
Metropolitan Transportation Auth., Transportation Rev. Ref. Bonds, Series 2002-D-2-A-2, Assured Guaranty Municipal insured, (USD-SOFR x 0.67 + 0.80%) 4.357% 11/1/2032 (put 4/1/2026) ¹	580	577
Metropolitan Transportation Auth., Transportation Rev. Ref. Green Bonds, Series 2017-C-1, 5.00% 11/15/2028	3,490	3,768
County of Monroe, Industrial Dev. Agcy., Multi Family Housing Rev. Bonds (Andrews Terrace Community Partners, L.P. Project), Series 2023-B-2, 5.00% 7/1/2028 (put 7/1/2027)	1,610	1,667
Mortgage Agcy., Homeowner Mortgage Rev. Bonds, Series 223, 1.95% 4/1/2027	1,750	1,643
Mortgage Agcy., Homeowner Mortgage Rev. Bonds, Series 52, AMT, 3.50% 10/1/2030	275	273
Mortgage Agcy., Homeowner Mortgage Rev. Bonds, Series 206, AMT, 4.00% 10/1/2037	740	735
Mortgage Agcy., Homeowner Mortgage Rev. Bonds, Series 197, 3.50% 10/1/2044	300	297
Mortgage Agcy., Homeowner Mortgage Rev. Bonds, Series 233, 3.00% 10/1/2045	5,610	5,431
Mortgage Agcy., Homeowner Mortgage Rev. Bonds, Series 200, 3.50% 10/1/2045	105	104
Mortgage Agcy., Homeowner Mortgage Rev. Bonds, Series 195, 4.00% 10/1/2046	455	454
Mortgage Agcy., Homeowner Mortgage Rev. Bonds, Series 203, 3.50% 10/1/2047	1,205	1,193
Mortgage Agcy., Homeowner Mortgage Rev. Bonds, Series 213, 4.25% 10/1/2047	2,975	2,979
Mortgage Agcy., Homeowner Mortgage Rev. Bonds, Series 242, 3.50% 10/1/2052	135	132

American Funds Short-Term Tax-Exempt Bond Fund (continued)

Bonds, notes & other debt instruments (continued)	Principal amount (000)	Value (000)
New York (continued)		
New York City G.O. Bonds, Series 2017-C, 5.00% 8/1/2025	USD1,000	\$ 1,032
New York City G.O. Bonds, Series 2014-I-1, 5.00% 3/1/2026	825	826
New York City G.O. Bonds, Series 2018-A, 5.00% 8/1/2026	1,185	1,251
New York City G.O. Bonds, Series 2020-C-1, 5.00% 8/1/2027	1,000	1,080
New York City G.O. Bonds, Series 2023-F-1, 5.00% 8/1/2027	1,250	1,349
New York City G.O. Bonds, Series 2023-F-1, 5.00% 8/1/2028	1,400	1,545
New York City G.O. Bonds, Series 2017-1, 5.00% 8/1/2031	1,560	1,675
New York City G.O. Bonds, Series 2021-A-1, 5.00% 8/1/2033	15	18
New York City Health and Hospitals Corp., Health System Bonds, Series 2020-A, 5.00% 2/15/2024	105	105
New York City Housing Dev. Corp., Multi Family Housing Rev. Bonds (Sustainable Dev. Bonds), Series 2021-C-2, 0.70% 11/1/2060 (put 7/1/2025)	2,035	1,932
New York City Housing Dev. Corp., Multi Family Housing Rev. Bonds (Sustainable Neighborhood Bonds), Series 2020-I-2, 0.70% 11/1/2060 (put 5/1/2025)	1,980	1,892
New York City Housing Dev. Corp., Multi Family Housing Rev. Green Bonds (Sustainable Dev. Bonds), Series 2021-F-2, 0.60% 5/1/2061 (put 7/1/2025)	1,860	1,766
New York City Housing Dev. Corp., Multi Family Housing Rev. Green Bonds (Sustainable Dev. Bonds), Series 2023-E-2, 3.80% 11/1/2063	1,830	1,840
New York City Transitional Fin. Auth., Future Tax Secured Bonds, Series 2021-F-1, 5.00% 11/1/2024	1,810	1,838
New York City Transitional Fin. Auth., Future Tax Secured Bonds, Series 2018-1, 5.00% 11/1/2025	325	337
New York City Transitional Fin. Auth., Future Tax Secured Bonds, Series 2022-A-1, 5.00% 11/1/2027	775	843
New York City Transitional Fin. Auth., Future Tax Secured Bonds, Series 1999-A-1, 5.00% 11/1/2028	3,490	3,887
New York City Transitional Fin. Auth., Future Tax Secured Bonds, Series 2023-B-1, 5.00% 11/1/2028	1,145	1,275
Port Auth., Consolidated Bonds, Series 194, 5.00% 10/15/2024	1,050	1,065
Port Auth., Consolidated Bonds, Series 226, AMT, 5.00% 10/15/2027	3,650	3,864
Port Auth., Consolidated Bonds, Series 207, AMT, 5.00% 9/15/2028	4,455	4,746
Power Auth., Rev. Bonds (Green Transmission Project), Series 2022-A, Assured Guaranty Municipal insured, 5.00% 11/15/2027	1,000	1,090
Thruway Auth., Personal Income Tax Rev. Bonds, Series 2022-A-1, 5.00% 3/15/2027	1,000	1,071
Transportation Dev. Corp., Special Fac. Rev. Bonds (Terminal Four John F. Kennedy International Airport Project), Series 2020-A, AMT, 5.00% 12/1/2024	4,000	4,029
Transportation Dev. Corp., Special Fac. Rev. Bonds (Terminal Four John F. Kennedy International Airport Project), Series 2020-A, AMT, 5.00% 12/1/2025	1,000	1,023
Transportation Dev. Corp., Special Fac. Rev. Bonds (Terminal Four John F. Kennedy International Airport Project), Series 2020-C, 5.00% 12/1/2025	880	906
Transportation Dev. Corp., Special Fac. Rev. Bonds (Terminal Four John F. Kennedy International Airport Project), Series 2020-C, 5.00% 12/1/2026	1,320	1,383
Transportation Dev. Corp., Special Fac. Rev. Bonds (Terminal Four John F. Kennedy International Airport Project), Series 2022, AMT, 5.00% 12/1/2028	5,510	5,881
Triborough Bridge and Tunnel Auth., Payroll Mobility Tax Green Bonds (MTA Bridges and Tunnels), Series 2022-E-1, 5.00% 11/15/2027	5,950	6,430
Triborough Bridge and Tunnel Auth., Payroll Mobility Tax Rev. Ref. Green Bonds (MTA Bridges and Tunnels), Series 2023-A, 5.00% 11/15/2029	2,130	2,430
TSASC, Inc., Tobacco Settlement Bonds, Series 2017-A, 5.00% 6/1/2027	1,500	1,567
Urban Dev. Corp., State Personal Income Tax Rev. Bonds (General Purpose), Series 2015-A, 5.00% 3/15/2024	2,340	2,345
Urban Dev. Corp., State Personal Income Tax Rev. Bonds (General Purpose), Series 2016-A, 5.00% 3/15/2026	1,145	1,200
Urban Dev. Corp., State Personal Income Tax Rev. Bonds (General Purpose), Series 2016-A, 5.00% 3/15/2026 (escrowed to maturity)	275	288
Urban Dev. Corp., State Personal Income Tax Rev. Bonds (General Purpose), Series 2016-A, 5.00% 3/15/2027 (preref. 3/15/2026)	3,705	3,875
Urban Dev. Corp., State Personal Income Tax Rev. Bonds (General Purpose), Series 2016-A, 5.00% 3/15/2028	1,000	1,047
Utility Debt Securitization Auth., Restructuring Bonds, Series 2023-TE-1, 5.00% 12/15/2031	1,935	2,212
		131,211
North Carolina 1.92%		
City of Charlotte, Charlotte Douglas International Airport, Airport Rev. Bonds, Series 2023-B, AMT, 5.00% 7/1/2025	715	731
City of Charlotte, Charlotte Douglas International Airport, Airport Rev. Bonds, Series 2023-B, AMT, 5.00% 7/1/2026	375	390
City of Charlotte, Charlotte Douglas International Airport, Airport Rev. Bonds, Series 2023-B, AMT, 5.00% 7/1/2027	500	529
City of Charlotte, Charlotte Douglas International Airport, Airport Rev. Bonds, Series 2023-B, AMT, 5.00% 7/1/2028	500	537

American Funds Short-Term Tax-Exempt Bond Fund (continued)

Bonds, notes & other debt instruments (continued)	Principal amount (000)	Value (000)
North Carolina (continued)		
Eastern Municipal Power Agcy., Power System Rev. Ref. Bonds, Series 1993-B, 6.00% 1/1/2026 (escrowed to maturity)	USD1,000	\$ 1,056
Educational Assistance Auth., Student Loan Rev. Bonds, Series 2023-A, AMT, 5.00% 6/1/2043	1,500	1,542
Hospital Auth., Health Care Rev. Bonds (Charlotte-Mecklenburg Hospital), Series 2018-E, 0.80% 1/15/2048 (put 10/31/2025)	3,230	3,085
Hospital Auth., Health Care Rev. Bonds (Charlotte-Mecklenburg Hospital), Series 2021-B, 5.00% 1/15/2050 (put 12/2/2024)	7,500	7,594
Housing Fin. Agcy., Home Ownership Rev. Bonds, Series 44, 2.05% 1/1/2028	745	692
Housing Fin. Agcy., Home Ownership Rev. Bonds, Series 40, 4.25% 7/1/2047	1,645	1,647
Housing Fin. Agcy., Home Ownership Rev. Bonds, Series 47, 3.00% 7/1/2051	7,420	7,172
Housing Fin. Agcy., Home Ownership Rev. Bonds, Series 50, 5.50% 1/1/2054	2,160	2,320
Housing Fin. Agcy., Home Ownership Rev. Bonds (1998 Trust Agreement), Series 49, 6.00% 7/1/2053	440	471
Housing Fin. Agcy., Home Ownership Rev. Bonds (1998 Trust Agreement), Series 53-A, 6.25% 1/1/2055	1,000	1,104
Housing Fin. Agcy., Home Ownership Rev. Ref. Bonds, Series 37-A, AMT, 3.50% 7/1/2039	180	178
Housing Fin. Agcy., Home Ownership Rev. Ref. Bonds, Series 38-B, 4.00% 7/1/2047	2,160	2,153
Housing Fin. Agcy., Home Ownership Rev. Ref. Bonds, Series 42, 4.00% 1/1/2050	1,145	1,142
Housing Fin. Agcy., Home Ownership Rev. Ref. Bonds, Series 44, 4.00% 7/1/2050	3,160	3,151
Housing Fin. Agcy., Home Ownership Rev. Ref. Bonds, Series 46-A, 3.00% 7/1/2051	1,705	1,648
Raleigh-Durham Airport Auth., Airport Rev. Ref. Bonds, Series 2015-B, AMT, 5.00% 5/1/2026	1,615	1,640
Raleigh-Durham Airport Auth., Airport Rev. Ref. Bonds, Series 2015-B, AMT, 5.00% 5/1/2028	1,000	1,016
		<u>39,798</u>
North Dakota 1.44%		
County of Cass, Joint Water Resource Dist., Temporary Rev. Ref. Improvement Bonds, Series 2021-A, 0.48% 5/1/2024	3,310	3,279
Housing Fin. Agcy., Homeownership Rev. Bonds (Home Mortgage Fin. Program), Series 2016-D, 3.50% 7/1/2046	440	435
Housing Fin. Agcy., Housing Fin. Program Bonds (Home Mortgage Fin. Program), Series 2016-A, 2.40% 1/1/2026	1,000	971
Housing Fin. Agcy., Housing Fin. Program Bonds (Home Mortgage Fin. Program), Series 2015-B, 4.00% 1/1/2036	15	15
Housing Fin. Agcy., Housing Fin. Program Bonds (Home Mortgage Fin. Program), Series 2015-A, 4.00% 1/1/2038	120	120
Housing Fin. Agcy., Housing Fin. Program Bonds (Home Mortgage Fin. Program), Series 2016-B, AMT, 4.00% 1/1/2047	1,635	1,624
Housing Fin. Agcy., Housing Fin. Program Bonds (Home Mortgage Fin. Program), Series 2017-D, 4.00% 1/1/2048	385	384
Housing Fin. Agcy., Housing Fin. Program Bonds (Home Mortgage Fin. Program), Series 2017-F, 4.00% 7/1/2048	2,035	2,029
Housing Fin. Agcy., Housing Fin. Program Bonds (Home Mortgage Fin. Program), Series 2018-A, 4.00% 1/1/2049	4,970	4,954
Housing Fin. Agcy., Housing Fin. Program Bonds (Home Mortgage Fin. Program), Series 2018-D, 4.25% 1/1/2049	2,600	2,602
Housing Fin. Agcy., Housing Fin. Program Bonds (Home Mortgage Fin. Program), Series 2019-A, 4.25% 7/1/2049	430	431
Housing Fin. Agcy., Housing Fin. Program Bonds (Home Mortgage Fin. Program), Series 2019-C, 4.00% 1/1/2050	740	737
Housing Fin. Agcy., Housing Fin. Program Bonds (Home Mortgage Fin. Program), Series 2019-F, 3.75% 7/1/2050	535	530
Housing Fin. Agcy., Housing Fin. Program Bonds (Home Mortgage Fin. Program), Series 2020-B, 3.00% 7/1/2051	1,395	1,353
Housing Fin. Agcy., Housing Fin. Program Bonds (Home Mortgage Fin. Program), Series 2021-A, 3.00% 1/1/2052	610	591
Housing Fin. Agcy., Housing Fin. Program Bonds (Home Mortgage Fin. Program), Series 2021-B, 3.00% 7/1/2052	1,335	1,283
Housing Fin. Agcy., Housing Fin. Program Bonds (Home Mortgage Fin. Program), Series 2022-A, 4.00% 1/1/2053	5,405	5,386
Housing Fin. Agcy., Housing Fin. Program Bonds (Home Mortgage Fin. Program), Series 2023-A, 5.75% 7/1/2053	1,960	2,085
Housing Fin. Agcy., Housing Fin. Program Bonds (Home Mortgage Fin. Program), Series 2023-D, 5.75% 1/1/2054	1,000	1,072
		<u>29,881</u>
Ohio 1.59%		
Air Quality Dev. Auth., Air Quality Dev. Rev. Ref. Bonds (Duke Energy Corp. Project), Series 2022-B, AMT, 4.25% 11/1/2039 (put 6/1/2027)	5,220	5,276
Air Quality Dev. Auth., Air Quality Rev. Bonds (Ohio Valley Electric Corp. Project), Series 2009-B, 1.375% 2/1/2026 (put 11/1/2024)	175	169
Air Quality Dev. Auth., Air Quality Rev. Ref. Bonds (American Electric Co. Project), Series 2005-A, AMT, 2.10% 1/1/2029 (put 10/1/2024)	1,000	978
Capital Facs. Lease Appropriation Bonds, Series 2021-A, 5.00% 2/1/2025	1,085	1,107
City of Cleveland, Airport System Rev. Bonds, Series 2018-A, AMT, 5.00% 1/1/2025	1,000	1,011
County of Cuyahoga, Metropolitan Housing Auth., Multi Family Housing Rev. Bonds (Wade Park Apartments), Series 2022, 4.75% 12/1/2027 (put 12/1/2025)	1,175	1,193
G.O. Highway Capital Improvement Bonds, Series 2022-X, 5.00% 5/1/2025	475	488
G.O. Highway Capital Improvement Bonds, Series 2022-X, 5.00% 5/1/2027	135	145
G.O. Infrastructure Improvement Rev. Ref. Bonds, Series 2021-B, 5.00% 2/1/2030	170	194
G.O. Rev. Ref. Bonds (Conservation Projects), Series 2023-A, 4.00% 3/1/2026	940	964

American Funds Short-Term Tax-Exempt Bond Fund (continued)

Bonds, notes & other debt instruments (continued)	Principal amount (000)	Value (000)
Ohio (continued)		
Hospital Rev. Ref. Bonds (Cleveland Clinic Health System Obligated Group), Series 2017-A, 5.00% 1/1/2025	USD1,095	\$ 1,114
Hospital Rev. Ref. Bonds (Cleveland Clinic Health System Obligated Group), Series 2021-B, 5.00% 1/1/2025	555	565
Housing Fin. Agcy., Multi Family Housing Rev. Bonds (Marianna Terrace Apartments), Series 2022-A, 1.30% 3/1/2025 (put 3/1/2024)	366	365
Housing Fin. Agcy., Multi Family Housing Rev. Bonds (Post Oak Station Project), Series 2022, 3.35% 7/1/2025 (put 7/1/2024)	295	294
Housing Fin. Agcy., Multi Family Housing Rev. Bonds (Robert Cassidy Manor Project), Series 2023, 5.00% 4/1/2026 (put 4/1/2025)	920	933
Housing Fin. Agcy., Residential Mortgage Rev. Bonds (Mortgage-Backed Securities Program), Series 2016-K, 3.50% 9/1/2046	375	371
Housing Fin. Agcy., Residential Mortgage Rev. Bonds (Mortgage-Backed Securities Program), Series 2016-D, 4.00% 3/1/2047	235	234
Housing Fin. Agcy., Residential Mortgage Rev. Bonds (Mortgage-Backed Securities Program), Series 2017-B, AMT, 4.50% 3/1/2047	190	190
Housing Fin. Agcy., Residential Mortgage Rev. Bonds (Mortgage-Backed Securities Program), Series 2017-D, 4.00% 3/1/2048	1,245	1,241
Housing Fin. Agcy., Residential Mortgage Rev. Bonds (Mortgage-Backed Securities Program), Series 2019-A, 4.50% 9/1/2049	1,605	1,616
Housing Fin. Agcy., Residential Mortgage Rev. Bonds (Mortgage-Backed Securities Program), Series 2020-A, 3.75% 9/1/2050	1,835	1,819
Housing Fin. Agcy., Residential Mortgage Rev. Bonds (Mortgage-Backed Securities Program), Series 2021-C, 3.25% 3/1/2051	2,820	2,747
Housing Fin. Agcy., Residential Mortgage Rev. Bonds (Mortgage-Backed Securities Program), Series 2021-A, 3.00% 3/1/2052	1,635	1,581
Major New State Infrastructure Project Rev. Bonds, Series 2022-1, 5.00% 12/15/2027	1,000	1,089
Major New State Infrastructure Project Rev. Bonds, Series 2022-1, 5.00% 12/15/2029	815	927
Miami University, General Receipts and Rev. Ref. Bonds, Series 2022-A, 5.00% 9/1/2027	575	618
County of Montgomery, Hospital Facs. Rev. Bonds (Dayton Children's Hospital), Series 2021, 5.00% 8/1/2029	175	193
Turnpike and Infrastructure Commission, Turnpike Rev. Ref. Bonds (Infrastructure Projects), Series 2022-A, 5.00% 2/15/2028	500	546
Water Dev. Auth., Drinking Water Assistance Fund Rev. Green Bonds, Series 2022-A, 5.00% 6/1/2026	300	316
Water Dev. Auth., Drinking Water Assistance Fund Rev. Green Bonds, Series 2022-A, 5.00% 12/1/2026	450	479
Water Dev. Auth., Drinking Water Assistance Fund Rev. Green Bonds, Series 2022-A, 5.00% 6/1/2029	245	276
Water Dev. Auth., Drinking Water Assistance Fund Rev. Green Bonds, Series 2022-A, 5.00% 12/1/2029	500	570
Water Dev. Auth., Water Pollution Control Loan Fund Rev. Bonds, Series 2019-A, 5.00% 12/1/2027	1,055	1,149
Water Dev. Auth., Water Pollution Control Loan Fund Rev. Bonds, Series 2023-C, 5.00% 6/1/2028	725	800
Water Dev. Auth., Water Pollution Control Loan Fund Rev. Ref. Bonds, Series 2023-A, 5.00% 12/1/2030	1,235	1,430
		<u>32,988</u>
Oklahoma 0.35%		
Housing Fin. Agcy., Single Family Mortgage Rev. Bonds (Homeownership Loan Program), Series 2022-A, 5.00% 3/1/2052	3,215	3,315
Housing Fin. Agcy., Single Family Mortgage Rev. Bonds (Homeownership Loan Program), Series 2023-B, 5.75% 9/1/2053	1,085	1,182
Board of Regents of Oklahoma State University, General Rev. Ref. Bonds, Series 2020-A, 5.00% 9/1/2024	275	278
Board of Regents of Oklahoma State University, General Rev. Ref. Bonds, Series 2020-A, 5.00% 9/1/2025	420	434
Tulsa County Independent School Dist. No. 1, Combined Purpose G.O. Bonds, Series 2021-B, 2.00% 9/1/2026	2,000	1,931
		<u>7,140</u>
Oregon 1.10%		
Dept. of Administrative Services, State Lottery Rev. Bonds, Series 2015-A, 5.00% 4/1/2026	1,420	1,453
G.O. Bonds, Series 2021-A, 5.00% 5/1/2028	1,770	1,947
G.O. Bonds (Article XI-M, XI-N, and XI-P State Grant Programs), Series 2023-A, 5.00% 6/1/2026	1,200	1,264
G.O. Bonds (Article XI-M, XI-N, and XI-P State Grant Programs), Series 2023-A, 5.00% 6/1/2027	2,650	2,855
G.O. Bonds (Article XI-Q State Projects), Series 2023-A, 5.00% 5/1/2025	500	513
G.O. Bonds (Article XI-Q State Projects), Series 2023-A, 5.00% 5/1/2026	1,000	1,051
G.O. Bonds (Article XI-Q State Projects), Series 2023-A, 5.00% 5/1/2027	776	834
G.O. Bonds (Veteran's Welfare Bonds Series 96), Series 2015-Q, 4.00% 12/1/2045	680	678
G.O. Bonds (Veteran's Welfare Bonds Series 99B), Series 2017-Q, 3.50% 12/1/2047	710	703
G.O. Bonds (Veteran's Welfare Bonds Series 108), Series 2021-O, 3.00% 12/1/2051	2,505	2,404
G.O. Bonds (Veteran's Welfare Bonds Series 109), Series 2022-D, 5.00% 12/1/2052	1,695	1,749

American Funds Short-Term Tax-Exempt Bond Fund (continued)

Bonds, notes & other debt instruments (continued)	Principal amount (000)	Value (000)
Oregon (continued)		
G.O. Bonds (Veteran's Welfare Bonds Series 111), Series 2023-E, 5.50% 12/1/2053	USD675	\$ 725
Housing and Community Services Dept., Mortgage Rev. Bonds (Single Family Mortgage Program), Series 2016-A, 4.00% 1/1/2047	155	155
Housing and Community Services Dept., Mortgage Rev. Bonds (Single Family Mortgage Program), Series 2017-A, 4.00% 7/1/2047	1,000	997
Housing and Community Services Dept., Mortgage Rev. Bonds (Single Family Mortgage Program), Series 2020-A, 3.50% 1/1/2051	695	684
Housing and Community Services Dept., Multi Family Housing Dev. Rev. Bonds (Plaza Los Amigos Apartments Project), Series 2022-T-2, 3.00% 2/1/2026 (put 2/1/2025)	1,080	1,071
City of Portland, Water System Rev. and Rev. Ref. Bonds, Series 2021-B, 5.00% 5/1/2031	1,000	1,167
City of Portland, Water System Rev. Bonds, Series 2019-A, 5.00% 5/1/2030	1,480	1,679
Port of Portland, Portland International Airport Rev. Ref. Bonds, Series 26-C, AMT, 5.00% 7/1/2025	800	817
		22,746
Pennsylvania 3.26%		
Bethlehem Area School Dist. Auth., School Rev. Bonds (Bethlehem Area School Dist. Ref. Project), Series 2021-C, (USD-SOFR x 0.67 + 0.35%) 3.914% 1/1/2030 (put 11/1/2025) ¹	510	502
Bethlehem Area School Dist. Auth., School Rev. Bonds (Bethlehem Area School Dist. Ref. Project), Series 2021-B, (USD-SOFR x 0.67 + 0.35%) 3.914% 7/1/2031 (put 11/1/2025) ¹	650	639
Bethlehem Area School Dist. Auth., School Rev. Bonds (Bethlehem Area School Dist. Ref. Project), Series 2021-C, (USD-SOFR x 0.67 + 0.35%) 3.914% 1/1/2032 (put 11/1/2025) ¹	535	526
Central Dauphin School Dist., G.O. Bonds, Series 2016, 5.00% 2/1/2027 (preref. 8/1/2026)	995	1,048
County of Cumberland, Municipal Auth., Rev. Bonds (Diakon Lutheran Social Ministries Project), Series 2015, 5.00% 1/1/2038 (preref. 1/1/2025)	2,465	2,505
Econ. Dev. Fncg. Auth., Private Activity Rev. Bonds (The Pennsylvania Rapid Bridge Replacement Project), Series 2015, AMT, 5.00% 12/31/2025	2,225	2,270
Econ. Dev. Fncg. Auth., Solid Waste Disposal Rev. Bonds (Waste Management, Inc. Project), Series 2009, 0.95% 12/1/2033 (put 12/1/2026)	5,000	4,574
Econ. Dev. Fncg. Auth., Solid Waste Disposal Rev. Bonds (Waste Management, Inc. Project), Series 2021-A-2, AMT, 4.60% 10/1/2046 (put 10/1/2026)	12,500	12,622
Econ. Dev. Fncg. Auth., UPMC Rev. Bonds, Series 2023-A-2, 5.00% 5/15/2031	2,780	3,157
County of Erie, Erie City Water Auth., Water Rev. Bonds, Series 2016, 5.00% 12/1/2043 (preref. 12/1/2026)	1,200	1,276
General Auth. of Southcentral Pennsylvania, Rev. Bonds (Wellspring Health Obligated Group), Series 2019-B, (SIFMA Municipal Swap Index + 0.60%) 5.15% 6/1/2049 (put 6/1/2024) ¹	2,720	2,718
Higher Education Assistance Agcy., Education Loan Rev. Bonds, Series 2021-A, AMT, 5.00% 6/1/2026	95	97
Higher Education Assistance Agcy., Education Loan Rev. Bonds, Series 2021-A, AMT, 5.00% 6/1/2027	525	546
Higher Education Assistance Agcy., Education Loan Rev. Bonds, Series 2021-A, AMT, 5.00% 6/1/2030	400	430
Higher Education Assistance Agcy., Education Loan Rev. Bonds, Series 2023-A, AMT, 5.00% 6/1/2030	3,055	3,280
Housing Fin. Agcy., Single Family Mortgage Rev. Bonds, Series 2019-128-A, AMT, 4.75% 4/1/2033	660	661
Housing Fin. Agcy., Single Family Mortgage Rev. Bonds, Series 2017-123-A, AMT, 4.00% 4/1/2039	265	264
Housing Fin. Agcy., Single Family Mortgage Rev. Bonds, Series 2015-117-A, AMT, 3.50% 4/1/2040	170	170
Housing Fin. Agcy., Single Family Mortgage Rev. Bonds, Series 2015-118-A, AMT, 3.50% 4/1/2040	260	259
Housing Fin. Agcy., Single Family Mortgage Rev. Bonds, Series 2016-119, 3.50% 10/1/2041	75	75
Housing Fin. Agcy., Single Family Mortgage Rev. Bonds, Series 2016-120, 3.50% 10/1/2046	135	134
Housing Fin. Agcy., Single Family Mortgage Rev. Bonds, Series 2017-122, 4.00% 10/1/2046	1,855	1,849
Housing Fin. Agcy., Single Family Mortgage Rev. Bonds, Series 2020-133, 3.00% 10/1/2050	2,800	2,721
Housing Fin. Agcy., Single Family Mortgage Rev. Bonds, Series 2020-132-A, 3.50% 4/1/2051	590	584
Housing Fin. Agcy., Single Family Mortgage Rev. Bonds, Series 2021-135-A, 3.00% 10/1/2051	800	781
Housing Fin. Agcy., Single Family Mortgage Rev. Bonds, Series 2021-137, 3.00% 10/1/2051	1,340	1,285
Housing Fin. Agcy., Single Family Mortgage Rev. Bonds, Series 2022-138-A, 3.00% 10/1/2052	1,475	1,413
Housing Fin. Agcy., Single Family Mortgage Rev. Bonds, Series 2023-141-A, 5.75% 10/1/2053	6,850	7,288
County of Lehigh, General Purpose Auth., Hospital Rev. Bonds (Lehigh Valley Health Network), Series 2019-A, 5.00% 7/1/2025	1,200	1,226
City of Philadelphia, Water and Wastewater Rev. Bonds, Series 2022-C, 5.00% 6/1/2030	800	911
City of Philadelphia, Water and Wastewater Rev. Bonds, Series 2022-C, 5.00% 6/1/2031	780	903
Philadelphia School Dist., G.O. Bonds, Series 2021-A, 5.00% 9/1/2028	1,265	1,368
Philadelphia School Dist., G.O. Green Bonds, Series 2021-B, 5.00% 9/1/2026	1,000	1,044
Philadelphia School Dist., G.O. Green Bonds, Series 2021-B, 5.00% 9/1/2027	600	636
Philadelphia School Dist., G.O. Green Bonds, Series 2021-B, 5.00% 9/1/2028	365	395
Philadelphia School Dist., G.O. Green Bonds, Series 2021-B, 5.00% 9/1/2029	1,080	1,188
Turnpike Commission, Turnpike Rev. Bonds, Series 2019-A, 5.00% 12/1/2025	500	519
Turnpike Commission, Turnpike Rev. Bonds, Series 2019-A, 5.00% 12/1/2026	400	425

American Funds Short-Term Tax-Exempt Bond Fund (continued)

Bonds, notes & other debt instruments (continued)

	Principal amount (000)	Value (000)
Pennsylvania (continued)		
Turnpike Commission, Turnpike Rev. Bonds, Series 2019-A, 5.00% 12/1/2027	USD1,000	\$ 1,078
Turnpike Commission, Turnpike Rev. Ref. Bonds, Series 2017-A-2, 5.00% 12/1/2024	485	493
Turnpike Commission, Turnpike Rev. Ref. Bonds, Series 2016, 5.00% 6/1/2026	3,000	3,097
Turnpike Commission, Turnpike Rev. Ref. Bonds, Series 2017-A-2, 5.00% 12/1/2027	515	560
		<u>67,517</u>
Puerto Rico 0.02%		
Industrial, Tourist, Educational, Medical and Environmental Control Facs. Fncg. Auth., Hospital Rev. and Rev. Ref. Bonds (Hospital Auxilio Mutuo Obligated Group Project), Series 2021, 5.00% 7/1/2028	380	403
Rhode Island 0.32%		
Housing and Mortgage Fin. Corp., Homeownership Opportunity Bonds, Series 68-C, AMT, 3.50% 4/1/2039	190	189
Housing and Mortgage Fin. Corp., Homeownership Opportunity Bonds, Series 69-B, 4.00% 10/1/2048	395	394
Housing and Mortgage Fin. Corp., Homeownership Opportunity Bonds, Series 75-A, 3.00% 10/1/2051	4,115	3,981
Student Loan Auth., Student Loan Program Rev. Bonds, Series 2017-A, AMT, 5.00% 12/1/2024	2,100	2,128
		<u>6,692</u>
South Carolina 1.57%		
City of Columbia, Housing Auth., Multi Family Housing Rev. Bonds (Colonel Bluffs Apartments Project), Series 2022-B, 1.25% 8/1/2025 (put 8/1/2024)	5,395	5,320
City of Columbia, Waterworks and Sewer System Rev. Bonds, Series 2019-A, 4.00% 2/1/2024	500	500
Housing Fin. and Dev. Auth., Mortgage Rev. Bonds, Series 2017-A, 4.00% 1/1/2047	550	548
Housing Fin. and Dev. Auth., Mortgage Rev. Bonds, Series 2017-B, 4.00% 7/1/2047	90	90
Housing Fin. and Dev. Auth., Mortgage Rev. Bonds, Series 2018-A, 4.50% 7/1/2048	735	738
Housing Fin. and Dev. Auth., Mortgage Rev. Bonds, Series 2020-A, 4.00% 7/1/2050	1,250	1,248
Housing Fin. and Dev. Auth., Mortgage Rev. Bonds, Series 2021-A, 3.00% 1/1/2052	640	620
Housing Fin. and Dev. Auth., Mortgage Rev. Bonds, Series 2020-B, 3.25% 1/1/2052	1,450	1,417
Housing Fin. and Dev. Auth., Mortgage Rev. Bonds, Series 2022-A, 4.00% 1/1/2052	825	822
Housing Fin. and Dev. Auth., Mortgage Rev. Bonds, Series 2024-A, 6.25% 7/1/2054	1,500	1,684
Housing Fin. and Dev. Auth., Mortgage Rev. Ref. Bonds, Series 2016-A, 4.00% 7/1/2036	130	130
Housing Fin. and Dev. Auth., Multi Family Housing Rev. Bonds (James Lewis, Jr. Eastside Apartments), Series 2021-B, 0.30% 9/1/2024 (put 3/1/2024)	2,175	2,167
Housing Fin. and Dev. Auth., Multi Family Housing Rev. Bonds (Villages at Congaree Pointe Project), Series 2021-B, 1.25% 6/1/2025 (put 6/1/2024)	970	961
Jobs-Econ. Dev. Auth., Environmental Improvement Rev. Ref. Bonds (International Paper Company Project), Series 2023-A, AMT, 4.00% 4/1/2033 (put 4/1/2026)	4,625	4,633
Patriots Energy Group Fncg. Agcy., Gas Supply Rev. Bonds, Series 2023-B-1, 5.25% 2/1/2054 (put 3/1/2031)	2,910	3,151
Ports Auth., Rev. Bonds, Series 2015, AMT, 5.25% 7/1/2055 (pref. 7/1/2025)	2,000	2,050
Public Service Auth., Rev. Obligations (Santee Cooper), Series 2015-A, 5.00% 12/1/2024 (escrowed to maturity)	530	539
Public Service Auth., Rev. Obligations (Santee Cooper), Series 2015-A, 5.00% 12/1/2024	170	172
Public Service Auth., Rev. Obligations (Santee Cooper), Series 2014-C, 5.00% 12/1/2025	120	121
Public Service Auth., Rev. Ref. Obligations (Santee Cooper), Series 2015-A, 5.00% 12/1/2028	280	285
Public Service Auth., Rev. Ref. Obligations (Santee Cooper), Series 2022-A, 5.00% 12/1/2029	85	94
Public Service Auth., Rev. Ref. Obligations (Santee Cooper), Series 2016-A, 5.00% 12/1/2031	2,015	2,085
Public Service Auth., Rev. Ref. Obligations (Santee Cooper), Series 2016-A, 5.00% 12/1/2033	1,050	1,083
Spartanburg Regional Health Services Dist., Hospital Rev. Ref. Bonds, Series 2022, 5.00% 4/15/2027	395	416
Spartanburg Regional Health Services Dist., Hospital Rev. Ref. Bonds, Series 2022, 5.00% 4/15/2028	1,500	1,607
		<u>32,481</u>
South Dakota 0.34%		
Housing Dev. Auth., Homeownership Mortgage Bonds, Series 2014-E, 4.00% 5/1/2044	55	55
Housing Dev. Auth., Homeownership Mortgage Bonds, Series 2015-D, 4.00% 11/1/2045	155	155
Housing Dev. Auth., Homeownership Mortgage Bonds, Series 2016-D, 3.50% 11/1/2046	990	983
Housing Dev. Auth., Homeownership Mortgage Bonds, Series 2018-A, 4.00% 11/1/2048	230	229
Housing Dev. Auth., Homeownership Mortgage Bonds, Series 2018-B, 4.50% 11/1/2048	1,365	1,374
Housing Dev. Auth., Homeownership Mortgage Bonds, Series 2021-B, 3.00% 11/1/2051	2,080	2,012
Housing Dev. Auth., Homeownership Mortgage Bonds, Series 2022-C, 5.00% 5/1/2053	2,065	2,128
		<u>6,936</u>

American Funds Short-Term Tax-Exempt Bond Fund (continued)

Bonds, notes & other debt instruments (continued)	Principal amount (000)	Value (000)
Tennessee 1.23%		
Housing Dev. Agcy., Residential Fin. Program Bonds, Series 2014-1-A, AMT, 4.00% 7/1/2039	USD50	\$ 50
Housing Dev. Agcy., Residential Fin. Program Bonds, Series 2017-2-B, 4.00% 1/1/2042	885	882
Housing Dev. Agcy., Residential Fin. Program Bonds, Series 2017-1, 4.00% 7/1/2042	700	698
Housing Dev. Agcy., Residential Fin. Program Bonds, Series 2014-2-C, 4.00% 1/1/2045	115	115
Housing Dev. Agcy., Residential Fin. Program Bonds, Series 2014-2-A, 4.00% 7/1/2045	175	175
Housing Dev. Agcy., Residential Fin. Program Bonds, Series 2014-2-A, AMT, 4.00% 7/1/2045	85	85
Housing Dev. Agcy., Residential Fin. Program Bonds, Series 2015-2-A, 4.00% 1/1/2046	240	239
Housing Dev. Agcy., Residential Fin. Program Bonds, Series 2016-1-B, 3.50% 1/1/2047	165	163
Housing Dev. Agcy., Residential Fin. Program Bonds, Series 2019-4, 3.50% 1/1/2050	3,705	3,639
Housing Dev. Agcy., Residential Fin. Program Bonds, Series 2015-2-A, 3.75% 1/1/2050	375	372
Housing Dev. Agcy., Residential Fin. Program Bonds, Series 2022-2, 5.00% 1/1/2053	645	672
Housing Dev. Agcy., Residential Fin. Program Bonds, Series 2023-3A, 6.25% 1/1/2054	845	926
County of Knox, Health, Educational and Housing Fac. Board, Multi Family Housing Rev. Bonds (Westview Towers Project), Series 2022, 3.95% 12/1/2027	3,090	3,093
City of Memphis, Health, Educational and Housing Facs. Board, Collateralized Multi Family Housing Rev. Bonds (Tillman Cove Apartments), Series 2020, 0.55% 12/1/2024 (put 6/1/2024)	3,725	3,672
Metropolitan Government of Nashville and Davidson County, G.O. Improvement Bonds, Series 2015-C, 5.00% 7/1/2032 (preref. 7/1/2025)	1,000	1,029
Metropolitan Government of Nashville and Davidson County, Health and Educational Facs. Board, Rev. Bonds (Vanderbilt University Medical Center), Series 2021-A, 5.00% 7/1/2031	415	464
Metropolitan Nashville Airport Auth., Airport Improvement Rev. Bonds, Series 2022-B, AMT, 5.00% 7/1/2026	560	582
Metropolitan Nashville Airport Auth., Airport Improvement Rev. Bonds, Series 2022-B, AMT, 5.00% 7/1/2028	1,275	1,361
Metropolitan Nashville Airport Auth., Airport Improvement Rev. Bonds, Series 2022-B, AMT, 5.00% 7/1/2029	1,915	2,076
City of Memphis and County of Shelby, Airport Auth., Airport Rev. Bonds, Series 2021-A, AMT, 5.00% 7/1/2025	1,000	1,019
County of Williamson Industrial Dev. Board, Multi Family Housing Rev. Bonds (Wood Duck Court Apartments), Series 2023, 5.00% 5/1/2042 (put 5/1/2027)	4,070	4,232
		<u>25,544</u>
Texas 14.11%		
Affordable Housing Corp., Multi Family Housing Rev. Bonds (Juniper Creek Apartments Project), Series 2023, 3.75% 7/1/2044 (put 7/1/2026)	2,085	2,086
Affordable Housing Corp., Multi Family Housing Rev. Bonds (Norman Commons), Series 2023, 3.625% 1/1/2045 (put 1/1/2027)	1,150	1,151
Alamo Community College Dist., Maintenance Tax Notes, Series 2022, 5.00% 2/15/2026	2,885	3,014
Aldine Independent School Dist., Unlimited Tax School Building Rev. Ref. Bonds, Series 2017-A, 5.00% 2/15/2027	1,270	1,358
Arlington Higher Education Fin. Corp., Education Rev. Bonds (Great Hearts America - Texas), Series 2021-A, 4.00% 8/15/2024	215	216
Arlington Higher Education Fin. Corp., Education Rev. Bonds (Great Hearts America - Texas), Series 2021-A, 4.00% 8/15/2025	175	177
Arlington Higher Education Fin. Corp., Education Rev. Bonds (Great Hearts America - Texas), Series 2021-A, 4.00% 8/15/2026	110	112
Arlington Higher Education Fin. Corp., Education Rev. Bonds (Harmony Public Schools), Series 2016-A, 5.00% 2/15/2024	310	310
Arlington Higher Education Fin. Corp., Education Rev. Bonds (Riverwalk Education Foundation, Inc.), Series 2019, 5.00% 8/15/2025	800	823
Arlington Higher Education Fin. Corp., Education Rev. Bonds (Trinity Basin Preparatory, Inc.), Series 2023, 5.00% 8/15/2025	600	617
Arlington Higher Education Fin. Corp., Education Rev. Bonds (Trinity Basin Preparatory, Inc.), Series 2023, 5.00% 8/15/2026	500	525
Arlington Higher Education Fin. Corp., Education Rev. Bonds (Trinity Basin Preparatory, Inc.), Series 2023, 5.00% 8/15/2027	560	599
Arlington Higher Education Fin. Corp., Education Rev. Bonds (Uplift Education), Series 2019-A, 4.00% 12/1/2024	405	407
Arlington Higher Education Fin. Corp., Education Rev. Bonds (Uplift Education), Series 2019-A, 4.00% 12/1/2025	425	431
Arlington Higher Education Fin. Corp., Education Rev. Bonds (Uplift Education), Series 2019-A, 4.00% 12/1/2026	440	450
Arlington Independent School Dist., Unlimited Tax School Building and Rev. Ref. Bonds, Series 2023, 5.00% 2/15/2026	1,625	1,693
Aubrey Independent School Dist., Unlimited Tax School Building Bonds, Series 2022, 5.00% 2/15/2029	1,000	1,112
Austin Independent School Dist., Unlimited Tax Rev. and Rev. Ref. Bonds, Series 2017-A, 5.00% 2/15/2029	1,465	1,553
Austin Independent School Dist., Unlimited Tax School Building Bonds, Series 2023, 5.00% 8/1/2027	1,000	1,081
City of Austin, Airport System Rev. Bonds, Series 2022, AMT, 5.00% 11/15/2026	2,820	2,949
City of Austin, Airport System Rev. Bonds, Series 2022, AMT, 5.00% 11/15/2027	2,000	2,122
City of Austin, Airport System Rev. Ref. Bonds, Series 2019, AMT, 5.00% 11/15/2025	1,370	1,400

American Funds Short-Term Tax-Exempt Bond Fund (continued)

Bonds, notes & other debt instruments (continued)	Principal amount (000)	Value (000)
Texas (continued)		
Barbers Hill Independent School Dist., Unlimited Tax School Building Bonds, Series 2020, 5.00% 2/15/2026	USD1,735	\$1,811
County of Bexar, Limited Tax Rev. Ref. Bonds, Series 2017, 5.00% 6/15/2043 (preref. 6/15/2026)	8,000	8,376
Boerne Independent School Dist., Unlimited Tax Rev. Ref. Bonds, Series 2019, 5.00% 2/1/2027	1,200	1,278
Boerne Independent School Dist., Unlimited Tax School Building Rev. Ref. Bonds, Series 2023, 3.125% 2/1/2053 (put 2/1/2027)	8,800	8,780
Burleson Independent School Dist., Unlimited Tax Rev. Ref. Bonds, Series 2017-A, 5.00% 8/1/2029	2,000	2,182
Cameron County Housing Fin. Corp., Multi Family Housing Rev. Bonds (Sunland Country Apartments), Series 2021, 3.95% 2/1/2024	1,840	1,840
Carrollton-Farmers Branch Independent School Dist., Unlimited Tax School Building Bonds, Series 2023, 5.00% 2/15/2027	7,000	7,482
Central Texas Regional Mobility Auth., Rev. Bond Anticipation Notes, Series 2021-C, 5.00% 1/1/2027	1,500	1,546
Clear Creek Independent School Dist., Unlimited Tax School Building Bonds, Series 2013-B, 0.28% 2/15/2038 (put 8/15/2024)	835	820
Clifton Higher Education Fin. Corp., Education Rev. Bonds (Idea Public Schools), Series 2021-T, 5.00% 8/15/2024	65	65
Clifton Higher Education Fin. Corp., Education Rev. Bonds (Idea Public Schools), Series 2021-T, 5.00% 8/15/2025	75	77
Clifton Higher Education Fin. Corp., Education Rev. Bonds (Idea Public Schools), Series 2021-T, 5.00% 8/15/2026	410	430
Clifton Higher Education Fin. Corp., Education Rev. Bonds (Idea Public Schools), Series 2021-T, 5.00% 8/15/2027	200	215
Clifton Higher Education Fin. Corp., Education Rev. Bonds (Idea Public Schools), Series 2021-T, 5.00% 8/15/2028	40	44
Clifton Higher Education Fin. Corp., Education Rev. Bonds (International Leadership of Texas, Inc.), Series 2021, 4.00% 8/15/2024	115	115
Clifton Higher Education Fin. Corp., Education Rev. Bonds (International Leadership of Texas, Inc.), Series 2021, 4.00% 8/15/2025	160	162
Collin County Community College Dist., G.O. Bonds, Series 2020-A, 5.00% 8/15/2025	1,000	1,033
City of Corpus Christi, Utility System Rev. Improvement and Rev. Ref. Bonds, Series 2023, 5.00% 7/15/2028	3,425	3,752
Cypress-Fairbanks Independent School Dist., Unlimited Tax School Building and Rev. Ref. Bonds, Series 2014-C, 5.00% 2/15/2027	1,625	1,626
Cypress-Fairbanks Independent School Dist., Unlimited Tax School Building Bonds, Series 2015-B-2, 0.28% 2/15/2040 (put 8/15/2024)	1,725	1,695
City of Dallas, Special Tax Rev. Bonds (Kay Bailey Hutchison Convention Center Dallas Venue Project), Series 2023, 6.00% 8/15/2053 (put 8/15/2028) ³	2,210	2,240
County of Dallas, Certs. of Obligation, Series 2022, 5.00% 8/15/2026	1,000	1,057
Dallas Area Rapid Transit Sales Tax Rev. Ref. Bonds, Series 2014-A, 5.00% 12/1/2031	1,100	1,117
Dallas Independent School Dist., Unlimited Tax Rev. Ref. Bonds, Series 2015, 5.00% 2/15/2030 (preref. 2/15/2025)	1,000	1,019
Dallas Independent School Dist., Unlimited Tax School Building Bonds, Series 2016-A, 5.00% 2/15/2027	1,000	1,022
Dallas Independent School Dist., Unlimited Tax School Building Rev. Ref. Bonds, Series 2023, 5.00% 2/15/2026	1,260	1,316
Dallas Independent School Dist., Unlimited Tax School Building Rev. Ref. Bonds, Series 2023, 5.00% 2/15/2028	545	595
City of Dallas Housing Fin. Corp., Multi Family Housing Rev. Bonds (Highpoint at Wynnewood), Series 2022, 3.50% 2/1/2044 (put 2/1/2026)	580	575
City of Dallas Housing Fin. Corp., Multi Family Housing Rev. Bonds (Rosemont at Ash Creek Apartments), Series 2023, 5.00% 7/1/2026 (put 12/1/2025)	915	938
Del Mar College Dist., Limited Tax Bonds, Series 2020-A, 5.00% 8/15/2024	300	303
Del Mar College Dist., Limited Tax Bonds, Series 2020-B, 5.00% 8/15/2024	400	404
Del Mar College Dist., Limited Tax Bonds, Series 2020-A, 5.00% 8/15/2025	210	217
Del Mar College Dist., Limited Tax Bonds, Series 2020-B, 5.00% 8/15/2025	315	325
Del Mar College Dist., Limited Tax Bonds, Series 2020-A, 5.00% 8/15/2026	335	352
Del Valle Independent School Dist., Unlimited Tax School Building Bonds, Series 2020, 5.00% 6/15/2026	1,000	1,051
County of Denton, Permanent Improvement and Rev. Ref. Bonds, Series 2023, 5.00% 7/15/2028	1,410	1,554
Denton County Housing Fin. Corp., Multi Family Housing Rev. Bonds (Pathway on Woodrow Apartments), Series 2022, 5.00% 2/1/2026 (put 2/1/2025)	1,155	1,169
Denton Independent School Dist., Unlimited Tax School Building Bonds, Series 2023, 5.00% 8/15/2027	1,650	1,782
El Paso Independent School Dist., Unlimited Tax Rev. Ref. Bonds, Series 2015, 5.00% 8/15/2026	400	404
Fort Bend Grand Parkway Toll Road Auth., Limited Contract Tax and Toll Road Rev. Ref. Bonds, Series 2021-A, 5.00% 3/1/2027	330	352
Fort Bend Independent School Dist., Unlimited Tax Rev. Ref. Bonds, Series 2020, 5.00% 8/15/2024	1,000	1,010
Fort Bend Independent School Dist., Unlimited Tax Rev. Ref. Bonds, Series 2021-B, 0.72% 8/1/2051 (put 8/1/2026)	3,240	3,032
Fort Bend Independent School Dist., Unlimited Tax School Building and Rev. Ref. Bonds, Series 2020-B, 0.875% 8/1/2050 (put 8/1/2025)	7,050	6,786
Fort Worth Independent School Dist., Unlimited Tax School Building Bonds, Series 2020, 5.00% 2/15/2026	500	522
Fort Worth Independent School Dist., Unlimited Tax School Building Bonds, Series 2020, 5.00% 2/15/2027	1,000	1,069
Frisco Independent School Dist., Unlimited Tax School Building and Rev. Ref. Bonds, Capital Appreciation Bonds, Series 1999, 0% 8/15/2027	1,000	900
G.O. Water Financial Assistance Rev. Ref. Bonds, Series 2021-B, 4.00% 8/1/2030	560	567

American Funds Short-Term Tax-Exempt Bond Fund (continued)

Bonds, notes & other debt instruments (continued)

	Principal amount (000)	Value (000)
Texas (continued)		
Galveston Public Fac. Corp., Multi Family Housing Rev. Bonds (The Orleanders at Broadway), Series 2021, 0.47% 8/1/2025 (put 8/1/2024)	USD1,425	\$1,394
Garland Independent School Dist., Unlimited Tax School Building Bonds, Series 2016, 5.00% 2/15/2030	1,000	1,018
City of Georgetown, Utility System Rev. Bonds, Series 2022, Assured Guaranty Municipal insured, 5.00% 8/15/2026	1,000	1,051
Goose Creek Consolidated Independent School Dist., Unlimited Tax School Building Bonds, Series 2021, 5.00% 2/15/2027	1,125	1,200
Goose Creek Consolidated Independent School Dist., Unlimited Tax School Building Bonds, Series 2014-B, 0.60% 2/15/2035 (put 8/17/2026)	810	762
Gregory-Portland Independent School Dist., Unlimited Tax School Building Bonds, Series 2023, 5.00% 2/15/2026	1,000	1,044
Gregory-Portland Independent School Dist., Unlimited Tax School Building Bonds, Series 2023, 5.00% 2/15/2028	1,130	1,234
Harlandale Independent School Dist., Maintenance Tax Notes, Series 2021, BAM insured, 2.00% 8/15/2040 (put 8/15/2024)	455	452
Harlandale Independent School Dist., Unlimited Tax Rev. Ref. Bonds, Series 2020, 0.75% 8/15/2045 (put 8/15/2025)	2,365	2,276
County of Harris, Metropolitan Transit Auth., Sales and Use Tax Contractual Obligations, Series 2015-B, 5.00% 11/1/2025	345	358
County of Harris, Port of Houston Auth., Rev. Bonds, Series 2023, 5.00% 10/1/2026	775	820
County of Harris, Port of Houston Auth., Rev. Bonds, Series 2023, 5.00% 10/1/2027	900	972
County of Harris, Toll Road Rev. and Rev. Ref. Bonds, Series 2018-A, 5.00% 8/15/2024	150	152
County of Harris, Toll Road Rev. Ref. Bonds, Series 2022-A, 5.00% 8/15/2029	1,160	1,306
Harris County Cultural Education Facs. Fin. Corp., Hospital Rev. Bonds (Texas Children's Hospital), Series 2019-A, 5.00% 10/1/2028	3,000	3,281
Harris County Cultural Education Facs. Fin. Corp., Medical Facs. Mortgage Rev. Ref. Bonds (Baylor College of Medicine), Series 2019-A, (USD-SOFR x 0.70 + 0.73%) 4.544% 11/15/2046 (put 7/1/2024) ¹	415	415
Harris County Cultural Education Facs. Fin. Corp., Rev. Bonds (Texas Medical Center), Series 2020-A, 0.90% 5/15/2050 (put 5/15/2025)	1,205	1,157
Harris County Health Facs. Dev. Corp., Rev. Ref. Bonds (CHRISTUS Health), Series 2005-A-4, Assured Guaranty Municipal insured, 4.29% 7/1/2031 ¹	75	75
Hays Consolidated Independent School Dist., Unlimited Tax School Building Bonds, Series 2023, 5.00% 2/15/2025	520	530
Hays Consolidated Independent School Dist., Unlimited Tax School Building Bonds, Series 2023, 5.00% 2/15/2026	1,000	1,044
Dept. of Housing and Community Affairs, Multi Family Housing Rev. Notes (Aspen Park), Series 2023, 5.00% 3/1/2041 (put 3/1/2026)	2,180	2,211
Dept. of Housing and Community Affairs, Residential Mortgage Rev. Bonds, Series 2021-A, 3.00% 1/1/2052	2,125	2,050
Dept. of Housing and Community Affairs, Residential Mortgage Rev. Bonds, Series 2022-B, 5.75% 1/1/2053	3,730	3,994
Dept. of Housing and Community Affairs, Residential Mortgage Rev. Bonds, Series 2023-A, 5.50% 7/1/2053	3,285	3,524
Dept. of Housing and Community Affairs, Single Family Mortgage Rev. Bonds, Series 2018-A, 4.75% 3/1/2049	35	35
Dept. of Housing and Community Affairs, Single Family Mortgage Rev. Bonds, Series 2019-A, 4.00% 3/1/2050	2,255	2,247
Dept. of Housing and Community Affairs, Single Family Mortgage Rev. Bonds, Series 2020-A, 3.50% 3/1/2051	620	608
Dept. of Housing and Community Affairs, Single Family Mortgage Rev. Bonds, Series 2021-A, 3.00% 3/1/2052	6,090	5,870
Dept. of Housing and Community Affairs, Single Family Mortgage Rev. Bonds, Series 2022-B, 6.00% 3/1/2053	2,010	2,195
Dept. of Housing and Community Affairs, Single Family Mortgage Rev. Bonds, Series 2023-C, 6.00% 3/1/2054	880	974
Housing Options, Inc., Multi Family Housing Rev. Bonds (Brooks Manor - The Oaks Project), Series 2021, 0.50% 8/1/2041 (put 3/1/2025)	2,445	2,329
City of Houston, Airport System Rev. Ref. Bonds, Series 2020-A, AMT, 5.00% 7/1/2027	1,000	1,055
City of Houston, Airport System Rev. Ref. Bonds, Series 2023-B, Assured Guaranty Municipal insured, AMT, 5.00% 7/1/2028	2,625	2,807
City of Houston, Combined Utility System Rev. Ref. Bonds, Series 2019-B, 2.00% 11/15/2024	615	606
City of Houston, Convention and Entertainment Facs. Dept., Hotel Occupancy Tax and Special Rev. Ref. Bonds, Series 2021, 4.00% 9/1/2024	45	45
City of Houston, Convention and Entertainment Facs. Dept., Hotel Occupancy Tax and Special Rev. Ref. Bonds, Series 2021, 4.00% 9/1/2025	40	40
City of Houston, Memorial City Redev. Auth., Tax Increment Contract Rev. and Rev. Ref. Bonds, Series 2019, Assured Guaranty Municipal insured, 5.00% 9/1/2024	575	580
City of Houston, Memorial City Redev. Auth., Tax Increment Contract Rev. and Rev. Ref. Bonds, Series 2019, Assured Guaranty Municipal insured, 5.00% 9/1/2025	445	456
City of Houston, Memorial City Redev. Auth., Tax Increment Contract Rev. and Rev. Ref. Bonds, Series 2019, Assured Guaranty Municipal insured, 5.00% 9/1/2026	320	334
Houston Housing Fin. Corp., Multi Family Housing Rev. Notes (Summerdale Apartments), Series 2023, 5.00% 8/1/2041 (put 8/1/2026)	840	862

American Funds Short-Term Tax-Exempt Bond Fund (continued)

Bonds, notes & other debt instruments (continued)	Principal amount (000)	Value (000)
Texas (continued)		
Humble Independent School Dist., Unlimited Tax School Building Bonds, Series 2022, 5.00% 2/15/2028	USD1,000	\$ 1,092
Hutto Independent School Dist., Unlimited Tax School Building Bonds, Series 2015, 2.00% 2/1/2055 (put 8/1/2025)	2,000	1,966
Irving Independent School Dist., Unlimited Tax School Building Bonds, Series 2023, 5.00% 2/15/2027	1,345	1,436
Irving Independent School Dist., Unlimited Tax School Building Bonds, Series 2023, 5.00% 2/15/2029	760	846
Keller Independent School Dist., Unlimited Tax Rev. Ref. Bonds, Series 2015-A, 5.00% 2/15/2027 (preref. 2/15/2025)	1,470	1,500
Kilgore Independent School Dist., Unlimited Tax School Building Bonds, Series 2022, 5.00% 2/15/2026	435	454
Lamar Consolidated Independent School Dist., Unlimited Tax Schoolhouse Bonds, Series 2021, 5.00% 2/15/2029	345	384
Leander Independent School Dist., Unlimited Tax School Building Bonds, Series 2023, 5.00% 2/15/2027	4,250	4,543
Leander Independent School Dist., Unlimited Tax School Building Bonds, Capital Appreciation Bonds, Series 2014-C, 0% 8/15/2049 (preref. 8/15/2024)	3,000	744
Lower Colorado River Auth., Rev. Ref. Bonds, Series 2022, Assured Guaranty Municipal insured, 5.00% 5/15/2027	1,000	1,071
Lower Colorado River Auth., Rev. Ref. Bonds, Series 2023-A, 5.00% 5/15/2027	780	833
Lower Colorado River Auth., Rev. Ref. Bonds, Series 2023-B, 5.00% 5/15/2039 (put 5/15/2028)	1,600	1,702
Lower Colorado River Auth., Transmission Contract Rev. Ref. Bonds (LCRA Transmission Services Corp. Project), Series 2015, Assured Guaranty Municipal insured, 4.00% 5/15/2033	1,000	1,007
City of Lubbock, Electric Light and Power System Rev. Ref. Bonds, Series 2023, 5.00% 4/15/2029	795	880
City of Lubbock, Electric Light and Power System Rev. Ref. Bonds, Series 2023, 5.00% 4/15/2030	1,000	1,133
County of Matagorda, Navigation Dist. No. 1, Pollution Control Rev. Ref. Bonds (Central Power and Light Co. Project), Series 1996, AMT, 4.25% 5/1/2030	850	847
Medina Valley Independent School Dist., Unlimited Tax School Building Bonds, Series 2021, 0.82% 2/15/2051 (put 2/15/2026)	605	567
Municipal Gas Acquisition and Supply Corp. I, Gas Supply Rev. Bonds, Series 2008-D, 6.25% 12/15/2026	730	760
Municipal Gas Acquisition and Supply Corp. III, Gas Supply Rev. Ref. Bonds, Series 2021, 5.00% 12/15/2025	1,480	1,506
Municipal Gas Acquisition and Supply Corp. III, Gas Supply Rev. Ref. Bonds, Series 2021, 5.00% 12/15/2026	1,000	1,027
Municipal Gas Acquisition and Supply Corp. IV, Gas Supply Rev. Bonds, Series 2023-A, 5.50% 1/1/2054 (put 1/1/2030)	4,450	4,786
Nacogdoches Independent School Dist., Unlimited Tax School Building Bonds, Series 2019, 5.00% 2/15/2027	985	1,051
New Caney Independent School Dist., Unlimited Tax School Building Bonds, Series 2023, 5.00% 2/15/2027	1,000	1,066
New Caney Independent School Dist., Unlimited Tax School Building Bonds, Series 2023, 5.00% 2/15/2028	525	572
New Hope Cultural Education Facs. Fin. Corp., Student Housing Rev. Bonds (CHF-Collegiate Housing Galveston I, LLC - Texas A&M University at Galveston Project), Series 2014-A, 4.75% 4/1/2046 (preref. 4/1/2024)	1,295	1,298
North Central Texas Housing Fin. Corp., Multi Family Housing Rev. Bonds (Bluebonnet Ridge Apartments), Series 2021, 0.375% 8/1/2040 (put 8/1/2024)	620	606
Northside Independent School Dist., Unlimited Tax School Building Bonds, Series 2020, 0.70% 6/1/2050 (put 6/1/2025)	5,000	4,839
Northwest Independent School Dist., Unlimited Tax School Building Bonds, Series 2017, 5.00% 2/15/2042 (preref. 2/15/2026)	6,500	6,784
Odessa Housing Fin. Corp., Multi Family Housing Rev. Bonds (Cove in Odessa Apartments), Series 2021, 4.20% 6/1/2024 (4.05% on 2/1/2024) (put 2/1/2024) ⁴	10,625	10,625
Pecos-Barstow-Toyah Independent School Dist., Unlimited Tax School Building Bonds, Series 2023, 5.00% 2/15/2027	700	746
Plano Independent School Dist., Unlimited Tax School Building Bonds, Series 2023, 5.00% 2/15/2027	2,375	2,532
Public Fin. Auth., G.O. Rev. Ref. Bonds, Series 2016, 5.00% 10/1/2026	3,575	3,790
County of Rockwall, Permanent Improvement and Rev. Ref. Bonds, Series 2020, 5.00% 2/1/2024	200	200
County of Rockwall, Permanent Improvement and Rev. Ref. Bonds, Series 2020, 5.00% 2/1/2025	250	255
County of Rockwall, Permanent Improvement and Rev. Ref. Bonds, Series 2020, 5.00% 2/1/2026	260	270
Round Rock Independent School Dist., Unlimited Tax School Building Bonds, Series 2016, 5.00% 8/1/2027	1,535	1,578
City of San Antonio, Electric and Gas Systems Rev. Bonds, Series 2015-D, 1.125% 12/1/2045 (put 12/1/2026)	1,990	1,809
City of San Antonio, Electric and Gas Systems Rev. Ref. Bonds, Series 2015, 5.00% 2/1/2026	1,400	1,461
City of San Antonio, Electric and Gas Systems Rev. Ref. Bonds, Series 2022, 5.00% 2/1/2027	90	96
City of San Antonio, Electric and Gas Systems Rev. Ref. Bonds, Series 2022, 5.00% 2/1/2028	1,500	1,633
City of San Antonio, Passenger Fac. Charge and Airport System Rev. Ref. Bonds, Series 2019-A, AMT, 5.00% 7/1/2024	1,000	1,005
City of San Antonio, Water System Rev. and Rev. Ref. Bonds, Series 2013-F, 1.00% 5/1/2043 (put 11/1/2026)	1,000	909
San Antonio Housing Trust Fin. Corp., Multi Family Housing Rev. Bonds (The Arbors at West Avenue Apartments), Series 2022, 1.45% 3/1/2026 (put 3/1/2025)	690	666
San Jacinto Community College Dist., Limited Tax G.O. Building Bonds, Series 2021, 5.00% 2/15/2026	1,000	1,039
San Marcos Consolidated Independent School Dist., Unlimited Tax School Building Bonds, Series 2023, 5.00% 8/15/2026	1,740	1,835
Southwest Independent School Dist., Unlimited Tax School Building Bonds, Series 2023, 5.00% 2/1/2027	860	918

American Funds Short-Term Tax-Exempt Bond Fund (continued)

Bonds, notes & other debt instruments (continued)	Principal amount (000)	Value (000)
Texas (continued)		
Tarrant County Cultural Education Facs. Fin. Corp., Hospital Rev. Bonds (Baylor Scott & White Health Project), Series 2022-E, 5.00% 11/15/2052 (put 5/15/2026)	USD4,235	\$ 4,383
Tarrant County Cultural Education Facs. Fin. Corp., Hospital Rev. Bonds (Baylor Scott & White Health Project), Series 2022-F, 5.00% 11/15/2052 (put 11/15/2030)	1,620	1,805
Tarrant County Cultural Education Facs. Fin. Corp., Rev. Bonds (Christus Health), Series 2022-A, 5.00% 7/1/2053 (put 7/1/2032)	3,510	3,944
Greater Texoma Utility Auth., Contract Rev. Bonds (City of Sherman Project), Series 2024, 5.00% 10/1/2028	3,360	3,682
Tomball Independent School Dist., Unlimited Tax School Building Bonds, Series 2020, 5.00% 2/15/2024	220	220
Tomball Independent School Dist., Unlimited Tax School Building Bonds, Series 2014-B-2, 0.26% 2/15/2039 (put 8/15/2024)	1,645	1,612
Transportation Commission, G.O. Mobility Fund Bonds, Series 2014-B, 0.65% 10/1/2041 (put 4/1/2026)	5,500	5,111
Transportation Commission, Highway Improvement G.O. Bonds, Series 2016-A, 5.00% 4/1/2031	2,990	3,116
Travis County Housing Fin. Corp., Multi Family Housing Rev. Bonds (Airport Gateway Apartments), Series 2022, 4.125% 6/1/2045 (put 6/1/2027)	960	966
Travis County Strategic Housing Fin. Corp., Multi Family Housing Rev. Bonds (Yager Flats), Series 2021, 0.46% 9/1/2041 (put 2/1/2025)	11,000	10,510
Board of Regents of the University of Texas System, Permanent University Fund Bonds, Series 2022-A, 5.00% 7/1/2029	2,550	2,873
Board of Regents of the University of Texas System, Rev. Fncg. System Bonds, Series 2020-A, 5.00% 8/15/2030	4,900	5,659
Board of Regents of the University of Texas System, Rev. Fncg. System Rev. Ref. Bonds, Series 2014-B, 5.00% 8/15/2025	4,530	4,678
Waco Public Facs. Corp. II, Multi Family Housing Rev. Bonds (Trendwood Apartments), Series 2022, 3.50% 8/1/2025 (put 8/1/2024)	4,928	4,916
Water Dev. Board, State Revolving Fund Rev. Bonds, Series 2020, 5.00% 8/1/2024	750	757
Water Dev. Board, State Revolving Fund Rev. Bonds, Series 2020, 5.00% 8/1/2027	2,380	2,570
Water Dev. Board, State Revolving Fund Rev. Bonds, Series 2020, 5.00% 8/1/2027	1,970	2,127
Water Dev. Board, State Water Implementation Rev. Fund, Rev. Bonds (Master Trust), Series 2017-A, 5.00% 4/15/2027	2,000	2,146
Water Dev. Board, State Water Implementation Rev. Fund, Rev. Bonds (Master Trust), Series 2021, 5.00% 10/15/2028	1,460	1,619
Water Dev. Board, State Water Implementation Rev. Fund, Rev. Bonds (Master Trust), Series 2023-A, 5.00% 10/15/2028	230	255
		<u>292,172</u>
Utah 1.34%		
Board of Higher Education, General Rev. Bonds (University of Utah), Series 2023-B, 5.00% 8/1/2029	500	568
Board of Higher Education, General Rev. Bonds (University of Utah), Series 2023-B, 5.00% 8/1/2030	500	580
Board of Higher Education, General Rev. Bonds (University of Utah), Series 2023-B, 5.00% 8/1/2031	500	591
Canyons School Dist., Board of Education, G.O. Rev. Ref. Bonds (Utah School Bond Guaranty Program), Series 2021-B, 5.00% 6/15/2027	1,000	1,078
G.O. Bonds, Series 2019, 5.00% 7/1/2026	1,000	1,054
G.O. Bonds, Series 2018, 5.00% 7/1/2028	1,905	2,055
Housing Corp., Multi Family Housing Rev. Bonds (New City Plaza Apartments Project), Series 2021, 3.50% 8/1/2025 (put 8/1/2024)	9,836	9,808
Housing Corp., Single Family Mortgage Bonds, Series 2023-A, 6.00% 7/1/2053	250	271
Housing Corp., Single Family Mortgage Bonds, Series 2024-A, 6.50% 1/1/2054	395	437
Housing Corp., Single Family Mortgage Bonds, Class III, Series 2015-D-2, 4.00% 1/1/2045	130	130
Salt Lake City, Airport Rev. Bonds (Salt Lake City International Airport), Series 2021-B, 5.00% 7/1/2024	275	277
Salt Lake City, Airport Rev. Bonds (Salt Lake City International Airport), Series 2021-A, AMT, 5.00% 7/1/2026	2,250	2,333
Salt Lake City, Airport Rev. Bonds (Salt Lake City International Airport), Series 2023-A, AMT, 5.00% 7/1/2027	830	875
Salt Lake City, Airport Rev. Bonds (Salt Lake City International Airport), Series 2018-A, AMT, 5.00% 7/1/2028	2,375	2,539
Salt Lake City, Airport Rev. Bonds (Salt Lake City International Airport), Series 2017-A, AMT, 5.00% 7/1/2029	800	841
Salt Lake City, Airport Rev. Bonds (Salt Lake City International Airport), Series 2021-A, AMT, 5.00% 7/1/2029	1,500	1,629
Telecommunication Open Infrastructure Agcy., Sales Tax and Telecommunications Rev. Ref. Bonds, Series 2022, 5.00% 6/1/2025	235	240
Telecommunication Open Infrastructure Agcy., Sales Tax and Telecommunications Rev. Ref. Bonds, Series 2022, 5.00% 6/1/2026	400	417
Telecommunication Open Infrastructure Agcy., Sales Tax and Telecommunications Rev. Ref. Bonds, Series 2022, 5.00% 6/1/2027	320	340
Telecommunication Open Infrastructure Agcy., Sales Tax and Telecommunications Rev. Ref. Bonds, Series 2022, 5.00% 6/1/2029	130	143

American Funds Short-Term Tax-Exempt Bond Fund (continued)

Bonds, notes & other debt instruments (continued)	Principal amount (000)	Value (000)
Utah (continued)		
Telecommunication Open Infrastructure Agcy., Sales Tax and Telecommunications Rev. Ref. Bonds, Series 2022, 5.00% 6/1/2030	USD305	\$ 343
County of Utah, Hospital Rev. Bonds (IHC Health Services, Inc.), Series 2020-B-1, 5.00% 5/15/2060 (put 8/1/2024)	1,000	1,008
City of Vineyard, Redev. Agcy., Tax Increment Rev. and Rev. Ref. Bonds, Series 2021, Assured Guaranty Municipal insured, 5.00% 5/1/2024	155	156
		<u>27,713</u>
Vermont 0.02%		
Housing Fin. Agcy., Multiple Purpose Bonds, Series 2014-A, AMT, 4.00% 11/1/2044	80	79
Housing Fin. Agcy., Multiple Purpose Bonds, Series 2020-A, 3.75% 11/1/2050	260	258
		<u>337</u>
Virginia 1.48%		
County of Arlington, Industrial Dev. Auth., Hospital Rev. Bonds (Virginia Hospital Center), Series 2020, 5.00% 7/1/2025	1,000	1,024
College Building Auth., Educational Facs. Rev. Bonds (21st Century College and Equipment Programs), Series 2023-A, 5.00% 2/1/2028	2,500	2,732
County of Fairfax, Public Improvement Bonds, Series 2023-A, 4.00% 10/1/2026	1,500	1,553
County of Fairfax, Redev. and Housing Auth., Multi Family Housing Rev. Bonds (Dominion Square North Project), Series 2023, 5.00% 1/1/2045 (put 1/1/2028)	1,885	1,980
County of Fairfax, Redev. and Housing Auth., Multi Family Housing Rev. Bonds (Oakwood North Four Project), Series 2021, 0.41% 5/1/2025 (put 5/1/2024)	5,000	4,944
G.O. Bonds, Series 2016-B, 5.00% 6/1/2027	2,790	2,941
County of Henrico, Water & Sewer Rev. and Rev. Ref. Bonds, Series 2016, 5.00% 5/1/2046 (preref. 5/1/2026)	2,000	2,100
County of Loudoun, Econ. Dev. Auth., Multi Family Housing Rev. Bonds (The View at Broadlands Project), Series 2022, 2.00% 4/1/2025 (put 4/1/2024)	2,495	2,485
City of Lynchburg, Econ. Dev. Auth., Hospital Rev. and Rev. Ref. Bonds (Centra Health Obligated Group), Series 2021, 4.00% 1/1/2027	850	861
City of Norfolk, G.O. Capital Improvement Bonds, Series 2019, 5.00% 8/1/2044 (preref. 8/1/2028)	1,000	1,106
City of Norfolk, Redev. and Housing Auth., Multi Family Housing Rev. Bonds (Braywood Manor Apartments), Series 2023, 5.00% 5/1/2043 (put 5/1/2026)	2,280	2,344
Port Auth., Commonwealth Port Fund Rev. Bonds, Series 2020-B, AMT, 5.00% 7/1/2028	1,615	1,748
Port Auth., Commonwealth Port Fund Rev. Bonds, Series 2015, AMT, 5.00% 7/1/2030 (preref. 7/1/2025)	2,000	2,048
Port Auth., Port Facs. Rev. Ref. Bonds, Series 2015, AMT, 5.00% 7/1/2039 (preref. 7/1/2025)	1,000	1,024
City of Richmond, Public Utility Rev. and Rev. Ref. Bonds, Series 2016-A, 5.00% 1/15/2029 (preref. 1/15/2026)	750	781
Small Business Fncg. Auth., Residential Care Facs. Rev. and Rev. Ref. Bonds (LifeSpire of Virginia), Series 2021, 3.00% 12/1/2025	230	223
Small Business Fncg. Auth., Residential Care Facs. Rev. and Rev. Ref. Bonds (LifeSpire of Virginia), Series 2021, 3.00% 12/1/2026	235	225
Small Business Fncg. Auth., Rev. Ref. Bonds (Elizabeth River Crossings Opco, LLC Project), Series 2022, AMT, 4.00% 1/1/2029	610	612
		<u>30,731</u>
Washington 1.22%		
Central Puget Sound Regional Transit Auth., Sales Tax and Motor Vehicle Excise Tax Improvement and Rev. Ref. Green Bonds, Series 2021-S-1, 5.00% 11/1/2028	65	72
Energy Northwest, Electric Rev. Ref. Bonds (Project No. 3), Series 2016-A, 5.00% 7/1/2026	1,075	1,133
Energy Northwest, Electric Rev. Ref. Bonds (Project No. 3), Series 2018-C, 5.00% 7/1/2026	1,965	2,071
Health Care Facs. Auth., Rev. Bonds (CommonSpirit Health), Series 2019-B-1, 5.00% 8/1/2049 (put 8/1/2024)	1,045	1,046
Housing Fin. Commission, Single Family Program Bonds, Series 2017-1-N, 4.00% 12/1/2047	595	593
Housing Fin. Commission, Single Family Program Bonds, Series 2018-1-N, 4.00% 12/1/2048	1,540	1,536
Housing Fin. Commission, Single Family Program Bonds, Series 2019-1-N, 4.00% 6/1/2049	390	389
Housing Fin. Commission, Single Family Program Bonds, Series 2020-2-N, 3.00% 12/1/2050	250	243
Housing Fin. Commission, Single Family Program Bonds, Series 2020-1-N, 4.00% 12/1/2050	1,560	1,558
Housing Fin. Commission, Single Family Program Bonds, Series 2021-2-N, 3.00% 6/1/2051	730	703
Housing Fin. Commission, Single Family Program Rev. Ref. Bonds, Series 2022-1-N, 5.00% 12/1/2052	740	769
Northshore School Dist., Unlimited Tax G.O. Rev. Ref. Bonds, Series 2022, 5.00% 12/1/2029	400	455
City of Seattle, Housing Auth., Rev. and Rev. Ref. Bonds (Northgate Plaza Project), Series 2021, 1.00% 6/1/2026	680	636
City of Seattle, Housing Auth., Rev. Bonds (Lam Bow Apartments Project), Series 2021, 1.25% 6/1/2024	150	149
City of Seattle, Water System Improvement and Rev. Ref. Bonds, Series 2021, 5.00% 8/1/2027	595	643

American Funds Short-Term Tax-Exempt Bond Fund (continued)

Bonds, notes & other debt instruments (continued)	Principal amount (000)	Value (000)
Washington (continued)		
Port of Seattle, Rev. Ref. Bonds, Series 2016, 5.00% 2/1/2028	USD1,000	\$ 1,039
Port of Seattle, Rev. Ref. Bonds, Series 2022-B, AMT, 5.00% 8/1/2029	4,750	5,144
City of Tacoma, Electric System Rev. and Rev. Ref. Bonds, Series 2013-A, 4.00% 1/1/2042	1,810	1,810
City of Tacoma, Water System Rev. and Rev. Ref. Bonds, Series 2013, 4.00% 12/1/2041	5,000	5,009
University of Washington, General Rev. Ref. Bonds, Series 2020-C, 5.00% 4/1/2025	250	256
		<u>25,254</u>
West Virginia 0.16%		
Econ. Dev. Auth., Solid Waste Disposal Facs. Rev. Bonds (Appalachian Power Co. - Amos Project), Series 2011-A, AMT, 1.00% 1/1/2041 (put 9/1/2025)	1,310	1,224
Econ. Dev. Auth., Solid Waste Disposal Facs. Rev. Ref. Bonds (Kentucky Power Co. - Mitchell Project), Series 2014-A, AMT, 4.70% 4/1/2036 (put 6/17/2026)	1,485	1,494
G.O. State Road Bonds, Series 2021-A, 5.00% 12/1/2025	665	692
		<u>3,410</u>
Wisconsin 1.24%		
G.O. Rev. Ref. Bonds, Series 2017-3, 5.00% 11/1/2027	1,050	1,128
Germantown School Dist., G.O. School Building and Improvement Bonds, Series 2017-A, 3.00% 4/1/2030 (preref. 4/1/2027)	1,395	1,416
Health and Educational Facs. Auth., Rev. Bonds (Advocate Aurora Health Care Credit Group), Series 2018-B-2, 5.00% 8/15/2054 (put 6/24/2026)	1,510	1,568
Health and Educational Facs. Auth., Rev. Bonds (Advocate Aurora Health Care Credit Group), Series 2018-C-3, 5.00% 8/15/2054 (put 6/24/2026)	4,845	5,030
Health and Educational Facs. Auth., Rev. Bonds (Gundersen Lutheran), Series 2020, 5.00% 2/15/2026 ³	4,000	4,063
Housing and Econ. Dev. Auth., Home Ownership Rev. Bonds, Series 2015-A, AMT, 4.00% 9/1/2045	25	25
Housing and Econ. Dev. Auth., Home Ownership Rev. Bonds, Series 2016-A, AMT, 3.50% 3/1/2046	330	327
Housing and Econ. Dev. Auth., Home Ownership Rev. Bonds, Series 2017-C, 4.00% 3/1/2048	345	344
Housing and Econ. Dev. Auth., Home Ownership Rev. Bonds, Series 2018-B, 4.00% 3/1/2048	910	907
Housing and Econ. Dev. Auth., Home Ownership Rev. Bonds, Series 2019-C, 4.00% 3/1/2050	930	928
Housing and Econ. Dev. Auth., Home Ownership Rev. Bonds, Series 2020-A, 3.50% 9/1/2050	2,040	2,008
Housing and Econ. Dev. Auth., Home Ownership Rev. Bonds, Series 2021-A, 3.00% 3/1/2052	2,075	2,005
Housing and Econ. Dev. Auth., Home Ownership Rev. Bonds, Series 2021-C, 3.00% 9/1/2052	770	744
Housing and Econ. Dev. Auth., Housing Rev. Bonds, Series 2021-B, 0.50% 11/1/2050 (put 11/1/2024)	290	281
Housing and Econ. Dev. Auth., Housing Rev. Bonds, Series 2021-C, 0.81% 11/1/2052 (put 5/1/2025)	1,110	1,062
Housing and Econ. Dev. Auth., Housing Rev. Bonds, Series 2023-E, 3.875% 11/1/2054 (put 5/1/2027)	1,170	1,173
Public Fin. Auth., Retirement Facs. First Mortgage Rev. and Rev. Ref. Bonds (The United Methodist Retirement Homes), Series 2021-A, 4.00% 10/1/2025	60	59
Public Fin. Auth., Rev. Ref. Bonds (Providence St. Joseph Health), Series 2021-C, 4.00% 10/1/2041 (put 10/1/2030)	355	358
Public Fin. Auth., Solid Waste Disposal Rev. Ref. Bonds (Waste Management, Inc. Project), Series 2016-A-3, AMT, 1.10% 7/1/2029 (put 6/1/2026)	2,380	2,227
		<u>25,653</u>
Wyoming 0.32%		
Community Dev. Auth., Housing Rev. Bonds, Series 2015-3, 3.00% 12/1/2044	15	15
Community Dev. Auth., Housing Rev. Bonds, Series 2015-6, 4.00% 6/1/2045	100	100
Community Dev. Auth., Housing Rev. Bonds, Series 2021-1, 3.00% 6/1/2050	4,205	4,059
Community Dev. Auth., Housing Rev. Bonds, Series 2021-3, 3.00% 6/1/2050	680	662
Community Dev. Auth., Housing Rev. Bonds, Series 2020-1, 4.00% 12/1/2050	815	814
Community Dev. Auth., Housing Rev. Bonds, Series 2023-1, 5.75% 6/1/2053	865	920
		<u>6,570</u>
Total bonds, notes & other debt instruments (cost: \$1,905,333,000)		<u>1,881,101</u>

American Funds Short-Term Tax-Exempt Bond Fund (continued)

Short-term securities 9.34%	Principal amount (000)	Value (000)
Municipals 9.34%		
Freddie Mac, Multi Family Mortgage Certs., Series 2019-M-055, 4.76% 12/15/2028 ^{1,3}	USD2,000	\$ 2,000
State of Arizona, Industrial Dev. Auth., Hospital Rev. Ref. Bonds (Phoenix Children's Hospital), Series 2019-B, 3.14% 2/1/2048 ¹	1,700	1,700
State of California, Infrastructure and Econ. Dev. Bank, Rev. Bonds (Brightline West Passenger Rail Project), Series 2020-A, AMT, 3.95% 1/1/2050 (put 1/30/2025) ³	12,940	12,941
State of California, City of Los Angeles, Tax and Rev. Anticipation Notes, Series 2023, 5.00% 6/27/2024	10,000	10,077
State of California, County of Los Angeles, Tax and Rev. Anticipation Notes, Series 2023, 5.00% 6/28/2024	6,400	6,450
State of California, Municipal Fin. Auth., Environmental Improvement Rev. Bonds (Aymium Williams Project), Series 2022, AMT, 4.00% 12/15/2042 (put 6/26/2024) ^{3,5}	2,000	1,999
State of California, County of Riverside, Tax and Rev. Anticipation Notes, Series 2023, 5.00% 6/28/2024	5,000	5,039
State of Colorado, Education Loan Program, Tax and Rev. Anticipation Notes, Series 2023-A, 5.00% 6/28/2024	5,250	5,286
State of Florida, Miami-Dade County School Dist., Tax Anticipation Notes, Series 2023, 5.00% 6/18/2024	7,500	7,546
State of Idaho, Health Facs. Auth., Hospital Rev. Bonds (CHE Trinity Health Credit Group), Series 2013-ID, 4.30% 12/1/2048 (put 2/1/2024) ⁵	3,145	3,146
State of Louisiana, Parish of East Baton Rouge, Industrial Dev. Board, Gulf Opportunity Zone Rev. Bonds (ExxonMobil Project), Series 2010-B, 3.13% 12/1/2040 ¹	8,800	8,800
State of Louisiana, Public Facs. Auth., Rev. Bonds (Air Products and Chemicals Project), Series 2008-A, 3.26% 8/1/2043 ¹	19,500	19,500
State of Michigan, Fin. Auth., State Aid Rev. Notes, Series 2023-A, 5.00% 8/20/2024	5,000	5,046
State of Michigan, Strategic Fund, Demand Limited Obligation Rev. Bonds (Air Products and Chemicals, Inc. Project), Series 2007, 3.26% 12/1/2042 ¹	7,900	7,900
State of Minnesota, County of Hennepin, Housing and Redev. Auth., Multi Family Housing Rev. Bonds (Labor Retreat Project), Series 2023, 4.65% 10/1/2026 (put 10/1/2024) ⁵	920	921
State of Nevada, Dept. of Business and Industry, Rev. Bonds (Brightline West Passenger Rail Project), Series 2020-A, AMT, 4.00% 1/1/2050 (put 1/30/2025) ^{3,5}	2,500	2,500
State of New York, New York City G.O. Bonds, Series 2013-F-3, 3.20% 3/1/2042 ¹	2,680	2,680
State of New York, New York City G.O. Bonds, Series 2021-2, 3.95% 4/1/2042 ¹	195	195
State of New York, New York City Municipal Water Fin. Auth., Water and Sewer System Second General Resolution Rev. Bonds, Series 2008-BB-2, 3.20% 6/15/2035 ¹	4,500	4,500
State of New York, New York City Municipal Water Fin. Auth., Water and Sewer System Second General Resolution Rev. Bonds, Series 2016-AA-1, 3.20% 6/15/2048 ¹	10,425	10,425
State of New York, New York City Transitional Fin. Auth., Future Tax Secured Bonds, Series 2016-A-4, 3.20% 8/1/2041 ¹	7,365	7,365
State of New York, New York City Transitional Fin. Auth., Future Tax Secured Bonds, Series 2019-B-4, 3.10% 8/1/2042 ¹	5,300	5,300
State of New York, Triborough Bridge and Tunnel Auth., General Rev. Bonds, Series 2001-C, 3.20% 1/1/2032 ¹	7,660	7,660
State of New York, Triborough Bridge and Tunnel Auth., General Rev. Ref. Bonds, Series 2005-B-3, 3.20% 1/1/2035 ¹	15,100	15,100
State of Ohio, County of Franklin, Rev. Bonds (CHE Trinity Health Credit Group), Series 2013, 4.30% 12/1/2046 (put 2/1/2024) ⁵	2,890	2,891
State of Oregon, Housing and Community Services Dept., Housing Dev. Rev. Bonds (The Susan Emmons Apartments Project), Series 2021-S-2, 4.35% 6/1/2024	1,225	1,226
State of Pennsylvania, Econ. Dev. Fncg. Auth., Solid Waste Disposal Rev. Bonds (Waste Management, Inc. Project), Series 2013, AMT, 4.875% 8/1/2045 (put 2/1/2024) ⁵	4,250	4,250
State of Texas, Gulf Coast Industrial Dev. Auth., Rev. Bonds (ExxonMobil Project), Series 2012, 3.00% 11/1/2041 ¹	5,400	5,400
State of Texas, Gulf Coast Waste Disposal Auth., Environmental Facs. Rev. Bonds (Exxon Project), Series 2002, AMT, 3.18% 12/1/2025 ¹	2,760	2,760
State of Texas, Harris County Cultural Education Facs. Fin. Corp., Hospital Rev. Bonds (Memorial Hermann Health System), Series 2019-C-2, (SIFMA Municipal Swap Index + 0.57%) 5.12% 12/1/2049 (put 12/4/2024) ^{1,5}	5,000	4,988

American Funds Short-Term Tax-Exempt Bond Fund (continued)

Short-term securities (continued)	Principal amount (000)	Value (000)
Municipals (continued)		
State of Texas, City of Houston, Combined Utility System Rev. Ref. Bonds, Series 2012-B, 4.77% 5/15/2034 ¹	USD10,000	\$ 10,000
State of Texas, Mission Econ. Dev. Corp., Solid Waste Disposal Rev. Bonds (Waste Management, Inc. Project), Series 2020-A, AMT, 4.50% 5/1/2046 (put 3/1/2024) ⁵	7,020	7,020
State of Texas, City of San Antonio, Tax Notes, Series 2023, 5.00% 2/1/2024	845	845
		<u>193,456</u>
Total short-term securities (cost: \$193,436,000)		<u>193,456</u>
Total investment securities 100.20% (cost: \$2,098,769,000)		2,074,557
Other assets less liabilities (0.20%)		<u>(4,135)</u>
Net assets 100.00%		<u><u>\$2,070,422</u></u>

Futures contracts

Contracts	Type	Number of contracts	Expiration date	Notional amount (000)	Value and unrealized appreciation (depreciation) at 1/31/2024 (000)
2 Year U.S. Treasury Note Futures	Long	1,614	4/3/2024	USD331,929	\$ 2,280
5 Year U.S. Treasury Note Futures	Long	130	4/3/2024	14,091	17
10 Year Ultra U.S. Treasury Note Futures	Short	722	3/28/2024	(84,384)	(2,427)
30 Year Ultra U.S. Treasury Bond Futures	Short	30	3/28/2024	(3,876)	(8)
					<u>\$ (138)</u>

¹Coupon rate may change periodically. Reference rate and spread are as of the most recent information available. Some coupon rates are determined by the issuer or agent based on current market conditions; therefore, the reference rate and spread are not available. For short-term securities, the date of the next scheduled coupon rate change is considered to be the maturity date.

²Scheduled interest and/or principal payment was not received.

³Acquired in a transaction exempt from registration under Rule 144A or, for commercial paper, Section 4(a)(2) of the Securities Act of 1933. May be resold in the U.S. in transactions exempt from registration, normally to qualified institutional buyers. The total value of all such securities was \$26,211,000, which represented 1.27% of the net assets of the fund.

⁴Step bond; coupon rate may change at a later date.

⁵For short-term securities, the mandatory put date is considered to be the maturity date.

Key to abbreviation(s)

Agcy. = Agency	Fin. = Finance
AMT = Alternative Minimum Tax	Fncg. = Financing
Assn. = Association	G.O. = General Obligation
Auth. = Authority	Part. = Participation
Certs. = Certificates	Preref. = Prerefunded
Dept. = Department	Redev. = Redevelopment
Dev. = Development	Ref. = Refunding
Dist. = District	Rev. = Revenue
Econ. = Economic	SIFMA = Securities Industry and Financial Markets Association
Fac. = Facility	SOFR = Secured Overnight Financing Rate
Facs. = Facilities	USD = U.S. dollars

Refer to the notes to financial statements.

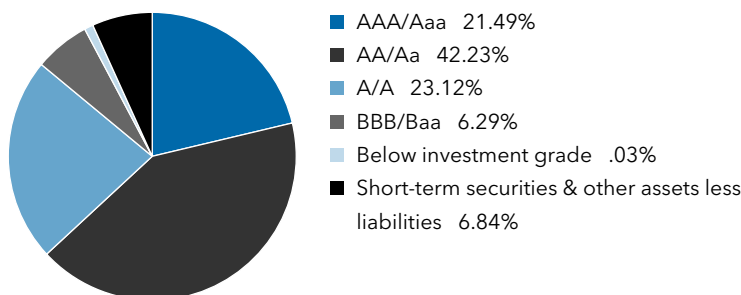
Limited Term Tax-Exempt Bond Fund of America

unaudited

Investment portfolio January 31, 2024

Portfolio quality summary*

Percent of net assets



*Bond ratings, which typically range from AAA/Aaa (highest) to D (lowest), are assigned by credit rating agencies such as Standard & Poor's, Moody's and/or Fitch as an indication of an issuer's creditworthiness. In assigning a credit rating to a security, the fund looks specifically to the ratings assigned to the issuer of the security by Standard & Poor's, Moody's and/or Fitch. If agency ratings differ, the security will be considered to have received the highest of those ratings, consistent with the fund's investment policies. Securities in the "unrated" category (above) have not been rated by a rating agency; however, the investment adviser performs its own credit analysis and assigns comparable ratings that are used for compliance with the fund's investment policies.

Bonds, notes & other debt instruments 93.16%

	Principal amount (000)	Value (000)
Alabama 5.07%		
Black Belt Energy Gas Dist., Gas Project Rev. Bonds, Series 2022-B-1, 5.25% 2/1/2053 (put 6/1/2029)	USD26,160	\$ 27,907
Black Belt Energy Gas Dist., Gas Project Rev. Bonds, Series 2022-B-1, 4.00% 4/1/2053 (put 10/1/2027)	40,000	39,974
Black Belt Energy Gas Dist., Gas Project Rev. Bonds (Project No. 6), Series 2021-B, 4.00% 10/1/2052 (put 12/1/2026)	20,500	20,537
Black Belt Energy Gas Dist., Gas Project Rev. Bonds (Project No. 7), Series 2021-C-1, 4.00% 10/1/2052 (put 12/1/2026)	12,545	12,568
Black Belt Energy Gas Dist., Gas Project Rev. Ref. Bonds, Series 2023-D-1, 5.50% 6/1/2049 (put 2/1/2029)	16,890	18,096
Black Belt Energy Gas Dist., Gas Supply Prepay Rev. Bonds (Project No. 4), Series 2019-A, 4.00% 12/1/2049 (put 12/1/2025)	8,600	8,620
Black Belt Energy Gas Dist., Gas Supply Prepay Rev. Bonds (Project No. 5), Series 2020-A-1, 4.00% 10/1/2049 (put 10/1/2026)	6,400	6,415
Black Belt Energy Gas Dist., Gas Supply Rev. Bonds, Series 2021-A, 4.00% 6/1/2051 (put 12/1/2031)	18,570	18,687
Black Belt Energy Gas Dist., Gas Supply Rev. Bonds, Series 2022-D-1, 4.00% 7/1/2052 (put 6/1/2027)	21,490	21,586
Black Belt Energy Gas Dist., Gas Supply Rev. Bonds, Series 2023-B, 5.25% 12/1/2053 (put 12/1/2026)	25,505	27,600
Town of Columbia, Industrial Dev. Board, Pollution Control Rev. Ref. Bonds (Alabama Power Co. Project), Series 2014-D, 3.81% 12/1/2037 (put 6/1/2028)	2,000	2,002
Energy Southeast, Energy Supply Rev. Bonds (A Cooperative Dist.), Series 2023-A-1, 5.50% 11/1/2053 (put 1/1/2031)	6,000	6,548
Housing Fin. Auth., Multi Family Housing Rev. Bonds (ECG Monrovia Project), Series 2022-A, 2.00% 10/1/2025 (put 10/1/2024)	20,441	20,129
Housing Fin. Auth., Multi Family Housing Rev. Bonds (Peppertree Place Project), Series 2022-C, 3.25% 11/1/2025 (put 11/1/2024)	1,575	1,571
County of Jefferson, Limited Obligation Rev. Ref. Bonds, Series 2017, 5.00% 9/15/2025	3,000	3,080
County of Jefferson, Limited Obligation Rev. Ref. Bonds, Series 2017, 5.00% 9/15/2026	1,000	1,051
County of Jefferson, Limited Obligation Rev. Ref. Bonds, Series 2017, 5.00% 9/15/2027	2,000	2,128
County of Jefferson, Sewer Rev. Warrants, Series 2024, 5.00% 10/1/2034	9,000	10,390
County of Jefferson, Sewer Rev. Warrants, Series 2024, 5.00% 10/1/2035	7,715	8,839
County of Jefferson, Sewer Rev. Warrants, Series 2024, 5.00% 10/1/2036	6,000	6,831
County of Jefferson, Sewer Rev. Warrants, Series 2024, 5.00% 10/1/2038	5,995	6,703
Lower Alabama Gas Dist., Gas Project Rev. Bonds, Series 2016-A, 5.00% 9/1/2031	3,010	3,188
City of Mobile, Industrial Dev. Board, Pollution Control Rev. Bonds (Alabama Power Co. Barry Plant Project), Series 2008, 3.65% 7/15/2034 (put 1/10/2025)	3,170	3,171
Southeast Energy Auth., Commodity Supply Rev. Bonds (Project No. 1), Series 2021-A, 4.00% 11/1/2051 (put 10/1/2028)	25,495	25,456
Southeast Energy Auth., Commodity Supply Rev. Bonds (Project No. 2), Series 2021-B-1, 4.00% 12/1/2051 (put 12/1/2031)	10,720	10,623
Southeast Energy Auth., Commodity Supply Rev. Bonds (Project No. 4), Series 2022-B-1, 5.00% 5/1/2053 (put 8/1/2028)	5,305	5,531
		<u>319,231</u>

Limited Term Tax-Exempt Bond Fund of America (continued)

Bonds, notes & other debt instruments (continued)	Principal amount (000)	Value (000)
Alaska 0.52%		
Housing Fin. Corp., General Mortgage Rev. Bonds, Series 2020, 1.95% 12/1/2033	USD1,000	\$ 821
Housing Fin. Corp., General Mortgage Rev. Bonds, Series 2020-A, 3.25% 12/1/2044	17,310	16,838
Housing Fin. Corp., General Mortgage Rev. Bonds, Series 2016-A, 3.50% 6/1/2046	650	645
Housing Fin. Corp., General Mortgage Rev. Bonds, Series 2022-C, 5.75% 12/1/2052	4,185	4,445
Housing Fin. Corp., General Mortgage Rev. Bonds, Series 2024-A, 6.00% 6/1/2054	2,985	3,263
Housing Fin. Corp., State Capital Project Bonds, Series 2022-B, 5.00% 6/1/2028	600	653
Housing Fin. Corp., State Capital Project Bonds, Series 2022-B, 5.00% 12/1/2028	575	632
Housing Fin. Corp., State Capital Project Bonds, Series 2022-B, 5.00% 6/1/2029	750	831
Housing Fin. Corp., State Capital Project Bonds, Series 2022-B, 5.00% 12/1/2029	750	840
Housing Fin. Corp., State Capital Project Bonds, Series 2022-B, 5.00% 6/1/2030	665	749
Housing Fin. Corp., State Capital Project Bonds, Series 2022-B, 5.00% 12/1/2030	665	755
International Airport System, Rev. Ref. Bonds, Series 2021-C, AMT, 5.00% 10/1/2027	2,030	2,149
		32,621
Arizona 1.51%		
Board of Regents of the Arizona State University System, Rev. Bonds, Series 2020-A, 5.00% 7/1/2027	400	431
Board of Regents of the Arizona State University System, Rev. Bonds, Series 2020-A, 5.00% 7/1/2028	550	606
Board of Regents of the Arizona State University System, Rev. Bonds, Series 2020-A, 5.00% 7/1/2033	700	797
Bullhead City, Excise Taxes Rev. Obligations, Series 2021-2, 1.15% 7/1/2027	375	345
Bullhead City, Excise Taxes Rev. Obligations, Series 2021-2, 1.30% 7/1/2028	485	442
Bullhead City, Excise Taxes Rev. Obligations, Series 2021-2, 1.65% 7/1/2030	825	733
Bullhead City, Excise Taxes Rev. Obligations, Series 2021-2, 1.70% 7/1/2031	450	394
City of Chandler, Industrial Dev. Auth., Industrial Dev. Rev. Bonds (Intel Corp. Project), Series 2005, 3.80% 12/1/2035 (put 6/15/2028)	7,500	7,616
Coconino County Pollution Control Corp., Pollution Control Rev. Ref. Bonds (Nevada Power Company Projects), Series 2017-A, AMT, 4.125% 9/1/2032 (put 3/31/2026)	5,000	5,023
City of Glendale, Industrial Dev. Auth., Graduate and Professional Student Loan Program Rev. Bonds (Midwestern University Foundation), Series 2021-A, AMT, 2.125% 7/1/2033	2,275	1,919
City of Glendale, Industrial Dev. Auth., Rev. Ref. Bonds (Midwestern University), Series 2020, 5.00% 5/15/2029	1,000	1,107
City of Glendale, Water and Sewer Rev. Ref. Obligations, Series 2020, 5.00% 7/1/2030	1,030	1,181
Industrial Dev. Auth., Charter School Rev. Bonds (Equitable School Revolving Fund), Series 2019-A, National insured, 5.00% 11/1/2027	1,125	1,190
Industrial Dev. Auth., Charter School Rev. Bonds (Equitable School Revolving Fund), Series 2019-A, National insured, 5.00% 11/1/2028	1,175	1,262
Industrial Dev. Auth., Charter School Rev. Bonds (Equitable School Revolving Fund), Series 2023-A, 5.00% 11/1/2028	9,210	9,841
Industrial Dev. Auth., Charter School Rev. Bonds (Equitable School Revolving Fund), Series 2019-A, National insured, 5.00% 11/1/2031	1,050	1,133
Industrial Dev. Auth., Education Rev. Bonds (GreatHearts Arizona Projects), Series 2021-A, 5.00% 7/1/2028	120	128
Industrial Dev. Auth., Education Rev. Bonds (GreatHearts Arizona Projects), Series 2021-A, 5.00% 7/1/2029	115	124
Industrial Dev. Auth., Education Rev. Bonds (GreatHearts Arizona Projects), Series 2021-A, 5.00% 7/1/2030	130	142
Industrial Dev. Auth., Education Rev. Bonds (GreatHearts Arizona Projects), Series 2021-A, 5.00% 7/1/2031	125	138
Industrial Dev. Auth., Hospital Rev. Bonds (Phoenix Children's Hospital), Series 2021-A, 5.00% 2/1/2029	1,355	1,494
Industrial Dev. Auth., Multi Family Housing Rev. Bonds (Las Terrazas Apartments Project), Series 2022-A, 1.25% 2/1/2025 (put 2/1/2024)	4,075	4,075
Industrial Dev. Auth., Municipal Certs., Series 2019-2, Class A, 3.625% 5/20/2033	6,924	6,497
Industrial Dev. Auth., Rev. Bonds (Lincoln South Beltway Project), Series 2020, 5.00% 5/1/2026	1,500	1,572
Industrial Dev. Auth., Rev. Bonds (Lincoln South Beltway Project), Series 2020, 5.00% 8/1/2026	1,560	1,644
Industrial Dev. Auth., Rev. Bonds (Lincoln South Beltway Project), Series 2020, 5.00% 11/1/2026	1,350	1,431
Industrial Dev. Auth., Student Housing Rev. Bonds (Provident Group - NCCU Properties, LLC - North Carolina Central University Project), Series 2019-A, BAM insured, 5.00% 6/1/2025	400	409
Industrial Dev. Auth., Student Housing Rev. Bonds (Provident Group - NCCU Properties, LLC - North Carolina Central University Project), Series 2019-A, BAM insured, 5.00% 6/1/2026	500	521
Industrial Dev. Auth., Student Housing Rev. Bonds (Provident Group - NCCU Properties, LLC - North Carolina Central University Project), Series 2019-A, BAM insured, 5.00% 6/1/2027	400	426
County of Maricopa, Industrial Dev. Auth., Education Rev. Bonds (GreatHearts Arizona Projects), Series 2017-A, 5.00% 7/1/2027	745	782
County of Maricopa, Industrial Dev. Auth., Rev. Bonds (Banner Health), Series 2017-C, 5.00% 1/1/2048 (put 10/18/2024)	2,000	2,023
County of Maricopa, Industrial Dev. Auth., Rev. Bonds (Banner Health), Series 2023-A, 5.00% 1/1/2053 (put 5/15/2028)	17,495	18,803
County of Maricopa, Special Health Care Dist., G.O. Bonds, Series 2021-D, 5.00% 7/1/2027	2,000	2,148

Limited Term Tax-Exempt Bond Fund of America (continued)

Bonds, notes & other debt instruments (continued)	Principal amount (000)	Value (000)
Arizona (continued)		
City of Phoenix Civic Improvement Corp., Airport Rev. Bonds, Series 2019-B, AMT, 5.00% 7/1/2031	USD4,505	\$ 4,890
City of Phoenix Civic Improvement Corp., Airport Rev. Ref. Bonds, Series 2023, AMT, 5.00% 7/1/2027	3,330	3,521
City of Phoenix Civic Improvement Corp., Airport Rev. Ref. Bonds, Series 2023, AMT, 5.00% 7/1/2028	3,000	3,225
City of Phoenix Civic Improvement Corp., Wastewater System Rev. Ref. Bonds, Series 2016, 5.00% 7/1/2028	2,035	2,143
City of Phoenix Civic Improvement Corp., Water System Rev. Ref. Bonds, Series 2014-B, 5.00% 7/1/2024	1,180	1,189
County of Pima, Sewer System Rev. and Rev. Ref. Obligations, Series 2022, 5.00% 7/1/2027	1,135	1,223
County of Yavapai, Industrial Dev. Auth., Solid Waste Disposal Rev. Bonds (Waste Management, Inc. Project), Series 2002, AMT, 1.30% 6/1/2027	2,625	2,351
		<u>94,919</u>
Arkansas 0.05%		
Dev. Fin. Auth., Revolving Loan Fund Rev. Bonds, Series 2023, 5.00% 6/1/2028	1,500	1,650
Dev. Fin. Auth., Revolving Loan Fund Rev. Bonds, Series 2023, 5.00% 6/1/2029	1,500	1,687
		<u>3,337</u>
California 8.04%		
Anaheim Union High School Dist., G.O. Bonds, Capital Appreciation Bonds, 2002 Election, Series 2003, National insured, 0% 8/1/2028	2,100	1,835
Antelope Valley Community College Dist., G.O. Bonds, Capital Appreciation Bonds, Series 2022-C, 2016 Election, 0% 8/1/2035	650	425
Bay Area Toll Auth., San Francisco Bay Area Toll Bridge Rev. Bonds, Series 2018-A, 2.625% 4/1/2045 (put 4/1/2026)	5,000	4,885
Bay Area Toll Auth., San Francisco Bay Area Toll Bridge Rev. Bonds, Series 2021-A, 2.00% 4/1/2056 (put 4/1/2028)	2,000	1,855
Bay Area Toll Auth., San Francisco Bay Area Toll Bridge Rev. Bonds, Series 2021-D, (SIFMA Municipal Swap Index + 0.30%) 4.85% 4/1/2056 (put 4/1/2027) ¹	4,915	4,799
Bay Area Toll Auth., San Francisco Bay Area Toll Bridge Rev. Bonds, Series 2021-C, (SIFMA Municipal Swap Index + 0.45%) 5.00% 4/1/2056 (put 4/1/2026) ¹	4,595	4,539
Trustees of the California State University, Systemwide Rev. Bonds, Series 2016-B-2, 0.55% 11/1/2049 (put 11/1/2026)	2,135	1,926
Carlsbad Unified School Dist., G.O. Bonds, 2018 Election, Series 2021-B, 2.00% 8/1/2024	805	799
Community Choice Fncg. Auth., Clean Energy Project Rev. Green Bonds, Series 2021-B-1, 4.00% 2/1/2052 (put 8/1/2031)	33,010	33,319
Community Choice Fncg. Auth., Clean Energy Project Rev. Green Bonds, Series 2022-A-1, 4.00% 5/1/2053 (put 8/1/2028)	2,000	2,013
Community Choice Fncg. Auth., Clean Energy Project Rev. Green Bonds, Series 2023-B-1, 5.00% 7/1/2053 (put 8/1/2029)	38,040	40,314
Community Choice Fncg. Auth., Clean Energy Project Rev. Green Bonds, Series 2021-B-1, 5.00% 12/1/2053 (put 8/1/2029)	13,415	14,176
Community Choice Fncg. Auth., Clean Energy Project Rev. Green Bonds, Series 2023-E-1, 5.00% 2/1/2054 (put 3/1/2031)	12,175	13,079
Community Choice Fncg. Auth., Clean Energy Project Rev. Green Bonds, Series 2024-A, 5.00% 5/1/2054 (put 4/1/2032)	28,000	30,228
Community Choice Fncg. Auth., Clean Energy Project Rev. Green Bonds, Series 2023-D, 5.50% 5/1/2054 (put 8/1/2028)	3,500	3,745
Community Choice Fncg. Auth., Clean Energy Project Rev. Green Bonds, Series 2023-G, 5.25% 11/1/2054 (put 4/1/2030)	8,505	9,129
Compton Unified School Dist., G.O. Bonds, 2015 Election, Series 2019-B, BAM insured, 5.00% 6/1/2027	600	648
Contra Costa Transportation Auth., Sales Tax Rev. Bonds (Limited Tax), Series 2015-A, 4.00% 3/1/2024	1,100	1,101
County of Contra Costa, West Contra Costa Healthcare Dist., Rev. Ref. Bonds, Series 2021, 5.00% 7/1/2029	750	845
East Side Union High School Dist., G.O. Bonds, 2014 Election, Series 2023-D, 5.00% 8/1/2030	745	872
Educational Facs. Auth., Rev. Bonds (University of Southern California), Series 2009-C, 5.25% 10/1/2024 (escrowed to maturity)	675	686
City of El Centro, Fncg. Auth., Wastewater Rev. Ref. Bonds, Series 2014-A, Assured Guaranty Municipal insured, 5.00% 10/1/2028	1,000	1,012
El Rancho Unified School Dist., G.O. Bonds, 2016 Election, Series 2023-D, BAM insured, 5.50% 8/1/2027	375	411
El Rancho Unified School Dist., G.O. Bonds, 2016 Election, Series 2023-D, BAM insured, 5.50% 8/1/2028	140	157
City of Fontana, Public Facs. Fin. Auth., Special Tax Rev. Ref. Bonds, Series 2021-A, 4.00% 9/1/2027	375	380
City of Fontana, Public Facs. Fin. Auth., Special Tax Rev. Ref. Bonds, Series 2021-A, 4.00% 9/1/2029	290	296
Fresno Unified School Dist., G.O. Bonds, 2016 Election, Series 2021-D, 2.00% 8/1/2024	515	512
G.O. Bonds, Series 2022, 5.00% 4/1/2028	1,500	1,650

Limited Term Tax-Exempt Bond Fund of America (continued)

Bonds, notes & other debt instruments (continued)	Principal amount (000)	Value (000)
California (continued)		
G.O. Bonds, Series 2021, 5.00% 12/1/2034	USD225	\$ 235
G.O. Rev. Ref. Bonds, Series 2023-B, 5.00% 9/1/2028	2,525	2,804
G.O. Rev. Ref. Bonds, Series 2022, 4.00% 9/1/2029	2,500	2,698
G.O. Rev. Ref. Bonds, Series 2018-C, 5.00% 8/1/2030	4,720	5,231
G.O. Rev. Ref. Bonds, Series 2016, 4.00% 9/1/2031	3,000	3,068
Health Facs. Fncg. Auth., Rev. Bonds (Episcopal Communities & Services), Series 2024-A, 3.85% 11/15/2027	315	316
Health Facs. Fncg. Auth., Rev. Ref. Bonds (Adventist Health System/West), Series 2016-A, 4.00% 3/1/2026	1,500	1,522
Housing Fin. Agcy., Municipal Certs., Series 2021-A-1, 3.50% 11/20/2035	9,934	9,368
Housing Fin. Agcy., Municipal Certs., Series 2021-A-3, 3.25% 8/20/2036	3,275	3,040
Housing Fin. Agcy., Municipal Certs., Series 2023-1, Class A, 4.375% 9/20/2036	2,793	2,781
Infrastructure and Econ. Dev. Bank, Rev. Ref. Bonds (Los Angeles County Museum of Art Project), Series 2021-B, (SIFMA Municipal Swap Index + 0.60%) 5.25% 12/1/2050 (put 6/1/2026) ¹	3,435	3,351
Irvine Unified School Dist., Community Facs. Dist. No. 09-1, Special Tax Bonds, Series 2017-A, BAM insured, 5.00% 9/1/2025	1,865	1,909
City of Jurupa, Public Fncg. Auth., Special Tax Rev. Ref. Bonds, Series 2020-A, BAM insured, 5.00% 9/1/2024	790	798
City of Jurupa, Public Fncg. Auth., Special Tax Rev. Ref. Bonds, Series 2020-A, BAM insured, 4.00% 9/1/2026	545	561
City of Lake Elsinore, Public Fncg. Auth., Local Agcy. Rev. Ref. Bonds, Series 2015, 5.00% 9/1/2026	3,590	3,669
Las Lomas Elementary School Dist., G.O. Bonds, 2018 Election, Series 2021-B, 4.00% 7/1/2032	1,290	1,426
City of Los Angeles, Dept. of Airports, Los Angeles International Airport, Rev. and Rev. Ref. Bonds, Series 2022-C, AMT, 5.00% 5/15/2027	5,000	5,276
City of Los Angeles, Dept. of Airports, Los Angeles International Airport, Rev. and Rev. Ref. Bonds, Series 2021-A, AMT, 5.00% 5/15/2028	1,255	1,343
City of Los Angeles, Dept. of Airports, Los Angeles International Airport, Rev. and Rev. Ref. Bonds, Series 2022-C, AMT, 5.00% 5/15/2028	1,350	1,445
City of Los Angeles, Dept. of Airports, Los Angeles International Airport, Rev. and Rev. Ref. Bonds, Series 2021-A, AMT, 5.00% 5/15/2029	1,400	1,521
City of Los Angeles, Dept. of Airports, Los Angeles International Airport, Rev. and Rev. Ref. Bonds, Series 2022-C, AMT, 5.00% 5/15/2029	730	793
City of Los Angeles, Dept. of Airports, Los Angeles International Airport, Rev. and Rev. Ref. Bonds, Series 2022-C, AMT, 5.00% 5/15/2030	1,100	1,215
City of Los Angeles, Dept. of Airports, Los Angeles International Airport, Rev. and Rev. Ref. Bonds, Series 2021-A, AMT, 5.00% 5/15/2032	1,580	1,767
City of Los Angeles, Dept. of Airports, Los Angeles International Airport, Rev. Bonds, Series 2018-C, AMT, 5.00% 5/15/2026	1,195	1,238
City of Los Angeles, Dept. of Airports, Los Angeles International Airport, Rev. Bonds, Series 2016-B, AMT, 5.00% 5/15/2027	1,250	1,294
City of Los Angeles, Dept. of Airports, Los Angeles International Airport, Rev. Bonds, Series 2018-D, AMT, 5.00% 5/15/2027	2,120	2,237
City of Los Angeles, Dept. of Airports, Los Angeles International Airport, Rev. Bonds, Series 2022-A, AMT, 5.00% 5/15/2027	4,000	4,220
City of Los Angeles, Dept. of Airports, Los Angeles International Airport, Rev. Bonds, Series 2021-D, AMT, 5.00% 5/15/2028	1,500	1,605
City of Los Angeles, Dept. of Airports, Los Angeles International Airport, Rev. Bonds, Series 2022-A, AMT, 5.00% 5/15/2028	3,405	3,643
City of Los Angeles, Dept. of Airports, Los Angeles International Airport, Rev. Bonds, Series 2022-G, AMT, 5.00% 5/15/2028	4,000	4,290
City of Los Angeles, Dept. of Airports, Los Angeles International Airport, Rev. Bonds, Series 2018-D, AMT, 5.00% 5/15/2031	2,000	2,168
City of Los Angeles, Dept. of Airports, Los Angeles International Airport, Rev. Green Bonds, Series 2022-G, AMT, 5.00% 5/15/2032	5,780	6,522
City of Los Angeles, Dept. of Airports, Los Angeles International Airport, Rev. Ref. Bonds, Series 2022-D, 5.00% 5/15/2029	200	228
City of Los Angeles, Dept. of Airports, Los Angeles International Airport, Rev. Ref. Bonds, Series 2018-B, AMT, 5.00% 5/15/2033	10,145	10,835
City of Los Angeles, Dept. of Airports, Los Angeles International Airport, Rev. Ref. Bonds, Series 2018-B, AMT, 5.00% 5/15/2034	3,000	3,201
City of Los Angeles, Dept. of Airports, Los Angeles International Airport, Rev. Ref. Green Bonds, Series 2023-A, AMT, 5.00% 5/15/2028	1,250	1,338
City of Los Angeles, Dept. of Airports, Los Angeles International Airport, Rev. Ref. Green Bonds, Series 2023-A, AMT, 5.00% 5/15/2030	10,420	11,510
County of Los Angeles, Dev. Auth., Multi Family Housing Mortgage Rev. Bonds (Long Beach Senior Housing), Series 2022, 2.00% 2/1/2026 (put 2/1/2025)	8,695	8,493

Limited Term Tax-Exempt Bond Fund of America (continued)

Bonds, notes & other debt instruments (continued)	Principal amount (000)	Value (000)
California (continued)		
County of Los Angeles, Dev. Auth., Multi Family Housing Rev. Bonds (Cantamar Villas), Series 2021-D-1, 0.30% 2/1/2025 (put 2/1/2024)	USD775	\$ 775
County of Los Angeles, Dev. Auth., Multi Family Housing Rev. Bonds (West Los Angeles VA Campus Building 402 Apartments), Series 2022-F, 3.375% 1/1/2046 (put 7/1/2026)	3,600	3,600
County of Los Angeles, Metropolitan Transportation Auth., Measure R Sales Tax Rev. Ref. Green Bonds, Series 2020-A, 4.00% 6/1/2036	1,590	1,713
Menifee Union School Dist., Public Fncg. Auth., Special Tax Rev. Bonds, Series 2016-A, BAM insured, 5.00% 9/1/2029	400	415
Menifee Union School Dist., Public Fncg. Auth., Special Tax Rev. Bonds, Series 2016-A, BAM insured, 5.00% 9/1/2030	625	648
Metropolitan Water Dist. of Southern California, Water Rev. Ref. Bonds, Series 2017-E, 4.69% 7/1/2037 (put 5/21/2024) ¹	10,730	10,718
Municipal Fin. Auth., Senior Living Rev. Bonds (Mt. San Antonio Gardens Project), Series 2022-B-2, 2.125% 11/15/2026	370	369
Municipal Fin. Auth., Senior Living Rev. Bonds (Mt. San Antonio Gardens Project), Series 2022-B-1, 2.75% 11/15/2027	525	522
Municipal Fin. Auth., Solid Waste Disposal Rev. Bonds (Republic Services, Inc. Project), Series 2023-A, AMT, 4.375% 9/1/2053 (put 9/1/2033)	9,765	10,210
Municipal Fin. Auth., Solid Waste Disposal Rev. Bonds (Waste Management, Inc. Project), Series 2009-A, 1.30% 2/1/2039 (put 2/3/2025) ²	1,450	1,410
Municipal Fin. Auth., Solid Waste Disposal Rev. Bonds (Waste Management, Inc. Project), Series 2022-A, AMT, 4.125% 10/1/2041 (put 10/1/2025)	14,510	14,499
Municipal Fin. Auth., Solid Waste Disposal Rev. Bonds (Waste Management, Inc. Project), Series 2020-B, AMT, 4.80% 11/1/2041 (put 6/2/2025)	3,960	3,980
Municipal Fin. Auth., Solid Waste Disposal Rev. Bonds (Waste Management, Inc. Project), Series 2019-A, AMT, 2.40% 10/1/2044 (put 10/1/2029)	12,765	11,911
Municipal Fin. Auth., Student Housing Rev. Bonds (CHF-Davis II, LLC - Orchard Park Student Housing Project), Series 2021, BAM insured, 5.00% 5/15/2026	400	415
Municipal Fin. Auth., Student Housing Rev. Bonds (CHF-Davis II, LLC - Orchard Park Student Housing Project), Series 2021, BAM insured, 5.00% 5/15/2028	400	429
Municipal Fin. Auth., Student Housing Rev. Bonds (CHF-Davis II, LLC - Orchard Park Student Housing Project), Series 2021, BAM insured, 5.00% 5/15/2029	700	763
Municipal Fin. Auth., Student Housing Rev. Bonds (CHF-Riverside II, LLC - UCR Student Housing Project), Series 2019, 5.00% 5/15/2029	855	922
New Haven Unified School Dist., G.O. Bonds, Capital Appreciation Bonds, Series 2008-C, Assured Guaranty insured, 0% 8/1/2029	2,500	2,104
New Haven Unified School Dist., G.O. Bonds, Capital Appreciation Bonds, Series 2008-C, Assured Guaranty insured, 0% 8/1/2031	6,890	5,428
Oakland Unified School Dist., G.O. Bonds, 2020 Election, Series 2023-A, Assured Guaranty Municipal insured, 5.00% 8/1/2035	1,300	1,568
Oakland Unified School Dist., G.O. Rev. Ref. Bonds, Series 2016, 5.00% 8/1/2028	1,810	1,915
Port of Oakland, Rev. Ref. Bonds, Series 2021-H, AMT, 5.00% 5/1/2029	2,230	2,415
Port of Oakland, Rev. Ref. Bonds, Series 2021-H, AMT, 5.00% 11/1/2029	4,560	4,977
Ontario International Airport Auth., Ontario International Airport Rev. Bonds, Series 2021-B, AMT, Assured Guaranty Municipal insured, 5.00% 5/15/2028	300	320
Ontario International Airport Auth., Ontario International Airport Rev. Bonds, Series 2021-B, AMT, Assured Guaranty Municipal insured, 5.00% 5/15/2029	835	905
Ontario International Airport Auth., Ontario International Airport Rev. Bonds, Series 2021-B, AMT, Assured Guaranty Municipal insured, 5.00% 5/15/2030	1,315	1,448
Ontario International Airport Auth., Ontario International Airport Rev. Bonds, Series 2021-B, AMT, Assured Guaranty Municipal insured, 5.00% 5/15/2031	1,000	1,113
Palomar Pomerado Health, G.O. Bonds, Capital Appreciation Bonds, 2004 Election, Series 2007-A, National insured, 0% 8/1/2026	3,485	3,208
Public Fin. Auth., Rev. Bonds (Henry Mayo Newhall Memorial Hospital), Series 2021-A, 4.00% 10/15/2024	380	380
Public Fin. Auth., Rev. Bonds (Henry Mayo Newhall Memorial Hospital), Series 2021-A, 4.00% 10/15/2025	390	391
Public Fin. Auth., Rev. Bonds (Henry Mayo Newhall Memorial Hospital), Series 2021-A, 4.00% 10/15/2026	415	419
Public Fin. Auth., Rev. Bonds (Henry Mayo Newhall Memorial Hospital), Series 2021-A, 4.00% 10/15/2027	400	405
Public Fin. Auth., Rev. Bonds (Henry Mayo Newhall Memorial Hospital), Series 2021-A, 4.00% 10/15/2028	360	366
Public Works Board, Lease Rev. Bonds (Dept. of Corrections, Various State Prisons), Series 2017-D, 5.00% 9/1/2027	3,310	3,585
Public Works Board, Lease Rev. Bonds (Various Capital Projects), Series 2016-C, 4.00% 11/1/2031	5,440	5,608
Public Works Board, Lease Rev. Ref. Bonds (Various Capital Projects), Series 2022-A, 5.00% 8/1/2028	3,000	3,317
Public Works Board, Lease Rev. Ref. Bonds (Various Capital Projects), Series 2023-C, 5.00% 9/1/2028	3,170	3,511

Limited Term Tax-Exempt Bond Fund of America (continued)

Bonds, notes & other debt instruments (continued)	Principal amount (000)	Value (000)
California (continued)		
City of Rancho Mirage, Redev. Agcy., Tax Allocation Bonds, Series 2003-A-1, National insured, 0% 4/1/2034	USD1,050	\$ 727
Rialto Unified School Dist., G.O. Bonds, 2022 Election, Series 2023, BAM insured, 0% 8/1/2031	365	282
Rialto Unified School Dist., G.O. Bonds, 2022 Election, Series 2023, BAM insured, 0% 8/1/2032	500	372
Rialto Unified School Dist., G.O. Bonds, 2022 Election, Series 2023, BAM insured, 0% 8/1/2033	435	310
Rio Elementary School Dist., Community Facs. Dist. No. 1, Special Tax Bonds, Series 2016, BAM insured, 5.00% 9/1/2027	835	869
Rio Elementary School Dist., Community Facs. Dist. No. 1, Special Tax Bonds, Series 2016, BAM insured, 5.00% 9/1/2028	405	422
Riverside Unified School Dist., Fncg. Auth., Special Tax Rev. Ref. Bonds, Series 2015, BAM insured, 5.00% 9/1/2029	2,250	2,311
Riverside Unified School Dist., Fncg. Auth., Special Tax Rev. Ref. Bonds, Series 2015, BAM insured, 5.00% 9/1/2031	1,035	1,063
City of Sacramento, Community Drainage Facs. Dist. No. 97-1 (North Natomas), Special Tax Bonds, Series 2015, 5.00% 9/1/2027	1,500	1,547
County of Sacramento, Airport System Rev. Ref. Bonds, Series 2018-C, AMT, 5.00% 7/1/2028	1,455	1,555
City of San Diego, Community Facs. Dist. No. 2 (Santaluz), Improvement Area No. 1, Special Tax Rev. Ref. Bonds, Series 2021, 4.00% 9/1/2029	250	262
City of San Diego, Community Facs. Dist. No. 2 (Santaluz), Improvement Area No. 1, Special Tax Rev. Ref. Bonds, Series 2021, 4.00% 9/1/2030	155	164
County of San Diego, Regional Airport Auth., Airport Rev. Bonds, Series 2023-B, AMT, 5.25% 7/1/2034	8,000	9,330
County of San Diego, Regional Airport Auth., Airport Rev. Bonds, Series 2023-B, AMT, 5.25% 7/1/2035	6,000	6,967
San Diego Unified School Dist., G.O. Dedicated Unlimited Ad Valorem Property Tax Bonds, 2008 Election, Series 2012-E, 0% 7/1/2034	2,000	1,432
City and County of San Francisco, Airport Commission, San Francisco International Airport, Rev. Bonds, Series 2023-A-2, AMT, 5.00% 5/1/2029	6,245	6,771
City and County of San Francisco, Airport Commission, San Francisco International Airport, Rev. Ref. Bonds, Series 2023-A, AMT, 5.00% 5/1/2027	2,175	2,286
City and County of San Francisco, Public Utilities Commission, Wastewater Rev. Green Bonds, Series 2023-C, 4.00% 10/1/2048 (put 10/1/2029)	10,275	10,908
City and County of San Francisco, Successor Agcy. to the Redev. Agcy., Community Facs. Dist. No. 6 (Mission Bay South Public Improvements), Special Tax Rev. Ref. Bonds, Series 2023, Assured Guaranty Municipal insured, 5.00% 8/1/2035	1,000	1,192
City of San Jose, Airport Rev. Ref. Bonds, Series 2021-A, AMT, BAM insured, 5.00% 3/1/2029	570	616
City of San Jose, Airport Rev. Ref. Bonds, Series 2021-A, AMT, BAM insured, 5.00% 3/1/2030	1,550	1,693
City of San Jose, Multi Family Housing Rev. Bonds (Parkmoor), Series 2023-F-2, 5.00% 6/1/2027 (put 6/1/2026)	480	499
Southern California Public Power Auth., Rev. Ref. Green Bonds (Milford Wind Corridor Phase II Project), Series 2021-1, 5.00% 7/1/2024	200	202
Southern California Public Power Auth., Rev. Ref. Green Bonds (Milford Wind Corridor Phase II Project), Series 2021-1, 5.00% 7/1/2028	230	257
Statewide Communities Dev. Auth., Rev. Bonds (American Baptist Homes of the West), Series 2015, 5.00% 10/1/2025	2,585	2,634
Statewide Communities Dev. Auth., Student Housing Rev. Bonds (University of California, Irvine East Campus Apartments, Phase I Ref. and Phase IV-B CHF-Irvine, LLC), Series 2021, BAM insured, 5.00% 5/15/2030	4,145	4,611
Stockton Unified School Dist., G.O. Bonds, Capital Appreciation Bonds, 2008 Election, Series 2011-D, Assured Guaranty Municipal insured, 0% 8/1/2033	2,000	1,467
Stockton Unified School Dist., G.O. Rev. Ref. Bonds, Series 2023-B, Assured Guaranty Municipal insured, 5.00% 8/1/2028	465	515
Tobacco Securitization Auth. of Southern California, Tobacco Settlement Asset-Backed Rev. Ref. Bonds (San Diego County Tobacco Asset Securitization Corp.), Series 2019-A, 5.00% 6/1/2030	2,000	2,198
Tulare Joint Union High School Dist., G.O. Bonds, 2004 Election, Capital Appreciation Bonds, Series 2004-A, National insured, 0% 8/1/2028	4,150	3,614
Regents of the University of California, General Rev. Bonds, Series 2024-BT, 5.00% 5/15/2026	14,000	14,749
Regents of the University of California, Limited Project Rev. Bonds, Series 2022-S, 5.00% 5/15/2026	2,030	2,138
City of Vernon, Electric System Rev. Bonds, Series 2022-A, 5.00% 10/1/2027	650	681
City of Vernon, Electric System Rev. Bonds, Series 2022-A, 5.00% 4/1/2028	230	242
Dept. of Veterans Affairs, Veterans G.O. Bonds, Series 2017-CQ, 4.00% 12/1/2047	460	459
Dept. of Veterans Affairs, Veterans G.O. Bonds, Series 2019-CS, 4.00% 12/1/2049	3,985	3,985
Dept. of Veterans Affairs, Veterans G.O. Bonds, Series 2020-CT, 3.00% 12/1/2050	2,720	2,660
Dept. of Veterans Affairs, Veterans G.O. Bonds, Series 2022-CU, 5.50% 12/1/2052	1,215	1,343
Dept. of Water Resources, Water System Rev. Bonds (Central Valley Project), Series 2016-AW, 5.00% 12/1/2033 (preref. 12/1/2026)	255	272

Limited Term Tax-Exempt Bond Fund of America (continued)

Bonds, notes & other debt instruments (continued)	Principal amount (000)	Value (000)
California (continued)		
Dept. of Water Resources, Water System Rev. Bonds (Central Valley Project), Series 2017-AX, 5.00% 12/1/2033 (preref. 12/1/2027)	USD230	\$ 253
West Contra Costa Unified School Dist., G.O. Bonds, Capital Appreciation Bonds, 2002 Election, Series 2005-D, National insured, 0% 8/1/2026	8,000	7,417
West Contra Costa Unified School Dist., G.O. Bonds, Capital Appreciation Bonds, 2002 Election, Series 2005-D, National insured, 0% 8/1/2031	5,000	3,986
		506,538
Colorado 3.21%		
City of Arvada, Mountain Shadows Metropolitan Dist., Limited Tax G.O. Rev. Ref. and Improvement Bonds, Series 2016, 4.00% 12/1/2026	303	297
Certs. of Part., Series 2021-A, 5.00% 12/15/2028	495	550
City of Colorado Springs, Utilities System Rev. Ref. Bonds, Series 2020-A, 5.00% 11/15/2029	1,000	1,138
Board of Governors of the Colorado State University System, System Enterprise Rev. and Rev. Ref. Bonds, Series 2016-B, 5.00% 3/1/2041 (preref. 3/1/2027)	140	150
City and County of Denver, Airport System Rev. Bonds, Series 2022-A, AMT, 5.00% 11/15/2027	2,750	2,926
City and County of Denver, Airport System Rev. Bonds, Series 2022-A, AMT, 5.00% 11/15/2032	6,000	6,807
City and County of Denver, Airport System Rev. Bonds, Series 2022-B, 5.00% 11/15/2032	250	298
City and County of Denver, Airport System Rev. Bonds, Series 2022-A, AMT, 5.00% 11/15/2033	25,000	28,337
City and County of Denver, Denver Convention Center Hotel Auth., Rev. Ref. Bonds, Series 2016, 5.00% 12/1/2029	6,500	6,700
City and County of Denver, Dept. of Aviation, Airport System Rev. Bonds, Series 2018-A, AMT, 5.00% 12/1/2026	10,000	10,466
City and County of Denver, Dept. of Aviation, Airport System Rev. Bonds, Series 2017-A, AMT, 5.00% 11/15/2028	3,610	3,828
City and County of Denver, Dept. of Aviation, Airport System Rev. Bonds, Series 2022-A, AMT, 5.00% 11/15/2029	18,800	20,594
City and County of Denver, Dept. of Aviation, Airport System Rev. Bonds, Series 2018-A, AMT, 5.00% 12/1/2030	1,000	1,102
City and County of Denver, Dept. of Aviation, Airport System Rev. Bonds, Series 2018-A, AMT, 5.00% 12/1/2032	10,000	10,625
City and County of Denver, Park Creek Metropolitan Dist., Limited Property Tax Supported Rev. Ref. Bonds, Series 2015-A, 5.00% 12/1/2024	1,080	1,091
City and County of Denver, Park Creek Metropolitan Dist., Limited Property Tax Supported Rev. Ref. Bonds, Series 2015-A, 5.00% 12/1/2025	3,835	3,942
E-470 Public Highway Auth., Rev. Bonds, Series 2020-A, 5.00% 9/1/2026	750	791
E-470 Public Highway Auth., Rev. Bonds, Series 2020-A, 5.00% 9/1/2027	2,030	2,185
E-470 Public Highway Auth., Rev. Bonds, Series 2021-B, (USD-SOFR x 0.67 + 0.35%) 3.907% 9/1/2039 (put 9/1/2024) ¹	3,035	3,028
Health Facs. Auth., Health Facs. Rev. and Rev. Ref. Bonds (Evangelical Lutheran Good Samaritan Society Project), Series 2017, 5.00% 6/1/2025 (escrowed to maturity)	1,000	1,025
Health Facs. Auth., Health Facs. Rev. and Rev. Ref. Bonds (Evangelical Lutheran Good Samaritan Society Project), Series 2017, 5.00% 6/1/2026 (escrowed to maturity)	615	643
Health Facs. Auth., Health Facs. Rev. and Rev. Ref. Bonds (Evangelical Lutheran Good Samaritan Society Project), Series 2015-A, 5.00% 6/1/2029 (preref. 6/1/2025)	3,455	3,535
Health Facs. Auth., Health Facs. Rev. and Rev. Ref. Bonds (Evangelical Lutheran Good Samaritan Society Project), Series 2017, 5.00% 6/1/2029 (preref. 6/1/2027)	1,750	1,871
Health Facs. Auth., Hospital Rev. Bonds (Adventist Health System/Sunbelt Obligated Group), Series 2018-B, 5.00% 11/15/2048 (put 11/20/2025)	5,505	5,666
Health Facs. Auth., Hospital Rev. Bonds (Sanford), Series 2019-A, 5.00% 11/1/2028	3,065	3,342
Health Facs. Auth., Rev. Bonds (Intermountain Healthcare), Series 2022-A, 5.00% 5/15/2031	3,500	4,066
Health Facs. Auth., Rev. Bonds (Intermountain Healthcare), Series 2022-A, 5.00% 5/15/2032	1,090	1,287
Housing and Fin. Auth., Multi Family Housing Rev. Bonds (Wildhorse Ridge Apartments Project), Series 2022, 2.00% 2/1/2026 (put 2/1/2025)	13,499	13,223
Housing and Fin. Auth., Single Family Mortgage Bonds, Series 2017-C, Class I, 4.00% 5/1/2048	990	987
Housing and Fin. Auth., Single Family Mortgage Bonds, Series 2018-C, Class I, 4.25% 11/1/2048	2,970	2,975
Housing and Fin. Auth., Single Family Mortgage Bonds, Series 2019-E, Class I, 4.25% 5/1/2049	5,485	5,500
Housing and Fin. Auth., Single Family Mortgage Bonds, Series 2020-B, Class I, 3.75% 5/1/2050	2,690	2,666
Housing and Fin. Auth., Single Family Mortgage Bonds, Series 2021-E, Class I, 3.00% 11/1/2051	860	833
Housing and Fin. Auth., Single Family Mortgage Bonds, Series 2021-H, Class I, 3.00% 11/1/2051	5,010	4,835
Housing and Fin. Auth., Single Family Mortgage Bonds, Series 2021-L, Class I, 3.25% 11/1/2051	12,855	12,508
Housing and Fin. Auth., Single Family Mortgage Bonds, Series 2022-B, Class I, 3.25% 5/1/2052	6,300	6,129
Housing and Fin. Auth., Single Family Mortgage Bonds, Series 2023-I, Class III, 6.00% 5/1/2053	9,550	10,484
Housing and Fin. Auth., Single Family Mortgage Bonds, Series 2023-O, Class III, 6.50% 5/1/2054	5,795	6,476
Regional Transportation Dist., Private Activity Bonds (Denver Transit Partners Eagle P3 Project), Series 2020-A, 5.00% 1/15/2029	700	760

Limited Term Tax-Exempt Bond Fund of America (continued)

Bonds, notes & other debt instruments (continued)	Principal amount (000)	Value (000)
Colorado (continued)		
Regional Transportation Dist., Private Activity Bonds (Denver Transit Partners Eagle P3 Project), Series 2020-A, 5.00% 7/15/2029	USD1,500	\$ 1,643
Regional Transportation Dist., Private Activity Bonds (Denver Transit Partners Eagle P3 Project), Series 2020-A, 5.00% 1/15/2030	1,100	1,215
Regional Transportation Dist., Private Activity Bonds (Denver Transit Partners Eagle P3 Project), Series 2020-A, 5.00% 7/15/2030	350	389
Regional Transportation Dist., Private Activity Bonds (Denver Transit Partners Eagle P3 Project), Series 2020-A, 4.00% 7/15/2033	1,935	2,058
Regional Transportation Dist., Private Activity Bonds (Denver Transit Partners Eagle P3 Project), Series 2020-B, 4.00% 7/15/2034	1,020	1,068
Regents of the University of Colorado, University Enterprise Rev. and Rev. Ref. Bonds, Series 2016-B-1, 4.00% 6/1/2034 (preref. 6/1/2026)	1,850	1,905
		<u>201,944</u>
Connecticut 0.79%		
Health and Educational Facs. Auth., Rev. Bonds (Hartford Healthcare Issue), Series 2021-A, 5.00% 7/1/2029	750	816
Health and Educational Facs. Auth., Rev. Bonds (Hartford Healthcare Issue), Series 2021-A, 5.00% 7/1/2030	1,000	1,100
Health and Educational Facs. Auth., Rev. Bonds (Hartford Healthcare Issue), Series 2021-A, 5.00% 7/1/2031	1,000	1,106
Health and Educational Facs. Auth., Rev. Bonds (Hartford Healthcare Issue), Series 2021-A, 5.00% 7/1/2032	1,000	1,107
Health and Educational Facs. Auth., Rev. Bonds (Hartford Healthcare Issue), Series 2021-A, 5.00% 7/1/2033	435	481
Health and Educational Facs. Auth., Rev. Bonds (Quinnipiac University Issue), Series 2016-M, 5.00% 7/1/2025	1,450	1,489
Health and Educational Facs. Auth., Rev. Bonds (Yale University Issue), Series 2003-X-2, 0.25% 7/1/2037 (put 2/9/2024)	3,355	3,352
Health and Educational Facs. Auth., Rev. Bonds (Yale University Issue), Series 2010-A-3, 0.25% 7/1/2049 (put 2/9/2024)	5,970	5,964
Higher Education Supplemental Loan Auth., Rev. Bonds (Chesla Loan Program), Series 2020-D, 5.00% 11/15/2024 (escrowed to maturity)	400	406
Higher Education Supplemental Loan Auth., Rev. Bonds (Chesla Loan Program), Series 2020-D, 5.00% 11/15/2025 (escrowed to maturity)	250	259
Higher Education Supplemental Loan Auth., Rev. Bonds (Chesla Loan Program), Series 2021-B, AMT, 5.00% 11/15/2025	695	710
Higher Education Supplemental Loan Auth., Rev. Bonds (Chesla Loan Program), Series 2021-B, AMT, 5.00% 11/15/2026	470	487
Higher Education Supplemental Loan Auth., Rev. Bonds (Chesla Loan Program), Series 2021-B, AMT, 5.00% 11/15/2027	250	262
Higher Education Supplemental Loan Auth., Rev. Bonds (Chesla Loan Program), Series 2021-B, AMT, 5.00% 11/15/2028	345	367
Housing Fin. Auth., Housing Mortgage Fin. Program Bonds, Series 2021-A-3, 1.70% 5/15/2034	2,635	2,115
Housing Fin. Auth., Housing Mortgage Fin. Program Bonds, Series 2016-B-2, AMT, 3.50% 5/15/2039	400	396
Housing Fin. Auth., Housing Mortgage Fin. Program Bonds, Series 2016-F-2, AMT, 3.50% 5/15/2039	665	657
Housing Fin. Auth., Housing Mortgage Fin. Program Bonds, Series 2018-A-2, AMT, 4.00% 11/15/2041	960	953
Housing Fin. Auth., Housing Mortgage Fin. Program Bonds, Series 2018-E-1, 4.25% 5/15/2042	1,550	1,553
Housing Fin. Auth., Housing Mortgage Fin. Program Bonds, Series 2019-F-1, 3.50% 11/15/2043	590	581
Housing Fin. Auth., Housing Mortgage Fin. Program Bonds, Series 2020-A-1, 3.50% 11/15/2045	655	643
Housing Fin. Auth., Housing Mortgage Fin. Program Bonds, Series 2016-A-1, 4.00% 11/15/2045	335	334
Housing Fin. Auth., Housing Mortgage Fin. Program Bonds, Series 2018-C-1, 4.00% 11/15/2045	3,200	3,192
Housing Fin. Auth., Housing Mortgage Fin. Program Bonds, Series 2019-A-1, 4.00% 11/15/2045	2,410	2,404
Housing Fin. Auth., Housing Mortgage Fin. Program Bonds, Series 2016-E-1, 3.50% 11/15/2046	1,705	1,692
Housing Fin. Auth., Housing Mortgage Fin. Program Bonds, Series 2017-C-1, 4.00% 11/15/2047	1,295	1,291
Housing Fin. Auth., Housing Mortgage Fin. Program Bonds, Series 2019-D-1, 4.00% 11/15/2049	4,000	3,986
Housing Fin. Auth., Housing Mortgage Fin. Program Bonds, Series 2022-A-1, 3.50% 11/15/2051	7,120	6,966
Housing Fin. Auth., Housing Mortgage Fin. Program Rev. Ref. Bonds, Series 2015-A, 3.50% 11/15/2044	275	274
Housing Fin. Auth., Housing Mortgage Fin. Program Rev. Ref. Bonds, Series 2015-C-1, 3.50% 11/15/2045	185	184
Special Tax Obligation Bonds (Transportation Infrastructure Purposes), Series 2022-A, 5.00% 7/1/2029	2,250	2,527
Special Tax Obligation Bonds (Transportation Infrastructure Purposes), Series 2021-D, 5.00% 11/1/2033	2,000	2,342
		<u>49,996</u>

Limited Term Tax-Exempt Bond Fund of America (continued)

Bonds, notes & other debt instruments (continued)	Principal amount (000)	Value (000)
Delaware 0.11%		
Econ. Dev. Auth., Exempt Fac. Rev. Ref. Bonds (NRG Energy Project), Series 2020-A, 1.25% 10/1/2040 (put 10/1/2025)	USD4,437	\$ 4,164
Econ. Dev. Auth., Exempt Fac. Rev. Ref. Bonds (NRG Energy Project), Series 2020-A, 1.25% 10/1/2045 (put 10/1/2025)	2,560	2,402
Health Facs. Auth., Rev. Bonds (Beebe Medical Center Project), Series 2018, 5.00% 6/1/2024	300	301
		<u>6,867</u>
District of Columbia 1.44%		
Housing Fin. Agcy., Collateralized Multi Family Housing Rev. Bonds (Kenilworth 166 Apartments Project), Series 2021, 1.25% 6/1/2025 (put 12/1/2024)	21,275	20,795
Housing Fin. Agcy., Collateralized Multi Family Housing Rev. Bonds (Parcel 42 Project), Series 2022, 1.70% 9/1/2041 (put 3/1/2025)	3,000	2,928
Housing Fin. Agcy., Collateralized Multi Family Housing Rev. Bonds (Paxton Project), Series 2022, 4.00% 9/1/2040 (put 9/1/2025)	2,750	2,760
Income Tax Secured Rev. Ref. Bonds, Series 2024-A, 5.00% 10/1/2036	9,500	11,409
Income Tax Secured Rev. Ref. Bonds, Series 2024-A, 5.00% 10/1/2037	1,020	1,211
Metropolitan Area Transit Auth., Gross Rev. Ref. Transit Rev. Bonds, Series 2017-A-2, 5.00% 7/1/2033	1,000	1,070
Metropolitan Area Transit Auth., Gross Rev. Transit Rev. Bonds, Series 2017-B, 5.00% 7/1/2029	1,110	1,191
Metropolitan Washington DC Airports Auth., Airport System Rev. and Rev. Ref. Bonds, Series 2018-A, AMT, 5.00% 10/1/2027	2,000	2,124
Metropolitan Washington DC Airports Auth., Airport System Rev. and Rev. Ref. Bonds, Series 2019-A, AMT, 5.00% 10/1/2028	7,520	8,104
Metropolitan Washington DC Airports Auth., Airport System Rev. and Rev. Ref. Bonds, Series 2021-A, AMT, 5.00% 10/1/2030	2,500	2,766
Metropolitan Washington DC Airports Auth., Airport System Rev. Ref. Bonds, Series 2015-B, AMT, 5.00% 10/1/2027	1,000	1,022
Metropolitan Washington DC Airports Auth., Airport System Rev. Ref. Bonds, Series 2020-B, AMT, 5.00% 10/1/2027	3,910	4,152
Metropolitan Washington DC Airports Auth., Airport System Rev. Ref. Bonds, Series 2022-A, AMT, 5.00% 10/1/2027	1,510	1,604
Metropolitan Washington DC Airports Auth., Airport System Rev. Ref. Bonds, Series 2020-A, AMT, 5.00% 10/1/2028	1,945	2,096
Metropolitan Washington DC Airports Auth., Airport System Rev. Ref. Bonds, Series 2020-A, AMT, 5.00% 10/1/2029	2,530	2,766
Metropolitan Washington DC Airports Auth., Airport System Rev. Ref. Bonds, Series 2020-A, AMT, 5.00% 10/1/2030	5,500	6,084
Metropolitan Washington DC Airports Auth., Airport System Rev. Ref. Bonds, Series 2020-A, AMT, 5.00% 10/1/2031	4,270	4,721
Metropolitan Washington DC Airports Auth., Airport System Rev. Ref. Bonds, Series 2022-A, AMT, 5.00% 10/1/2031	2,500	2,799
Metropolitan Washington DC Airports Auth., Airport System Rev. Ref. Bonds, Series 2020-A, AMT, 5.00% 10/1/2033	4,000	4,419
Metropolitan Washington DC Airports Auth., Rev and Rev. Ref. Bonds, Series 2021-A, AMT, 5.00% 10/1/2028	1,410	1,519
Rev. Ref. Bonds (National Public Radio, Inc. Issue), Series 2016, 5.00% 4/1/2028 (preref. 4/1/2026)	500	523
Rev. Ref. Bonds (National Public Radio, Inc. Issue), Series 2016, 5.00% 4/1/2029 (preref. 4/1/2026)	500	523
Washington Convention and Sports Auth., Dedicated Tax Rev. Ref. Bonds, Series 2018-A, 5.00% 10/1/2027	600	648
Washington Convention and Sports Auth., Dedicated Tax Rev. Ref. Bonds, Series 2018-A, 5.00% 10/1/2028	1,250	1,347
Washington Convention and Sports Auth., Dedicated Tax Rev. Ref. Bonds, Series 2021-A, 5.00% 10/1/2028	310	342
Washington Convention and Sports Auth., Dedicated Tax Rev. Ref. Bonds, Series 2021-A, 5.00% 10/1/2029	400	450
Water and Sewer Auth., Public Utility Rev. Bonds, Series 1998, Assured Guaranty Municipal insured, 5.50% 10/1/2028	1,175	1,262
		<u>90,635</u>
Florida 3.26%		
County of Brevard, Health Facs. Auth., Rev. Ref. Bonds (Health First, Inc. Project), Series 2014, 5.00% 4/1/2033	1,000	1,002
County of Broward, Airport System Rev. Bonds, Series 2019-A, AMT, 5.00% 10/1/2029	1,000	1,091
County of Broward, Airport System Rev. Bonds, Series 2019-B, AMT, 5.00% 10/1/2029	4,750	5,180
County of Broward, Housing Fin. Auth., Multi Family Housing Rev. Bonds (Solaris Apartments), Series 2021-B, 0.70% 1/1/2025 (put 7/1/2024)	1,350	1,328
Central Florida Expressway Auth., Rev. Bonds, Series 2021-D, 5.00% 7/1/2029	835	931
Central Florida Expressway Auth., Rev. Bonds, Series 2019-B, 5.00% 7/1/2030	1,425	1,590

Limited Term Tax-Exempt Bond Fund of America (continued)

Bonds, notes & other debt instruments (continued)	Principal amount (000)	Value (000)
Florida (continued)		
County of Collier, Health Facs. Auth., Residential Care Fac. Rev. Bonds (Moorings, Inc.), Series 2015-A, 5.00% 5/1/2026	USD350	\$ 356
County of Collier, Health Facs. Auth., Residential Care Fac. Rev. Bonds (Moorings, Inc.), Series 2015-A, 5.00% 5/1/2027	240	244
County of Collier, Health Facs. Auth., Residential Care Fac. Rev. Bonds (Moorings, Inc.), Series 2015-A, 5.00% 5/1/2028	445	453
City of Daytona Beach, Housing Auth., Multi Family Housing Rev. Bonds (The WM at the River Project), Series 2021-B, 1.25% 12/1/2025 (put 12/1/2024)	6,165	6,017
Greater Orlando Aviation Auth., Airport Facs. Rev. Bonds, Series 2017-A, AMT, 5.00% 10/1/2025 (escrowed to maturity)	715	732
Greater Orlando Aviation Auth., Airport Facs. Rev. Bonds, Series 2017-A, AMT, 5.00% 10/1/2025	340	348
Greater Orlando Aviation Auth., Airport Facs. Rev. Bonds, Series 2017-A, AMT, 5.00% 10/1/2026 (escrowed to maturity)	720	749
Greater Orlando Aviation Auth., Airport Facs. Rev. Bonds, Series 2017-A, AMT, 5.00% 10/1/2026	280	291
Greater Orlando Aviation Auth., Airport Facs. Rev. Bonds, Series 2017-A, AMT, 5.00% 10/1/2027 (escrowed to maturity)	385	408
Greater Orlando Aviation Auth., Airport Facs. Rev. Bonds, Series 2017-A, AMT, 5.00% 10/1/2027	115	122
Greater Orlando Aviation Auth., Airport Facs. Rev. Bonds, Series 2016-B, 5.00% 10/1/2028	750	793
Greater Orlando Aviation Auth., Airport Facs. Rev. Bonds, Series 2019-A, AMT, 5.00% 10/1/2028	15,000	16,165
Greater Orlando Aviation Auth., Airport Facs. Rev. Bonds, Series 2019-A, AMT, 4.00% 10/1/2039	1,775	1,777
Greater Orlando Aviation Auth., Airport Facs. Rev. Ref. Bonds, Series 2016, AMT, 5.00% 10/1/2027	1,125	1,192
Higher Educational Facs. Fncg. Auth., Educational Facs. Rev. Ref. Bonds (Nova Southeastern University Project), Series 2016, 5.00% 4/1/2026	655	677
County of Hillsborough, Aviation Auth., Tampa International Airport Rev. Bonds, Series 2015-A, AMT, 5.00% 10/1/2030	2,000	2,013
County of Hillsborough, Aviation Auth., Tampa International Airport Rev. Bonds, Series 2015-A, AMT, 5.00% 10/1/2032	1,990	2,003
Housing Fin. Corp., Homeowner Mortgage Rev. Bonds, Series 2017-1, 3.25% 7/1/2032	1,610	1,566
Housing Fin. Corp., Homeowner Mortgage Rev. Bonds, Series 2021-1, 1.80% 7/1/2036	2,495	1,925
Housing Fin. Corp., Homeowner Mortgage Rev. Bonds, Series 2015-1, 4.00% 1/1/2047	60	60
Housing Fin. Corp., Homeowner Mortgage Rev. Bonds, Series 2016-2, 4.00% 7/1/2047	115	115
Housing Fin. Corp., Homeowner Mortgage Rev. Bonds, Series 2018-1, 4.00% 7/1/2049	530	528
Housing Fin. Corp., Homeowner Mortgage Rev. Bonds, Series 2018-2, 4.25% 1/1/2050	3,530	3,535
Housing Fin. Corp., Homeowner Mortgage Rev. Bonds, Series 2020-2, 3.00% 7/1/2051	1,150	1,116
Housing Fin. Corp., Homeowner Mortgage Rev. Bonds, Series 2020-1, 3.50% 7/1/2051	2,580	2,543
Housing Fin. Corp., Homeowner Mortgage Rev. Bonds, Series 2021-1, 3.00% 1/1/2052	5,715	5,543
Housing Fin. Corp., Homeowner Mortgage Rev. Bonds, Series 2021-2, 3.00% 7/1/2052	11,925	11,515
Housing Fin. Corp., Homeowner Mortgage Rev. Bonds, Series 2022-1, 3.50% 7/1/2052	945	927
Housing Fin. Corp., Homeowner Mortgage Rev. Bonds, Series 2023-3, 5.75% 1/1/2054	7,970	8,695
Housing Fin. Corp., Multi Family Mortgage Rev. Bonds (The Canopy at West River Towers 1 & 2), Series 2022-A-2, 3.25% 5/1/2026 (put 5/1/2025)	7,272	7,238
JEA, Electric System Rev. Bonds, Series 2017-B, 5.00% 10/1/2026	500	527
JEA, Electric System Rev. Bonds, Series 2017-B-3, 5.00% 10/1/2026	340	358
JEA, Electric System Rev. Bonds, Series 2017-B-3, 5.00% 10/1/2028	1,500	1,614
JEA, Electric System Rev. Bonds, Series 2020-A-3, 5.00% 10/1/2030	3,660	4,140
JEA, Electric System Rev. Bonds, Series 2021-A-3, 5.00% 10/1/2033	1,900	2,199
JEA, Water and Sewer System Rev. Bonds, Series 2020-A, 5.00% 10/1/2034	4,200	4,774
County of Lee, Airport Rev. Bonds, Series 2021-B, AMT, 5.00% 10/1/2029	3,640	3,942
County of Lee, Airport Rev. Bonds, Series 2021-B, AMT, 5.00% 10/1/2030	4,985	5,437
County of Lee, Airport Rev. Bonds, Series 2021-B, AMT, 5.00% 10/1/2031	1,875	2,066
County of Lee, Industrial Dev. Auth., Healthcare Facs. Rev. Ref. Bonds (Shell Point Obligated Group), Series 2021, 4.00% 11/15/2024	195	194
County of Manatee, University Park Recreation Dist., Non-Ad Valorem Assessment Bonds, Series 2019, BAM insured, 2.50% 5/1/2024	280	279
County of Manatee, University Park Recreation Dist., Non-Ad Valorem Assessment Bonds, Series 2019, BAM insured, 2.50% 5/1/2025	285	281
County of Manatee, University Park Recreation Dist., Non-Ad Valorem Assessment Bonds, Series 2019, BAM insured, 2.50% 5/1/2026	295	289
County of Manatee, University Park Recreation Dist., Non-Ad Valorem Assessment Bonds, Series 2019, BAM insured, 2.50% 5/1/2027	300	293
County of Manatee, University Park Recreation Dist., Non-Ad Valorem Assessment Bonds, Series 2019, BAM insured, 2.50% 5/1/2028	305	294

Limited Term Tax-Exempt Bond Fund of America (continued)

Bonds, notes & other debt instruments (continued)	Principal amount (000)	Value (000)
Florida (continued)		
County of Manatee, University Park Recreation Dist., Non-Ad Valorem Assessment Bonds, Series 2019, BAM insured, 2.625% 5/1/2029	USD315	\$ 305
County of Miami-Dade, Expressway Auth., Toll System Rev. Bonds, Series 2014-A, BAM insured, 5.00% 7/1/2026	780	786
County of Miami-Dade, Health Facs. Auth., Hospital Rev. and Rev. Ref. Bonds (Nicklaus Children's Hospital Project), Series 2021-A, 4.00% 8/1/2032	800	818
County of Miami-Dade, Housing Fin. Auth., Multi Family Housing Rev. Bonds (Quail Roost Transit Village I), Series 2023, 5.00% 9/1/2026 (put 9/1/2025)	2,000	2,038
County of Miami-Dade, Seaport Rev. Ref. Bonds, Series 2022-A, AMT, 5.00% 10/1/2031	6,745	7,538
County of Miami-Dade, Water and Sewer System Rev. Bonds, Series 2021, 5.00% 10/1/2030	2,405	2,763
County of Miami-Dade, Water and Sewer System Rev. Bonds, Series 2021, 5.00% 10/1/2031	1,500	1,739
County of Miami-Dade, Water and Sewer System Rev. Ref. Bonds, Series 2017-B, 5.00% 10/1/2029	1,000	1,074
City of Miami Beach, Health Facs. Auth., Hospital Rev. and Rev. Ref. Bonds (Mount Sinai Medical Center of Florida), Series 2014, 5.00% 11/15/2027	145	146
County of Okaloosa, Mid-Bay Bridge Auth., Rev. Bonds, Series 2015-A, 5.00% 10/1/2028	1,000	1,020
County of Okeechobee, Solid Waste Disposal Rev. Bonds (Waste Management, Inc. / Okeechobee Landfill Project), Series 2004-A, 0.55% 7/1/2039 (put 7/1/2024)	2,250	2,211
County of Orange, Health Facs. Auth., Hospital Rev. Bonds (Orlando Health Obligated Group), Series 2019-A, 5.00% 10/1/2025	1,965	2,026
County of Orange, Health Facs. Auth., Hospital Rev. Bonds (Orlando Health Obligated Group), Series 2023-A, 5.00% 10/1/2032	1,750	2,015
County of Orange, Health Facs. Auth., Hospital Rev. Bonds (Orlando Health Obligated Group), Series 2023-A, 5.00% 10/1/2034	1,000	1,159
County of Orange, Health Facs. Auth., Rev. Bonds (Presbyterian Retirement Communities Obligated Group Project), Series 2023-A, 5.00% 8/1/2029	1,420	1,486
County of Orange, Health Facs. Auth., Rev. Bonds (Presbyterian Retirement Communities Obligated Group Project), Series 2023-A, 5.00% 8/1/2030	2,985	3,150
County of Orange, Health Facs. Auth., Rev. Bonds (Presbyterian Retirement Communities Obligated Group Project), Series 2023-A, 5.00% 8/1/2031	3,135	3,327
County of Orange, Health Facs. Auth., Rev. Bonds (Presbyterian Retirement Communities Obligated Group Project), Series 2023-A, 5.00% 8/1/2032	2,790	2,979
County of Orange, Housing Fin. Auth., Multi Family Housing Rev. Bonds (Stratford Point Apartments), Series 2021-B, 0.55% 1/1/2025 (put 7/1/2024)	7,890	7,751
Orlando Utilities Commission, Utility System Rev. Ref. Bonds, Series 2021-B, 1.25% 10/1/2046 (put 10/1/2028)	7,560	6,604
County of Palm Beach, Housing Fin. Auth., Multi Family Housing Rev. Bonds (Christian Manor), Series 2022, 1.25% 2/1/2025 (put 2/1/2024)	13,200	13,200
County of Pasco, Connerton West Community Dev. Dist., Improvement Rev. Ref. Bonds, Series 2018-A-1, Assured Guaranty Municipal insured, 3.00% 5/1/2026	345	344
County of Pasco, Connerton West Community Dev. Dist., Improvement Rev. Ref. Bonds, Series 2018-A-1, Assured Guaranty Municipal insured, 3.20% 5/1/2027	355	356
County of Pasco, Connerton West Community Dev. Dist., Improvement Rev. Ref. Bonds, Series 2018-A-1, Assured Guaranty Municipal insured, 3.25% 5/1/2028	370	372
County of Pinellas, Housing Fin. Auth., Multi Family Mortgage Backed Bonds (Jordan Park Apartments), Series 2021-B, 0.65% 1/1/2025 (put 7/1/2024)	5,440	5,348
Counties of St. Johns and Duval, Tolomato Community Dev. Dist., Rev. Ref. Bonds, Series 2018-A-1, Assured Guaranty Municipal insured, 2.625% 5/1/2024	1,055	1,052
Counties of St. Johns and Duval, Tolomato Community Dev. Dist., Rev. Ref. Bonds, Series 2019-B, Assured Guaranty Municipal insured, 2.00% 5/1/2025	1,010	985
Counties of St. Johns and Duval, Tolomato Community Dev. Dist., Rev. Ref. Bonds, Series 2018-A-1, Assured Guaranty Municipal insured, 3.50% 5/1/2032	1,790	1,809
City of South Miami, Health Facs. Auth., Hospital Rev. Ref. Bonds (Baptist Health South Florida Obligated Group), Series 2017, 5.00% 8/15/2025	1,545	1,585
City of South Miami, Health Facs. Auth., Hospital Rev. Ref. Bonds (Baptist Health South Florida Obligated Group), Series 2017, 5.00% 8/15/2026	1,000	1,047
City of South Miami, Health Facs. Auth., Hospital Rev. Ref. Bonds (Baptist Health South Florida Obligated Group), Series 2017, 5.00% 8/15/2027	1,250	1,335
County of Sumter, Industrial Dev. Auth., Hospital Rev. Bonds (Central Florida Health Alliance Projects), Series 2014-A, 5.00% 7/1/2026	500	501
County of Sumter, Industrial Dev. Auth., Hospital Rev. Bonds (Central Florida Health Alliance Projects), Series 2014-A, 5.00% 7/1/2027	330	330
City of Tampa, Hospital Rev. Bonds (H. Lee Moffitt Cancer Center Project), Series 2020-B, 5.00% 7/1/2028	215	231
City of Tampa, Hospital Rev. Bonds (H. Lee Moffitt Cancer Center Project), Series 2020-B, 5.00% 7/1/2029	250	274
City of Tampa, Hospital Rev. Bonds (H. Lee Moffitt Cancer Center Project), Series 2020-B, 5.00% 7/1/2030	260	289
City of Tampa, Hospital Rev. Bonds (H. Lee Moffitt Cancer Center Project), Series 2020-B, 5.00% 7/1/2031	325	360

Limited Term Tax-Exempt Bond Fund of America (continued)

Bonds, notes & other debt instruments (continued)	Principal amount (000)	Value (000)
Florida (continued)		
City of Tampa, Hospital Rev. Bonds (H. Lee Moffitt Cancer Center Project), Series 2020-B, 5.00% 7/1/2032	USD250	\$ 277
City of Tampa, Hospital Rev. Bonds (H. Lee Moffitt Cancer Center Project), Series 2020-B, 5.00% 7/1/2033	250	276
City of Tampa, Hospital Rev. Bonds (H. Lee Moffitt Cancer Center Project), Series 2020-B, 5.00% 7/1/2034	275	303
City of Tampa, Hospital Rev. Bonds (H. Lee Moffitt Cancer Center Project), Series 2020-B, 5.00% 7/1/2035	300	329
Dept. of Transportation, Federal Highway Reimbursement Rev. Bonds (Indirect GARVEEs), Series 2021-A, 5.00% 7/1/2030	5,000	5,707
City of Winter Garden, Winter Garden Village at Fowler Groves Community Dev. Dist., Special Assessment Rev. Ref. Bonds, Series 2016, 3.00% 5/1/2024	600	598
		<u>205,298</u>
Georgia 3.32%		
County of Appling, Dev. Auth., Pollution Control Rev. Bonds (Oglethorpe Power Corp. Scherer Project), Series 2013-A, 1.50% 1/1/2038 (put 2/3/2025)	6,200	5,969
City of Atlanta, Airport General Rev. Bonds, Series 2019-B, AMT, 5.00% 7/1/2031	1,000	1,086
City of Atlanta, Airport General Rev. Ref. Bonds, Series 2023-G, AMT, 5.00% 7/1/2027	1,440	1,523
City of Atlanta, Airport General Rev. Ref. Bonds, Series 2023-G, AMT, 5.00% 7/1/2028	2,000	2,146
City of Atlanta, Airport General Rev. Ref. Bonds, Series 2020-B, AMT, 5.00% 7/1/2029	5,000	5,436
City of Atlanta, Airport General Rev. Ref. Bonds, Series 2020-B, AMT, 5.00% 7/1/2030	3,000	3,308
City of Atlanta, Airport General Rev. Ref. Bonds, Series 2021-C, AMT, 5.00% 7/1/2033	1,400	1,562
City of Atlanta, Tax Allocation Rev. Ref. Bonds (Beltline Project), Series 2016-B, 5.00% 1/1/2025	2,620	2,660
City of Atlanta, Tax Allocation Rev. Ref. Bonds (Beltline Project), Series 2016-D, 5.00% 1/1/2025	2,895	2,939
City of Atlanta, Tax Allocation Rev. Ref. Bonds (Beltline Project), Series 2016-D, 5.00% 1/1/2031	1,525	1,606
City of Atlanta, Urban Redev. Agcy., Rev. Bonds (Atlanta Beltline Trail Completion Project), Series 2021, 2.375% 7/1/2026 ²	305	295
City of Atlanta, Urban Redev. Agcy., Rev. Bonds (Atlanta Beltline Trail Completion Project), Series 2021, 2.875% 7/1/2031 ²	330	302
City of Atlanta, Water and Wastewater Rev. and Rev. Ref. Bonds, Series 2018-B, 5.00% 11/1/2033	1,000	1,079
County of Baldwin and City of Milledgeville, Dev. Auth., Rev. Bonds (Georgia College & State University Projects), Series 2021, 5.00% 6/15/2027	260	277
County of Baldwin and City of Milledgeville, Dev. Auth., Rev. Bonds (Georgia College & State University Projects), Series 2021, 5.00% 6/15/2028	310	337
County of Baldwin and City of Milledgeville, Dev. Auth., Rev. Bonds (Georgia College & State University Projects), Series 2021, 5.00% 6/15/2029	270	298
County of Burke, Dev. Auth., Pollution Control Rev. Bonds (Georgia Power Co. Plant Vogtle Project), Series 1995-5, 2.20% 10/1/2032	3,860	3,224
County of Burke, Dev. Auth., Pollution Control Rev. Bonds (Georgia Power Co. Plant Vogtle Project), Series 2013, 2.925% 11/1/2053 (put 3/12/2024)	5,000	4,993
County of Burke, Dev. Auth., Pollution Control Rev. Bonds (Oglethorpe Power Corp. Vogtle Project), Series 2013-A, 1.50% 1/1/2040 (put 2/3/2025)	2,950	2,840
City of Columbus, Dev. Auth., Multi Family Housing Rev. Bonds (Highland Terrance Phase II Project), Series 2021-B, 0.34% 4/1/2025 (put 4/1/2024)	6,850	6,797
Housing and Fin. Auth., Single Family Mortgage Bonds, Series 2020-A, 2.75% 12/1/2035	2,500	2,264
Housing and Fin. Auth., Single Family Mortgage Bonds, Series 2015-A-1, 3.50% 6/1/2045	75	75
Housing and Fin. Auth., Single Family Mortgage Bonds, Series 2016-A-1, 3.50% 12/1/2046	185	184
City of Lawrenceville, Housing Auth., Multi Family Housing Rev. Bonds (Hearthside Lawrenceville Project), Series 2022, 2.25% 10/1/2025 (put 10/1/2024)	9,607	9,471
Main Street Natural Gas, Inc., Gas Supply Rev. Bonds, Series 2021-A, 4.00% 7/1/2052 (put 9/1/2027)	8,135	8,174
Main Street Natural Gas, Inc., Gas Supply Rev. Bonds, Series 2023-B, 5.00% 7/1/2053 (put 3/1/2030)	25,850	27,422
Main Street Natural Gas, Inc., Gas Supply Rev. Bonds, Series 2023-C, 5.00% 9/1/2053 (put 12/1/2029)	39,565	42,105
Main Street Natural Gas, Inc., Gas Supply Rev. Bonds, Series 2024-A, 5.00% 5/1/2054 (put 9/1/2031)	9,770	10,461
County of Monroe, Dev. Auth., Pollution Control Rev. Bonds (Oglethorpe Power Corp. Scherer Project), Series 2013-A, 1.50% 1/1/2039 (put 2/3/2025)	2,625	2,527
Municipal Electric Auth., Combined Cycle Project Rev. Bonds, Series 2020-A, 5.00% 11/1/2027	750	803
Municipal Electric Auth., Combined Cycle Project Rev. Bonds, Series 2020-A, 5.00% 11/1/2029	750	832
Municipal Electric Auth., General Resolution Projects Bonds, Series 2021-A, 5.00% 1/1/2029	660	721
Municipal Electric Auth., General Resolution Projects Bonds, Series 2021-A, 5.00% 1/1/2030	680	757
Municipal Electric Auth., General Resolution Projects Bonds, Series 2020-A, 5.00% 1/1/2031	1,250	1,412
Municipal Electric Auth., General Resolution Projects Bonds, Series 2021-A, 5.00% 1/1/2031	3,300	3,727
Municipal Electric Auth., General Resolution Projects Bonds, Series 2021-A, 5.00% 1/1/2032	2,645	3,020
Municipal Electric Auth., General Resolution Projects Bonds, Series 2021-A, 5.00% 1/1/2033	1,255	1,431
Municipal Electric Auth., Plant Vogtle Units 3 and 4 Project J Bonds, Series 2021-A, Assured Guaranty Municipal insured, 5.00% 1/1/2027	205	217

Limited Term Tax-Exempt Bond Fund of America (continued)

Bonds, notes & other debt instruments (continued)

	Principal amount (000)	Value (000)
Georgia (continued)		
Municipal Electric Auth., Plant Vogtle Units 3 and 4 Project J Bonds, Series 2021-A, Assured Guaranty Municipal insured, 5.00% 1/1/2029	USD495	\$ 542
Municipal Electric Auth., Plant Vogtle Units 3 and 4 Project J Bonds, Series 2021-A, Assured Guaranty Municipal insured, 5.00% 1/1/2030	430	478
Municipal Electric Auth., Plant Vogtle Units 3 and 4 Project M Bonds, Series 2019-A, 5.00% 1/1/2025	1,000	1,014
Municipal Electric Auth., Plant Vogtle Units 3 and 4 Project M Bonds, Series 2019-A, 5.00% 1/1/2027	1,000	1,054
Municipal Electric Auth., Plant Vogtle Units 3 and 4 Project M Bonds, Series 2021-A, Assured Guaranty Municipal insured, 5.00% 1/1/2028	205	221
Municipal Electric Auth., Plant Vogtle Units 3 and 4 Project M Bonds, Series 2019-A, 5.00% 1/1/2029	1,390	1,489
Municipal Electric Auth., Plant Vogtle Units 3 and 4 Project M Bonds, Series 2021-A, Assured Guaranty Municipal insured, 5.00% 1/1/2029	240	263
Municipal Electric Auth., Plant Vogtle Units 3 and 4 Project M Bonds, Series 2019-A, 5.00% 1/1/2030	1,000	1,073
Municipal Electric Auth., Plant Vogtle Units 3 and 4 Project M Bonds, Series 2021-A, Assured Guaranty Municipal insured, 5.00% 1/1/2030	290	323
Municipal Electric Auth., Plant Vogtle Units 3 and 4 Project P Bonds, Series 2021-A, 5.00% 1/1/2028	160	169
Municipal Electric Auth., Plant Vogtle Units 3 and 4 Project P Bonds, Series 2021-A, 5.00% 1/1/2029	165	176
Municipal Electric Auth., Plant Vogtle Units 3 and 4 Project P Bonds, Series 2021-A, 5.00% 1/1/2030	175	189
Municipal Electric Auth., Plant Vogtle Units 3 and 4 Project P Bonds, Series 2021-A, 5.00% 1/1/2031	165	178
Municipal Electric Auth., Power Rev. Bonds, Series 2018-HH, 5.00% 1/1/2029	2,000	2,138
Municipal Electric Auth., Project One Bonds, Series 2019-A, 5.00% 1/1/2026	1,710	1,773
Municipal Electric Auth., Project One Bonds, Series 2019-A, 5.00% 1/1/2027	1,020	1,075
Municipal Electric Auth., Project One Bonds, Series 2016-A, 5.00% 1/1/2028	1,500	1,558
Municipal Electric Auth., Project One Bonds, Series 2019-A, 5.00% 1/1/2028	1,270	1,362
Municipal Electric Auth., Project One Bonds, Series 2019-A, 5.00% 1/1/2029	1,655	1,808
Municipal Electric Auth., Project One Bonds, Series 2019-A, 5.00% 1/1/2030	1,025	1,114
Municipal Electric Auth., Project One Bonds, Series 2019-A, 5.00% 1/1/2031	1,390	1,505
Municipal Electric Auth., Project One Bonds, Series 2020-A, 5.00% 1/1/2031	2,000	2,259
Municipal Electric Auth., Project One Bonds, Series 2021-A, 5.00% 1/1/2031	1,720	1,943
Municipal Electric Auth., Project One Bonds, Series 2021-A, 5.00% 1/1/2032	2,315	2,643
Private Colleges and Universities Auth., Rev. Bonds (The Savannah College of Art and Design Projects), Series 2021, 5.00% 4/1/2029	230	252
Private Colleges and Universities Auth., Rev. Bonds (The Savannah College of Art and Design Projects), Series 2021, 5.00% 4/1/2030	530	591
County of Rockdale, Dev. Auth., Multi Family Housing Rev. Bonds (Arbours at Conyers Project), Series 2022, 3.625% 2/1/2026 (put 2/1/2025)	14,590	14,535
City of Valdosta, Housing Auth., Multi Family Housing Rev. Bonds (TISHCO Rural Rental Housing Portfolio Project), Series 2022, 1.25% 2/1/2025 (put 2/1/2024)	3,190	3,190
		<u>209,195</u>
Guam 0.02%		
Power Auth., Rev. Ref. Bonds, Series 2022-A, 5.00% 10/1/2028	1,000	1,063
Waterworks Auth., Water and Wastewater System Rev. Bonds, Series 2013, 5.25% 7/1/2024	450	451
		<u>1,514</u>
Idaho 0.13%		
Health Facs. Auth., Rev. Bonds (St. Luke's Health System Project), Series 2021-A, 5.00% 3/1/2029	235	257
Health Facs. Auth., Rev. Bonds (St. Luke's Health System Project), Series 2021-A, 5.00% 3/1/2030	600	668
Health Facs. Auth., Rev. Bonds (St. Luke's Health System Project), Series 2021-A, 5.00% 3/1/2031	600	677
Health Facs. Auth., Rev. Bonds (St. Luke's Health System Project), Series 2021-A, 5.00% 3/1/2032	185	212
Housing and Fin. Assn., Grant and Rev. Anticipation Bonds (Federal Highway Trust Fund), Series 2021-A, 5.00% 7/15/2029	1,345	1,505
Housing and Fin. Assn., Sales Tax Rev. Bonds (Transportation Expansion and Congestion Mitigation Fund), Series 2022-A, 5.00% 8/15/2029	600	675
Housing and Fin. Assn., Sales Tax Rev. Bonds (Transportation Expansion and Congestion Mitigation Fund), Series 2022-A, 5.00% 8/15/2031	750	875
Housing and Fin. Assn., Sales Tax Rev. Bonds (Transportation Expansion and Congestion Mitigation Fund), Series 2023-A, 5.00% 8/15/2032	2,785	3,304
		<u>8,173</u>

Limited Term Tax-Exempt Bond Fund of America (continued)

Bonds, notes & other debt instruments (continued)	Principal amount (000)	Value (000)
Illinois 5.42%		
Build Illinois Bonds, Sales Tax Rev. Ref. Bonds, Series 2016-C, 4.00% 6/15/2025	USD4,515	\$ 4,566
Build Illinois Bonds, Sales Tax Rev. Ref. Bonds, Series 2016-D, 5.00% 6/15/2025	475	487
Build Illinois Bonds, Sales Tax Rev. Ref. Bonds, Series 2016-C, 4.00% 6/15/2026	6,400	6,533
City of Chicago, Board of Education, Unlimited Tax G.O. Rev. Ref. Bonds (Dedicated Rev.), Series 2018-A, Assured Guaranty Municipal insured, 5.00% 12/1/2029	3,500	3,730
City of Chicago, Chicago Midway Airport, Rev. and Rev. Ref. Bonds, Series 2014-B, 5.00% 1/1/2028	500	500
City of Chicago, Chicago Midway Airport, Rev. Ref. Bonds, Series 2023-C, AMT, 5.00% 1/1/2029	10,630	11,454
City of Chicago, Chicago Midway Airport, Rev. Ref. Bonds, Series 2023-C, AMT, 5.00% 1/1/2030	22,000	23,977
City of Chicago, Transit Auth., Capital Grant Receipts Rev. Ref. Bonds (Federal Transit Administration Section 5307 Urbanized Area Formula Funds), Series 2021, 5.00% 6/1/2024	850	854
City of Chicago, Transit Auth., Capital Grant Receipts Rev. Ref. Bonds (Federal Transit Administration Section 5337 State of Good Repair Formula Funds), Series 2017, 5.00% 6/1/2024	1,000	1,004
City of Chicago, Wastewater Transmission Rev. Project Bonds, Series 2014, 5.00% 1/1/2028	385	386
City of Chicago, Wastewater Transmission Rev. Ref. Bonds, Series 2017-B, 5.00% 1/1/2025	1,000	1,014
City of Chicago, Wastewater Transmission Rev. Ref. Bonds, Series 2017-B, 5.00% 1/1/2026	1,165	1,206
City of Chicago, Wastewater Transmission Rev. Ref. Bonds, Series 2023-B, Assured Guaranty Municipal insured, 5.00% 1/1/2029	1,275	1,410
City of Chicago, Wastewater Transmission Rev. Ref. Bonds, Series 2023-B, Assured Guaranty Municipal insured, 5.00% 1/1/2031	10,000	11,491
City of Chicago, Wastewater Transmission Rev. Ref. Bonds, Series 2023-B, Assured Guaranty Municipal insured, 5.00% 1/1/2032	8,325	9,715
City of Chicago, Water Rev. Bonds, Series 2004, 5.00% 11/1/2026	5,225	5,501
City of Chicago, Water Rev. Bonds, Series 2004, 5.00% 11/1/2027	1,750	1,831
City of Chicago, Water Rev. Bonds, Series 1999, Assured Guaranty Municipal insured, 5.00% 11/1/2029	1,000	1,048
City of Chicago, Water Rev. Bonds, Series 2000, 5.00% 11/1/2030	1,400	1,464
City of Chicago, Water Rev. Bonds, Series 2001, AMBAC insured, 5.75% 11/1/2030	2,150	2,373
City of Chicago, Water Rev. Ref. Bonds, Series 2017, 5.00% 11/1/2028	355	377
City of Chicago, Water Rev. Ref. Bonds, Series 2023-B, Assured Guaranty Municipal insured, 5.00% 11/1/2030	1,500	1,718
City of Chicago, Water Rev. Ref. Bonds, Series 2023-B, Assured Guaranty Municipal insured, 5.00% 11/1/2032	4,000	4,684
City of Chicago, Water Rev. Ref. Bonds, Series 2023-B, Assured Guaranty Municipal insured, 5.00% 11/1/2034	1,500	1,752
City of Chicago, Water Rev. Ref. Bonds, Series 2023-B, Assured Guaranty Municipal insured, 5.00% 11/1/2035	570	659
County of Cook, G.O. Rev. Ref. Bonds, Series 2022-A, 5.00% 11/15/2033	1,175	1,343
Fin. Auth., Academic Fac. Lease Rev. Bonds (Provident Group - UIUC Properties, LLC - University of Illinois at Urbana-Champaign Project), Series 2019-A, 5.00% 10/1/2025	110	113
Fin. Auth., Academic Fac. Lease Rev. Bonds (Provident Group - UIUC Properties, LLC - University of Illinois at Urbana-Champaign Project), Series 2019-A, 5.00% 10/1/2027	500	532
Fin. Auth., Academic Fac. Lease Rev. Bonds (Provident Group - UIUC Properties, LLC - University of Illinois at Urbana-Champaign Project), Series 2019-A, 5.00% 10/1/2028	400	434
Fin. Auth., Graduate and Professional Student Loan Program Rev. Bonds (Midwestern University Foundation), Series 2021-A, AMT, 5.00% 7/1/2025	225	230
Fin. Auth., Graduate and Professional Student Loan Program Rev. Bonds (Midwestern University Foundation), Series 2021-A, AMT, 5.00% 7/1/2026	240	249
Fin. Auth., Graduate and Professional Student Loan Program Rev. Bonds (Midwestern University Foundation), Series 2021-A, AMT, 2.25% 7/1/2033	975	833
Fin. Auth., Rev. Bonds (Advocate Health Care Network), Series 2008-A-1, 4.00% 11/1/2030	5,000	5,098
Fin. Auth., Rev. Bonds (Art Institute of Chicago), Series 2016, 5.00% 3/1/2025	125	127
Fin. Auth., Rev. Bonds (Art Institute of Chicago), Series 2016, 5.00% 3/1/2026	120	125
Fin. Auth., Rev. Bonds (Clean Water Initiative Revolving Fund), Series 2017, 5.00% 7/1/2033	3,000	3,199
Fin. Auth., Rev. Bonds (Memorial Health System), Series 2019, 5.00% 4/1/2028	1,280	1,366
Fin. Auth., Rev. Bonds (Mercy Health Corp.), Series 2016, 5.00% 12/1/2027	5,000	5,180
Fin. Auth., Rev. Bonds (Northshore University HealthSystem), Series 2020-A, 5.00% 8/15/2027	2,000	2,145
Fin. Auth., Rev. Bonds (Northshore University HealthSystem), Series 2020-A, 5.00% 8/15/2031	1,485	1,671
Fin. Auth., Rev. Bonds (Northwestern Memorial Healthcare), Series 2017-A, 5.00% 7/15/2026	1,680	1,763
Fin. Auth., Rev. Bonds (OSF Healthcare System), Series 2015-A, 5.00% 11/15/2027	250	257
Fin. Auth., Rev. Bonds (OSF Healthcare System), Series 2020-B-2, 5.00% 5/15/2050 (put 11/15/2026)	3,320	3,440
Fin. Auth., Rev. Bonds (Presbyterian Homes Obligated Group), Series 2016-A, 5.00% 5/1/2024	2,230	2,234
Fin. Auth., Rev. Bonds (Presbyterian Homes Obligated Group), Series 2016-A, 5.00% 11/1/2030	2,000	2,066
Fin. Auth., Rev. Bonds (Presbyterian Homes Obligated Group), Series 2021-B, (SIFMA Municipal Swap Index + 0.70%) 5.25% 5/1/2042 (put 5/1/2026) ¹	1,420	1,392
Fin. Auth., Rev. Bonds (Rush University Medical Center Obligated Group), Series 2015-A, 5.00% 11/15/2028	5,000	5,093
Fin. Auth., Rev. Bonds (Rush University Medical Center Obligated Group), Series 2015-A, 5.00% 11/15/2029	5,000	5,097
Fin. Auth., Rev. Bonds (Rush University Medical Center Obligated Group), Series 2015-A, 4.00% 11/15/2039	500	473
Fin. Auth., Rev. Bonds (The Carle Foundation), Series 2021-A, 5.00% 8/15/2030	2,565	2,896

Limited Term Tax-Exempt Bond Fund of America (continued)

Bonds, notes & other debt instruments (continued)

	Principal amount (000)	Value (000)
Illinois (continued)		
Fin. Auth., Rev. Bonds (The Carle Foundation), Series 2021-A, 4.00% 8/15/2039	USD2,500	\$ 2,536
Fin. Auth., Rev. Ref. Bonds (Northwestern Memorial Healthcare), Series 2021-A, 5.00% 7/15/2033	365	414
Fin. Auth., Rev. Ref. Bonds (OSF Healthcare System), Series 2015-A, 5.00% 11/15/2026	1,935	1,987
Fin. Auth., Rev. Ref. Bonds (OSF Healthcare System), Series 2015-A, 5.00% 11/15/2029	1,500	1,541
Fin. Auth., Solid Waste Disposal Rev. Bonds (Waste Management, Inc. Project), Series 2023, AMT, 4.60% 10/1/2053 (put 10/1/2026)	24,730	24,972
Fin. Auth., Water Facs. Rev. Ref. Bonds (American Water Capital Corp. Project), Series 2020, 3.875% 5/1/2040 (put 9/1/2028)	1,940	1,960
G.O. Bonds, Series 2022-A, 5.00% 3/1/2024	1,945	1,947
G.O. Bonds, Series 2022-A, 5.00% 3/1/2026	1,710	1,771
G.O. Bonds, Series 2020, 5.50% 5/1/2026	1,000	1,050
G.O. Bonds, Series 2020-B, 5.00% 10/1/2026	7,000	7,331
G.O. Bonds, Series 2017-D, BAM insured, 5.00% 11/1/2026	2,500	2,623
G.O. Bonds, Series 2020-B, 5.00% 10/1/2029	19,720	21,691
G.O. Bonds, Series 2023-B, 5.00% 5/1/2033	10,000	11,347
G.O. Rev. Ref. Bonds, Series 2022-B, 5.00% 3/1/2026	8,050	8,336
G.O. Rev. Ref. Bonds, Series 2016, 5.00% 2/1/2028	2,500	2,634
G.O. Rev. Ref. Bonds, Series 2022-B, 5.00% 3/1/2028	4,000	4,287
Housing Dev. Auth., Homeowner Mortgage Rev. Bonds, Series 2016-B, AMT, 3.50% 8/1/2046	1,015	1,001
Housing Dev. Auth., Homeowner Mortgage Rev. Bonds, Series 2016-C, 3.50% 8/1/2046	640	634
Housing Dev. Auth., Homeowner Mortgage Rev. Bonds, Series 2018-A-1, 4.00% 8/1/2048	3,775	3,765
Housing Dev. Auth., Multi Family Housing Rev. Bonds, Series 2021-C, 0.80% 7/1/2026	420	383
Housing Dev. Auth., Multi Family Housing Rev. Bonds (Bellwood Senior), Series 2022, 4.00% 3/1/2043 (put 12/1/2024)	5,545	5,546
Housing Dev. Auth., Multi Family Housing Rev. Bonds (Berry Manor), Series 2022, 4.00% 9/1/2025 (put 9/1/2024)	810	811
Housing Dev. Auth., Multi Family Housing Rev. Bonds (Marshall Field Garden Apartment Homes), Series 2015, (SIFMA Municipal Swap Index + 1.00%) 5.55% 5/15/2050 (put 5/15/2025) ¹	5,825	5,810
Housing Dev. Auth., Multi Family Housing Rev. Bonds (Terrance Senior), Series 2022, 2.375% 4/1/2025 (put 4/1/2024)	5,530	5,512
Housing Dev. Auth., Rev. Bonds, Series 2019-D, 2.70% 10/1/2034	1,420	1,300
Housing Dev. Auth., Rev. Bonds, Series 2019-C, 2.80% 10/1/2034	1,750	1,613
Housing Dev. Auth., Rev. Bonds, Series 2021-A, 1.85% 10/1/2036	2,000	1,543
Housing Dev. Auth., Rev. Bonds, Series 2016-A, 4.00% 4/1/2046	545	543
Housing Dev. Auth., Rev. Bonds, Series 2017-B, 4.00% 10/1/2048	1,215	1,211
Housing Dev. Auth., Rev. Bonds, Series 2019-A, 4.25% 10/1/2049	4,360	4,370
Housing Dev. Auth., Rev. Bonds, Series 2021-D, 3.00% 10/1/2051	12,245	11,826
Housing Dev. Auth., Rev. Bonds, Series 2023-H, 5.75% 10/1/2053	3,910	4,191
Metropolitan Pier and Exposition Auth., McCormick Place Expansion Project Bonds, Capital Appreciation Bonds, Series 2002-A, Assured Guaranty Municipal insured, 0% 12/15/2029	1,000	822
Metropolitan Pier and Exposition Auth., McCormick Place Expansion Project Bonds, Capital Appreciation Bonds, Series 2002-A, Assured Guaranty Municipal insured, 0% 6/15/2030	3,320	2,680
Metropolitan Pier and Exposition Auth., McCormick Place Expansion Project Bonds, Capital Appreciation Bonds, Series 2002-A, National insured, 0% 12/15/2032	2,575	1,873
Metropolitan Pier and Exposition Auth., McCormick Place Expansion Project Rev. Ref. Bonds, Series 2022-A, 3.00% 6/15/2024	1,335	1,329
Metropolitan Pier and Exposition Auth., McCormick Place Expansion Project Rev. Ref. Bonds, Series 2022-A, 3.00% 6/15/2025	705	697
Metropolitan Pier and Exposition Auth., McCormick Place Expansion Project Rev. Ref. Bonds, Series 2017-B, 5.00% 12/15/2025	1,185	1,217
Metropolitan Pier and Exposition Auth., McCormick Place Expansion Project Rev. Ref. Bonds, Series 2017-B, 5.00% 12/15/2026	1,000	1,048
Metropolitan Pier and Exposition Auth., McCormick Place Expansion Project Rev. Ref. Bonds, Series 2022-B, 5.00% 12/15/2027	1,650	1,698
Metropolitan Pier and Exposition Auth., McCormick Place Expansion Project Rev. Ref. Bonds, Series 2023-A, 5.00% 12/15/2028	2,500	2,660
Metropolitan Pier and Exposition Auth., McCormick Place Expansion Project Rev. Ref. Bonds, Capital Appreciation Bonds, Series 1994, National insured, 0% 6/15/2029	825	682
Metropolitan Pier and Exposition Auth., McCormick Place Expansion Project Rev. Ref. Bonds, Capital Appreciation Bonds, Series 2022-A, 0% 12/15/2035	440	279
Municipal Electric Agcy., Power Supply System Rev. Ref. Bonds, Series 2015-A, 5.00% 2/1/2027	4,000	4,103
Board of Trustees of Northern Illinois University, Auxiliary Facs. System Rev. Ref. Bonds, Series 2021, BAM insured, 5.00% 10/1/2029	325	355
Sales Tax Rev. Bonds, Series 2021-A, BAM insured, 4.00% 6/15/2031	2,250	2,393

Limited Term Tax-Exempt Bond Fund of America (continued)

Bonds, notes & other debt instruments (continued)

	Principal amount (000)	Value (000)
Illinois (continued)		
Sales Tax Securitization Corp., Sales Tax Securitization Rev. Ref. Bonds, Series 2023-C, 5.00% 1/1/2032	USD7,200	\$ 8,204
Toll Highway Auth., Toll Highway Rev. Bonds, Series 2016-B, 5.00% 1/1/2027	950	998
Toll Highway Auth., Toll Highway Rev. Bonds, Series 2019-B, 5.00% 1/1/2028	515	561
Toll Highway Auth., Toll Highway Rev. Bonds, Series 2016-B, 5.00% 1/1/2033	1,000	1,046
Toll Highway Auth., Toll Highway Rev. Ref. Bonds, Series 2019-A, 5.00% 1/1/2028	2,760	3,005
Toll Highway Auth., Toll Highway Rev. Ref. Bonds, Series 2024-A, 5.00% 1/1/2031	1,250	1,439
Board of Trustees of the University of Illinois, Auxiliary Facs. System Rev. Bonds, Series 2018-A, 5.00% 4/1/2025	135	138
Board of Trustees of the University of Illinois, Auxiliary Facs. System Rev. Bonds, Series 2020-A, 5.00% 4/1/2028	2,100	2,286
Board of Trustees of the University of Illinois, Auxiliary Facs. System Rev. Bonds, Series 2020-A, 5.00% 4/1/2030	2,310	2,615
Board of Trustees of the University of Illinois, Auxiliary Facs. System Rev. Ref. Bonds, Series 2015-A, 5.00% 4/1/2026	1,120	1,142
Board of Trustees of the University of Illinois, Rev. Ref. Certs. of Part., Series 2008-A, Assured Guaranty Municipal insured, 5.25% 10/1/2024	30	30
County of Will, G.O. Bonds, Series 2016, 5.00% 11/15/2045 (preref. 11/15/2025)	4,225	4,380
		<u>341,256</u>
Indiana 2.54%		
Fin. Auth., Environmental Facs. Rev. Ref. Bonds (Indianapolis Power & Light Co. Project), Series 2020-B, AMT, 0.95% 12/1/2038 (put 4/1/2026)	1,885	1,748
Fin. Auth., Hospital Rev. Ref. Bonds (Indiana University Health), Series 2023-B-2, 5.00% 10/1/2060 (put 7/1/2030)	5,000	5,541
Fin. Auth., Hospital Rev. Ref. Bonds (Indiana University Health), Series 2023-B-1, 5.00% 10/1/2062 (put 7/1/2028)	23,595	25,386
Fin. Auth., Hospital Rev. Ref. Bonds (Parkview Health System), Series 2017-A, 5.00% 11/1/2026	1,365	1,434
Fin. Auth., Hospital Rev. Ref. Bonds (Parkview Health System), Series 2017-A, 5.00% 11/1/2027	1,530	1,639
Fin. Auth., Midwestern Disaster Relief Rev. Bonds (Ohio Valley Electric Corp. Project), Series 2012-B, 3.00% 11/1/2030	2,000	1,870
Fin. Auth., Midwestern Disaster Relief Rev. Bonds (Ohio Valley Electric Corp. Project), Series 2012-A, 4.25% 11/1/2030	10,970	11,055
Fin. Auth., Pollution Control Rev. Bonds (Ohio Valley Electric Corp. Project), Series 2010-A, 3.00% 11/1/2030	3,300	3,085
Fin. Auth., Rev. Ref. Bonds (Community Foundation of Northwest Indiana Obligated Group), Series 2015, 5.00% 3/1/2026	500	510
Fin. Auth., Rev. Ref. Bonds (Community Foundation of Northwest Indiana Obligated Group), Series 2015, 5.00% 3/1/2027	500	510
Fin. Auth., Rev. Ref. Bonds (Community Foundation of Northwest Indiana Obligated Group), Series 2015, 5.00% 3/1/2028	500	510
Fin. Auth., State Revolving Fund Program Green Bonds, Series 2021-B, 5.00% 2/1/2028	575	628
Fin. Auth., State Revolving Fund Program Green Bonds, Series 2021-B, 5.00% 2/1/2029	1,000	1,117
Fin. Auth., Wastewater Utility Rev. Ref. Bonds (CWA Auth. Project), Series 2021-1, 5.00% 10/1/2028	2,800	3,085
Fin. Auth., Wastewater Utility Rev. Ref. Bonds (CWA Auth. Project), Series 2021-2, 5.00% 10/1/2028	1,400	1,548
Fin. Auth., Wastewater Utility Rev. Ref. Bonds (CWA Auth. Project), Series 2024-A, 5.00% 10/1/2028	1,175	1,277
Fin. Auth., Wastewater Utility Rev. Ref. Bonds (CWA Auth. Project), Series 2024-A, 5.00% 10/1/2029	1,475	1,635
Fin. Auth., Wastewater Utility Rev. Ref. Bonds (CWA Auth. Project), Series 2024-A, 5.00% 10/1/2033	1,505	1,774
Fin. Auth., Wastewater Utility Rev. Ref. Bonds (CWA Auth. Project), Series 2024-A, 5.00% 10/1/2035	1,670	1,928
Gary/Chicago International Airport Auth., Airport Dev. Zone Rev. Bonds, Series 2014, AMT, 5.50% 2/1/2025	1,570	1,578
Housing and Community Dev. Auth., Collateralized Rev. Bonds (RD Moving Forward Biggs Project), Series 2022, 2.00% 4/1/2025 (put 4/1/2024)	1,875	1,868
Housing and Community Dev. Auth., Multi Family Housing Rev. Bonds (Emerald Pointe Apartments Project), Series 2022, 5.00% 11/1/2025 (put 11/1/2024)	1,125	1,135
Housing and Community Dev. Auth., Single Family Mortgage Rev. Bonds, Series 2020-B-1, 1.95% 7/1/2035	3,000	2,442
Housing and Community Dev. Auth., Single Family Mortgage Rev. Bonds, Series 2016-A-2, AMT, 3.50% 7/1/2038	215	213
Housing and Community Dev. Auth., Single Family Mortgage Rev. Bonds, Series 2017-A-2, AMT, 4.00% 1/1/2039	70	70
Housing and Community Dev. Auth., Single Family Mortgage Rev. Bonds, Series 2020-A, 3.75% 1/1/2049	880	872
Housing and Community Dev. Auth., Single Family Mortgage Rev. Bonds, Series 2020-B-1, 3.25% 7/1/2049	1,485	1,455
Housing and Community Dev. Auth., Single Family Mortgage Rev. Bonds, Series 2021-B, 3.00% 7/1/2050	2,470	2,392
Housing and Community Dev. Auth., Single Family Mortgage Rev. Bonds, Series 2021-C-1, 3.00% 1/1/2052	3,970	3,826
Housing and Community Dev. Auth., Single Family Mortgage Rev. Bonds, Series 2022-C-1, 5.00% 7/1/2053	1,670	1,725
Housing and Community Dev. Auth., Single Family Mortgage Rev. Bonds, Series 2023-A-1, 5.75% 7/1/2053	410	436
Indiana Secondary Market for Education Loans, Inc., Student Loan Program Rev. Bonds, Series 2022-1A, AMT, 5.00% 6/1/2030	625	668
Indiana Secondary Market for Education Loans, Inc., Student Loan Program Rev. Bonds, Series 2022-1A, AMT, 5.00% 6/1/2031	625	672
Indiana Secondary Market for Education Loans, Inc., Student Loan Program Rev. Bonds, Series 2022-1A, AMT, 4.50% 6/1/2039	940	948

Limited Term Tax-Exempt Bond Fund of America (continued)

Bonds, notes & other debt instruments (continued)	Principal amount (000)	Value (000)
Indiana (continued)		
City of Indianapolis, Local Public Improvement Bond Bank Bonds (Indianapolis Airport Auth. Project), Series 2019-I-2, 5.00% 1/1/2026	USD340	\$ 354
City of Indianapolis, Local Public Improvement Bond Bank Bonds (Indianapolis Airport Auth. Project), Series 2019-I-2, 5.00% 1/1/2027	330	350
City of Indianapolis, Local Public Improvement Bond Bank Bonds (Indianapolis Airport Auth. Project), Series 2019-I-2, 5.00% 1/1/2028	435	472
City of Indianapolis, Local Public Improvement Bond Bank Bonds (Indianapolis Airport Auth. Project), Series 2019-I-2, 5.00% 1/1/2029	265	294
City of Indianapolis, Local Public Improvement Bond Bank Bonds (Indianapolis Airport Auth. Project), Series 2023-I-2, AMT, 5.00% 1/1/2029	5,515	5,919
City of Indianapolis, Local Public Improvement Bond Bank Bonds (Indianapolis Airport Auth. Project), Series 2019-I-2, 5.00% 1/1/2030	435	493
City of Indianapolis, Local Public Improvement Bond Bank Bonds (Indianapolis Airport Auth. Project), Series 2023-I-2, AMT, 5.00% 1/1/2032	2,000	2,230
City of Indianapolis, Local Public Improvement Bond Bank Bonds (Indianapolis Airport Auth. Project), Series 2023-I-2, AMT, 5.00% 1/1/2033	4,000	4,508
City of Indianapolis, Local Public Improvement Bond Bank Rev. Ref. Bonds (Cityway 1 Project), Series 2021-B, 5.00% 2/1/2028	1,680	1,682
City of Indianapolis, Local Public Improvement Bond Bank Rev. Ref. Bonds (Cityway 1 Project), Series 2021-B, 5.00% 2/1/2029	1,055	1,056
City of Indianapolis, Local Public Improvement Bond Bank Rev. Ref. Bonds (Cityway 1 Project), Series 2021-B, 5.00% 2/1/2030	1,200	1,201
City of Indianapolis, Local Public Improvement Bond Bank Rev. Ref. Bonds (Cityway 1 Project), Series 2021-B, 5.00% 2/1/2031	800	801
City of Indianapolis, Local Public Improvement Bond Bank Rev. Ref. Bonds (Indianapolis Airport Auth. Project), Series 2015-I, AMT, 5.00% 1/1/2026	2,000	2,014
City of Indianapolis, Local Public Improvement Bond Bank Rev. Ref. Bonds (Indianapolis Airport Auth. Project), Series 2016-A-1, AMT, 5.00% 1/1/2028	1,095	1,126
City of Indianapolis, Local Public Improvement Bond Bank Rev. Ref. Bonds (Indianapolis Airport Auth. Project), Series 2019-D, AMT, 5.00% 1/1/2029	5,250	5,635
City of Indianapolis, Local Public Improvement Bond Bank Rev. Ref. Bonds (Indianapolis Airport Auth. Project), Series 2015-I, AMT, 5.00% 1/1/2031	4,455	4,498
City of Indianapolis, Local Public Improvement Bond Bank Rev. Ref. Bonds (Indianapolis Airport Auth. Project), Series 2015-I, AMT, 5.00% 1/1/2033	1,500	1,514
City of Indianapolis, Water System Rev. Ref. Bonds, Series 2016-B, 5.00% 10/1/2028	3,000	3,162
City of Kokomo, Multi Family Housing Rev. Bonds (KHA RAD I Apartments), Series 2021-A, 0.56% 2/1/2025 (put 2/1/2024)	10,590	10,590
Municipal Power Agcy., Power Supply System Rev. Bonds, Series 2022-A, 5.00% 1/1/2032	300	346
Municipal Power Agcy., Power Supply System Rev. Bonds, Series 2022-A, 5.00% 1/1/2033	350	407
Municipal Power Agcy., Power Supply System Rev. Bonds, Series 2022-A, 5.00% 1/1/2034	500	581
City of Rockport, Pollution Control Rev. Ref. Bonds (Indiana Michigan Power Co. Project), Series 2002-A, 2.75% 6/1/2025	1,515	1,496
City of Rockport, Pollution Control Rev. Ref. Bonds (Indiana Michigan Power Co. Project), Series 2009-A, 3.05% 6/1/2025	2,005	1,987
City of Whiting, Environmental Facs. Rev. Bonds (BP Products North America, Inc. Project), Series 2015, AMT, 4.40% 11/1/2045 (put 6/10/2031)	10,000	10,225
City of Whiting, Environmental Facs. Rev. Bonds (BP Products North America, Inc. Project), Series 2016-A, AMT, 4.40% 3/1/2046 (put 6/10/2031)	3,750	3,823
City of Whiting, Environmental Facs. Rev. Ref. Bonds (BP Products North America, Inc. Project), Series 2019-A, AMT, 5.00% 12/1/2044 (put 6/15/2026)	6,500	6,629
		<u>159,973</u>
Iowa 0.58%		
Fin. Auth., Midwestern Disaster Area Rev. Ref. Bonds (Iowa Fertilizer Co. Project), Series 2022, 4.00% 12/1/2050 (put 12/1/2032)	2,000	2,071
Fin. Auth., Single Family Mortgage Bonds (Mortgage-Backed Securities Program), Series 2022-A, 1.80% 7/1/2030	2,020	1,783
Fin. Auth., Single Family Mortgage Bonds (Mortgage-Backed Securities Program), Series 2021-A, 3.00% 1/1/2047	1,775	1,716
Fin. Auth., Single Family Mortgage Bonds (Mortgage-Backed Securities Program), Series 2019-A, 4.00% 7/1/2047	3,015	3,004
Fin. Auth., Single Family Mortgage Bonds (Mortgage-Backed Securities Program), Series 2019-D, 3.50% 1/1/2049	185	182
Fin. Auth., Single Family Mortgage Bonds (Mortgage-Backed Securities Program), Series 2020, 3.25% 7/1/2050	2,675	2,619
Fin. Auth., Solid Waste Fac. Rev. Green Bonds (Gevo NW Iowa RNG, LLC Renewable Natural Gas Project), Series 2021, AMT, 1.50% 1/1/2042 (put 4/1/2024)	5,095	5,062

Limited Term Tax-Exempt Bond Fund of America (continued)

Bonds, notes & other debt instruments (continued)	Principal amount (000)	Value (000)
Iowa (continued)		
PEFA, Inc., Gas Project Rev. Bonds, Series 2019, 5.00% 9/1/2049 (put 9/1/2026)	USD11,560	\$11,853
Student Loan Liquidity Corp., Student Loan Rev. Bonds, Series 2023-B, AMT, 5.00% 12/1/2028	795	841
Student Loan Liquidity Corp., Student Loan Rev. Bonds, Series 2023-B, AMT, 5.00% 12/1/2029	3,250	3,486
Tobacco Settlement Auth., Tobacco Settlement Asset-Backed Bonds, Series 2021-A-2, 5.00% 6/1/2028	1,400	1,498
Tobacco Settlement Auth., Tobacco Settlement Asset-Backed Bonds, Series 2021-A-2, 5.00% 6/1/2031	1,500	1,666
Tobacco Settlement Auth., Tobacco Settlement Asset-Backed Bonds, Series 2021-A-2, 5.00% 6/1/2033	700	776
		<u>36,557</u>
Kansas 0.09%		
Ellis County Unified School Dist. No. 489, G.O. Rev. Ref. and Improvement Bonds, Series 2022-B, Assured Guaranty Municipal insured, 5.00% 9/1/2033	850	983
Ellis County Unified School Dist. No. 489, G.O. Rev. Ref. and Improvement Bonds, Series 2022-B, Assured Guaranty Municipal insured, 5.00% 9/1/2034	355	409
Ellis County Unified School Dist. No. 489, G.O. Rev. Ref. and Improvement Bonds, Series 2022-B, Assured Guaranty Municipal insured, 5.00% 9/1/2035	500	572
Turnpike Auth., Rev. Ref. Bonds, Series 2020-A, 3.00% 9/1/2025	950	950
Turnpike Auth., Turnpike Rev. Ref. Bonds, Series 2020-A, 3.00% 9/1/2027	1,215	1,221
University of Kansas Hospital Auth., Health Facs. and Improvement Rev. Bonds (University of Kansas Health System), Series 2019-B, 5.00% 3/1/2027	1,315	1,397
		<u>5,532</u>
Kentucky 1.02%		
County of Carroll, Environmental Facs. Rev. Bonds, Series 2008-A, 2.00% 2/1/2032	10,710	8,933
Econ. Dev. Fin. Auth., Health System Rev. Bonds (Norton Healthcare, Inc.), Capital Appreciation Bonds, Series 2000-B, National insured, 0% 10/1/2027	5,975	5,197
Housing Corp., Multi Family Housing Rev. Bonds (Beecher Terrace Phase IV Project), Series 2023, 5.00% 9/1/2043 (put 9/1/2026)	3,150	3,243
Housing Corp., Multi Family Housing Rev. Bonds (Cambridge Square Project), Series 2021, 0.30% 8/1/2024 (put 2/1/2024)	2,520	2,520
Housing Corp., Single Family Mortgage Rev. Bonds, Series 2024-A, 6.25% 7/1/2054	2,980	3,341
Louisville/Jefferson Metro County Government, Pollution Control Rev. Bonds, Series 2001-A, 0.90% 9/1/2026	1,000	930
Louisville/Jefferson Metro County Government, Pollution Control Rev. Bonds (Louisville Gas and Electric Co. Project), Series 2003-A, 2.00% 10/1/2033	2,750	2,266
County of Owen, Water Facs. Rev. Ref. Bonds (Kentucky - American Water Co. Project), Series 2019, 2.45% 9/1/2039 (put 10/1/2029)	6,000	5,623
County of Owen, Water Facs. Rev. Ref. Bonds (Kentucky - American Water Co. Project), Series 2020, 3.875% 6/1/2040 (put 9/1/2028)	3,000	3,044
Public Energy Auth., Gas Supply Rev. Bonds, Series 2018-B, 4.00% 1/1/2049 (put 1/1/2025)	1,620	1,622
Public Energy Auth., Gas Supply Rev. Bonds, Series 2019-A-1, 4.00% 12/1/2049 (put 6/1/2025)	6,445	6,456
Public Energy Auth., Gas Supply Rev. Bonds, Series 2022-A-1, 4.00% 8/1/2052 (put 8/1/2030)	7,900	7,916
Public Energy Auth., Gas Supply Rev. Ref. Bonds, Series 2023-A-1, 5.25% 4/1/2054 (put 2/1/2032)	4,200	4,565
County of Trimble, Pollution Control Rev. Ref. Bonds (Louisville Gas and Electric Co. Project), Series 2016-A, AMT, 1.30% 9/1/2044 (put 9/1/2027)	5,500	4,854
Turnpike Auth., Econ. Dev. Road Rev. Ref. Bonds (Revitalization Projects), Series 2022-A, 5.00% 7/1/2031	3,000	3,458
		<u>63,968</u>
Louisiana 1.38%		
Aviation Board, General Airport Rev. Ref. Bonds, Series 2017-D-2, AMT, 5.00% 1/1/2029	1,000	1,040
Parish of East Baton Rouge, Road and Street Improvement Sales Tax Rev. Ref. Bonds, Series 2020, Assured Guaranty Municipal insured, 5.00% 8/1/2028	2,000	2,191
Parish of East Baton Rouge, Sewerage Commission, Multi Modal Rev. Ref. Bonds, Series 2021-A, 1.30% 2/1/2041 (put 2/1/2028)	19,695	17,523
Parish of East Baton Rouge, Sewerage Commission, Rev. Ref. Bonds, Series 2020-A, 5.00% 2/1/2027	1,000	1,067
Parish of East Baton Rouge, Sewerage Commission, Rev. Ref. Bonds, Series 2020-A, 5.00% 2/1/2028	1,000	1,090
Parish of East Baton Rouge, Sewerage Commission, Rev. Ref. Bonds, Series 2020-A, 5.00% 2/1/2029	1,000	1,113
Gasoline and Fuels Tax Rev. Ref. Bonds, Series 2022-A, (USD-SOFR x 0.50 + 0.50%) 4.224% 5/1/2043 (put 5/1/2026) ¹	7,335	7,182
Housing Corp., Single Family Mortgage Rev. Bonds (Home Ownership Program), Series 2020-B, 3.50% 6/1/2050	730	719
Housing Corp., Single Family Mortgage Rev. Bonds (Home Ownership Program), Series 2021-B, 3.00% 12/1/2051	1,020	988
Housing Corp., Single Family Mortgage Rev. Bonds (Home Ownership Program), Series 2022-A, 5.00% 6/1/2052	7,140	7,370

Limited Term Tax-Exempt Bond Fund of America (continued)

Bonds, notes & other debt instruments (continued)	Principal amount (000)	Value (000)
Louisiana (continued)		
Housing Corp., Single Family Mortgage Rev. Bonds (Home Ownership Program), Series 2023-A, 5.75% 6/1/2054	USD7,950	\$ 8,618
Parish of Jefferson, Sales Tax Rev. Ref. Bonds, Series 2019-B, Assured Guaranty Municipal insured, 5.00% 12/1/2027	2,600	2,798
Local Government Environmental Facs. and Community Dev. Auth., Rev. Ref. Bonds (East Baton Rouge Sewerage Commission Projects), Series 2023, 5.00% 2/1/2035	825	947
Local Government Environmental Facs. and Community Dev. Auth., Rev. Ref. Bonds (East Baton Rouge Sewerage Commission Projects), Series 2023, 5.00% 2/1/2036	495	565
Local Government Environmental Facs. and Community Dev. Auth., Rev. Ref. Bonds (Entergy Louisiana, LLC Projects), Series 2021-A, 2.00% 6/1/2030	955	843
Louisiana Stadium and Exposition Dist., Rev. Bonds, Series 2023-A, 5.00% 7/1/2030	830	931
Louisiana Stadium and Exposition Dist., Rev. Bonds, Series 2023-A, 5.00% 7/1/2031	2,300	2,616
Louisiana Stadium and Exposition Dist., Rev. Bonds, Series 2023-A, 5.00% 7/1/2032	2,875	3,316
Louisiana Stadium and Exposition Dist., Rev. Bonds, Series 2023-A, 5.00% 7/1/2033	3,000	3,501
City of New Orleans, Sewerage Service Rev. and Rev. Ref. Bonds, Series 2015, 5.00% 12/1/2040 (preref. 12/1/2025)	3,000	3,113
City of New Orleans, Sewerage Service Rev. and Rev. Ref. Bonds, Series 2015, 5.00% 6/1/2045 (preref. 6/1/2025)	3,660	3,757
City of New Orleans, Sewerage Service Rev. Bonds, Series 2020-B, 5.00% 6/1/2029	1,000	1,098
City of New Orleans, Water Rev. and Rev. Ref. Bonds, Series 2014, 5.00% 12/1/2027	1,000	1,030
City of New Orleans, Water Rev. and Rev. Ref. Bonds, Series 2014, 5.00% 12/1/2028	900	926
Public Facs. Auth., Hospital Rev. Bonds (Louisiana Children's Medical Center Project), Series 2015-A-3, 5.00% 6/1/2045 (put 6/1/2028)	7,325	7,807
Public Facs. Auth., Rev. Bonds (Ochsner Clinic Foundation Project), Series 2020-B, 5.00% 5/15/2050 (put 5/15/2025)	3,055	3,108
Parish of St. John the Baptist, Rev. Ref. Bonds (Marathon Oil Corp. Project), Series 2017-B-1, 2.125% 6/1/2037 (put 7/1/2024)	1,255	1,241
City of Shreveport, Water and Sewer Rev. Bonds, Series 2019-B, Assured Guaranty Municipal insured, 5.00% 12/1/2024	215	218
		<u>86,716</u>
Maine 0.07%		
Fin. Auth., Student Loan Rev. Bonds, Series 2021-A-1, Assured Guaranty Municipal insured, 5.00% 12/1/2026	190	196
Fin. Auth., Student Loan Rev. Bonds, Series 2021-A-1, Assured Guaranty Municipal insured, 5.00% 12/1/2027	210	220
Fin. Auth., Student Loan Rev. Bonds, Series 2021-A-1, Assured Guaranty Municipal insured, 5.00% 12/1/2028	255	270
Fin. Auth., Student Loan Rev. Bonds, Series 2021-A-1, Assured Guaranty Municipal insured, 5.00% 12/1/2029	245	262
Fin. Auth., Student Loan Rev. Bonds, Series 2021-A-1, Assured Guaranty Municipal insured, 5.00% 12/1/2030	150	162
Housing Auth., Mortgage Purchase Bonds, Series 2021-A, 1.85% 11/15/2036	2,750	2,087
Housing Auth., Mortgage Purchase Bonds, Series 2017-A, 4.00% 11/15/2047	115	115
Housing Auth., Mortgage Purchase Bonds, Series 2019-E, 3.75% 11/15/2049	1,030	1,021
Housing Auth., Mortgage Purchase Rev. Ref. Bonds, Series 2015-E-1, AMT, 3.50% 11/15/2035	80	79
		<u>4,412</u>
Maryland 1.35%		
Community Dev. Administration, Dept. of Housing and Community Dev., Housing Rev. Bonds, Series 2019-D, 2.75% 7/1/2034	1,005	901
Community Dev. Administration, Dept. of Housing and Community Dev., Residential Rev. Bonds, Series 2021-C, 1.90% 3/1/2031	1,275	1,093
Community Dev. Administration, Dept. of Housing and Community Dev., Residential Rev. Bonds, Series 2021-C, 1.95% 9/1/2031	1,465	1,251
Community Dev. Administration, Dept. of Housing and Community Dev., Residential Rev. Bonds, Series 2021-C, 2.10% 3/1/2033	1,000	869
Community Dev. Administration, Dept. of Housing and Community Dev., Residential Rev. Bonds, Series 2020-D, 1.95% 9/1/2035	1,000	811
Community Dev. Administration, Dept. of Housing and Community Dev., Residential Rev. Bonds, Series 2014-B, AMT, 3.25% 9/1/2044	40	40
Community Dev. Administration, Dept. of Housing and Community Dev., Residential Rev. Bonds, Series 2014-C, 4.00% 9/1/2044	105	105
Community Dev. Administration, Dept. of Housing and Community Dev., Residential Rev. Bonds, Series 2018-A, 4.50% 9/1/2048	1,260	1,271
Community Dev. Administration, Dept. of Housing and Community Dev., Residential Rev. Bonds, Series 2018-B, AMT, 4.50% 9/1/2048	2,975	2,982

Limited Term Tax-Exempt Bond Fund of America (continued)

Bonds, notes & other debt instruments (continued)	Principal amount (000)	Value (000)
Maryland (continued)		
Community Dev. Administration, Dept. of Housing and Community Dev., Residential Rev. Bonds, Series 2019-C, 3.50% 3/1/2050	USD2,360	\$ 2,324
Community Dev. Administration, Dept. of Housing and Community Dev., Residential Rev. Bonds, Series 2020-A, 3.75% 3/1/2050	1,655	1,640
Community Dev. Administration, Dept. of Housing and Community Dev., Residential Rev. Bonds, Series 2020-D, 3.25% 9/1/2050	7,735	7,574
Community Dev. Administration, Dept. of Housing and Community Dev., Residential Rev. Bonds, Series 2021-A, 3.00% 9/1/2051	10,670	10,361
Community Dev. Administration, Dept. of Housing and Community Dev., Residential Rev. Bonds, Series 2021-C, 3.00% 9/1/2051	14,362	13,889
Community Dev. Administration, Dept. of Housing and Community Dev., Residential Rev. Bonds, Series 2023-D, 5.75% 9/1/2054	4,490	4,815
G.O. Bonds, State and Local Facs. Loan of 2018, Series 2018-A-1, 5.00% 3/15/2030	3,100	3,412
G.O. Bonds, State and Local Facs. Loan of 2018, Series 2018-2, 5.00% 8/1/2031	1,295	1,434
G.O. Bonds, State and Local Facs. Loan of 2019, Series 2019-1, 3.00% 3/15/2034	1,500	1,477
G.O. Bonds, State and Local Facs. Loan of 2020, Series 2020-A-2, 5.00% 8/1/2028	1,000	1,108
City of Gaithersburg, Econ. Dev. Project Rev. and Rev. Ref. Bonds (Asbury Maryland Obligated Group), Series 2018-A, 4.50% 1/1/2025	500	499
County of Montgomery, Consolidated Public Improvement G.O. Rev. Ref. Bonds, Series 2017-C, 5.00% 10/1/2028	4,110	4,462
County of Montgomery, Housing Opportunities Commission, Program Rev. Bonds, Series 2019-A, 4.00% 7/1/2049	2,310	2,304
County of Montgomery, Housing Opportunities Commission, Single Family Housing Rev. Bonds, Series 2017-A, 4.00% 7/1/2048	1,420	1,415
County of Prince George, Certs. of Part. (Behavioral Health Fac. and Capital Equipment), Series 2021, 5.00% 10/1/2024	165	167
County of Prince George, G.O. Public Improvement Bonds, Series 2022-A, 5.00% 7/1/2028	10,000	11,061
Dept. of Transportation, Consolidated Transportation Bonds, Series 2016, 5.00% 11/1/2026	950	964
Dept. of Transportation, Consolidated Transportation Bonds, Series 2021-A, 2.00% 10/1/2034	5,000	4,218
Transportation Auth., Transportation Facs. Projects Rev. Bonds, Series 2020, 5.00% 7/1/2033	1,000	1,141
Washington Suburban Sanitary Dist., Consolidated Public Improvement Bonds, Series 2019, 5.00% 6/1/2030	1,155	1,304
		84,892

Massachusetts 1.06%

Clean Water Trust, Revolving Fund Green Bonds, Series 2024-A, 5.00% 2/1/2032	500	595
Clean Water Trust, Revolving Fund Rev. Ref. Green Bonds, Series 2023, 5.00% 2/1/2034	4,395	5,313
Clean Water Trust, Revolving Fund Rev. Ref. Green Bonds, Series 2023-2B, 5.00% 2/1/2036	430	515
Clean Water Trust, Revolving Fund Rev. Ref. Green Bonds, Series 2023, 5.00% 2/1/2037	325	386
Dev. Fin. Agcy., Rev. Bonds (Loomis Communities Issue), Series 2021, 4.00% 1/1/2031 ²	1,000	1,001
Dev. Fin. Agcy., Rev. Bonds (Mass General Brigham, Inc.), Series 2019-T-1, (SIFMA Municipal Swap Index + 0.60%) 5.15% 7/1/2049 (put 1/29/2026) ^{1,2}	1,875	1,867
Dev. Fin. Agcy., Rev. Bonds (Partners HealthCare System Issue), Series 2017-S-2, 5.00% 7/1/2038 (put 1/30/2025)	5,000	5,087
Dev. Fin. Agcy., Rev. Bonds (UMass Memorial Health Care Obligated Group Issue), Series 2016-I, 5.00% 7/1/2024	2,000	2,011
Dev. Fin. Agcy., Rev. Bonds (UMass Memorial Health Care Obligated Group Issue), Series 2016-I, 5.00% 7/1/2025	1,275	1,298
Dev. Fin. Agcy., Rev. Bonds (UMass Memorial Health Care Obligated Group Issue), Series 2016-I, 5.00% 7/1/2026	1,150	1,187
Dev. Fin. Agcy., Rev. Bonds (UMass Memorial Health Care Obligated Group Issue), Series 2016-I, 5.00% 7/1/2027	1,150	1,189
Dev. Fin. Agcy., Rev. Bonds (Williams College Issue), Series 2011-N, 0.45% 7/1/2041 (put 7/1/2025)	1,300	1,230
Educational Fncg. Auth., Education Loan Rev. Bonds, Series 2023-B, AMT, 5.00% 7/1/2029	2,650	2,827
Educational Fncg. Auth., Education Loan Rev. Bonds, Series 2023-B, AMT, 5.00% 7/1/2032	10,000	10,918
Educational Fncg. Auth., Education Loan Rev. Bonds, Series 2019-B, AMT, 3.00% 7/1/2035	245	243
Educational Fncg. Auth., Education Loan Rev. Bonds, Series 2020-B, AMT, 2.625% 7/1/2036	65	64
Educational Fncg. Auth., Education Loan Rev. Bonds, Series 2021-B, AMT, 2.00% 7/1/2037	1,920	1,677
Educational Fncg. Auth., Education Loan Rev. Bonds, Series 2022-B, AMT, 3.625% 7/1/2038	3,590	3,391
Educational Fncg. Auth., Education Loan Rev. Bonds, Series 2023-B, AMT, 4.25% 7/1/2044	4,705	4,695
Housing Fin. Agcy., Housing Green Bonds, Series 2021-A-2, 0.40% 6/1/2024	700	692
Housing Fin. Agcy., Housing Green Bonds, Series 2021-B-2, 0.75% 6/1/2025	490	464
Housing Fin. Agcy., Single Family Housing Rev. Bonds, Series 181, 4.00% 12/1/2044	170	170
Housing Fin. Agcy., Single Family Housing Rev. Bonds, Series 172, 4.00% 6/1/2045	20	20
Housing Fin. Agcy., Single Family Housing Rev. Bonds, Series 183, 3.50% 12/1/2046	255	253
Housing Fin. Agcy., Single Family Housing Rev. Bonds, Series 223, 3.00% 6/1/2047	5,720	5,550
Housing Fin. Agcy., Single Family Housing Rev. Bonds, Series 190, 4.00% 12/1/2048	3,080	3,070
Housing Fin. Agcy., Single Family Housing Rev. Bonds, Series 224, 5.00% 6/1/2050	1,035	1,069
Housing Fin. Agcy., Single Family Housing Rev. Bonds, Series 215, 4.00% 12/1/2050	2,020	2,016

Limited Term Tax-Exempt Bond Fund of America (continued)

Bonds, notes & other debt instruments (continued)	Principal amount (000)	Value (000)
Massachusetts (continued)		
Housing Fin. Agcy., Single Family Housing Rev. Ref. Bonds, Series 177, AMT, 4.00% 6/1/2039	USD235	\$ 234
Housing Fin. Agcy., Single Family Housing Rev. Ref. Bonds, Series 188, AMT, 4.00% 6/1/2043	1,475	1,465
Massachusetts Bay Transportation Auth., Sales Tax Rev. Bonds, Capital Appreciation Bonds, Series 2016-A, 0% 7/1/2028	1,500	1,276
Port Auth., Rev. Bonds, Series 2017-A, AMT, 5.00% 7/1/2026	2,510	2,601
Water Resources Auth., General Rev. Green Bonds, Series 2007-B, Assured Guaranty Municipal insured, 5.25% 8/1/2035	2,000	2,552
		<u>66,926</u>
Michigan 2.85%		
Fin. Auth., Hospital Rev. and Rev. Ref. Bonds (Trinity Health Credit Group), Series 2017-A, 5.00% 12/1/2025	1,000	1,034
Fin. Auth., Hospital Rev. and Rev. Ref. Bonds (Trinity Health Credit Group), Series 2017-A, 5.00% 12/1/2026	1,000	1,056
Fin. Auth., Hospital Rev. Ref. Bonds (Beaumont - Spectrum Consolidation), Series 2022, 5.00% 4/15/2025	6,250	6,383
Fin. Auth., Hospital Rev. Ref. Bonds (McLaren Health Care), Series 2019-A, 5.00% 2/15/2035	1,020	1,111
Fin. Auth., Local Government Loan Program Rev. Bonds (Detroit Water and Sewerage Dept., Sewage Disposal System Rev. Ref. Local Project Bonds), Series 2015-C, 5.00% 7/1/2027	2,000	2,041
Fin. Auth., Tobacco Settlement Asset-Backed Bonds, Series 2020-A-1, 5.00% 6/1/2026	1,000	1,035
Fin. Auth., Tobacco Settlement Asset-Backed Bonds, Series 2020-A-1, 5.00% 6/1/2029	2,000	2,166
County of Genesee, Water Supply System Limited Tax G.O. Rev. Ref. Bonds, Series 2014, BAM insured, 5.00% 11/1/2024	850	853
Great Lakes Water Auth., Sewage Disposal System Rev. Ref. Bonds, Series 2018-B, 5.00% 7/1/2028	770	843
Great Lakes Water Auth., Water Supply System Rev. Ref. Bonds, Series 2018-A, 5.00% 7/1/2028	1,000	1,092
Housing Dev. Auth., Multi Family Housing Rev. Bonds (800 E. Court Street Village Apartments Project), Series 2023, 5.00% 2/1/2026 (put 2/1/2025)	6,475	6,535
Housing Dev. Auth., Rental Housing Rev. Bonds, Series 2021-A, 0.55% 4/1/2025	1,700	1,627
Housing Dev. Auth., Rental Housing Rev. Bonds, Series 2021-A, 1.80% 10/1/2031	1,000	889
Housing Dev. Auth., Single Family Mortgage Rev. Bonds, Series 2016-A, 4.00% 6/1/2046	135	135
Housing Dev. Auth., Single Family Mortgage Rev. Bonds, Series 2016-B, 3.50% 6/1/2047	4,420	4,378
Housing Dev. Auth., Single Family Mortgage Rev. Bonds, Series 2017-B, 3.50% 6/1/2048	995	985
Housing Dev. Auth., Single Family Mortgage Rev. Bonds, Series 2018-C, 4.25% 6/1/2049	8,560	8,577
Housing Dev. Auth., Single Family Mortgage Rev. Bonds, Series 2019-A, 4.25% 12/1/2049	4,390	4,403
Housing Dev. Auth., Single Family Mortgage Rev. Bonds, Series 2019-B, 3.75% 6/1/2050	2,060	2,039
Housing Dev. Auth., Single Family Mortgage Rev. Bonds, Series 2020-A, 3.50% 12/1/2050	5,175	5,088
Housing Dev. Auth., Single Family Mortgage Rev. Bonds, Series 2021-A, 3.00% 6/1/2052	17,045	16,474
Housing Dev. Auth., Single Family Mortgage Rev. Bonds, Series 2022-A, 5.00% 6/1/2053	18,315	18,953
Housing Dev. Auth., Single Family Mortgage Rev. Bonds, Series 2022-D, 5.50% 6/1/2053	25,620	27,022
Housing Dev. Auth., Single Family Mortgage Rev. Bonds, Series 2023-A, 5.50% 12/1/2053	22,385	24,031
County of Kent, Gerald R. Ford International Airport Auth., Limited Tax G.O. Rev. Bonds, Series 2021, AMT, 5.00% 1/1/2030	500	551
County of Kent, Gerald R. Ford International Airport Auth., Limited Tax G.O. Rev. Bonds, Series 2021, AMT, 5.00% 1/1/2031	750	838
County of Kent, Gerald R. Ford International Airport Auth., Limited Tax G.O. Rev. Bonds, Series 2021, AMT, 5.00% 1/1/2032	745	843
County of Kent, Gerald R. Ford International Airport Auth., Limited Tax G.O. Rev. Bonds, Series 2021, AMT, 5.00% 1/1/2033	1,040	1,177
Board of Trustees of Michigan State University, Rev. Bonds, Series 2019-B, 5.00% 2/15/2030	700	779
Board of Trustees of Michigan State University, Rev. Bonds, Series 2019-B, 5.00% 2/15/2031	2,460	2,742
Board of Trustees of Michigan State University, Rev. Ref. Bonds, Series 2020-A, 5.00% 8/15/2030	950	1,091
Strategic Fund, Exempt Facs. Rev. Bonds (Waste Management, Inc. Project), Series 2001, AMT, 0.58% 8/1/2027 (put 8/1/2024)	3,500	3,437
Strategic Fund, Limited Obligation Rev. Bonds (Consumers Energy Co. Project), Series 2019, AMT, 1.80% 10/1/2049 (put 10/1/2024)	4,290	4,226
Strategic Fund, Limited Obligation Rev. Bonds (I-75 Improvement Project), Series 2018, AMT, 5.00% 12/31/2028	2,575	2,721
Strategic Fund, Limited Obligation Rev. Ref. Bonds (Detroit Edison Co. Exempt Facs. Project), Series 2008-ET-2, 1.35% 8/1/2029	3,000	2,617
Strategic Fund, Limited Obligation Rev. Ref. Bonds (Detroit Edison Co. Pollution Control Bonds Project), Series 1995-CC, 1.45% 9/1/2030	16,780	14,347
Trunk Line Fund Bonds, Series 2021-A, 5.00% 11/15/2031	230	272
County of Wayne, Airport Auth., Airport Rev. Bonds (Detroit Metropolitan Wayne County Airport), Series 2021-B, AMT, 5.00% 12/1/2030	1,075	1,185

Limited Term Tax-Exempt Bond Fund of America (continued)

Bonds, notes & other debt instruments (continued)	Principal amount (000)	Value (000)
Michigan (continued)		
County of Wayne, Airport Auth., Airport Rev. Bonds (Detroit Metropolitan Wayne County Airport), Series 2021-B, AMT, 5.00% 12/1/2031	USD1,135	\$ 1,264
County of Wayne, Airport Auth., Airport Rev. Ref. Bonds (Detroit Metropolitan Wayne County Airport), Series 2015-F, AMT, 5.00% 12/1/2025	1,885	1,928
County of Wayne, Airport Auth., Airport Rev. Ref. Bonds (Detroit Metropolitan Wayne County Airport), Series 2015-F, AMT, 5.00% 12/1/2026	1,000	1,016
		<u>179,784</u>
Minnesota 1.77%		
Becker Independent School Dist. No. 726, G.O. School Building Bonds, Series 2022-A, Capital Appreciation Bonds, 0% 2/1/2034	3,420	2,292
G.O. Bonds, Various Purpose Bonds, Series 2019-A, 5.00% 8/1/2028	3,000	3,325
G.O. Rev. Ref. Bonds, Series 2016-D, 5.00% 8/1/2026	2,500	2,644
Higher Education Supplemental Loan Auth., Rev. Bonds, Series 2020, AMT, 2.65% 11/1/2038	3,930	3,503
Housing Fin. Agcy., Residential Housing Fin. Bonds, Series 2021-D, 1.65% 7/1/2030	1,120	971
Housing Fin. Agcy., Residential Housing Fin. Bonds, Series 2014-B, 4.00% 1/1/2038	125	125
Housing Fin. Agcy., Residential Housing Fin. Bonds, Series 2020-B, 2.625% 1/1/2040	1,925	1,619
Housing Fin. Agcy., Residential Housing Fin. Bonds, Series 2015-A, AMT, 4.00% 1/1/2041	325	324
Housing Fin. Agcy., Residential Housing Fin. Bonds, Series 2014-C, AMT, 4.00% 1/1/2045	450	447
Housing Fin. Agcy., Residential Housing Fin. Bonds, Series 2015-E, AMT, 3.50% 1/1/2046	350	346
Housing Fin. Agcy., Residential Housing Fin. Bonds, Series 2015-B, 3.50% 7/1/2046	1,225	1,213
Housing Fin. Agcy., Residential Housing Fin. Bonds, Series 2016-E, 4.00% 1/1/2047	175	174
Housing Fin. Agcy., Residential Housing Fin. Bonds, Series 2017-B, 4.00% 7/1/2047	1,300	1,296
Housing Fin. Agcy., Residential Housing Fin. Bonds, Series 2017-E, 4.00% 1/1/2048	1,850	1,845
Housing Fin. Agcy., Residential Housing Fin. Bonds, Series 2018-B, 4.00% 7/1/2048	1,495	1,491
Housing Fin. Agcy., Residential Housing Fin. Bonds, Series 2018-E, 4.25% 1/1/2049	7,105	7,124
Housing Fin. Agcy., Residential Housing Fin. Bonds, Series 2019-B, 4.25% 7/1/2049	3,095	3,104
Housing Fin. Agcy., Residential Housing Fin. Bonds, Series 2020-B, 3.50% 7/1/2050	990	975
Housing Fin. Agcy., Residential Housing Fin. Bonds, Series 2020-E, 3.50% 7/1/2050	5,635	5,551
Housing Fin. Agcy., Residential Housing Fin. Bonds, Series 2020-I, 3.00% 1/1/2051	3,015	2,925
Housing Fin. Agcy., Residential Housing Fin. Bonds, Series 2021-B, 3.00% 7/1/2051	3,345	3,236
Housing Fin. Agcy., Residential Housing Fin. Bonds, Series 2021-D, 3.00% 1/1/2052	5,935	5,735
Housing Fin. Agcy., Residential Housing Fin. Bonds, Series 2021-F, 3.00% 7/1/2052	9,860	9,520
Housing Fin. Agcy., Residential Housing Fin. Bonds, Series 2021-H, 3.00% 7/1/2052	12,795	12,375
Housing Fin. Agcy., Residential Housing Fin. Bonds, Series 2022-A, 3.00% 7/1/2052	6,520	6,282
Housing Fin. Agcy., Residential Housing Fin. Bonds, Series 2023-F, 5.75% 7/1/2053	2,855	3,058
City of Minneapolis, Health Care System Rev. Bonds (Allina Health System), Series 2023-A, 5.00% 11/15/2052 (put 11/15/2028)	11,820	12,816
Municipal Gas Agcy., Commodity Supply Rev. Bonds, Series 2022-A, 4.00% 12/1/2052 (put 12/1/2027)	11,845	11,905
City of St. Paul, Metropolitan Airports Commission, Airport Rev. Ref. Bonds, Series 2022-B, AMT, 5.00% 1/1/2025	550	557
City of St. Paul, Metropolitan Airports Commission, Airport Rev. Ref. Bonds, Series 2022-B, AMT, 5.00% 1/1/2026	1,620	1,664
City of St. Paul, Metropolitan Airports Commission, Airport Rev. Ref. Bonds, Series 2022-B, AMT, 5.00% 1/1/2033	1,165	1,299
City of St. Paul, Metropolitan Airports Commission, Airport Rev. Ref. Bonds, Series 2022-B, AMT, 5.00% 1/1/2035	1,350	1,501
		<u>111,242</u>
Mississippi 0.43%		
Business Fin. Corp., Solid Waste Disposal Rev. Bonds (Waste Management, Inc. Project), Series 2004, 0.70% 3/1/2029 (put 9/1/2026)	1,460	1,337
Dev. Bank, Special Obligation Bonds (Municipal Energy Agcy. of Mississippi Power Supply Project), Series 2015-A, Assured Guaranty Municipal insured, 5.00% 3/1/2025	1,245	1,265
Dev. Bank, Special Obligation Bonds (Municipal Energy Agcy. of Mississippi Power Supply Project), Series 2015-A, Assured Guaranty Municipal insured, 5.00% 3/1/2026	1,045	1,081
Gaming Tax Rev. Ref. Bonds, Series 2015-E, 5.00% 10/15/2026	3,425	3,522
Home Corp., Multi Family Housing Rev. Bonds (Forest Park Apartments II, LP Project), Series 2022-4, 3.50% 7/1/2025 (put 7/1/2024)	10,921	10,888
Home Corp., Multi Family Housing Rev. Bonds (Southwest Village Apartments Project), Series 2022-2, 2.00% 2/1/2025 (put 2/1/2024)	2,775	2,775
Home Corp., Single Family Mortgage Rev. Bonds, Series 2017-C, AMT, 4.00% 12/1/2046	570	566
Home Corp., Single Family Mortgage Rev. Bonds, Series 2019-A, 4.00% 12/1/2048	1,565	1,561

Limited Term Tax-Exempt Bond Fund of America (continued)

Bonds, notes & other debt instruments (continued)	Principal amount (000)	Value (000)
Mississippi (continued)		
Home Corp., Single Family Mortgage Rev. Bonds, Series 2020-A, 3.75% 6/1/2049	USD1,795	\$ 1,777
Home Corp., Single Family Mortgage Social Rev. Bonds, Series 2022-A, 3.00% 6/1/2050	635	613
Home Corp., Single Family Mortgage Social Rev. Bonds, Series 2022-C, 5.00% 12/1/2052	1,800	1,858
		<u>27,243</u>
Missouri 0.79%		
Health and Educational Facs. Auth., Health Facs. Rev. Bonds (BJC Health System), Series 2021-B, 5.00% 5/1/2052 (put 5/1/2028)	17,645	18,970
Health and Educational Facs. Auth., Health Facs. Rev. Bonds (Saint Luke's Health System, Inc.), Series 2016, 5.00% 11/15/2025	1,500	1,549
Housing Dev. Commission, Single Family Mortgage Rev. Bonds (First Place Homeownership Loan Program), Series 2016-B, 3.50% 5/1/2041	770	765
Housing Dev. Commission, Single Family Mortgage Rev. Bonds (First Place Homeownership Loan Program), Series 2019-A, 4.25% 5/1/2047	1,025	1,028
Housing Dev. Commission, Single Family Mortgage Rev. Bonds (First Place Homeownership Loan Program), Series 2017-B, 3.25% 9/1/2047	1,471	1,367
Housing Dev. Commission, Single Family Mortgage Rev. Bonds (First Place Homeownership Loan Program), Series 2018-A, 4.25% 5/1/2049	775	777
Housing Dev. Commission, Single Family Mortgage Rev. Bonds (First Place Homeownership Loan Program), Series 2020-A, 3.50% 11/1/2050	3,345	3,294
Housing Dev. Commission, Single Family Mortgage Rev. Bonds (First Place Homeownership Loan Program), Series 2021-A, 3.00% 5/1/2052	2,420	2,341
Housing Dev. Commission, Single Family Mortgage Rev. Bonds (First Place Homeownership Loan Program), Series 2021-B, 3.00% 5/1/2052	5,400	5,231
Housing Dev. Commission, Single Family Mortgage Rev. Bonds (First Place Homeownership Loan Program), Series 2021-C, 3.25% 11/1/2052	3,905	3,800
Housing Dev. Commission, Single Family Mortgage Rev. Bonds (First Place Homeownership Loan Program), Series 2023-A, 5.75% 5/1/2053	3,875	4,122
Housing Dev. Commission, Single Family Mortgage Rev. Bonds (First Place Homeownership Loan Program), Series 2023-E, 6.50% 5/1/2054	3,370	3,823
Housing Dev. Commission, Single Family Mortgage Rev. Bonds (Special Homeownership Loan Program), Series 2015-A, 3.75% 5/1/2038	65	65
Housing Dev. Commission, Single Family Mortgage Rev. Bonds (Special Homeownership Loan Program), Series 2015-B-2, 4.00% 11/1/2045	445	444
City of St. Louis, Airport Rev. Ref. Bonds (Lambert-St. Louis International Airport), Series 2019-C, 5.00% 7/1/2031	1,750	1,949
		<u>49,525</u>
Montana 0.40%		
City of Forsyth, Pollution Control Rev. Ref. Bonds (Northwestern Corp. Colstrip Project), Series 2023, 3.875% 7/1/2028	8,075	8,195
Board of Housing, Multi Family Housing Rev. Bonds (Spruce Grove Apartments Project), Series 2022, 2.75% 5/1/2025 (put 5/1/2024)	5,959	5,933
Board of Housing, Single Family Mortgage Bonds, Series 2015-B-2, AMT, 3.50% 12/1/2042	90	89
Board of Housing, Single Family Mortgage Bonds, Series 2016-A-2, 3.50% 6/1/2044	465	461
Board of Housing, Single Family Mortgage Bonds, Series 2019-A, 4.25% 12/1/2045	2,040	2,044
Board of Housing, Single Family Mortgage Bonds, Series 2020-C, 3.00% 12/1/2050	3,645	3,540
Board of Housing, Single Family Mortgage Bonds, Series 2020-B, 4.00% 12/1/2050	2,465	2,463
Board of Housing, Single Family Mortgage Bonds, Series 2021-A-1, 3.00% 6/1/2051	1,645	1,593
Board of Housing, Single Family Mortgage Bonds, Series 2021-B, 3.00% 12/1/2051	870	844
		<u>25,162</u>
Nebraska 0.49%		
County of Douglas, Hospital Auth. No. 2 (Methodist Health System), Health Facs. Rev. Ref. Bonds, Series 2015, 5.00% 11/1/2026	1,155	1,188
Investment Fin. Auth., Single Family Housing Rev. Bonds, Series 2017-B, AMT, 3.50% 3/1/2040	2,360	2,320
Investment Fin. Auth., Single Family Housing Rev. Bonds, Series 2014-A, 4.00% 9/1/2044	150	150
Investment Fin. Auth., Single Family Housing Rev. Bonds, Series 2015-A, 3.50% 9/1/2045	570	566
Investment Fin. Auth., Single Family Housing Rev. Bonds, Series 2015-C, 3.50% 9/1/2045	680	678
Investment Fin. Auth., Single Family Housing Rev. Bonds, Series 2016-C, 3.50% 9/1/2046	870	861
Investment Fin. Auth., Single Family Housing Rev. Bonds, Series 2018-A, 4.00% 9/1/2048	1,225	1,222

Limited Term Tax-Exempt Bond Fund of America (continued)

Bonds, notes & other debt instruments (continued)	Principal amount (000)	Value (000)
Nebraska (continued)		
Investment Fin. Auth., Single Family Housing Rev. Bonds, Series 2018-C, 4.00% 9/1/2048	USD2,760	\$ 2,753
Investment Fin. Auth., Single Family Housing Rev. Bonds, Series 2019-B, AMT, 4.00% 9/1/2049	2,650	2,628
Investment Fin. Auth., Single Family Housing Rev. Bonds, Series 2020-C, 3.00% 9/1/2050	1,680	1,630
Investment Fin. Auth., Single Family Housing Rev. Bonds, Series 2021-C, 3.00% 9/1/2050	10,085	9,753
Investment Fin. Auth., Single Family Housing Rev. Bonds, Series 2020-A, 3.50% 9/1/2050	2,645	2,604
Public Power Dist., General Rev. Bonds, Series 2023-A, 5.00% 7/1/2028	4,380	4,766
		<u>31,119</u>
Nevada 0.78%		
Clark County School Dist., Limited Tax G.O. Bonds, Series 2016-F, 5.00% 6/15/2026	2,470	2,589
Clark County School Dist., Limited Tax G.O. Building Bonds, Series 2020-A, Assured Guaranty Municipal insured, 5.00% 6/15/2026	1,550	1,627
County of Clark, Airport System Rev. Ref. Bonds (McCarran International Airport), Series 2021-A, 5.00% 7/1/2033	760	880
County of Clark, Las Vegas-McCarran International Airport, Passenger Fac. Charge Rev. Ref. Bonds, Series 2019-E, 5.00% 7/1/2029	770	863
City of Henderson, Local Improvement Dist. No. T-17 (Madeira Canyon), Local Improvement Bonds, Series 2017, 2.25% 9/1/2024	440	435
City of Henderson, Local Improvement Dist. No. T-17 (Madeira Canyon), Local Improvement Bonds, Series 2017, 2.50% 9/1/2025	460	450
Housing Division, Single Family Mortgage Rev. Bonds, Series 2019-A, 4.00% 4/1/2049	1,090	1,087
City of Las Vegas, Redev. Agcy., Tax Increment Rev. Ref. Bonds, Series 2016, 5.00% 6/15/2025	2,185	2,220
City of Las Vegas, Redev. Agcy., Tax Increment Rev. Ref. Bonds, Series 2016, 5.00% 6/15/2027	1,200	1,237
Las Vegas Convention and Visitors Auth., Convention Center Expansion and Renovation Rev. Bonds, Series 2022-B, 5.00% 7/1/2031	6,415	7,367
Las Vegas Convention and Visitors Auth., Convention Center Expansion and Renovation Rev. Bonds, Series 2022-B, 5.00% 7/1/2032	3,000	3,497
Las Vegas Convention and Visitors Auth., Convention Center Expansion and Renovation Rev. Bonds, Series 2022-B, 5.00% 7/1/2035	7,835	9,038
Las Vegas Convention and Visitors Auth., Convention Center Expansion and Renovation Rev. Bonds, Series 2023-A, 5.00% 7/1/2036	1,195	1,393
Las Vegas Valley Water Dist., Limited Tax G.O. Water Rev. Ref. Bonds, Series 2020-A, 5.00% 6/1/2024	595	599
Las Vegas Valley Water Dist., Limited Tax G.O. Water Rev. Ref. Bonds, Series 2020-D, 5.00% 6/1/2027	3,645	3,924
Las Vegas Valley Water Dist., Limited Tax G.O. Water Rev. Ref. Bonds, Series 2016-B, 5.00% 6/1/2031	1,750	1,835
Las Vegas Valley Water Dist., Limited Tax G.O. Water Rev. Ref. Bonds, Series 2021-C, 2.00% 6/1/2034	5,000	4,269
Las Vegas Valley Water Dist., Limited Tax G.O. Water Rev. Ref. Bonds, Series 2016-B, 5.00% 6/1/2034	3,900	4,082
County of Washoe, Reno-Sparks Convention and Visitors Auth., Limited Tax G.O. Rev. Ref. Bonds, Series 2021, 5.00% 7/1/2028	1,500	1,647
		<u>49,039</u>
New Hampshire 0.53%		
Health and Education Facs. Auth., Education Loan Rev. Bonds (New Hampshire Higher Education Loan Corp. Issue), Series 2023-B, AMT, 5.00% 11/1/2043	2,045	2,213
Health and Education Facs. Auth., Rev. Bonds (Elliot Hospital Issue), Series 2016, 5.00% 10/1/2024	1,250	1,261
Health and Education Facs. Auth., Rev. Bonds (Elliot Hospital Issue), Series 2016, 5.00% 10/1/2025	1,250	1,283
Health and Education Facs. Auth., Rev. Bonds (Elliot Hospital Issue), Series 2016, 5.00% 10/1/2026	1,250	1,299
Health and Education Facs. Auth., Rev. Bonds (Elliot Hospital Issue), Series 2016, 5.00% 10/1/2027	1,250	1,296
National Fin. Auth., Municipal Certs., Series 2022-1, Class A, 4.375% 9/20/2036	7,682	7,627
National Fin. Auth., Municipal Certs., Series 2022-2, Class A, 4.00% 10/20/2036	6,711	6,451
National Fin. Auth., Solid Waste Disposal Rev. Ref. Bonds (Waste Management, Inc. Project), Series 2018-A, AMT, (SIFMA Municipal Swap Index + 0.75%) 4.925% 10/1/2033 (put 7/1/2024) ¹	11,975	11,923
		<u>33,353</u>
New Jersey 2.31%		
Econ. Dev. Auth., Rev. Ref. Bonds (Provident Group - Montclair Properties, LLC - Montclair State University Student Housing Project), Series 2017, Assured Guaranty Municipal insured, 5.00% 6/1/2024	1,000	1,006
Econ. Dev. Auth., Rev. Ref. Bonds (Provident Group - Montclair Properties, LLC - Montclair State University Student Housing Project), Series 2017, Assured Guaranty Municipal insured, 5.00% 6/1/2026	1,000	1,044
Econ. Dev. Auth., School Facs. Construction Bonds, Series 2017-DDD, 5.00% 6/15/2026	1,000	1,047
Econ. Dev. Auth., School Facs. Construction Bonds, Series 2021-QQQ, 5.00% 6/15/2029	500	556
Econ. Dev. Auth., School Facs. Construction Bonds, Series 2016-BBB, 5.50% 6/15/2029 (preref. 12/15/2026)	1,030	1,112

Limited Term Tax-Exempt Bond Fund of America (continued)

Bonds, notes & other debt instruments (continued)	Principal amount (000)	Value (000)
New Jersey (continued)		
Econ. Dev. Auth., School Facs. Construction Bonds, Series 2016-AAA, 5.00% 6/15/2036	USD1,000	\$ 1,066
Econ. Dev. Auth., School Facs. Construction Rev. Ref. Bonds, Series 2023-RRR, 5.00% 3/1/2028	7,875	8,558
Econ. Dev. Auth., Water Facs. Rev. Ref. Bonds (American Water Co., Inc. Project), Series 2020-E, AMT, 0.85% 12/1/2025	905	841
Econ. Dev. Auth., Water Facs. Rev. Ref. Bonds (American Water Co., Inc. Project), Series 2020, AMT, 1.10% 11/1/2029 (put 12/1/2027)	1,345	1,187
Econ. Dev. Auth., Water Facs. Rev. Ref. Bonds (American Water Co., Inc. Project), Series 2019-A, AMT, 2.20% 10/1/2039 (put 12/3/2029)	15,730	14,041
Health Care Facs. Fncg. Auth., Rev. Bonds (Atlanticare Health System Obligated Group Issue), Series 2021, 5.00% 7/1/2032	680	772
Health Care Facs. Fncg. Auth., Rev. Bonds (Princeton HealthCare System Issue), Series 2016-A, 5.00% 7/1/2025	1,340	1,376
Health Care Facs. Fncg. Auth., Rev. Bonds (Princeton HealthCare System Issue), Series 2016-A, 5.00% 7/1/2027	1,250	1,313
Health Care Facs. Fncg. Auth., Rev. Ref. Bonds (Hackensack Meridian Health Obligated Group Issue), Series 2017-A, 5.00% 7/1/2027	1,150	1,237
Higher Education Student Assistance Auth., Student Loan Rev. and Rev. Ref. Bonds, Series 2022, AMT, 4.00% 12/1/2041	10,130	9,940
Higher Education Student Assistance Auth., Student Loan Rev. Bonds, Series 2019-B, AMT, 3.25% 12/1/2039	2,290	2,191
Higher Education Student Assistance Auth., Student Loan Rev. Bonds, Series 2020-B, AMT, 3.50% 12/1/2039	5,035	4,866
Higher Education Student Assistance Auth., Student Loan Rev. Ref. Bonds, Series 2021-A, AMT, 5.00% 12/1/2026	335	347
Higher Education Student Assistance Auth., Student Loan Rev. Ref. Bonds, Series 2019-A, 5.00% 12/1/2027	1,000	1,074
Higher Education Student Assistance Auth., Student Loan Rev. Ref. Bonds, Series 2021-A, AMT, 5.00% 12/1/2027	335	351
Higher Education Student Assistance Auth., Student Loan Rev. Ref. Bonds, Series 2020-A, AMT, 3.50% 12/1/2039	1,640	1,573
Higher Education Student Assistance Auth., Student Loan Rev. Ref. Bonds, Series 2021-B, AMT, 2.50% 12/1/2040	7,485	6,923
Higher Education Student Assistance Auth., Student Loan Rev. Ref. Bonds, Series 2023-B, AMT, 4.00% 12/1/2044	15,480	15,341
Housing and Mortgage Fin. Agcy., Single Family Housing Rev. Bonds, Series 2021-H, 1.85% 10/1/2033	1,020	829
Housing and Mortgage Fin. Agcy., Single Family Housing Rev. Bonds, Series 2018-A, 4.50% 10/1/2048	4,315	4,354
Housing and Mortgage Fin. Agcy., Single Family Housing Rev. Bonds, Series 2019-C, 4.75% 10/1/2050	3,695	3,744
Housing and Mortgage Fin. Agcy., Single Family Housing Rev. Bonds, Series 2020-E, 3.50% 4/1/2051	7,455	7,323
Housing and Mortgage Fin. Agcy., Single Family Housing Rev. Bonds, Series 2023-J, 5.50% 4/1/2053	5,660	6,081
Housing and Mortgage Fin. Agcy., Single Family Housing Rev. Bonds, Series 2022-I, 5.00% 10/1/2053	17,380	17,975
South Jersey Transportation Auth., Transportation System Rev. Bonds, Series 2022-A, BAM insured, 5.00% 11/1/2036	500	564
South Jersey Transportation Auth., Transportation System Rev. Bonds, Series 2022-A, BAM insured, 5.00% 11/1/2037	500	558
Tobacco Settlement Fncg. Corp., Tobacco Settlement Bonds, Series 2018-A, 5.00% 6/1/2029	225	242
Transportation Trust Fund Auth., Federal Highway Reimbursement Rev. Ref. Bonds, Series 2018-A, 5.00% 6/15/2028	3,000	3,132
Transportation Trust Fund Auth., Transportation Program Bonds, Series 2022-AA, 5.00% 6/15/2029	7,000	7,787
Transportation Trust Fund Auth., Transportation Program Bonds, Series 2019-BB, 5.00% 6/15/2032	2,000	2,188
Transportation Trust Fund Auth., Transportation Program Bonds, Series 2022-CC, 5.00% 6/15/2033	1,625	1,909
Transportation Trust Fund Auth., Transportation Program Bonds, Series 2022-CC, 5.00% 6/15/2034	1,450	1,695
Transportation Trust Fund Auth., Transportation Program Bonds, Series 2023-BB, 5.00% 6/15/2037	1,805	2,093
Transportation Trust Fund Auth., Transportation System Bonds, Series 2019-A, 5.00% 12/15/2028	2,750	3,031
Turnpike Auth., Turnpike Rev. Bonds, Series 2014-A, 5.00% 1/1/2028	1,400	1,407
Turnpike Auth., Turnpike Rev. Bonds, Series 2020-D, 5.00% 1/1/2028	2,380	2,496
		145,170
New Mexico 1.09%		
Albuquerque Municipal School Dist. No. 12, G.O. School Bonds, Series 2021-A, 5.00% 8/1/2025	400	412
Albuquerque Municipal School Dist. No. 12, G.O. School Bonds, Series 2021-A, 5.00% 8/1/2026	275	290
Albuquerque Municipal School Dist. No. 12, G.O. School Bonds, Series 2021-A, 5.00% 8/1/2027	400	431
Albuquerque Municipal School Dist. No. 12, G.O. School Bonds, Series 2021-A, 5.00% 8/1/2028	375	413
Educational Assistance Foundation, Education Loan Bonds, Series 2021-1-A, AMT, 2.05% 9/1/2051	12,190	10,901
City of Farmington, Pollution Control Rev. Ref. Bonds (Public Service Co. of San Juan and Four Corners Projects), Series 2016-A, 2.15% 4/1/2033	2,100	1,728
City of Farmington, Pollution Control Rev. Ref. Bonds (Public Service Co. of San Juan Project), Series 2010-E, 1.15% 6/1/2040 (put 6/1/2024)	19,130	18,907
Hospital Equipment Loan Council, Hospital System Rev. Bonds (Presbyterian Healthcare Services), Series 2019-A, 5.00% 8/1/2029	1,195	1,330
Hospital Equipment Loan Council, Hospital System Rev. Bonds (Presbyterian Healthcare Services), Series 2019-A, 5.00% 8/1/2030	1,110	1,218
Mortgage Fin. Auth., Single Family Mortgage Program Bonds, Series 2016-A-2, Class I, AMT, 3.50% 3/1/2046	1,095	1,077

Limited Term Tax-Exempt Bond Fund of America (continued)

Bonds, notes & other debt instruments (continued)

	Principal amount (000)	Value (000)
New Mexico (continued)		
Mortgage Fin. Auth., Single Family Mortgage Program Bonds, Series 2017-B-2, Class I, AMT, 3.75% 3/1/2048	USD605	\$ 597
Mortgage Fin. Auth., Single Family Mortgage Program Bonds, Series 2018-B-1, Class I, 4.00% 1/1/2049	465	463
Mortgage Fin. Auth., Single Family Mortgage Program Bonds, Series 2018-C, Class I, 4.00% 1/1/2049	765	763
Mortgage Fin. Auth., Single Family Mortgage Program Bonds, Series 2019-A-1, Class I, 4.25% 1/1/2050	5,565	5,579
Mortgage Fin. Auth., Single Family Mortgage Program Bonds, Series 2019-C-1, Class I, 4.00% 7/1/2050	2,110	2,105
Mortgage Fin. Auth., Single Family Mortgage Program Bonds, Series 2020-B, Class I, 3.00% 1/1/2051	3,300	3,196
Mortgage Fin. Auth., Single Family Mortgage Program Bonds, Series 2021-A, Class I, 3.00% 1/1/2052	6,010	5,806
Mortgage Fin. Auth., Single Family Mortgage Program Bonds, Series 2023-C, Class I, 5.75% 3/1/2054	4,255	4,596
Municipal Energy Acquisition Auth., Gas Supply Rev. Ref. and Acquisition Bonds, Series 2019, 5.00% 11/1/2039 (put 5/1/2025)	8,430	8,554
		<u>68,366</u>
New York 6.78%		
Build NYC Resource Corp., Rev. Ref. Bonds (Ethical Culture Fieldston School Project), Series 2015, 5.00% 6/1/2024	395	397
Dormitory Auth., State Personal Income Tax Rev. Bonds (General Purpose), Series 2022-A, 5.00% 3/15/2028	1,500	1,650
Dormitory Auth., State Personal Income Tax Rev. Bonds (General Purpose), Series 2017-B, 5.00% 2/15/2030	6,555	7,072
Dormitory Auth., State Personal Income Tax Rev. Bonds (General Purpose), Series 2020-D, 5.00% 2/15/2030	3,640	4,156
Dormitory Auth., State Personal Income Tax Rev. Bonds (General Purpose), Series 2018-A, 5.00% 3/15/2030	7,300	8,057
Dormitory Auth., State Personal Income Tax Rev. Bonds (General Purpose), Series 2020-A, 5.00% 3/15/2032	1,375	1,582
Dormitory Auth., State Sales Tax Rev. Bonds, Series 2018-C, 5.00% 3/15/2024 (escrowed to maturity)	3,625	3,633
Dormitory Auth., State Sales Tax Rev. Bonds, Series 2016-A, 5.00% 3/15/2028	1,740	1,843
Dormitory Auth., State Sales Tax Rev. Bonds, Series 2018-A, 5.00% 3/15/2033	1,405	1,527
Dormitory Auth., State Sales Tax Rev. Bonds, Series 2023-A-1, 5.00% 3/15/2036	12,000	14,224
Dormitory Auth., State Sales Tax Rev. Bonds, Series 2014-A, 5.00% 3/15/2038	1,000	1,001
Energy Research and Dev. Auth., Pollution Control Rev. Bonds (New York State Electric & Gas Corp. Project), Series 2004-C, 4.00% 4/1/2034	1,340	1,381
Environmental Facs. Corp., Revolving Funds Rev. Green Bonds (2010 Master Fncg. Program), Series 2022-B, 5.00% 9/15/2033	425	511
Environmental Facs. Corp., Revolving Funds Rev. Green Bonds (2010 Master Fncg. Program), Series 2022-B, 5.00% 9/15/2034	250	300
Housing Fin. Agcy., Affordable Housing Rev. Green Bonds, Series 2019-I, 1.75% 5/1/2024	530	527
Housing Fin. Agcy., Affordable Housing Rev. Green Bonds, Series 2020-K, 0.70% 11/1/2024	6,415	6,212
Housing Fin. Agcy., Affordable Housing Rev. Green Bonds, Series 2020-E, 0.85% 11/1/2024	970	941
Housing Fin. Agcy., Affordable Housing Rev. Green Bonds, Series 2020-E, 0.95% 5/1/2025	2,000	1,910
Housing Fin. Agcy., Affordable Housing Rev. Green Bonds, Series 2020-L-2, 0.75% 11/1/2025	21,420	20,050
Housing Fin. Agcy., Affordable Housing Rev. Green Bonds, Series 2020-M-2, 0.75% 11/1/2025	4,355	4,075
Housing Fin. Agcy., Affordable Housing Rev. Green Bonds, Series 2020-E, 1.10% 5/1/2026	2,250	2,107
Housing Fin. Agcy., Affordable Housing Rev. Green Bonds, Series 2020-L-1, 1.45% 5/1/2029	1,560	1,364
Housing Fin. Agcy., Affordable Housing Rev. Green Bonds, Series 2021-D-2, 0.65% 11/1/2056 (put 11/1/2025)	5,360	5,006
Housing Fin. Agcy., Affordable Housing Rev. Green Bonds, Series 2021-E-2, 0.65% 11/1/2056 (put 11/1/2025)	3,225	3,012
Housing Fin. Agcy., Affordable Housing Rev. Green Bonds, Series 2021-I-2, 0.70% 11/1/2056 (put 11/1/2025)	3,795	3,549
Housing Fin. Agcy., Affordable Housing Rev. Green Bonds, Series 2021-K-2, 1.00% 11/1/2061 (put 11/1/2026)	2,245	2,070
Housing Fin. Agcy., Affordable Housing Rev. Green Bonds, Series 2021-J-2, 1.10% 11/1/2061 (put 5/1/2027)	20,915	18,978
Housing Fin. Agcy., Affordable Housing Rev. Green Bonds, Series 2023-A-2, 3.60% 11/1/2062 (put 5/1/2027)	13,640	13,674
Housing Fin. Agcy., Affordable Housing Rev. Green Bonds, Series 2023-A-2, 3.75% 11/1/2062 (put 11/1/2029)	15,000	15,070
Housing Fin. Agcy., Affordable Housing Rev. Ref. Bonds, Series 2020-H, 1.75% 5/1/2030	1,685	1,443
Liberty Dev. Corp., Liberty Rev. Ref. Green Bonds (4 World Trade Center Project), Series 2021-A, 1.45% 11/15/2029	1,650	1,452
Liberty Dev. Corp., Liberty Rev. Ref. Green Bonds (4 World Trade Center Project), Series 2021-A, 1.70% 11/15/2030	4,000	3,532
Liberty Dev. Corp., Liberty Rev. Ref. Green Bonds (4 World Trade Center Project), Series 2021-A, 1.90% 11/15/2031	2,000	1,763
Metropolitan Transportation Auth., Transportation Rev. Bonds, Series 2015-A-1, 5.00% 11/15/2027	3,150	3,210
Metropolitan Transportation Auth., Transportation Rev. Bonds, Series 2015-A-2, 5.00% 11/15/2045 (put 5/15/2030)	20,100	21,726
Metropolitan Transportation Auth., Transportation Rev. Ref. Bonds, Series 2016-B, 5.00% 11/15/2024	1,165	1,181
Metropolitan Transportation Auth., Transportation Rev. Ref. Bonds, Series 2015-F, 5.00% 11/15/2027	2,815	2,893
Metropolitan Transportation Auth., Transportation Rev. Ref. Bonds, Series 2002-D-2-A-1, Assured Guaranty Municipal insured, (USD-SOFR x 0.67 + 0.55%) 4.107% 11/1/2032 (put 4/1/2024) ¹	5,000	5,000
Metropolitan Transportation Auth., Transportation Rev. Ref. Bonds, Series 2002-D-2-B, Assured Guaranty Municipal insured, (USD-SOFR x 0.67 + 0.55%) 4.107% 11/1/2032 (put 4/1/2024) ¹	4,025	4,025

Limited Term Tax-Exempt Bond Fund of America (continued)

Bonds, notes & other debt instruments (continued)

	Principal amount (000)	Value (000)
New York (continued)		
Metropolitan Transportation Auth., Transportation Rev. Ref. Bonds, Series 2002-D-2-A-2, Assured Guaranty Municipal insured, (USD-SOFR x 0.67 + 0.80%) 4.357% 11/1/2032 (put 4/1/2026) ¹	USD3,990	\$ 3,966
Metropolitan Transportation Auth., Transportation Rev. Ref. Green Bonds, Series 2017-C-1, 5.00% 11/15/2025	2,250	2,326
Metropolitan Transportation Auth., Transportation Rev. Ref. Green Bonds, Series 2018-B, 5.00% 11/15/2025	1,700	1,758
Metropolitan Transportation Auth., Transportation Rev. Ref. Green Bonds, Series 2017-C-1, 5.00% 11/15/2027	535	574
Metropolitan Transportation Auth., Transportation Rev. Ref. Green Bonds, Series 2017-B, 5.00% 11/15/2028	1,185	1,293
Metropolitan Transportation Auth., Transportation Rev. Ref. Green Bonds, Series 2017-C-1, 5.00% 11/15/2029	1,945	2,102
Metropolitan Transportation Auth., Transportation Rev. Ref. Green Bonds, Series 2020-E, 5.00% 11/15/2032	1,050	1,178
County of Monroe, Industrial Dev. Agcy., Multi Family Housing Rev. Bonds (Andrews Terrace Community Partners, L.P. Project), Series 2023-B-2, 5.00% 7/1/2028 (put 7/1/2027)	2,300	2,381
Mortgage Agcy., Homeowner Mortgage Rev. Bonds, Series 235, AMT, 0.65% 4/1/2024	715	710
Mortgage Agcy., Homeowner Mortgage Rev. Bonds, Series 235, AMT, 0.75% 10/1/2024	825	804
Mortgage Agcy., Homeowner Mortgage Rev. Bonds, Series 223, 2.25% 4/1/2030	1,320	1,192
Mortgage Agcy., Homeowner Mortgage Rev. Bonds, Series 223, 2.30% 10/1/2030	1,110	1,003
Mortgage Agcy., Homeowner Mortgage Rev. Bonds, Series 52, AMT, 3.50% 10/1/2030	275	273
Mortgage Agcy., Homeowner Mortgage Rev. Bonds, Series 225, 2.00% 10/1/2035	1,675	1,353
Mortgage Agcy., Homeowner Mortgage Rev. Bonds, Series 206, AMT, 4.00% 10/1/2037	780	774
Mortgage Agcy., Homeowner Mortgage Rev. Bonds, Series 197, 3.50% 10/1/2044	2,495	2,474
Mortgage Agcy., Homeowner Mortgage Rev. Bonds, Series 233, 3.00% 10/1/2045	11,900	11,521
Mortgage Agcy., Homeowner Mortgage Rev. Bonds, Series 200, 3.50% 10/1/2045	820	815
Mortgage Agcy., Homeowner Mortgage Rev. Bonds, Series 195, 4.00% 10/1/2046	605	603
Mortgage Agcy., Homeowner Mortgage Rev. Bonds, Series 203, 3.50% 10/1/2047	2,045	2,025
Mortgage Agcy., Homeowner Mortgage Rev. Bonds, Series 213, 4.25% 10/1/2047	995	996
Mortgage Agcy., Homeowner Mortgage Rev. Bonds, Series 217, 4.00% 10/1/2049	955	953
Mortgage Agcy., Homeowner Mortgage Rev. Bonds, Series 242, 3.50% 10/1/2052	3,485	3,419
New York City G.O. Bonds, Series 2015-C, 5.00% 8/1/2028	1,000	1,019
New York City G.O. Bonds, Series 2017-C, 5.00% 8/1/2028	4,300	4,581
New York City G.O. Bonds, Series 2020-B-1, 5.00% 10/1/2028	1,400	1,551
New York City G.O. Bonds, Series 2016-C, 5.00% 8/1/2029	1,000	1,040
New York City G.O. Bonds, Series 2023-F-1, 5.00% 8/1/2029	1,110	1,253
New York City G.O. Bonds, Series 2024-A, 5.00% 8/1/2029	2,845	3,210
New York City G.O. Bonds, Series 2008-L-6, 5.00% 4/1/2030	2,000	2,241
New York City G.O. Bonds, Series 2019-E, 5.00% 8/1/2030	2,150	2,401
New York City G.O. Bonds, Series 2020-C-1, 5.00% 8/1/2030	7,815	8,988
New York City G.O. Bonds, Series 2021-1, 5.00% 8/1/2030	4,310	4,957
New York City G.O. Bonds, Series 2022-B, 5.00% 8/1/2031	1,200	1,404
New York City G.O. Bonds, Series 2021-A-1, 5.00% 8/1/2032	4,435	5,186
New York City G.O. Bonds, Series 2019-E, 5.00% 8/1/2033	1,000	1,111
New York City G.O. Bonds, Series 2022-B-1, 5.00% 10/1/2033	1,000	1,192
New York City G.O. Bonds, Series 2023-F-1, 5.00% 8/1/2034	2,000	2,412
New York City G.O. Bonds, Series 2023-F-1, 5.00% 8/1/2035	1,000	1,193
New York City G.O. Bonds, Series 2024-A, 5.00% 8/1/2035	4,370	5,213
New York City Health and Hospitals Corp., Health System Bonds, Series 2020-A, 5.00% 2/15/2024	375	375
New York City Health and Hospitals Corp., Health System Bonds, Series 2020-A, 5.00% 2/15/2027	2,675	2,855
New York City Housing Dev. Corp., Multi Family Housing Rev. Bonds (8 Spruce Street), Series 2014-E, 3.50% 2/15/2048	320	318
New York City Housing Dev. Corp., Multi Family Housing Rev. Bonds (Sustainable Dev. Bonds), Series 2022-A, 2.75% 11/1/2033	2,250	2,056
New York City Housing Dev. Corp., Multi Family Housing Rev. Bonds (Sustainable Dev. Bonds), Series 2020-D-2, 0.70% 5/1/2060 (put 11/1/2024)	1,450	1,408
New York City Housing Dev. Corp., Multi Family Housing Rev. Bonds (Sustainable Dev. Bonds), Series 2020-A-3, 1.125% 5/1/2060 (put 11/1/2024)	1,615	1,580
New York City Housing Dev. Corp., Multi Family Housing Rev. Bonds (Sustainable Dev. Bonds), Series 2021-C-2, 0.70% 11/1/2060 (put 7/1/2025)	4,560	4,329
New York City Housing Dev. Corp., Multi Family Housing Rev. Bonds (Sustainable Neighborhood Bonds), Series 2019-G-1-A, 2.25% 11/1/2031	1,150	1,045
New York City Housing Dev. Corp., Multi Family Housing Rev. Bonds (Sustainable Neighborhood Bonds), Series 2020-I-2, 0.70% 11/1/2060 (put 5/1/2025)	14,905	14,242
New York City Housing Dev. Corp., Multi Family Housing Rev. Green Bonds (Sustainable Dev. Bonds), Series 2020-A-1-B, 2.10% 5/1/2032	1,055	943
New York City Housing Dev. Corp., Multi Family Housing Rev. Green Bonds (Sustainable Dev. Bonds), Series 2022-A, 2.80% 11/1/2034	2,520	2,293

Limited Term Tax-Exempt Bond Fund of America (continued)

Bonds, notes & other debt instruments (continued)	Principal amount (000)	Value (000)
New York (continued)		
New York City Housing Dev. Corp., Multi Family Housing Rev. Green Bonds (Sustainable Dev. Bonds), Series 2021-C-1, 2.10% 11/1/2036	USD1,340	\$ 1,054
New York City Housing Dev. Corp., Multi Family Housing Rev. Green Bonds (Sustainable Dev. Bonds), Series 2021-F-2, 0.60% 5/1/2061 (put 7/1/2025)	9,230	8,764
New York City Housing Dev. Corp., Multi Family Housing Rev. Green Bonds (Sustainable Dev. Bonds), Series 2023-E-2, 3.80% 11/1/2063	2,620	2,634
New York City Industrial Dev. Agcy., PILOT Rev. Ref. Bonds (Queens Baseball Stadium Project), Series 2021-A, Assured Guaranty Municipal insured, 5.00% 1/1/2025	1,000	1,016
New York City Municipal Water Fin. Auth., Water and Sewer System Second General Resolution Rev. Bonds, Series 2021-DD, 5.00% 6/15/2029	465	526
New York City Municipal Water Fin. Auth., Water and Sewer System Second General Resolution Rev. Bonds, Series 2023-DD, 5.00% 6/15/2034	3,080	3,723
New York City Municipal Water Fin. Auth., Water and Sewer System Second General Resolution Rev. Bonds, Series 2022-CC-2, 5.00% 6/15/2035	4,520	5,304
New York City Transitional Fin. Auth., Future Tax Secured Bonds, Series 2018-1, 5.00% 11/1/2025	420	436
New York City Transitional Fin. Auth., Future Tax Secured Bonds, Series 2022-B-1, 5.00% 8/1/2027	3,195	3,457
New York City Transitional Fin. Auth., Future Tax Secured Bonds, Series 2015-C, 5.00% 11/1/2027	1,375	1,408
New York City Transitional Fin. Auth., Future Tax Secured Bonds, Series 2017-C, 5.00% 11/1/2028	1,000	1,070
New York City Transitional Fin. Auth., Future Tax Secured Bonds, Series 2020-C-1, 5.00% 5/1/2031	760	879
New York City Transitional Fin. Auth., Future Tax Secured Bonds, Series 2024-D, 5.00% 11/1/2034	4,315	5,278
New York City Transitional Fin. Auth., Future Tax Secured Bonds, Series 2022-A-1, 5.00% 8/1/2035	1,200	1,417
New York City Transitional Fin. Auth., Future Tax Secured Bonds, Series 2024-B, 5.00% 5/1/2036	7,690	9,192
New York City Transitional Fin. Auth., Future Tax Secured Bonds, Series 2022-B, 4.00% 8/1/2037	4,000	4,183
Port Auth., Consolidated Bonds, Series 195, AMT, 5.00% 10/1/2025	1,540	1,583
Port Auth., Consolidated Bonds, Series 221, AMT, 5.00% 7/15/2028	1,000	1,071
Port Auth., Consolidated Bonds, Series 207, AMT, 5.00% 9/15/2028	10,000	10,654
Port Auth., Consolidated Bonds, Series 226, AMT, 5.00% 10/15/2028	1,725	1,856
Port Auth., Consolidated Bonds, Series 227, AMT, 2.00% 10/1/2031	1,505	1,294
Port Auth., Consolidated Bonds, Series 238, AMT, 5.00% 7/15/2036	2,350	2,645
Power Auth., Rev. Bonds (Green Transmission Project), Series 2022-A, Assured Guaranty Municipal insured, 5.00% 11/15/2034	865	1,017
Suffolk County Econ. Dev. Corp., Rev. Ref. Bonds (Peconic Landing at Southold, Inc. Project), Series 2010, 3.125% 12/1/2025	150	147
Transportation Dev. Corp., Special Fac. Rev. Bonds (Terminal Four John F. Kennedy International Airport Project), Series 2020-A, AMT, 5.00% 12/1/2024	2,690	2,709
Transportation Dev. Corp., Special Fac. Rev. Bonds (Terminal Four John F. Kennedy International Airport Project), Series 2020-C, 5.00% 12/1/2026	1,000	1,048
Transportation Dev. Corp., Special Fac. Rev. Bonds (Terminal Four John F. Kennedy International Airport Project), Series 2020-C, 5.00% 12/1/2027	1,340	1,430
Transportation Dev. Corp., Special Fac. Rev. Bonds (Terminal Four John F. Kennedy International Airport Project), Series 2020-C, 5.00% 12/1/2029	810	888
Transportation Dev. Corp., Special Fac. Rev. Bonds (Terminal Four John F. Kennedy International Airport Project), Series 2022, AMT, 5.00% 12/1/2032	6,950	7,686
Transportation Dev. Corp., Special Fac. Rev. Bonds (Terminal Four John F. Kennedy International Airport Project), Series 2020-A, AMT, 5.00% 12/1/2035	550	588
Transportation Dev. Corp., Special Facs. Bonds (LaGuardia Airport Terminal B Redev. Project), Series 2016-A, AMT, 4.00% 7/1/2033	4,000	3,915
Triborough Bridge and Tunnel Auth., Payroll Mobility Tax Rev. Ref. Green Bonds (MTA Bridges and Tunnels), Series 2023-A, 5.00% 11/15/2034	450	542
City of Troy Capital Resource Corp., Rev. Ref. Bonds (Rensselaer Polytechnic Institute Project), Series 2020-A, 5.00% 9/1/2030	1,375	1,528
Urban Dev. Corp., State Personal Income Tax Rev. Bonds (General Purpose), Series 2016-A, 5.00% 3/15/2028	4,520	4,732
Urban Dev. Corp., State Personal Income Tax Rev. Bonds (General Purpose), Series 2014-A, 5.00% 3/15/2029	1,500	1,503
Urban Dev. Corp., State Personal Income Tax Rev. Bonds (General Purpose), Series 2020-A, 5.00% 3/15/2029	1,750	1,962
Urban Dev. Corp., State Personal Income Tax Rev. Bonds (General Purpose), Series 2016-A, 5.00% 3/15/2030	2,250	2,342
Urban Dev. Corp., State Personal Income Tax Rev. Bonds (General Purpose), Series 2020-C, 5.00% 3/15/2031	1,000	1,155
Urban Dev. Corp., State Personal Income Tax Rev. Bonds (General Purpose), Series 2020-E, 4.00% 3/15/2038	2,915	3,019
Utility Debt Securitization Auth., Restructuring Bonds, Series 2023-TE-1, 5.00% 12/15/2031	3,785	4,326
		426,974

Limited Term Tax-Exempt Bond Fund of America (continued)

Bonds, notes & other debt instruments (continued)	Principal amount (000)	Value (000)
North Carolina 1.03%		
Educational Assistance Auth., Student Loan Rev. Bonds, Series 2023-A, AMT, 5.00% 6/1/2043	USD1,800	\$ 1,851
G.O. Public Improvement Bonds (Connect NC), Series 2019-B, 2.00% 6/1/2033	2,500	2,174
Housing Fin. Agcy., Home Ownership Rev. and Rev. Ref. Bonds (1998 Trust Agreement), Series 45, 3.00% 7/1/2051	3,095	2,998
Housing Fin. Agcy., Home Ownership Rev. Bonds, Series 40, 4.25% 7/1/2047	415	415
Housing Fin. Agcy., Home Ownership Rev. Bonds, Series 41, 4.00% 1/1/2050	1,475	1,471
Housing Fin. Agcy., Home Ownership Rev. Bonds, Series 47, 3.00% 7/1/2051	12,140	11,735
Housing Fin. Agcy., Home Ownership Rev. Bonds, Series 50, 5.50% 1/1/2054	10,820	11,623
Housing Fin. Agcy., Home Ownership Rev. Bonds (1998 Trust Agreement), Series 49, 6.00% 7/1/2053	6,270	6,712
Housing Fin. Agcy., Home Ownership Rev. Bonds (1998 Trust Agreement), Series 53-A, 6.25% 1/1/2055	6,895	7,614
Housing Fin. Agcy., Home Ownership Rev. Ref. Bonds, Series 37-A, AMT, 3.50% 7/1/2039	1,075	1,064
Housing Fin. Agcy., Home Ownership Rev. Ref. Bonds, Series 38-B, 4.00% 7/1/2047	810	807
Housing Fin. Agcy., Home Ownership Rev. Ref. Bonds, Series 39-B, 4.00% 7/1/2048	1,090	1,087
Housing Fin. Agcy., Home Ownership Rev. Ref. Bonds, Series 42, 4.00% 1/1/2050	1,045	1,042
Housing Fin. Agcy., Home Ownership Rev. Ref. Bonds, Series 44, 4.00% 7/1/2050	6,625	6,606
Housing Fin. Agcy., Home Ownership Rev. Ref. Bonds, Series 46-A, 3.00% 7/1/2051	2,560	2,475
Raleigh-Durham Airport Auth., Airport Rev. Ref. Bonds, Series 2020-A, AMT, 5.00% 5/1/2029	1,500	1,629
Raleigh-Durham Airport Auth., Airport Rev. Ref. Bonds, Series 2017-A, AMT, 5.00% 5/1/2030	1,000	1,048
Raleigh-Durham Airport Auth., Airport Rev. Ref. Bonds, Series 2017-A, AMT, 5.00% 5/1/2031	1,000	1,048
Raleigh-Durham Airport Auth., Airport Rev. Ref. Bonds, Series 2020-A, AMT, 5.00% 5/1/2031	1,370	1,507
		<u>64,906</u>
North Dakota 0.66%		
County of Cass, Joint Water Resource Dist., Temporary Rev. Ref. Improvement Bonds, Series 2021-A, 0.48% 5/1/2024	9,005	8,921
Housing Fin. Agcy., Housing Fin. Program Bonds (Home Mortgage Fin. Program), Series 2015-B, 4.00% 1/1/2036	50	50
Housing Fin. Agcy., Housing Fin. Program Bonds (Home Mortgage Fin. Program), Series 2015-A, 4.00% 1/1/2038	60	60
Housing Fin. Agcy., Housing Fin. Program Bonds (Home Mortgage Fin. Program), Series 2019-F, (SIFMA Municipal Swap Index + 0.20%) 4.75% 1/1/2043 (put 7/1/2024) ¹	2,225	2,225
Housing Fin. Agcy., Housing Fin. Program Bonds (Home Mortgage Fin. Program), Series 2015-D, 4.00% 7/1/2046	696	695
Housing Fin. Agcy., Housing Fin. Program Bonds (Home Mortgage Fin. Program), Series 2016-B, AMT, 4.00% 1/1/2047	705	700
Housing Fin. Agcy., Housing Fin. Program Bonds (Home Mortgage Fin. Program), Series 2017-D, 4.00% 1/1/2048	3,745	3,733
Housing Fin. Agcy., Housing Fin. Program Bonds (Home Mortgage Fin. Program), Series 2017-F, 4.00% 7/1/2048	315	314
Housing Fin. Agcy., Housing Fin. Program Bonds (Home Mortgage Fin. Program), Series 2018-D, 4.25% 1/1/2049	1,400	1,401
Housing Fin. Agcy., Housing Fin. Program Bonds (Home Mortgage Fin. Program), Series 2019-A, 4.25% 7/1/2049	1,090	1,092
Housing Fin. Agcy., Housing Fin. Program Bonds (Home Mortgage Fin. Program), Series 2019-F, 3.75% 7/1/2050	970	961
Housing Fin. Agcy., Housing Fin. Program Bonds (Home Mortgage Fin. Program), Series 2020-B, 3.00% 7/1/2051	2,120	2,056
Housing Fin. Agcy., Housing Fin. Program Bonds (Home Mortgage Fin. Program), Series 2021-A, 3.00% 1/1/2052	4,345	4,209
Housing Fin. Agcy., Housing Fin. Program Bonds (Home Mortgage Fin. Program), Series 2021-B, 3.00% 7/1/2052	8,145	7,830
Housing Fin. Agcy., Housing Fin. Program Bonds (Home Mortgage Fin. Program), Series 2023-A, 5.75% 7/1/2053	3,245	3,452
Housing Fin. Agcy., Housing Fin. Program Bonds (Home Mortgage Fin. Program), Series 2023-D, 5.75% 1/1/2054	3,340	3,581
		<u>41,280</u>
Ohio 2.08%		
Air Quality Dev. Auth., Air Quality Dev. Rev. Ref. Bonds (Duke Energy Corp. Project), Series 2022-B, AMT, 4.25% 11/1/2039 (put 6/1/2027)	9,705	9,808
Air Quality Dev. Auth., Air Quality Rev. Bonds (Ohio Valley Electric Corp. Project), Series 2009-B, 1.375% 2/1/2026 (put 11/1/2024)	2,650	2,566
Air Quality Dev. Auth., Air Quality Rev. Bonds (Ohio Valley Electric Corp. Project), Series 2009-C, 1.50% 2/1/2026 (put 11/4/2025)	655	609
Air Quality Dev. Auth., Air Quality Rev. Bonds (Ohio Valley Electric Corp. Project), Series 2009-A, 2.875% 2/1/2026	1,000	964
Air Quality Dev. Auth., Air Quality Rev. Ref. Bonds (American Electric Co. Project), Series 2005-C, AMT, 2.10% 4/1/2028 (put 10/1/2024)	7,935	7,760
Air Quality Dev. Auth., Air Quality Rev. Ref. Bonds (American Electric Co. Project), Series 2005-A, AMT, 2.10% 1/1/2029 (put 10/1/2024)	15,000	14,669
Air Quality Dev. Auth., Air Quality Rev. Ref. Bonds (Ohio Valley Electric Corp. Project), Series 2019-A, 3.25% 9/1/2029	1,000	961
Akron, Bath and Copley Joint Township Hospital Dist., Hospital Facs. Rev. Ref. Bonds (Summa Health Obligated Group), Series 2020, 5.00% 11/15/2028	680	723

Limited Term Tax-Exempt Bond Fund of America (continued)

Bonds, notes & other debt instruments (continued)	Principal amount (000)	Value (000)
Ohio (continued)		
Akron, Bath and Copley Joint Township Hospital Dist., Hospital Facs. Rev. Ref. Bonds (Summa Health Obligated Group), Series 2020, 5.00% 11/15/2030	USD350	\$ 382
County of Allen, Hospital Facs. Rev. Bonds (Mercy Health), Series 2017-A, 5.00% 8/1/2027	570	608
Capital Facs. Lease Appropriation Bonds, Series 2021-A, 5.00% 2/1/2029	1,945	2,161
Capital Facs. Lease Appropriation Bonds, Series 2021-A, 5.00% 4/1/2029	510	569
Capital Facs. Lease Appropriation Bonds, Series 2021-A, 5.00% 4/1/2030	840	956
City of Cleveland, Water Rev. Bonds, Series 2020-FF, 5.00% 1/1/2027	1,100	1,172
County of Cuyahoga, Hospital Rev. Bonds (MetroHealth System), Series 2017, 5.00% 2/15/2025	950	960
County of Cuyahoga, Hospital Rev. Bonds (MetroHealth System), Series 2017, 5.00% 2/15/2026	1,000	1,026
County of Cuyahoga, Hospital Rev. Bonds (MetroHealth System), Series 2017, 5.00% 2/15/2027	1,500	1,561
County of Cuyahoga, Metropolitan Housing Auth., Multi Family Housing Rev. Bonds (Wade Park Apartments), Series 2022, 4.75% 12/1/2027 (put 12/1/2025)	2,715	2,757
G.O. Highway Capital Improvement Bonds, Series 2022-X, 5.00% 5/1/2027	270	290
G.O. Highway Capital Improvement Bonds, Series 2022-X, 5.00% 5/1/2028	625	688
County of Hamilton, Hospital Facs. Rev. Bonds (UC Health), Series 2014, 5.00% 2/1/2025	400	400
County of Hamilton, Metropolitan Sewer Dist. of Greater Cincinnati, Sewer System Rev. Ref. Bonds, Series 2019-A, 5.00% 12/1/2029	1,000	1,137
Healthcare Fac. Rev. Bonds (Otterbein Homes Obligated Group), Series 2021-B, 4.00% 7/1/2024	160	160
Higher Educational Facs. Commission, Healthcare Fac. Rev. Bonds (Ashtabula County Medical Center Obligated Group), Series 2022, 5.00% 1/1/2026	300	305
Higher Educational Facs. Commission, Healthcare Fac. Rev. Bonds (Ashtabula County Medical Center Obligated Group), Series 2022, 5.00% 1/1/2027	545	562
Hospital Rev. Ref. Bonds (Cleveland Clinic Health System Obligated Group), Series 2021-B, 5.00% 1/1/2030	2,500	2,837
Housing Fin. Agcy., Multi Family Housing Rev. Bonds (Marianna Terrace Apartments), Series 2022-A, 1.30% 3/1/2025 (put 3/1/2024)	4,270	4,260
Housing Fin. Agcy., Multi Family Housing Rev. Bonds (Post Oak Station Project), Series 2022, 3.35% 7/1/2025 (put 7/1/2024)	4,150	4,132
Housing Fin. Agcy., Residential Mortgage Rev. Bonds (Mortgage-Backed Securities Program), Series 2016-K, 3.50% 9/1/2046	1,175	1,163
Housing Fin. Agcy., Residential Mortgage Rev. Bonds (Mortgage-Backed Securities Program), Series 2016-D, 4.00% 3/1/2047	1,100	1,096
Housing Fin. Agcy., Residential Mortgage Rev. Bonds (Mortgage-Backed Securities Program), Series 2017-B, AMT, 4.50% 3/1/2047	780	779
Housing Fin. Agcy., Residential Mortgage Rev. Bonds (Mortgage-Backed Securities Program), Series 2017-D, 4.00% 3/1/2048	4,565	4,550
Housing Fin. Agcy., Residential Mortgage Rev. Bonds (Mortgage-Backed Securities Program), Series 2019-A, 4.50% 9/1/2049	1,695	1,707
Housing Fin. Agcy., Residential Mortgage Rev. Bonds (Mortgage-Backed Securities Program), Series 2019-B, 4.50% 3/1/2050	1,035	1,042
Housing Fin. Agcy., Residential Mortgage Rev. Bonds (Mortgage-Backed Securities Program), Series 2020-A, 3.75% 9/1/2050	8,530	8,453
Housing Fin. Agcy., Residential Mortgage Rev. Bonds (Mortgage-Backed Securities Program), Series 2021-C, 3.25% 3/1/2051	7,205	7,019
Housing Fin. Agcy., Residential Mortgage Rev. Bonds (Mortgage-Backed Securities Program), Series 2021-A, 3.00% 3/1/2052	1,635	1,581
Major New State Infrastructure Project Rev. Bonds, Series 2019-1, 5.00% 12/15/2028	4,570	5,086
Major New State Infrastructure Project Rev. Bonds, Series 2019-1, 5.00% 12/15/2029	3,125	3,555
Major New State Infrastructure Project Rev. Bonds, Series 2022-1, 5.00% 12/15/2032	1,000	1,156
Major New State Infrastructure Project Rev. Bonds, Series 2022-1, 5.00% 12/15/2033	1,000	1,154
Major New State Infrastructure Project Rev. Bonds, Series 2022-1, 5.00% 12/15/2034	1,000	1,152
Miami University, General Receipts and Rev. Ref. Bonds, Series 2022-A, 5.00% 9/1/2031	700	814
County of Montgomery, Hospital Facs. Rev. Bonds (Dayton Children's Hospital), Series 2021, 5.00% 8/1/2029	505	557
County of Montgomery, Hospital Facs. Rev. Bonds (Dayton Children's Hospital), Series 2021, 5.00% 8/1/2030	900	1,007
County of Montgomery, Hospital Facs. Rev. Bonds (Dayton Children's Hospital), Series 2021, 5.00% 8/1/2031	800	905
County of Montgomery, Hospital Facs. Rev. Bonds (Dayton Children's Hospital), Series 2021, 5.00% 8/1/2032	750	846
County of Montgomery, Hospital Facs. Rev. Bonds (Dayton Children's Hospital), Series 2021, 5.00% 8/1/2033	570	641
Private Activity Bonds (Portsmouth Bypass Project), Series 2015, AMT, 5.00% 6/30/2024	655	658
Private Activity Bonds (Portsmouth Bypass Project), Series 2015, AMT, Assured Guaranty Municipal insured, 5.00% 12/31/2024	2,460	2,486
Private Activity Bonds (Portsmouth Bypass Project), Series 2015, AMT, Assured Guaranty Municipal insured, 5.00% 12/31/2026	865	876
Private Activity Bonds (Portsmouth Bypass Project), Series 2015, AMT, Assured Guaranty Municipal insured, 5.00% 12/31/2027	500	506

Limited Term Tax-Exempt Bond Fund of America (continued)

Bonds, notes & other debt instruments (continued)	Principal amount (000)	Value (000)
Ohio (continued)		
Rev. Bonds (Premier Health Partners Obligated Group), Series 2020, 5.00% 11/15/2032	USD1,000	\$ 1,066
Rev. Bonds (Premier Health Partners Obligated Group), Series 2020, 5.00% 11/15/2033	500	533
Turnpike and Infrastructure Commission, Turnpike Rev. Ref. Bonds (Infrastructure Projects), Series 2022-A, 5.00% 2/15/2030	3,575	4,071
County of Van Wert, Hospital Facs. Rev. Ref. and Improvement Bonds (Van Wert Health Obligated Group), Series 2020, 6.125% 12/1/2049 (preref. 12/1/2029)	6,000	6,918
Water Dev. Auth., Drinking Water Assistance Fund Rev. Green Bonds, Series 2022-A, 5.00% 6/1/2027	350	377
Water Dev. Auth., Drinking Water Assistance Fund Rev. Green Bonds, Series 2022-A, 5.00% 12/1/2027	385	419
Water Dev. Auth., Drinking Water Assistance Fund Rev. Green Bonds, Series 2022-A, 5.00% 6/1/2028	500	552
Water Dev. Auth., Drinking Water Assistance Fund Rev. Green Bonds, Series 2022-A, 5.00% 12/1/2028	650	724
Water Dev. Auth., Drinking Water Assistance Fund Rev. Green Bonds, Series 2022-A, 5.00% 6/1/2029	405	456
Water Dev. Auth., Drinking Water Assistance Fund Rev. Green Bonds, Series 2022-A, 5.00% 12/1/2032	400	480
Water Dev. Auth., Drinking Water Assistance Fund Rev. Green Bonds, Series 2022-A, 5.00% 6/1/2033	350	420
Water Dev. Auth., Drinking Water Assistance Fund Rev. Green Bonds, Series 2022-A, 5.00% 12/1/2033	400	480
Water Dev. Auth., Drinking Water Assistance Fund Rev. Green Bonds, Series 2022-A, 5.00% 6/1/2034	300	359
Water Dev. Auth., Drinking Water Assistance Fund Rev. Green Bonds, Series 2022-A, 5.00% 12/1/2034	400	478
		131,105
Oklahoma 0.08%		
Housing Fin. Agcy., Single Family Mortgage Rev. Bonds (Homeownership Loan Program), Series 2022-A, 5.00% 3/1/2052	565	583
Housing Fin. Agcy., Single Family Mortgage Rev. Bonds (Homeownership Loan Program), Series 2023-B, 5.75% 9/1/2053	4,165	4,535
		5,118
Oregon 1.44%		
Dept. of Administrative Services, State Lottery Rev. Bonds, Series 2015-A, 5.00% 4/1/2026	330	338
County of Deschutes, Deschutes Public Library Dist., G.O. Bonds, Series 2021, 4.00% 6/1/2030	1,300	1,412
Facs. Auth., Rev. Bonds (University of Portland Projects), Series 2015-A, 5.00% 4/1/2031	600	614
G.O. Bonds, Series 2022-C, 5.00% 6/1/2028	1,630	1,796
G.O. Bonds (Article XI-Q State Projects), Series 2019-A, 5.00% 5/1/2028	2,585	2,843
G.O. Bonds (Article XI-Q State Projects), Series 2023-A, 5.00% 5/1/2030	3,245	3,729
G.O. Bonds (Veteran's Welfare Bonds Series 99B), Series 2020, 3.50% 12/1/2050	2,865	2,818
G.O. Bonds (Veteran's Welfare Bonds Series 108), Series 2021-O, 3.00% 12/1/2051	7,335	7,038
G.O. Bonds (Veteran's Welfare Bonds Series 109), Series 2022-D, 5.00% 12/1/2052	560	578
G.O. Bonds (Veteran's Welfare Bonds Series 111), Series 2023-E, 5.50% 12/1/2053	7,705	8,276
G.O. Rev. Ref. Bonds (Higher Education), Series 2020-N, 5.00% 8/1/2028	500	553
County of Gilliam, Solid Waste Disposal Rev. Bonds (Waste Management, Inc. Project), Series 2003-A, AMT, 3.95% 7/1/2038 (put 5/1/2024)	5,000	4,992
Housing and Community Services Dept., Housing Dev. Rev. Bonds (Anna Mann Apartments Project), Series 2021-AA, 0.75% 6/1/2041 (put 12/1/2024)	21,000	20,331
Housing and Community Services Dept., Mortgage Rev. Bonds (Single Family Mortgage Program), Series 2019-A, 2.45% 7/1/2034	1,220	1,072
Housing and Community Services Dept., Mortgage Rev. Bonds (Single Family Mortgage Program), Series 2015-A, 3.50% 7/1/2036	530	527
Housing and Community Services Dept., Mortgage Rev. Bonds (Single Family Mortgage Program), Series 2017-G, AMT, 4.00% 1/1/2040	830	823
Housing and Community Services Dept., Mortgage Rev. Bonds (Single Family Mortgage Program), Series 2016-A, 4.00% 1/1/2047	145	144
Housing and Community Services Dept., Mortgage Rev. Bonds (Single Family Mortgage Program), Series 2017-A, 4.00% 7/1/2047	1,965	1,959
Housing and Community Services Dept., Mortgage Rev. Bonds (Single Family Mortgage Program), Series 2018-A, 4.50% 1/1/2049	745	746
Housing and Community Services Dept., Mortgage Rev. Bonds (Single Family Mortgage Program), Series 2020-A, 3.50% 1/1/2051	2,410	2,374
Housing and Community Services Dept., Mortgage Rev. Bonds (Single Family Mortgage Program), Series 2020-C, 3.00% 1/1/2052	4,120	3,997
Housing and Community Services Dept., Multi Family Housing Dev. Rev. Bonds (Plaza Los Amigos Apartments Project), Series 2022-T-2, 3.00% 2/1/2026 (put 2/1/2025)	1,435	1,424
City of Portland, Water System Rev. and Rev. Ref. Bonds, Series 2021-B, 4.00% 5/1/2033	2,285	2,468
Port of Portland, Portland International Airport Rev. Bonds, Series 27-A, AMT, 5.00% 7/1/2026	1,500	1,558

Limited Term Tax-Exempt Bond Fund of America (continued)

Bonds, notes & other debt instruments (continued)

	Principal amount (000)	Value (000)
Oregon (continued)		
Port of Portland, Portland International Airport Rev. Bonds, Series 27-A, AMT, 5.00% 7/1/2027	USD1,780	\$ 1,882
Port of Portland, Portland International Airport Rev. Bonds, Series 27-A, AMT, 5.00% 7/1/2031	4,000	4,409
Port of Portland, Portland International Airport Rev. Bonds, Series 27-A, AMT, 5.00% 7/1/2032	3,300	3,636
Port of Portland, Portland International Airport Rev. Ref. Bonds, Series 26-C, AMT, 5.00% 7/1/2024	1,400	1,408
Port of Portland, Portland International Airport Rev. Ref. Bonds, Series 25-B, AMT, 5.00% 7/1/2032	1,500	1,627
Salem-Keizer School Dist. No. 24-J, G.O. Bonds, Series 2020-B, 5.00% 6/15/2035	3,455	3,927
Tri-County Metropolitan Transportation Dist., Grant Receipt Rev. Ref. Bonds, Series 2017-A, 5.00% 10/1/2027	1,100	1,184
		<u>90,483</u>
Pennsylvania 4.37%		
County of Allegheny, Hospital Dev. Auth., UPMC Rev. Bonds, Series 2021-B, 5.00% 10/15/2025	740	764
County of Allegheny, Hospital Dev. Auth., UPMC Rev. Bonds, Series 2019-A, 4.00% 7/15/2039	2,500	2,497
County of Allegheny, Sanitary Auth., Sewer Rev. Bonds, Series 2020-A, 5.00% 6/1/2026	500	526
Bethlehem Area School Dist. Auth., School Rev. Bonds (Bethlehem Area School Dist. Ref. Project), Series 2021-C, (USD-SOFR x 0.67 + 0.35%) 3.914% 1/1/2030 (put 11/1/2025) ¹	2,415	2,375
Bethlehem Area School Dist. Auth., School Rev. Bonds (Bethlehem Area School Dist. Ref. Project), Series 2021-B, (USD-SOFR x 0.67 + 0.35%) 3.914% 7/1/2031 (put 11/1/2025) ¹	3,100	3,049
Bethlehem Area School Dist. Auth., School Rev. Bonds (Bethlehem Area School Dist. Ref. Project), Series 2021-C, (USD-SOFR x 0.67 + 0.35%) 3.914% 1/1/2032 (put 11/1/2025) ¹	2,540	2,498
Delaware River Joint Toll Bridge Commission, Bridge System Rev. Bonds, Series 2019-A, 5.00% 7/1/2029	1,000	1,109
Econ. Dev. Fncg. Auth., Private Activity Rev. Bonds (The Penndot Major Bridges Package One Project), Series 2022, AMT, 5.00% 6/30/2030	3,000	3,303
Econ. Dev. Fncg. Auth., Private Activity Rev. Bonds (The Penndot Major Bridges Package One Project), Series 2022, AMT, 5.00% 12/31/2030	8,350	9,249
Econ. Dev. Fncg. Auth., Private Activity Rev. Bonds (The Pennsylvania Rapid Bridge Replacement Project), Series 2015, AMT, 5.00% 6/30/2024	5,230	5,248
Econ. Dev. Fncg. Auth., Private Activity Rev. Bonds (The Pennsylvania Rapid Bridge Replacement Project), Series 2015, AMT, 5.00% 12/31/2024	4,900	4,942
Econ. Dev. Fncg. Auth., Private Activity Rev. Bonds (The Pennsylvania Rapid Bridge Replacement Project), Series 2015, AMT, 5.00% 6/30/2025	6,685	6,777
Econ. Dev. Fncg. Auth., Private Activity Rev. Bonds (The Pennsylvania Rapid Bridge Replacement Project), Series 2015, AMT, 5.00% 6/30/2026	1,775	1,813
Econ. Dev. Fncg. Auth., Private Activity Rev. Bonds (The Pennsylvania Rapid Bridge Replacement Project), Series 2015, AMT, 5.00% 12/31/2034	8,355	8,551
Econ. Dev. Fncg. Auth., Solid Waste Disposal Rev. Bonds (Waste Management, Inc. Project), Series 2009, 0.95% 12/1/2033 (put 12/1/2026)	18,000	16,467
Econ. Dev. Fncg. Auth., Solid Waste Disposal Rev. Bonds (Waste Management, Inc. Project), Series 2017-A, AMT, 0.58% 8/1/2037 (put 8/1/2024)	3,300	3,233
Econ. Dev. Fncg. Auth., Solid Waste Disposal Rev. Bonds (Waste Management, Inc. Project), Series 2021-A, AMT, (SIFMA Municipal Swap Index + 0.40%) 4.95% 6/1/2041 (put 6/3/2024) ¹	4,840	4,831
Econ. Dev. Fncg. Auth., Solid Waste Disposal Rev. Bonds (Waste Management, Inc. Project), Series 2021-A-2, AMT, 4.60% 10/1/2046 (put 10/1/2026)	9,935	10,032
Econ. Dev. Fncg. Auth., UPMC Rev. Bonds, Series 2023-A-2, 5.00% 5/15/2031	11,725	13,314
Econ. Dev. Fncg. Auth., UPMC Rev. Bonds, Series 2014-A, 5.00% 2/1/2032	5,965	5,992
Fncg. Auth., Rev. Bonds (Tobacco Master Settlement Payment), Series 2018, 2.45% 6/1/2026	4,500	4,670
General Auth. of Southcentral Pennsylvania, Rev. Bonds (Wellspring Health Obligated Group), Series 2019-B, (SIFMA Municipal Swap Index + 0.60%) 5.15% 6/1/2049 (put 6/1/2024) ¹	4,520	4,516
Higher Education Assistance Agcy., Education Loan Rev. Bonds, Series 2021-A, AMT, 5.00% 6/1/2026	310	318
Higher Education Assistance Agcy., Education Loan Rev. Bonds, Series 2021-A, AMT, 5.00% 6/1/2029	535	570
Higher Education Assistance Agcy., Education Loan Rev. Bonds, Series 2021-A, AMT, 5.00% 6/1/2030	400	429
Higher Education Assistance Agcy., Education Loan Rev. Bonds, Series 2023-A, AMT, 5.00% 6/1/2030	1,020	1,095
Higher Education Assistance Agcy., Education Loan Rev. Bonds, Series 2020, 2.45% 6/1/2041	1,400	1,207
Higher Education Assistance Agcy., Education Loan Rev. Bonds, Series 2021-A, AMT, 2.625% 6/1/2042	2,215	1,956
Higher Education Assistance Agcy., Education Loan Rev. Bonds, Series 2022-A, AMT, 4.50% 6/1/2043	6,210	6,265
Higher Education Assistance Agcy., Education Loan Rev. Bonds, Series 2023-B, AMT, 4.00% 6/1/2044	7,640	7,534
Higher Educational Facs. Auth., Health System Rev. Bonds (University of Pennsylvania Health System), Series 2019, 5.00% 8/15/2027	1,200	1,289
Higher Educational Facs. Auth., Health System Rev. Bonds (University of Pennsylvania Health System), Series 2019, 5.00% 8/15/2028	1,300	1,425
Housing Fin. Agcy., Single Family Mortgage Rev. Bonds, Series 2021-134A, 1.35% 4/1/2030	1,105	961
Housing Fin. Agcy., Single Family Mortgage Rev. Bonds, Series 2016-121, 2.80% 10/1/2031	1,000	930
Housing Fin. Agcy., Single Family Mortgage Rev. Bonds, Series 2021-137, 2.15% 10/1/2032	2,760	2,430

Limited Term Tax-Exempt Bond Fund of America (continued)

Bonds, notes & other debt instruments (continued)

	Principal amount (000)	Value (000)
Pennsylvania (continued)		
Housing Fin. Agcy., Single Family Mortgage Rev. Bonds, Series 2021-135-A, 2.00% 4/1/2033	USD1,390	\$ 1,192
Housing Fin. Agcy., Single Family Mortgage Rev. Bonds, Series 2019-128-A, AMT, 4.75% 4/1/2033	3,775	3,783
Housing Fin. Agcy., Single Family Mortgage Rev. Bonds, Series 2019-129, 2.95% 10/1/2034	1,500	1,426
Housing Fin. Agcy., Single Family Mortgage Rev. Bonds, Series 2017-123-A, AMT, 4.00% 4/1/2039	755	752
Housing Fin. Agcy., Single Family Mortgage Rev. Bonds, Series 2015-117-A, AMT, 3.50% 4/1/2040	55	55
Housing Fin. Agcy., Single Family Mortgage Rev. Bonds, Series 2015-118-A, AMT, 3.50% 4/1/2040	270	269
Housing Fin. Agcy., Single Family Mortgage Rev. Bonds, Series 2016-119, 3.50% 10/1/2041	75	75
Housing Fin. Agcy., Single Family Mortgage Rev. Bonds, Series 2016-120, 3.50% 10/1/2046	1,130	1,123
Housing Fin. Agcy., Single Family Mortgage Rev. Bonds, Series 2016-121, 3.50% 10/1/2046	1,890	1,878
Housing Fin. Agcy., Single Family Mortgage Rev. Bonds, Series 2017-122, 4.00% 10/1/2046	2,570	2,562
Housing Fin. Agcy., Single Family Mortgage Rev. Bonds, Series 2020-133, 3.00% 10/1/2050	6,825	6,633
Housing Fin. Agcy., Single Family Mortgage Rev. Bonds, Series 2020-132-A, 3.50% 4/1/2051	2,050	2,029
Housing Fin. Agcy., Single Family Mortgage Rev. Bonds, Series 2021-135-A, 3.00% 10/1/2051	3,215	3,138
Housing Fin. Agcy., Single Family Mortgage Rev. Bonds, Series 2021-137, 3.00% 10/1/2051	9,935	9,525
Housing Fin. Agcy., Single Family Mortgage Rev. Bonds, Series 2022-138-A, 3.00% 10/1/2052	22,710	21,759
County of Lehigh, General Purpose Auth., Hospital Rev. Bonds (Lehigh Valley Health Network), Series 2019-A, 5.00% 7/1/2025	1,000	1,022
County of Lehigh, General Purpose Auth., Hospital Rev. Bonds (Lehigh Valley Health Network), Series 2019-A, 5.00% 7/1/2026	1,920	1,994
County of Lehigh, General Purpose Auth., Hospital Rev. Bonds (St. Luke's Hospital), Series 2017-B, (SIFMA Municipal Swap Index + 1.10%) 5.65% 8/15/2038 ¹	2,190	2,165
County of Luzerne, Industrial Dev. Auth., Rev. Ref. Bonds (Pennsylvania - American Water Co. Project), Series 2019, AMT, 2.45% 12/1/2039 (put 12/3/2029)	4,500	4,117
County of Montgomery, Higher Education and Health Auth., Rev. Bonds (Thomas Jefferson University), Series 2019, 5.00% 9/1/2027	1,000	1,056
County of Montgomery, Higher Education and Health Auth., Rev. Bonds (Thomas Jefferson University), Series 2022-B, 4.00% 5/1/2035	670	683
County of Montgomery, Industrial Dev. Auth., Exempt Facs. Rev. Ref. Bonds (Constellation Energy Generation, LLC Project), Series 2023-C, 4.10% 6/1/2029	3,960	4,071
County of Montgomery, Industrial Dev. Auth., Rev. Bonds (Foulkeways at Gwynedd Project), Series 2016, 5.00% 12/1/2026	400	407
County of Northampton, General Purpose Auth., Hospital Rev. Bonds (St. Luke's University Health Network Project), Series 2018-B, (1-month USD-CME x 0.70 + 1.04%) 4.867% 8/15/2048 (put 8/15/2024) ¹	2,250	2,250
City of Philadelphia, Airport Rev. and Rev. Ref. Bonds, Series 2020-C, AMT, 5.00% 7/1/2028	1,220	1,299
City of Philadelphia, Airport Rev. and Rev. Ref. Bonds, Series 2021, AMT, 5.00% 7/1/2030	2,255	2,453
City of Philadelphia, Hospitals and Higher Education Facs. Auth., Hospital Rev. Bonds (Temple University Health System Obligated Group), Series 2017, 5.00% 7/1/2024	2,000	2,007
City of Philadelphia, Hospitals and Higher Education Facs. Auth., Hospital Rev. Bonds (Temple University Health System Obligated Group), Series 2017, 5.00% 7/1/2025	2,000	2,028
City of Philadelphia, Industrial Dev. Auth., Rev. Bonds (Temple University), Series 2016-1, 5.00% 4/1/2028	1,000	1,021
City of Philadelphia, Water and Wastewater Rev. Bonds, Series 2022-C, 5.00% 6/1/2032	860	1,012
City of Philadelphia, Water and Wastewater Rev. Bonds, Series 2022-C, 5.00% 6/1/2033	650	765
City of Philadelphia, Water and Wastewater Rev. Bonds, Series 2022-C, 5.00% 6/1/2034	770	904
City of Philadelphia, Water and Wastewater Rev. Bonds, Series 2022-C, 5.00% 6/1/2035	1,110	1,296
Philadelphia School Dist., G.O. Bonds, Series 2016-F, 5.00% 9/1/2024	5,080	5,125
Philadelphia School Dist., G.O. Bonds, Series 2016-F, 5.00% 9/1/2025	3,590	3,686
Philadelphia School Dist., G.O. Bonds, Series 2019-A, National insured, 5.00% 9/1/2025	1,200	1,232
Philadelphia School Dist., G.O. Bonds, Series 2019-A, National insured, 5.00% 9/1/2026	2,000	2,098
Philadelphia School Dist., G.O. Bonds, Series 2021-A, 5.00% 9/1/2029	1,340	1,474
Philadelphia School Dist., G.O. Bonds, Series 2021-A, 5.00% 9/1/2030	1,000	1,117
Philadelphia School Dist., G.O. Bonds, Series 2021-A, 5.00% 9/1/2031	855	967
Philadelphia School Dist., G.O. Bonds, Series 2021-A, 5.00% 9/1/2032	2,230	2,550
Philadelphia School Dist., G.O. Bonds, Series 2021-A, 5.00% 9/1/2033	2,900	3,317
Philadelphia School Dist., G.O. Green Bonds, Series 2019-B, 5.00% 9/1/2028	3,740	4,043
Philadelphia School Dist., G.O. Green Bonds, Series 2021-B, 5.00% 9/1/2029	335	369
Philadelphia School Dist., G.O. Green Bonds, Series 2021-B, 5.00% 9/1/2030	1,245	1,391
Philadelphia School Dist., G.O. Green Bonds, Series 2021-B, 5.00% 9/1/2031	1,500	1,697
University of Pittsburgh, Commonwealth System of Higher Education, University Capital Project Bonds, Series 2023-A, 5.00% 2/15/2034	7,750	9,496
Turnpike Commission, Turnpike Rev. Bonds, Series 2016-A-1, 5.00% 12/1/2027	1,060	1,106
Turnpike Commission, Turnpike Rev. Bonds, Series 2017-A-1, 5.00% 12/1/2028	1,500	1,627
Turnpike Commission, Turnpike Rev. Bonds, Series 2021-C, 5.00% 12/1/2028	725	806

Limited Term Tax-Exempt Bond Fund of America (continued)

Bonds, notes & other debt instruments (continued)	Principal amount (000)	Value (000)
Pennsylvania (continued)		
Turnpike Commission, Turnpike Rev. Bonds, Series 2021-C, 5.00% 12/1/2029	USD875	\$ 993
Turnpike Commission, Turnpike Rev. Bonds, Series 2021-C, 5.00% 12/1/2030	1,675	1,932
Turnpike Commission, Turnpike Rev. Ref. Bonds, Series 2019, 5.00% 12/1/2030	1,250	1,387
		<u>275,327</u>
Puerto Rico 0.03%		
Industrial, Tourist, Educational, Medical and Environmental Control Facs. Fncg. Auth., Hospital Rev. and Rev. Ref. Bonds (Hospital Auxilio Mutuo Obligated Group Project), Series 2021, 5.00% 7/1/2029	875	942
Industrial, Tourist, Educational, Medical and Environmental Control Facs. Fncg. Auth., Hospital Rev. and Rev. Ref. Bonds (Hospital Auxilio Mutuo Obligated Group Project), Series 2021, 5.00% 7/1/2030	725	790
Industrial, Tourist, Educational, Medical and Environmental Control Facs. Fncg. Auth., Hospital Rev. and Rev. Ref. Bonds (Hospital Auxilio Mutuo Obligated Group Project), Series 2021, 5.00% 7/1/2031	330	363
		<u>2,095</u>
Rhode Island 0.32%		
Health and Educational Building Corp., Educational Institution Rev. Bonds (St. George's School Issue), Series 2021, 5.00% 10/1/2028	1,000	1,085
Health and Educational Building Corp., Providence Public Schools Rev. Bond Fncg. Program, Rev. Ref. Bonds (Providence Public Buildings Auth. Issue), Series 2015, Assured Guaranty Municipal insured, 5.00% 5/15/2026	2,000	2,043
Housing and Mortgage Fin. Corp., Homeownership Opportunity Bonds, Series 68-C, AMT, 3.50% 4/1/2039	975	968
Housing and Mortgage Fin. Corp., Homeownership Opportunity Bonds, Series 75-A, 3.00% 10/1/2051	10,725	10,376
Student Loan Auth., Education Loan Rev. Bonds, Series 2021-A, AMT, 5.00% 12/1/2025	525	538
Student Loan Auth., Education Loan Rev. Bonds, Series 2021-A, AMT, 5.00% 12/1/2026	825	859
Student Loan Auth., Education Loan Rev. Bonds, Series 2023-A, AMT, 4.125% 12/1/2042	4,065	4,042
Student Loan Auth., Student Loan Program Rev. Bonds, Series 2018-A, AMT, 3.50% 12/1/2034	365	344
		<u>20,255</u>
South Carolina 1.71%		
City of Columbia, Housing Auth., Multi Family Housing Rev. Bonds (Haven at Congaree Pointe), Series 2022, 2.25% 10/1/2043 (put 10/1/2025)	16,012	15,567
City of Columbia, Waterworks and Sewer System Rev. Bonds, Series 2019-A, 5.00% 2/1/2028	100	109
City of Columbia, Waterworks and Sewer System Rev. Bonds, Series 2019-A, 5.00% 2/1/2029	500	558
Housing Fin. and Dev. Auth., Mortgage Rev. Bonds, Series 2016-B-2, AMT, 4.00% 7/1/2043	385	383
Housing Fin. and Dev. Auth., Mortgage Rev. Bonds, Series 2017-A, 4.00% 1/1/2047	775	773
Housing Fin. and Dev. Auth., Mortgage Rev. Bonds, Series 2017-B, 4.00% 7/1/2047	565	563
Housing Fin. and Dev. Auth., Mortgage Rev. Bonds, Series 2018-A, 4.50% 7/1/2048	1,195	1,200
Housing Fin. and Dev. Auth., Mortgage Rev. Bonds, Series 2020-A, 4.00% 7/1/2050	10,725	10,708
Housing Fin. and Dev. Auth., Mortgage Rev. Bonds, Series 2021-A, 3.00% 1/1/2052	11,120	10,770
Housing Fin. and Dev. Auth., Mortgage Rev. Bonds, Series 2020-B, 3.25% 1/1/2052	5,340	5,218
Housing Fin. and Dev. Auth., Mortgage Rev. Bonds, Series 2022-A, 4.00% 1/1/2052	5,220	5,203
Housing Fin. and Dev. Auth., Mortgage Rev. Bonds, Series 2024-A, 6.25% 7/1/2054	6,415	7,203
Housing Fin. and Dev. Auth., Mortgage Rev. Ref. Bonds, Series 2016-A, 4.00% 7/1/2036	760	758
Housing Fin. and Dev. Auth., Multi Family Housing Rev. Bonds (The Sullivan), Series 2021-B, 0.34% 4/1/2025 (put 4/1/2024)	5,935	5,889
Housing Fin. and Dev. Auth., Multi Family Housing Rev. Bonds (Villages at Congaree Pointe Project), Series 2021-B, 1.25% 6/1/2025 (put 6/1/2024)	4,300	4,259
Jobs-Econ. Dev. Auth., Environmental Improvement Rev. Ref. Bonds (International Paper Company Project), Series 2023-A, AMT, 4.00% 4/1/2033 (put 4/1/2026)	14,875	14,902
Patriots Energy Group Fncg. Agcy., Gas Supply Rev. Bonds, Series 2023-B-1, 5.25% 2/1/2054 (put 3/1/2031)	4,850	5,252
Public Service Auth., Improvement Rev. Obligations, Series 2021-B, 5.00% 12/1/2029	1,360	1,504
Public Service Auth., Improvement Rev. Obligations, Series 2021-B, 5.00% 12/1/2031	1,600	1,820
Public Service Auth., Improvement Rev. Obligations, Series 2021-B, 5.00% 12/1/2032	1,625	1,849
Public Service Auth., Rev. Obligations (Santee Cooper), Series 2016-A, 5.00% 12/1/2028	2,455	2,549
Public Service Auth., Rev. Ref. Obligations (Santee Cooper), Series 2015-A, 5.00% 12/1/2028	1,000	1,019
Public Service Auth., Rev. Ref. Obligations (Santee Cooper), Series 2022-A, 5.00% 12/1/2029	865	956

Limited Term Tax-Exempt Bond Fund of America (continued)

Bonds, notes & other debt instruments (continued)	Principal amount (000)	Value (000)
South Carolina (continued)		
Public Service Auth., Rev. Ref. Obligations (Santee Cooper), Series 2022-A, 5.00% 12/1/2031	USD5,230	\$ 5,949
Public Service Auth., Rev. Ref. Obligations (Santee Cooper), Series 2022-A, 5.00% 12/1/2032	620	710
Spartanburg Regional Health Services Dist., Hospital Rev. Ref. Bonds, Series 2022, 5.00% 4/15/2029	1,705	1,855
		<u>107,526</u>
South Dakota 0.67%		
Housing Dev. Auth., Homeownership Mortgage Bonds, Series 2014-E, 4.00% 5/1/2044	75	75
Housing Dev. Auth., Homeownership Mortgage Bonds, Series 2015-D, 4.00% 11/1/2045	160	160
Housing Dev. Auth., Homeownership Mortgage Bonds, Series 2016-B, 3.50% 11/1/2046	255	253
Housing Dev. Auth., Homeownership Mortgage Bonds, Series 2016-D, 3.50% 11/1/2046	2,430	2,413
Housing Dev. Auth., Homeownership Mortgage Bonds, Series 2017-B, 4.00% 11/1/2047	2,025	2,018
Housing Dev. Auth., Homeownership Mortgage Bonds, Series 2018-B, 4.50% 11/1/2048	3,675	3,699
Housing Dev. Auth., Homeownership Mortgage Bonds, Series 2019-B, 4.00% 5/1/2049	1,275	1,271
Housing Dev. Auth., Homeownership Mortgage Bonds, Series 2020-C, 3.50% 5/1/2051	9,030	8,890
Housing Dev. Auth., Homeownership Mortgage Bonds, Series 2021-B, 3.00% 11/1/2051	19,350	18,717
Housing Dev. Auth., Homeownership Mortgage Bonds, Series 2022-C, 5.00% 5/1/2053	4,875	5,025
		<u>42,521</u>
Tennessee 1.29%		
Housing Dev. Agcy., Homeownership Program Bonds, Series 2015-A, 3.50% 7/1/2045	150	149
Housing Dev. Agcy., Residential Fin. Program Bonds, Series 2017-2A, AMT, 4.00% 1/1/2042	1,145	1,136
Housing Dev. Agcy., Residential Fin. Program Bonds, Series 2017-2-B, 4.00% 1/1/2042	660	658
Housing Dev. Agcy., Residential Fin. Program Bonds, Series 2017-1, 4.00% 7/1/2042	885	882
Housing Dev. Agcy., Residential Fin. Program Bonds, Series 2014-2-C, 4.00% 1/1/2045	55	55
Housing Dev. Agcy., Residential Fin. Program Bonds, Series 2014-2-A, AMT, 4.00% 7/1/2045	25	25
Housing Dev. Agcy., Residential Fin. Program Bonds, Series 2015-2-A, AMT, 4.00% 1/1/2046	120	119
Housing Dev. Agcy., Residential Fin. Program Bonds, Series 2016-1-B, 3.50% 1/1/2047	35	35
Housing Dev. Agcy., Residential Fin. Program Bonds, Series 2019-2, 4.00% 1/1/2048	1,290	1,287
Housing Dev. Agcy., Residential Fin. Program Bonds, Series 2015-2-A, 3.75% 1/1/2050	2,390	2,368
Housing Dev. Agcy., Residential Fin. Program Bonds, Series 2019-1, 4.25% 1/1/2050	1,885	1,888
Housing Dev. Agcy., Residential Fin. Program Bonds, Series 2020-3-A, 3.50% 7/1/2050	660	650
Housing Dev. Agcy., Residential Fin. Program Bonds, Series 2022-2, 5.00% 1/1/2053	3,760	3,919
Housing Dev. Agcy., Residential Fin. Program Bonds, Series 2023-3A, 6.25% 1/1/2054	7,580	8,310
City of Johnson City, Health and Educational Facs. Board, Hospital Rev. Ref. Bonds (Ballad Health), Series 2023-A, 5.00% 7/1/2032	14,000	15,781
County of Knox, Health, Educational and Housing Fac. Board, Multi Family Housing Rev. Bonds (Farragut Pointe Apartments Project), Series 2021, 0.65% 12/1/2026 (put 12/1/2024)	7,600	7,348
County of Knox, Health, Educational and Housing Fac. Board, Student Housing Rev Bonds (Provident Group - UTK Properties, LLC. - University of Tennessee Project), Series 2024-A-1, 5.00% 7/1/2032	540	610
County of Knox, Health, Educational and Housing Fac. Board, Student Housing Rev Bonds (Provident Group - UTK Properties, LLC. - University of Tennessee Project), Series 2024-A-1, 5.00% 7/1/2034	550	626
County of Knox, Health, Educational and Housing Fac. Board, Student Housing Rev Bonds (Provident Group - UTK Properties, LLC. - University of Tennessee Project), Series 2024-A-1, 5.00% 7/1/2035	615	695
County of Knox, Health, Educational and Housing Fac. Board, Student Housing Rev Bonds (Provident Group - UTK Properties, LLC. - University of Tennessee Project), Series 2024-A-1, 5.00% 7/1/2036	500	562
County of Knox, Health, Educational and Housing Fac. Board, Student Housing Rev Bonds (Provident Group - UTK Properties, LLC. - University of Tennessee Project), Series 2024-A-1, 5.00% 7/1/2037	500	557
County of Knox, Health, Educational and Housing Fac. Board, Student Housing Rev Bonds (Provident Group - UTK Properties, LLC. - University of Tennessee Project), Series 2024-A-1, 5.00% 7/1/2038	210	232
City of Memphis, Health, Educational and Housing Facs. Board, Collateralized Multi Family Housing Rev. Bonds (Tillman Cove Apartments), Series 2020, 0.55% 12/1/2024 (put 6/1/2024)	2,000	1,972
Metropolitan Government of Nashville and Davidson County, Health and Educational Facs. Board, Rev. Bonds (Vanderbilt University Medical Center), Series 2021-A, 5.00% 7/1/2031	4,555	5,094
Metropolitan Nashville Airport Auth., Airport Improvement Rev. Bonds, Series 2022-B, AMT, 5.00% 7/1/2027	530	559
Metropolitan Nashville Airport Auth., Airport Improvement Rev. Bonds, Series 2022-B, AMT, 5.00% 7/1/2028	625	667
Metropolitan Nashville Airport Auth., Airport Improvement Rev. Bonds, Series 2022-B, AMT, 5.25% 7/1/2033	855	984
Metropolitan Nashville Airport Auth., Airport Improvement Rev. Bonds, Series 2022-B, AMT, 5.25% 7/1/2034	2,415	2,775

Limited Term Tax-Exempt Bond Fund of America (continued)

Bonds, notes & other debt instruments (continued)	Principal amount (000)	Value (000)
Tennessee (continued)		
Metropolitan Nashville Airport Auth., Airport Improvement Rev. Bonds, Series 2022-B, AMT, 5.25% 7/1/2035	USD725	\$ 830
School Bond Auth., Higher Education Facs., Second Program Bonds, Series 2015-B, 5.00% 11/1/2045 (preref. 11/1/2025)	3,030	3,144
Tennessee Energy Acquisition Corp., Commodity Project Rev. Bonds, Series 2021-A, 5.00% 5/1/2052 (put 11/1/2031)	16,000	17,073
		<u>80,990</u>
Texas 12.57%		
Affordable Housing Corp., Multi Family Housing Rev. Bonds (Juniper Creek Apartments Project), Series 2023, 3.75% 7/1/2044 (put 7/1/2026)	1,190	1,191
Affordable Housing Corp., Multi Family Housing Rev. Bonds (Norman Commons), Series 2023, 3.625% 1/1/2045 (put 1/1/2027)	1,645	1,646
Alvin Independent School Dist., Unlimited Tax Schoolhouse and Rev. Ref. Bonds, Series 2020, 5.00% 2/15/2025	600	613
Alvin Independent School Dist., Unlimited Tax Schoolhouse and Rev. Ref. Bonds, Series 2020, 5.00% 2/15/2027	225	241
Alvin Independent School Dist., Unlimited Tax Schoolhouse and Rev. Ref. Bonds, Series 2020, 5.00% 2/15/2028	500	545
Alvin Independent School Dist., Unlimited Tax Schoolhouse and Rev. Ref. Bonds, Series 2020, 5.00% 2/15/2029	700	778
Alvin Independent School Dist., Unlimited Tax Schoolhouse and Rev. Ref. Bonds, Series 2020, 5.00% 2/15/2030	350	398
Angleton Independent School Dist., Unlimited Tax School Building Bonds, Series 2020, 5.00% 2/15/2026	1,545	1,610
Angleton Independent School Dist., Unlimited Tax School Building Bonds, Series 2020, 5.00% 2/15/2027	1,070	1,140
Arlington Higher Education Fin. Corp., Education Rev. and Rev. Ref. Bonds (Uplift Education), Series 2017-A, 5.00% 12/1/2024	400	405
Arlington Higher Education Fin. Corp., Education Rev. Bonds (Great Hearts America - Texas), Series 2019-A, 5.00% 8/15/2026	400	420
Arlington Higher Education Fin. Corp., Education Rev. Bonds (Great Hearts America - Texas), Series 2021-A, 4.00% 8/15/2027	375	386
Arlington Higher Education Fin. Corp., Education Rev. Bonds (Great Hearts America - Texas), Series 2021-A, 4.00% 8/15/2028	400	415
Arlington Higher Education Fin. Corp., Education Rev. Bonds (Great Hearts America - Texas), Series 2019-A, 5.00% 8/15/2028	595	647
Arlington Higher Education Fin. Corp., Education Rev. Bonds (Great Hearts America - Texas), Series 2021-A, 4.00% 8/15/2029	360	376
Arlington Higher Education Fin. Corp., Education Rev. Bonds (Great Hearts America - Texas), Series 2019-A, 5.00% 8/15/2029	495	547
Arlington Higher Education Fin. Corp., Education Rev. Bonds (KIPP Texas, Inc.), Series 2019, 5.00% 8/15/2027	2,310	2,469
Arlington Higher Education Fin. Corp., Education Rev. Bonds (Responsive Education Solutions), Series 2021-A, 5.00% 8/15/2027	1,280	1,368
Arlington Higher Education Fin. Corp., Education Rev. Bonds (Responsive Education Solutions), Series 2021-A, 5.00% 8/15/2028	750	815
Arlington Higher Education Fin. Corp., Education Rev. Bonds (Responsive Education Solutions), Series 2021-A, 5.00% 8/15/2029	1,310	1,451
Arlington Higher Education Fin. Corp., Education Rev. Bonds (Responsive Education Solutions), Series 2021-A, 5.00% 8/15/2030	830	935
Arlington Higher Education Fin. Corp., Education Rev. Bonds (Responsive Education Solutions), Series 2021-A, 5.00% 8/15/2031	445	509
Arlington Higher Education Fin. Corp., Education Rev. Bonds (Riverwalk Education Foundation, Inc.), Series 2019, 5.00% 8/15/2027	1,025	1,096
Arlington Higher Education Fin. Corp., Education Rev. Bonds (Riverwalk Education Foundation, Inc.), Series 2019, 5.00% 8/15/2028	1,300	1,413
Arlington Higher Education Fin. Corp., Education Rev. Bonds (Riverwalk Education Foundation, Inc.), Series 2019, 5.00% 8/15/2030	850	945
Arlington Higher Education Fin. Corp., Education Rev. Bonds (Riverwalk Education Foundation, Inc.), Series 2019, 5.00% 8/15/2031	880	978
Arlington Higher Education Fin. Corp., Education Rev. Bonds (Uplift Education), Series 2016-A, 2.75% 12/1/2026	355	343
Arlington Higher Education Fin. Corp., Education Rev. Bonds (Uplift Education), Series 2017-B, 5.00% 12/1/2026	450	475
Arlington Higher Education Fin. Corp., Education Rev. Bonds (Uplift Education), Series 2019-A, 4.00% 12/1/2027	460	473
Arlington Higher Education Fin. Corp., Education Rev. Bonds (Uplift Education), Series 2017-B, 5.00% 12/1/2027	250	267
Arlington Higher Education Fin. Corp., Education Rev. Bonds (Uplift Education), Series 2019-A, 4.00% 12/1/2028	475	488
Arlington Higher Education Fin. Corp., Education Rev. Bonds (Uplift Education), Series 2019-A, 4.00% 12/1/2029	395	406
Arlington Higher Education Fin. Corp., Education Rev. Bonds (Uplift Education), Series 2019-A, 4.00% 12/1/2033	585	596
Arlington Higher Education Fin. Corp., Education Rev. Bonds (Uplift Education), Series 2019-A, 4.00% 12/1/2034	605	615
Arlington Independent School Dist., Unlimited Tax School Building and Rev. Ref. Bonds, Series 2020, 5.00% 2/15/2026	325	339

Limited Term Tax-Exempt Bond Fund of America (continued)

Bonds, notes & other debt instruments (continued)

	Principal amount (000)	Value (000)
Texas (continued)		
Arlington Independent School Dist., Unlimited Tax School Building and Rev. Ref. Bonds, Series 2023, 5.00% 2/15/2027	USD2,250	\$ 2,405
Arlington Independent School Dist., Unlimited Tax School Building Bonds, Series 2017, 5.00% 2/15/2028	1,125	1,172
City of Arlington, Permanent Improvement Bonds, Series 2021-A, 5.00% 8/15/2030	1,450	1,658
Aubrey Independent School Dist., Unlimited Tax School Building Bonds, Series 2022, 5.00% 2/15/2033	1,205	1,412
City of Austin, Electric Utility System Rev. Ref. and Improvement Bonds, Series 2020-A, 5.00% 11/15/2029	2,000	2,257
City of Austin, Electric Utility System Rev. Ref. Bonds, Series 2019-B, 5.00% 11/15/2029	1,000	1,129
City of Austin, Electric Utility System Rev. Ref. Bonds, Series 2015-A, 5.00% 11/15/2030	1,520	1,565
City of Austin, Water and Wastewater System Rev. Ref. Bonds, Series 2015-A, 5.00% 5/15/2030	3,700	3,812
Barbers Hill Independent School Dist., Unlimited Tax School Building Bonds, Series 2022, 5.00% 2/15/2035	4,085	4,770
City of Baytown, Municipal Dev. Dist., Hotel Rev. Bonds (Baytown Convention Center Hotel), Series 2021-A, 2.50% 10/1/2031	750	658
County of Bexar, Hospital Dist., Limited Tax Rev. Ref. Bonds, Series 2019, 5.00% 2/15/2031	2,480	2,695
Birdville Independent School Dist., Unlimited Tax School Building Bonds, Series 2023-A, 5.00% 2/15/2034	1,000	1,187
Boerne Independent School Dist., Unlimited Tax School Building Rev. Ref. Bonds, Series 2023, 3.125% 2/1/2053 (put 2/1/2027)	18,775	18,732
City of Bryan, Electric System Rev. Bonds, Series 2021, BAM insured, 5.00% 7/1/2025	235	241
City of Bryan, Electric System Rev. Bonds, Series 2021, BAM insured, 5.00% 7/1/2028	265	288
Canyon Independent School Dist., Unlimited Tax School Building Bonds, Series 2019, 5.00% 2/15/2027	1,000	1,067
Central Texas Regional Mobility Auth., Rev. Bond Anticipation Notes, Series 2021-C, 5.00% 1/1/2027	4,000	4,122
Central Texas Regional Mobility Auth., Rev. Ref. Bonds, Series 2016, 5.00% 1/1/2026	1,500	1,555
Central Texas Regional Mobility Auth., Rev. Ref. Bonds, Series 2021-D, 5.00% 1/1/2028	1,095	1,171
Central Texas Regional Mobility Auth., Rev. Ref. Bonds, Series 2021-D, 5.00% 1/1/2030	2,125	2,351
Central Texas Regional Mobility Auth., Rev. Ref. Bonds, Series 2021-D, 5.00% 1/1/2031	3,000	3,369
Central Texas Regional Mobility Auth., Rev. Ref. Bonds, Series 2021-D, 5.00% 1/1/2032	520	587
Central Texas Regional Mobility Auth., Rev. Ref. Bonds, Series 2021-D, 5.00% 1/1/2033	2,770	3,124
Clear Creek Independent School Dist., Unlimited Tax School Building Bonds, Series 2013-B, 0.28% 2/15/2038 (put 8/15/2024)	4,165	4,092
Clifton Higher Education Fin. Corp., Education Rev. and Rev. Ref. Bonds (Idea Public Schools), Series 2017, 5.00% 8/15/2027	1,360	1,461
Clifton Higher Education Fin. Corp., Education Rev. Bonds (Idea Public Schools), Series 2021-T, 5.00% 8/15/2024	295	297
Clifton Higher Education Fin. Corp., Education Rev. Bonds (Idea Public Schools), Series 2018, 5.00% 8/15/2025	1,990	2,034
Clifton Higher Education Fin. Corp., Education Rev. Bonds (Idea Public Schools), Series 2021-T, 5.00% 8/15/2025	315	322
Clifton Higher Education Fin. Corp., Education Rev. Bonds (Idea Public Schools), Series 2019, 5.00% 8/15/2026	4,800	5,032
Clifton Higher Education Fin. Corp., Education Rev. Bonds (Idea Public Schools), Series 2021-T, 5.00% 8/15/2026	245	257
Clifton Higher Education Fin. Corp., Education Rev. Bonds (Idea Public Schools), Series 2018, 5.00% 8/15/2027	1,150	1,235
Clifton Higher Education Fin. Corp., Education Rev. Bonds (Idea Public Schools), Series 2021-T, 5.00% 8/15/2027	315	338
Clifton Higher Education Fin. Corp., Education Rev. Bonds (Idea Public Schools), Series 2022-A, 5.00% 8/15/2027	500	520
Clifton Higher Education Fin. Corp., Education Rev. Bonds (Idea Public Schools), Series 2019, 5.00% 8/15/2028	2,535	2,775
Clifton Higher Education Fin. Corp., Education Rev. Bonds (Idea Public Schools), Series 2021-T, 5.00% 8/15/2028	410	449
Clifton Higher Education Fin. Corp., Education Rev. Bonds (Idea Public Schools), Series 2022-A, 5.00% 8/15/2028	300	315
Clifton Higher Education Fin. Corp., Education Rev. Bonds (Idea Public Schools), Series 2021-T, 5.00% 8/15/2029	470	524
Clifton Higher Education Fin. Corp., Education Rev. Bonds (Idea Public Schools), Series 2022-A, 5.00% 8/15/2029	315	335
Clifton Higher Education Fin. Corp., Education Rev. Bonds (Idea Public Schools), Series 2021-T, 5.00% 8/15/2030	250	284
Clifton Higher Education Fin. Corp., Education Rev. Bonds (Idea Public Schools), Series 2022-A, 5.00% 8/15/2030	385	413
Clifton Higher Education Fin. Corp., Education Rev. Bonds (Idea Public Schools), Series 2021-T, 5.00% 8/15/2031	575	663
College Student Loan G.O. Bonds, Series 2019, AMT, 5.00% 8/1/2027	3,590	3,800
Collin County Community College Dist., G.O. Bonds, Series 2020-A, 5.00% 8/15/2030	1,500	1,680
Collin County Community College Dist., G.O. Bonds, Series 2020-A, 5.00% 8/15/2031	1,250	1,399
Conroe Local Government Corp., Hotel Rev. Bonds (Conroe Convention Center Hotel), Series 2021-A, 2.50% 10/1/2031	615	530
Corpus Christi Independent School Dist., Unlimited Tax School Building and Rev. Ref. Bonds, Series 2020, 5.00% 8/15/2027	675	728
City of Corpus Christi, Utility System Rev. Improvement and Rev. Ref. Bonds, Series 2023, 5.00% 7/15/2030	2,220	2,521
Port of Corpus Christi Auth. of Nueces County, Rev. Bonds, Series 2018-A, 5.00% 12/1/2027	490	528
Crandall Independent School Dist., Unlimited Tax School Building Bonds, Series 2022-A, 5.00% 8/15/2035	1,085	1,254
Crowley Independent School Dist., Unlimited Tax Rev. Ref. Bonds, Series 2016-B, 4.00% 8/1/2039 (preref. 8/1/2025)	1,665	1,689
Crowley Independent School Dist., Unlimited Tax School Building Bonds, Series 2019, 5.00% 8/1/2028	310	340
Crowley Independent School Dist., Unlimited Tax School Building Bonds, Series 2019, 5.00% 8/1/2029	400	444
Crowley Independent School Dist., Unlimited Tax School Building Bonds, Series 2019, 5.00% 8/1/2031	1,045	1,158
Crowley Independent School Dist., Unlimited Tax School Building Bonds, Series 2019, 5.00% 8/1/2032	855	947

Limited Term Tax-Exempt Bond Fund of America (continued)

Bonds, notes & other debt instruments (continued)	Principal amount (000)	Value (000)
Texas (continued)		
Cypress-Fairbanks Independent School Dist., Unlimited Tax School Building and Rev. Ref. Bonds, Series 2020, 5.00% 2/15/2027	USD1,000	\$ 1,068
Cypress-Fairbanks Independent School Dist., Unlimited Tax School Building and Rev. Ref. Bonds, Series 2023-A, 5.00% 2/15/2035	3,250	3,852
Cypress-Fairbanks Independent School Dist., Unlimited Tax School Building Bonds, Series 2015-B-1, 0.28% 2/15/2040 (put 8/15/2024)	1,805	1,773
Cypress-Fairbanks Independent School Dist., Unlimited Tax School Building Bonds, Series 2015-B-2, 0.28% 2/15/2040 (put 8/15/2024)	4,270	4,195
Cities of Dallas and Fort Worth, Dallas/Fort Worth International Airport, Joint Rev. Ref. Bonds, Series 2023-C, AMT, 5.00% 11/1/2032	8,400	9,457
City of Dallas, Special Tax Rev. Bonds (Kay Bailey Hutchison Convention Center Dallas Venue Project), Series 2023, 6.00% 8/15/2053 (put 8/15/2028) ²	2,210	2,240
Dallas Independent School Dist., Unlimited Tax Rev. Ref. Bonds, Series 2014-A, 5.00% 8/15/2034 (preref. 8/15/2024)	1,000	1,010
Dallas Independent School Dist., Unlimited Tax School Building Bonds, Series 2019-B, 3.00% 2/15/2034	4,000	3,864
Dallas Independent School Dist., Unlimited Tax School Building Rev. Ref. Bonds, Series 2023, 5.00% 2/15/2028	930	1,015
City of Dallas Housing Fin. Corp., Multi Family Housing Rev. Bonds (Highpoint at Wynnewood), Series 2022, 3.50% 2/1/2044 (put 2/1/2026)	2,320	2,300
City of Dallas Housing Fin. Corp., Multi Family Housing Rev. Bonds (Rosemont at Ash Creek Apartments), Series 2023, 5.00% 7/1/2026 (put 12/1/2025)	1,835	1,881
Deer Park Independent School Dist., Limited Tax Rev. Ref. Bonds, Series 2021-A, 5.00% 2/15/2030	1,635	1,862
Del Mar College Dist., Limited Tax Bonds, Series 2020-A, 5.00% 8/15/2028	370	404
Del Mar College Dist., Limited Tax Bonds, Series 2020-B, 5.00% 8/15/2028	455	497
Del Mar College Dist., Limited Tax Bonds, Series 2020-A, 5.00% 8/15/2029	775	864
Del Mar College Dist., Limited Tax Bonds, Series 2020-B, 5.00% 8/15/2029	460	513
Del Mar College Dist., Limited Tax Bonds, Series 2020-A, 5.00% 8/15/2030	450	504
Del Mar College Dist., Limited Tax Bonds, Series 2020-B, 5.00% 8/15/2030	505	565
Del Valle Independent School Dist., Unlimited Tax School Building Bonds, Series 2020, 5.00% 6/15/2027	1,000	1,074
City of Denton, Utility System Rev. Bonds, Series 2017, 5.00% 12/1/2028	7,320	7,654
County of Denton, Permanent Improvement and Rev. Ref. Bonds, Series 2023, 5.00% 7/15/2030	3,160	3,617
Denton County Housing Fin. Corp., Multi Family Housing Rev. Bonds (Pathway on Woodrow Apartments), Series 2022, 5.00% 2/1/2026 (put 2/1/2025)	3,845	3,893
Denton Independent School Dist., Unlimited Tax School Building Bonds, Series 2023, 5.00% 8/15/2034	3,050	3,669
Denton Independent School Dist., Unlimited Tax School Building Bonds, Series 2023, 5.00% 8/15/2035	3,295	3,944
Dumas Independent School Dist., Unlimited Tax School Building Bonds, Series 2020, 5.00% 2/1/2027	1,505	1,605
Dumas Independent School Dist., Unlimited Tax School Building Bonds, Series 2020, 5.00% 2/1/2028	1,335	1,454
Eagle Mountain-Saginaw Independent School Dist., Unlimited Tax School Building Bonds, Series 2019, 5.00% 8/15/2027	600	648
Eagle Mountain-Saginaw Independent School Dist., Unlimited Tax School Building Bonds, Series 2019, 5.00% 8/15/2028	1,000	1,103
Eagle Mountain-Saginaw Independent School Dist., Unlimited Tax School Building Bonds, Series 2019, 5.00% 8/15/2030	1,010	1,108
City of El Paso, Combination Tax and Rev. Bonds Certs. of Obligation, Series 2021-A, 5.00% 8/15/2027	275	296
City of El Paso, Combination Tax and Rev. Bonds Certs. of Obligation, Series 2021-A, 5.00% 8/15/2028	350	384
City of El Paso, Combination Tax and Rev. Bonds Certs. of Obligation, Series 2021-A, 5.00% 8/15/2029	425	476
El Paso Independent School Dist., Unlimited Tax Rev. Ref. Bonds, Series 2020, 5.00% 8/15/2027	1,000	1,081
Forney Independent School Dist., Unlimited Tax School Building and Rev. Ref. Bonds, Series 2020-A, 5.00% 8/15/2029	1,255	1,407
Fort Bend Grand Parkway Toll Road Auth., Limited Contract Tax and Toll Road Rev. Ref. Bonds, Series 2021-A, 5.00% 3/1/2031	1,000	1,150
Fort Bend Grand Parkway Toll Road Auth., Limited Contract Tax and Toll Road Rev. Ref. Bonds, Series 2021-A, 4.00% 3/1/2032	500	542
Fort Bend Grand Parkway Toll Road Auth., Limited Contract Tax and Toll Road Rev. Ref. Bonds, Series 2021-A, 4.00% 3/1/2033	1,000	1,077
Fort Bend Independent School Dist., Unlimited Tax Rev. Ref. Bonds, Series 2021-B, 0.72% 8/1/2051 (put 8/1/2026)	14,215	13,304
Fort Bend Independent School Dist., Unlimited Tax School Building and Rev. Ref. Bonds, Series 2020-B, 0.875% 8/1/2050 (put 8/1/2025)	5,640	5,429
Fort Bend Independent School Dist., Unlimited Tax School Building Bonds, Series 2020-A, 5.00% 8/15/2028	1,635	1,803
Fort Worth Independent School Dist., Unlimited Tax School Building Bonds, Series 2019-A, 5.00% 2/15/2027	1,075	1,149
Frisco Independent School Dist., Unlimited Tax School Building and Rev. Ref. Bonds, Capital Appreciation Bonds, Series 1999, 0% 8/15/2027	2,410	2,170
G.O. Water Financial Assistance Rev. Ref. Bonds, Series 2021-B, 4.00% 8/1/2028	1,500	1,519
G.O. Water Financial Assistance Rev. Ref. Bonds, Series 2021-B, 4.00% 8/1/2029	1,500	1,519

Limited Term Tax-Exempt Bond Fund of America (continued)

Bonds, notes & other debt instruments (continued)	Principal amount (000)	Value (000)
Texas (continued)		
G.O. Water Financial Assistance Rev. Ref. Bonds, Series 2021-B, 4.00% 8/1/2030	USD630	\$ 638
Galveston Independent School Dist., Unlimited Tax School Building Bonds, Series 2022, 5.00% 2/1/2032	1,360	1,540
Galveston Public Fac. Corp., Multi Family Housing Rev. Bonds (The Orleanders at Broadway), Series 2021, 0.47% 8/1/2025 (put 8/1/2024)	6,140	6,008
City of Garland, Electric Utility System Rev. Ref. Bonds, Series 2021-A, 5.00% 3/1/2028	275	296
City of Garland, Electric Utility System Rev. Ref. Bonds, Series 2021-A, 5.00% 3/1/2029	385	422
City of Garland, Electric Utility System Rev. Ref. Bonds, Series 2021-A, 5.00% 3/1/2030	375	418
City of Garland, Electric Utility System Rev. Ref. Bonds, Series 2021-A, 5.00% 3/1/2031	625	708
City of Garland, Electric Utility System Rev. Ref. Bonds, Series 2021-A, 5.00% 3/1/2032	720	815
Garland Independent School Dist., Unlimited Tax School Building Bonds, Series 2023-A, 5.00% 2/15/2035	3,450	4,092
Goose Creek Consolidated Independent School Dist., Unlimited Tax School Building Bonds, Series 2014-B, 0.60% 2/15/2035 (put 8/17/2026)	3,190	2,999
Harlandale Independent School Dist., Maintenance Tax Notes, Series 2021, BAM insured, 2.00% 8/15/2040 (put 8/15/2024)	1,745	1,732
Harlandale Independent School Dist., Unlimited Tax Rev. Ref. Bonds, Series 2020, 0.75% 8/15/2045 (put 8/15/2025)	4,570	4,399
Harlingen Consolidated Independent School Dist., Unlimited Tax Rev. Ref. Bonds, Series 2020, 5.00% 8/15/2032	1,000	1,123
County of Harris, Flood Control Dist., Improvement Rev. Ref. Bonds, Series 2020-A, 5.00% 10/1/2027	910	986
County of Harris, Metropolitan Transit Auth., Sales and Use Tax Contractual Obligations, Series 2015-B, 5.00% 11/1/2025	810	840
County of Harris, Metropolitan Transit Auth., Sales and Use Tax Contractual Obligations, Series 2014, 5.00% 11/1/2027 (preref. 11/1/2024)	1,140	1,154
Harris County Cultural Education Facs. Fin. Corp., Hospital Rev. Bonds (Texas Children's Hospital), Series 2019-B, 5.00% 10/1/2041 (put 10/1/2024)	5,440	5,491
Harris County Cultural Education Facs. Fin. Corp., Rev. Bonds (Texas Medical Center), Series 2020-A, 0.90% 5/15/2050 (put 5/15/2025)	4,590	4,408
Harris County Cultural Education Facs. Fin. Corp., Thermal Utility Rev. Ref. Bonds (TECO Project), Series 2017, 5.00% 11/15/2026	1,150	1,206
Harris County Cultural Education Facs. Fin. Corp., Thermal Utility Rev. Ref. Bonds (TECO Project), Series 2017, 5.00% 11/15/2031	2,045	2,168
Harris County Health Facs. Dev. Corp., Rev. Ref. Bonds (CHRISTUS Health), Series 2005-A-4, Assured Guaranty Municipal insured, 4.29% 7/1/2031 ¹	125	125
Hays Consolidated Independent School Dist., Unlimited Tax Rev. Ref. Bonds, Series 2017, 5.00% 2/15/2027	1,790	1,912
Hays Consolidated Independent School Dist., Unlimited Tax School Building Bonds, Series 2023, 5.00% 2/15/2027	1,000	1,068
Hays Consolidated Independent School Dist., Unlimited Tax School Building Bonds, Series 2021, 4.00% 2/15/2031	1,230	1,298
Hays Consolidated Independent School Dist., Unlimited Tax School Building Bonds, Series 2023, 5.00% 2/15/2034	2,460	2,881
Hays Consolidated Independent School Dist., Unlimited Tax School Building Bonds, Series 2022, 5.00% 2/15/2035	1,000	1,149
Dept. of Housing and Community Affairs, Multi Family Housing Rev. Bonds (The Park at Kirkstall), Series 2021, 0.65% 12/1/2025 (put 12/1/2024)	11,650	11,264
Dept. of Housing and Community Affairs, Residential Mortgage Rev. Bonds, Series 2019-A, 4.75% 1/1/2049	1,695	1,710
Dept. of Housing and Community Affairs, Residential Mortgage Rev. Bonds, Series 2021-A, 3.00% 1/1/2052	16,215	15,644
Dept. of Housing and Community Affairs, Residential Mortgage Rev. Bonds, Series 2022-B, 5.75% 1/1/2053	2,540	2,720
Dept. of Housing and Community Affairs, Residential Mortgage Rev. Bonds, Series 2023-A, 5.50% 7/1/2053	21,945	23,541
Dept. of Housing and Community Affairs, Single Family Mortgage Rev. Bonds, Series 2018-A, 4.75% 3/1/2049	2,330	2,352
Dept. of Housing and Community Affairs, Single Family Mortgage Rev. Bonds, Series 2019-A, 4.00% 3/1/2050	7,430	7,402
Dept. of Housing and Community Affairs, Single Family Mortgage Rev. Bonds, Series 2020-A, 3.50% 3/1/2051	6,565	6,436
Dept. of Housing and Community Affairs, Single Family Mortgage Rev. Bonds, Series 2021-A, 3.00% 3/1/2052	17,950	17,301
Dept. of Housing and Community Affairs, Single Family Mortgage Rev. Bonds, Series 2022-A, 5.50% 9/1/2052	1,670	1,772
Dept. of Housing and Community Affairs, Single Family Mortgage Rev. Bonds, Series 2022-B, 6.00% 3/1/2053	9,860	10,768
Dept. of Housing and Community Affairs, Single Family Mortgage Rev. Bonds, Series 2023-C, 6.00% 3/1/2054	3,645	4,034
Housing Options, Inc., Multi Family Housing Rev. Bonds (Brooks Manor - The Oaks Project), Series 2021, 0.50% 8/1/2041 (put 3/1/2025)	2,540	2,420
Housing Options, Inc., Multi Family Housing Rev. Bonds (Estelle Village Apartments), Series 2022, 3.90% 2/1/2026 (put 2/1/2025)	11,200	11,198
City of Houston, Airport System Rev. and Rev. Ref. Bonds, Series 2018-A, AMT, 5.00% 7/1/2028	1,000	1,068
City of Houston, Airport System Rev. Bonds, Series 2018-C, AMT, BAM insured, 5.00% 7/1/2025	1,250	1,275
City of Houston, Airport System Rev. Ref. Bonds, Series 2018-C, AMT, 5.00% 7/1/2026	1,380	1,433
City of Houston, Airport System Rev. Ref. Bonds, Series 2023-B, Assured Guaranty Municipal insured, AMT, 5.00% 7/1/2028	3,825	4,090

Limited Term Tax-Exempt Bond Fund of America (continued)

Bonds, notes & other debt instruments (continued)	Principal amount (000)	Value (000)
Texas (continued)		
City of Houston, Airport System Rev. Ref. Bonds, Series 2018-C, AMT, 5.00% 7/1/2029	USD1,500	\$ 1,603
City of Houston, Airport System Rev. Ref. Bonds, Series 2020-A, AMT, 5.00% 7/1/2029	1,700	1,846
City of Houston, Airport System Rev. Ref. Bonds, Series 2023-B, Assured Guaranty Municipal insured, AMT, 5.00% 7/1/2029	8,420	9,150
City of Houston, Airport System Rev. Ref. Bonds, Series 2018-C, AMT, 5.00% 7/1/2030	1,035	1,099
City of Houston, Airport System Rev. Ref. Bonds, Series 2020-A, AMT, 5.00% 7/1/2030	3,440	3,773
City of Houston, Airport System Rev. Ref. Bonds, Series 2023-B, Assured Guaranty Municipal insured, AMT, 5.00% 7/1/2031	15,000	16,641
City of Houston, Airport System Rev. Ref. Bonds, Series 2020-A, AMT, 4.00% 7/1/2037	2,945	2,957
City of Houston, Combined Utility System Rev. and Rev. Ref. Bonds, Series 2016-B, 5.00% 11/15/2027	500	526
City of Houston, Combined Utility System Rev. Ref. Bonds, Series 2019-B, 5.00% 11/15/2027	550	597
City of Houston, Combined Utility System Rev. Ref. Bonds, Series 2019-B, 5.00% 11/15/2028	500	553
City of Houston, Combined Utility System Rev. Ref. Bonds, Series 2019-B, 5.00% 11/15/2029	490	553
City of Houston, Combined Utility System Rev. Ref. Bonds, Series 2019-B, 5.00% 11/15/2030	650	733
City of Houston, Combined Utility System Rev. Ref. Bonds, Capital Appreciation Bonds, Series 1998-A, Assured Guaranty Municipal insured, 0% 12/1/2024 (escrowed to maturity)	2,500	2,433
City of Houston, Convention and Entertainment Facs. Dept., Hotel Occupancy Tax and Special Rev. Ref. Bonds, Series 2021, 4.00% 9/1/2025	85	86
City of Houston, Convention and Entertainment Facs. Dept., Hotel Occupancy Tax and Special Rev. Ref. Bonds, Series 2021, 4.00% 9/1/2026	140	143
City of Houston, Convention and Entertainment Facs. Dept., Hotel Occupancy Tax and Special Rev. Ref. Bonds, Series 2021, 4.00% 9/1/2028	355	370
City of Houston, Convention and Entertainment Facs. Dept., Hotel Occupancy Tax and Special Rev. Ref. Bonds, Series 2021, 4.00% 9/1/2030	280	296
City of Houston, Convention and Entertainment Facs. Dept., Hotel Occupancy Tax and Special Rev. Ref. Bonds, Series 2021, 4.00% 9/1/2031	160	170
City of Houston, Downtown Redev. Auth., Tax Increment Contract Rev. Ref. Bonds, Series 2015, BAM insured, 5.00% 9/1/2027	2,460	2,549
City of Houston, Memorial City Redev. Auth., Tax Increment Contract Rev. and Rev. Ref. Bonds, Series 2019, Assured Guaranty Municipal insured, 5.00% 9/1/2027	1,050	1,113
City of Houston, Memorial City Redev. Auth., Tax Increment Contract Rev. and Rev. Ref. Bonds, Series 2019, Assured Guaranty Municipal insured, 5.00% 9/1/2028	1,250	1,345
City of Houston, Water and Sewer System Rev. Ref. Bonds, Capital Appreciation Bonds, Series 1998-A, Assured Guaranty Municipal insured, 0% 12/1/2028 (escrowed to maturity)	1,300	1,129
Houston Housing Fin. Corp., Multi Family Housing Rev. Notes (Summerdale Apartments), Series 2023, 5.00% 8/1/2041 (put 8/1/2026)	2,095	2,149
Hurst-Euless-Bedford Independent School Dist., Unlimited Tax School Building Bonds, Series 2019, 5.00% 8/15/2026	1,250	1,318
Hutto Independent School Dist., Unlimited Tax School Building Bonds, Series 2015, 2.00% 2/1/2055 (put 8/1/2025)	3,750	3,687
Irving Independent School Dist., Unlimited Tax Rev. Ref. Bonds, Series 2016, 5.00% 2/15/2027	1,350	1,406
County of Kaufman, Unlimited Tax Road Bonds, Series 2020, 5.00% 2/15/2031	1,000	1,092
Kaufman Independent School Dist., Unlimited Tax School Building and Rev. Ref. Bonds, Series 2016, 5.00% 2/15/2028	1,445	1,505
Kilgore Independent School Dist., Unlimited Tax School Building Bonds, Series 2022, 5.00% 2/15/2026	205	214
Lake Dallas Independent School Dist., Unlimited Tax School Building and Rev. Ref. Bonds, Capital Appreciation Bonds, Series 2001, 0% 8/15/2027	2,180	1,958
Lake Travis Independent School Dist., Unlimited Tax School Building Bonds, Series 2019, 5.00% 2/15/2026	1,110	1,157
Lamar Consolidated Independent School Dist., Unlimited Tax Schoolhouse Bonds, Series 2021, 5.00% 2/15/2029	740	823
Leander Independent School Dist., Unlimited Tax School Building Bonds, Capital Appreciation Bonds, Series 2014-C, 0% 8/15/2049 (preref. 8/15/2024)	3,000	744
Love Field Airport Modernization Corp., General Airport Rev. Bonds, Series 2017, AMT, 5.00% 11/1/2026	1,000	1,042
Love Field Airport Modernization Corp., General Airport Rev. Ref. Bonds, Series 2021, AMT, Assured Guaranty Municipal insured, 5.00% 11/1/2032	3,535	3,935
Lower Colorado River Auth., Rev. Ref. Bonds, Series 2022, Assured Guaranty Municipal insured, 5.00% 5/15/2031	1,800	2,077
Lower Colorado River Auth., Rev. Ref. Bonds, Series 2023-B, 5.00% 5/15/2039 (put 5/15/2028)	2,400	2,554
Lower Colorado River Auth., Transmission Contract Rev. Ref. Bonds (LCRA Transmission Services Corp. Project), Series 2020-A, 5.00% 5/15/2029	1,000	1,110
Lower Colorado River Auth., Transmission Contract Rev. Ref. Bonds (LCRA Transmission Services Corp. Project), Series 2020-A, 5.00% 5/15/2030	1,000	1,131
Lower Colorado River Auth., Transmission Contract Rev. Ref. Bonds (LCRA Transmission Services Corp. Project), Series 2020, 5.00% 5/15/2033	2,010	2,230
City of Lubbock, Electric Light and Power System Rev. Ref. Bonds, Series 2023, 5.00% 4/15/2032	1,145	1,341

Limited Term Tax-Exempt Bond Fund of America (continued)

Bonds, notes & other debt instruments (continued)	Principal amount (000)	Value (000)
Texas (continued)		
City of Lubbock, Electric Light and Power System Rev. Ref. Bonds, Series 2023, 5.00% 4/15/2034	USD1,000	\$ 1,184
Lumberton Independent School Dist., Unlimited Tax School Building Bonds, Series 2020, 5.00% 2/15/2029	1,310	1,461
Manor Independent School Dist., Unlimited Tax School Building Bonds, Series 2022, 5.00% 8/1/2032	575	679
Mansfield Independent School Dist., Unlimited Tax Rev. Ref. Bonds, Series 2015, 5.00% 2/15/2028 (preref. 2/15/2025)	2,415	2,464
Mansfield Independent School Dist., Unlimited Tax School Building Bonds, Series 2014, 5.00% 2/15/2034 (preref. 2/15/2024)	1,290	1,291
County of Matagorda, Navigation Dist. No. 1, Pollution Control Rev. Ref. Bonds (Central Power and Light Co. Project), Series 1996, AMT, 4.25% 5/1/2030	2,665	2,656
McAllen Independent School Dist., Maintenance Tax Notes, Series 2020, 5.00% 2/15/2026	895	931
City of McKinney, Waterworks and Sewer System Rev. Bonds, Series 2022, 5.00% 3/15/2029	400	443
McKinney Independent School Dist., Unlimited Tax School Building Bonds, Series 2018, 5.00% 2/15/2028	1,640	1,791
Medina Valley Independent School Dist., Unlimited Tax School Building Bonds, Series 2023, 5.00% 2/15/2035	4,220	4,972
Medina Valley Independent School Dist., Unlimited Tax School Building Bonds, Series 2021, 0.82% 2/15/2051 (put 2/15/2026)	3,255	3,052
Municipal Gas Acquisition and Supply Corp. I, Gas Supply Rev. Bonds, Series 2008-D, 6.25% 12/15/2026	2,640	2,750
Municipal Gas Acquisition and Supply Corp. II, Gas Supply Rev. Bonds, Series 2007-B, (SIFMA Municipal Swap Index + 0.55%) 5.10% 9/15/2027 ¹	1,590	1,564
Municipal Gas Acquisition and Supply Corp. III, Gas Supply Rev. Ref. Bonds, Series 2021, 5.00% 12/15/2025	1,215	1,237
Municipal Gas Acquisition and Supply Corp. IV, Gas Supply Rev. Bonds, Series 2023-A, 5.50% 1/1/2054 (put 1/1/2030)	18,900	20,328
Municipal Gas Acquisition and Supply Corp. IV, Gas Supply Rev. Bonds, Series 2023-B, 5.50% 1/1/2054 (put 1/1/2034)	12,680	14,195
Municipal Power Agcy., Transmission System Rev. Ref. Bonds, Series 2021, Assured Guaranty Municipal insured, 2.00% 9/1/2033	1,790	1,487
Municipal Power Agcy., Transmission System Rev. Ref. Bonds, Series 2021, Assured Guaranty Municipal insured, 3.00% 9/1/2034	1,040	1,000
Municipal Power Agcy., Transmission System Rev. Ref. Bonds, Series 2021, Assured Guaranty Municipal insured, 3.00% 9/1/2036	1,345	1,247
Nederland Independent School Dist., Unlimited Tax School Building Bonds, Series 2021, 5.00% 8/15/2029	1,150	1,296
Nederland Independent School Dist., Unlimited Tax School Building Bonds, Series 2021, 5.00% 8/15/2030	1,000	1,126
Nederland Independent School Dist., Unlimited Tax School Building Bonds, Series 2021, 5.00% 8/15/2031	1,075	1,209
Nederland Independent School Dist., Unlimited Tax School Building Bonds, Series 2021, 4.00% 8/15/2032	1,000	1,055
New Caney Independent School Dist., Unlimited Tax School Building Bonds, Series 2023, 5.00% 2/15/2035	750	892
New Hope Cultural Education Facs. Fin. Corp., Hospital Rev. Bonds (Children's Health System of Texas Project), Series 2017-A, 5.00% 8/15/2028	1,500	1,608
New Hope Cultural Education Facs. Fin. Corp., Retirement Fac. Rev. Bonds (Westminster Project), Series 2016, 5.00% 11/1/2024	795	797
New Hope Cultural Education Facs. Fin. Corp., Retirement Fac. Rev. Bonds (Westminster Project), Series 2016, 5.00% 11/1/2027	1,230	1,254
New Hope Cultural Education Facs. Fin. Corp., Retirement Fac. Rev. Bonds (Westminster Project), Series 2016, 5.00% 11/1/2028	1,675	1,710
New Hope Cultural Education Facs. Fin. Corp., Student Housing Rev. Bonds (CHF-Collegiate Housing Stephenville III, LLC - Tarleton State University Project), Series 2015-A, 5.00% 4/1/2030 (preref. 4/1/2025)	800	816
North Central Texas Health Facs. Dev. Corp., Hospital Rev. Bonds (Presbyterian Healthcare System Project), Series 1996, National insured, 5.75% 6/1/2026 (escrowed to maturity)	3,130	3,235
North Central Texas Housing Fin. Corp., Multi Family Housing Rev. Bonds (Bluebonnet Ridge Apartments), Series 2021, 0.375% 8/1/2040 (put 8/1/2024)	2,880	2,816
North East Independent School Dist., Unlimited Tax School Building and Rev. Ref. Bonds, Series 2019-A, 4.00% 8/1/2032	215	224
North Fort Bend Water Auth., Water System Rev. and Rev. Ref. Bonds, Series 2021, BAM insured, 5.00% 12/15/2028	1,000	1,101
North Fort Bend Water Auth., Water System Rev. and Rev. Ref. Bonds, Series 2021, BAM insured, 5.00% 12/15/2031	850	977
North Harris County Regional Water Auth., Rev. and Rev. Ref. Bonds, Series 2016, 5.00% 12/15/2034	950	996
North Texas Municipal Water Dist., Contract Rev. Bonds (Sabine Creek Regional Wastewater System), Series 2022, Assured Guaranty Municipal insured, 5.00% 6/1/2030	1,000	1,126
North Texas Tollway Auth., System Rev. and Rev. Ref. Bonds, Series 2019-A, 5.00% 1/1/2027	1,000	1,065
North Texas Tollway Auth., System Rev. and Rev. Ref. Bonds, Series 2019-A, 5.00% 1/1/2029	2,000	2,218
North Texas Tollway Auth., System Rev. Ref. Bonds, Series 2015-A, 5.00% 1/1/2030	300	305
North Texas Tollway Auth., System Rev. Ref. Bonds, Capital Appreciation Bonds, Series 2008-D, Assured Guaranty insured, 0% 1/1/2030	4,500	3,727

Limited Term Tax-Exempt Bond Fund of America (continued)

Bonds, notes & other debt instruments (continued)	Principal amount (000)	Value (000)
Texas (continued)		
Northside Independent School Dist., Unlimited Tax Rev. Ref. Bonds, Series 2020, 5.00% 8/1/2027	USD850	\$ 917
Northside Independent School Dist., Unlimited Tax School Building Bonds, Series 2017, 4.00% 6/1/2035	1,705	1,781
Northside Independent School Dist., Unlimited Tax School Building Bonds, Series 2020, 0.70% 6/1/2050 (put 6/1/2025)	7,415	7,176
Northwest Independent School Dist., Unlimited Tax School Building Bonds, Series 2021, 5.00% 2/15/2030	1,070	1,214
Northwest Independent School Dist., Unlimited Tax School Building Bonds, Series 2021, 5.00% 2/15/2031	1,000	1,135
Northwest Independent School Dist., Unlimited Tax School Building Bonds, Series 2017, 5.00% 2/15/2042 (preref. 2/15/2026)	5,075	5,297
County of Nueces, Combination Tax and Limited Tax Rev. Ref. Certs. of Obligation, Series 2021-A, 5.00% 2/15/2029	460	507
Odessa Housing Fin. Corp., Multi Family Housing Rev. Bonds (Cove in Odessa Apartments), Series 2021, 4.20% 6/1/2024 (4.05% on 2/1/2024) (put 2/1/2024) ³	14,080	14,080
Pasadena Independent School Dist., Unlimited Tax Rev. Ref. Bonds, Series 2019, 5.00% 2/15/2029	2,085	2,324
Pasadena Independent School Dist., Unlimited Tax School Building Bonds, Series 2023, 5.00% 2/15/2034	1,000	1,190
Pasadena Independent School Dist., Unlimited Tax School Building Bonds, Series 2023, 5.00% 2/15/2035	1,000	1,187
Pecos-Barstow-Toyah Independent School Dist., Unlimited Tax School Building Bonds, Series 2023, 5.00% 2/15/2028	1,000	1,087
Pecos-Barstow-Toyah Independent School Dist., Unlimited Tax School Building Bonds, Series 2023, 5.00% 2/15/2029	1,200	1,298
Pecos-Barstow-Toyah Independent School Dist., Unlimited Tax School Building Bonds, Series 2023, 5.00% 2/15/2035	1,440	1,547
Plano Independent School Dist., Unlimited Tax Rev. Ref. Bonds, Series 2016-A, 5.00% 2/15/2029	1,065	1,108
Plano Public Fac. Corp., Multi Family Housing Rev. Bonds (K Avenue Lofts), Series 2021, 0.65% 12/1/2041 (put 12/1/2024)	9,500	9,531
County of Rockwall, Permanent Improvement and Rev. Ref. Bonds, Series 2020, 5.00% 2/1/2028	1,400	1,516
County of Rockwall, Permanent Improvement and Rev. Ref. Bonds, Series 2020, 5.00% 2/1/2029	1,495	1,651
County of Rockwall, Permanent Improvement and Rev. Ref. Bonds, Series 2020, 5.00% 2/1/2030	950	1,053
County of Rockwall, Permanent Improvement and Rev. Ref. Bonds, Series 2020, 5.00% 2/1/2031	1,450	1,608
City of San Antonio, Airport System Rev. Ref. Bonds, Series 2019-A, AMT, 5.00% 7/1/2028	1,250	1,337
City of San Antonio, Combination Tax and Rev. Certs. of Obligation, Series 2020, 5.00% 8/1/2028	1,030	1,140
City of San Antonio, Electric and Gas Systems Rev. Ref. Bonds, Series 2022, 5.00% 2/1/2027	180	192
City of San Antonio, Electric and Gas Systems Rev. Ref. Bonds, Series 2022, 5.00% 2/1/2028	1,000	1,089
City of San Antonio, Electric and Gas Systems Rev. Ref. Bonds, Series 2022, 5.00% 2/1/2029	1,135	1,260
City of San Antonio, Electric and Gas Systems Rev. Ref. Bonds, Series 2022, 5.00% 2/1/2032	380	442
City of San Antonio, Passenger Fac. Charge and Airport System Rev. Ref. Bonds, Series 2019-A, AMT, 5.00% 7/1/2028	1,000	1,069
City of San Antonio, Passenger Fac. Charge and Airport System Rev. Ref. Bonds, Series 2019-A, AMT, 5.00% 7/1/2029	1,000	1,086
City of San Antonio, Water System Rev. Ref. Bonds, Series 2019-C, 5.00% 5/15/2027	1,000	1,072
San Antonio Housing Trust Fin. Corp., Multi Family Housing Rev. Bonds (The Arbors at West Avenue Apartments), Series 2022, 1.45% 3/1/2026 (put 3/1/2025)	2,400	2,318
San Antonio Independent School Dist., Unlimited Tax Rev. Ref. Bonds, Series 2020-B, 5.00% 8/15/2029	2,500	2,815
Spring Branch Independent School Dist., Unlimited Tax Schoolhouse Bonds, Series 2019, 5.00% 2/1/2027	1,725	1,842
Spring Independent School Dist., Unlimited Tax School Building Bonds, Series 2019, 5.00% 8/15/2031	1,850	2,031
Surface Transportation Corp., Private Activity Rev. Ref. Bonds (NTE Mobility Partners Segments 3 LLC), Series 2023, AMT, 5.00% 12/31/2034	3,650	3,892
Surface Transportation Corp., Private Activity Rev. Ref. Bonds (NTE Mobility Partners Segments 3 LLC), Series 2023, AMT, 5.125% 12/31/2035	2,880	3,079
Surface Transportation Corp., Rev. Ref. Bonds (LBJ Infrastructure Group, LLC I-635 Managed Lanes Project), Series 2020-A, 4.00% 12/31/2030	280	286
Tarrant County Cultural Education Facs. Fin. Corp., Hospital Rev. Bonds (Baylor Scott & White Health Project), Series 2016-A, 5.00% 11/15/2029	5,020	5,233
Tarrant County Cultural Education Facs. Fin. Corp., Hospital Rev. Bonds (Baylor Scott & White Health Project), Series 2022-E, 5.00% 11/15/2052 (put 5/15/2026)	9,315	9,640
Tarrant County Cultural Education Facs. Fin. Corp., Hospital Rev. Bonds (Baylor Scott & White Health Project), Series 2022-F, 5.00% 11/15/2052 (put 11/15/2030)	6,965	7,761
Tarrant County Cultural Education Facs. Fin. Corp., Hospital Rev. Bonds (Cook Children's Medical Center), Series 2020, 4.00% 12/1/2034	2,000	2,082
Tarrant County Cultural Education Facs. Fin. Corp., Rev. Bonds (Christus Health), Series 2018-B, 5.00% 7/1/2036	5,000	5,377
Tarrant County Cultural Education Facs. Fin. Corp., Rev. Bonds (Christus Health), Series 2022-A, 5.00% 7/1/2053 (put 7/1/2032)	15,990	17,969
Temple Independent School Dist., Unlimited Tax School Building Bonds, Series 2022, 5.00% 2/1/2032	1,560	1,797
Temple Independent School Dist., Unlimited Tax School Building Bonds, Series 2022, 5.00% 2/1/2033	1,500	1,727

Limited Term Tax-Exempt Bond Fund of America (continued)

Bonds, notes & other debt instruments (continued)	Principal amount (000)	Value (000)
Texas (continued)		
Temple Independent School Dist., Unlimited Tax School Building Bonds, Series 2022, 5.00% 2/1/2034	USD1,865	\$ 2,143
Texas City Independent School Dist., Unlimited Tax School Building Rev. Ref. Bonds, Series 2019, 5.00% 8/15/2025	1,500	1,547
Board of Regents of the Texas State University System, Rev. Fncg. System Rev. and Rev. Ref. Bonds, Series 2017-A, 5.00% 3/15/2026	1,425	1,490
Greater Texoma Utility Auth., Contract Rev. Bonds (City of Sherman Project), Series 2024, 5.00% 10/1/2029	1,700	1,898
Greater Texoma Utility Auth., Contract Rev. Bonds (City of Sherman Project), Series 2024, 5.00% 10/1/2030	1,225	1,387
Tomball Independent School Dist., Unlimited Tax School Building Bonds, Series 2020, 5.00% 2/15/2024	780	781
Transportation Commission, Highway Improvement G.O. Bonds, Series 2016-A, 5.00% 4/1/2028	1,000	1,045
Travis County Housing Fin. Corp., Multi Family Housing Rev. Bonds (Airport Gateway Apartments), Series 2022, 4.125% 6/1/2045 (put 6/1/2027)	3,850	3,875
Travis County Strategic Housing Fin. Corp., Multi Family Housing Rev. Bonds (Yager Flats), Series 2021, 0.46% 9/1/2041 (put 2/1/2025)	28,045	26,795
Trinity River Auth., Improvement Rev. and Rev. Ref. Bonds (Tarrant County Water Project), Series 2023, 5.00% 2/1/2035	1,000	1,179
Trinity River Auth., Regional Wastewater System Rev. Improvement and Rev. Ref. Bonds, Series 2019, 5.00% 8/1/2027	1,250	1,347
Trinity River Auth., Regional Wastewater System Rev. Ref. Bonds, Series 2021, 5.00% 8/1/2031	2,195	2,561
United Independent School Dist., Unlimited Tax School Building Bonds, Series 2019, 5.00% 8/15/2026	1,420	1,498
Board of Regents of the University of Houston System, Consolidated Rev. and Rev. Ref. Bonds, Series 2017-C, 5.00% 2/15/2028	2,665	2,776
Board of Regents of the University of North Texas System, Rev. Fncg. System Rev. Ref. and Improvement Bonds, Series 2018-A, 5.00% 4/15/2025	240	246
Board of Regents of the University of North Texas System, Rev. Fncg. System Rev. Ref. and Improvement Bonds, Series 2018-A, 5.00% 4/15/2026	760	794
Board of Regents of the University of Texas System, Rev. Fncg. System Bonds, Series 2022-A, 4.00% 8/15/2036	1,810	1,920
Upper Trinity Regional Water Dist., Treated Water Supply System Rev. Ref. Bonds, Series 2022, BAM insured, 5.00% 8/1/2028	815	888
Upper Trinity Regional Water Dist., Treated Water Supply System Rev. Ref. Bonds, Series 2022, BAM insured, 5.00% 8/1/2029	465	516
Waco Independent School Dist., Unlimited Tax Rev. Ref. Bonds, Series 2016, 5.00% 8/15/2027	1,615	1,703
Waco Public Facs. Corp. II, Multi Family Housing Rev. Bonds (Trendwood Apartments), Series 2022, 3.50% 8/1/2025 (put 8/1/2024)	9,860	9,835
Water Dev. Board, State Revolving Fund Rev. Bonds, Series 2018, 5.00% 8/1/2030	2,760	2,976
Water Dev. Board, State Water Implementation Rev. Fund, Rev. Bonds (Master Trust), Series 2023-A, 5.00% 10/15/2028	1,280	1,419
Water Dev. Board, State Water Implementation Rev. Fund, Rev. Bonds (Master Trust), Series 2018-A, 5.00% 10/15/2029	5,030	5,501
Water Dev. Board, State Water Implementation Rev. Fund, Rev. Bonds (Master Trust), Series 2021, 5.00% 4/15/2031	1,445	1,678
Willis Independent School Dist., Unlimited Tax School Building Bonds, Series 2022, 5.00% 2/15/2034	500	575
		<u>791,812</u>
United States 0.18%		
Freddie Mac, Multi Family Certs., Series 2023, 2.75% 11/25/2035 ²	7,739	6,896
Freddie Mac, Multi Family Mortgage Bonds, Series 2019-ML-05, Class ACA, 3.35% 11/25/2033	2,802	2,640
Freddie Mac, Multi Family Mortgage Green Bonds, Series 2022-ML-14, Class A-T, 4.05% 8/25/2038	1,831	1,710
		<u>11,246</u>
Utah 0.89%		
Board of Higher Education, General Rev. Bonds (University of Utah), Series 2023-B, 5.00% 8/1/2032	750	903
Board of Higher Education, General Rev. Bonds (University of Utah), Series 2023-B, 5.00% 8/1/2033	525	641
Board of Higher Education, General Rev. Bonds (University of Utah), Series 2023-B, 5.00% 8/1/2034	750	909
Board of Higher Education, General Rev. Bonds (University of Utah), Series 2023-B, 5.00% 8/1/2035	525	632
Central Valley Water Reclamation Fac., Sewer Rev. Green Bonds, Series 2021-C, 5.00% 3/1/2026	500	523
Central Valley Water Reclamation Fac., Sewer Rev. Green Bonds, Series 2021-C, 5.00% 3/1/2027	555	594
Canyons School Dist., Board of Education, G.O. Rev. Ref. Bonds (Utah School Bond Guaranty Program), Series 2021-B, 5.00% 6/15/2027	1,350	1,456
Canyons School Dist., Board of Education, G.O. Rev. Ref. Bonds (Utah School Bond Guaranty Program), Series 2021-A, 1.375% 6/15/2032	2,935	2,420
G.O. Bonds, Series 2018, 5.00% 7/1/2028	1,920	2,071

Limited Term Tax-Exempt Bond Fund of America (continued)

Bonds, notes & other debt instruments (continued)	Principal amount (000)	Value (000)
Utah (continued)		
Housing Corp., Multi Family Housing Rev. Bonds (New City Plaza Apartments Project), Series 2021, 3.50% 8/1/2025 (put 8/1/2024)	USD24,100	\$24,032
Housing Corp., Single Family Mortgage Bonds, Series 2023-A, 6.00% 7/1/2053	3,155	3,417
Housing Corp., Single Family Mortgage Bonds, Series 2024-A, 6.50% 1/1/2054	1,080	1,195
Housing Corp., Single Family Mortgage Bonds, Class III, Series 2015-D-2, 4.00% 1/1/2045	105	105
Salt Lake City, Airport Rev. Bonds (Salt Lake City International Airport), Series 2021-B, 5.00% 7/1/2025	450	462
Salt Lake City, Airport Rev. Bonds (Salt Lake City International Airport), Series 2021-B, 5.00% 7/1/2026	620	650
Salt Lake City, Airport Rev. Bonds (Salt Lake City International Airport), Series 2023-A, AMT, 5.00% 7/1/2027	1,270	1,340
Salt Lake City, Airport Rev. Bonds (Salt Lake City International Airport), Series 2021-A, AMT, 5.00% 7/1/2028	2,800	2,993
Salt Lake City, Airport Rev. Bonds (Salt Lake City International Airport), Series 2023-A, AMT, 5.00% 7/1/2028	1,500	1,603
Salt Lake City, Airport Rev. Bonds (Salt Lake City International Airport), Series 2017-A, AMT, 5.00% 7/1/2029	2,130	2,240
Salt Lake City, Airport Rev. Bonds (Salt Lake City International Airport), Series 2021-A, AMT, 5.00% 7/1/2029	1,000	1,086
Salt Lake City, Airport Rev. Bonds (Salt Lake City International Airport), Series 2021-A, AMT, 5.00% 7/1/2030	1,990	2,182
Telecommunication Open Infrastructure Agcy., Sales Tax and Telecommunications Rev. Ref. Bonds, Series 2022, 5.00% 6/1/2028	500	541
Telecommunication Open Infrastructure Agcy., Sales Tax and Telecommunications Rev. Ref. Bonds, Series 2022, 5.00% 6/1/2029	470	519
Telecommunication Open Infrastructure Agcy., Sales Tax and Telecommunications Rev. Ref. Bonds, Series 2022, 5.00% 6/1/2031	390	444
Telecommunication Open Infrastructure Agcy., Sales Tax and Telecommunications Rev. Ref. Bonds, Series 2022, 5.00% 6/1/2032	500	578
Telecommunication Open Infrastructure Agcy., Sales Tax and Telecommunications Rev. Ref. Bonds, Series 2022, 5.25% 6/1/2033	600	703
Telecommunication Open Infrastructure Agcy., Sales Tax and Telecommunications Rev. Ref. Bonds, Series 2022, 5.25% 6/1/2034	500	585
City of Vineyard, Redev. Agcy., Tax Increment Rev. and Rev. Ref. Bonds, Series 2021, Assured Guaranty Municipal insured, 5.00% 5/1/2026	750	783
City of Vineyard, Redev. Agcy., Tax Increment Rev. and Rev. Ref. Bonds, Series 2021, Assured Guaranty Municipal insured, 5.00% 5/1/2030	250	282
City of Vineyard, Redev. Agcy., Tax Increment Rev. and Rev. Ref. Bonds, Series 2021, Assured Guaranty Municipal insured, 5.00% 5/1/2031	140	160
		<u>56,049</u>
Vermont 0.12%		
Housing Fin. Agcy., Multiple Purpose Bonds, Series 2017-A, AMT, 4.00% 11/1/2047	1,325	1,314
Housing Fin. Agcy., Multiple Purpose Bonds, Series 2018-A, 4.00% 11/1/2048	685	683
Housing Fin. Agcy., Multiple Purpose Bonds, Series 2019-A, 4.00% 11/1/2049	1,555	1,549
Housing Fin. Agcy., Multiple Purpose Bonds, Series 2020-A, 3.75% 11/1/2050	960	951
Student Assistance Corp., Education Loan Rev. Bonds, Series 2021-A, AMT, 5.00% 6/15/2027	400	416
Student Assistance Corp., Education Loan Rev. Bonds, Series 2021-A, AMT, 5.00% 6/15/2028	490	515
Student Assistance Corp., Education Loan Rev. Bonds, Series 2021-A, AMT, 5.00% 6/15/2029	500	532
Student Assistance Corp., Education Loan Rev. Bonds, Series 2022-A, AMT, 5.00% 6/15/2031	960	1,029
Student Assistance Corp., Education Loan Rev. Bonds, Series 2021-A, AMT, 2.375% 6/15/2039	375	339
		<u>7,328</u>
Virginia 2.24%		
County of Amelia, Industrial Dev. Auth., Solid Waste Disposal Rev. and Rev. Ref. Bonds (Waste Management, Inc. Project), Series 2002, AMT, 1.45% 4/1/2027	1,810	1,638
County of Arlington, Industrial Dev. Auth., Hospital Rev. Bonds (Virginia Hospital Center), Series 2020, 5.00% 7/1/2027	1,000	1,061
County of Arlington, Industrial Dev. Auth., Hospital Rev. Bonds (Virginia Hospital Center), Series 2020, 5.00% 7/1/2031	600	669
County of Arlington, Industrial Dev. Auth., Hospital Rev. Bonds (Virginia Hospital Center), Series 2020, 5.00% 7/1/2032	1,900	2,106
County of Arlington, Industrial Dev. Auth., Multifamily Housing Rev. Bonds (Park Shirlington Apartments), Series 2023-A, 5.00% 1/1/2026	3,210	3,301
County of Charles City, Econ. Dev. Auth., Solid Waste Disposal Rev. Bonds (Waste Management, Inc. Project), Series 2004-A, 2.875% 2/1/2029	5,400	5,099
County of Charles City, Industrial Dev. Auth., Solid Waste Disposal Rev. and Rev. Ref. Bonds (Waste Management, Inc. Project), Series 2002, AMT, 1.45% 4/1/2027	1,250	1,131

Limited Term Tax-Exempt Bond Fund of America (continued)

Bonds, notes & other debt instruments (continued)	Principal amount (000)	Value (000)
Virginia (continued)		
Chesapeake Redev. and Housing Auth., Multi Family Housing Rev. Bonds (Hunters Point Apartments), Series 2023, 5.00% 5/1/2043 (put 5/1/2026)	USD4,310	\$ 4,429
College Building Auth., Educational Facs. Rev. Bonds (21st Century College and Equipment Programs), Series 2023-A, 5.00% 2/1/2028	7,500	8,196
College Building Auth., Educational Facs. Rev. Bonds (Regent University Project), Series 2021, 5.00% 6/1/2027	290	301
College Building Auth., Educational Facs. Rev. Bonds (Regent University Project), Series 2021, 5.00% 6/1/2029	375	399
College Building Auth., Educational Facs. Rev. Bonds (Regent University Project), Series 2021, 5.00% 6/1/2030	375	403
College Building Auth., Educational Facs. Rev. Ref. Bonds (21st Century College and Equipment Programs), Series 2017-E, 5.00% 2/1/2032	3,000	3,277
County of Fairfax, Redev. and Housing Auth., Multi Family Housing Rev. Bonds (Dominion Square North Project), Series 2023, 5.00% 1/1/2045 (put 1/1/2028)	2,695	2,831
County of Fairfax, Redev. and Housing Auth., Multi Family Housing Rev. Bonds (Oakwood North Four Project), Series 2021, 0.41% 5/1/2025 (put 5/1/2024)	7,570	7,485
Town of Farmville, Industrial Dev. Auth., Educational Facs. Rev. Ref. Bonds (Longwood University Student Housing Project), Series 2018-A, 5.00% 1/1/2028	1,950	2,004
Town of Farmville, Industrial Dev. Auth., Educational Facs. Rev. Ref. Bonds (Longwood University Student Housing Project), Series 2018-A, 5.00% 1/1/2029	2,165	2,241
Town of Farmville, Industrial Dev. Auth., Educational Facs. Rev. Ref. Bonds (Longwood University Student Housing Project), Series 2018-A, 5.00% 1/1/2030	2,275	2,358
Town of Farmville, Industrial Dev. Auth., Educational Facs. Rev. Ref. Bonds (Longwood University Student Housing Project), Series 2018-A, 5.00% 1/1/2031	1,195	1,237
Hampton Roads Sanitation Dist., Wastewater Rev. Ref. Bonds, Series 2014-A, 5.00% 7/1/2028 (preref. 7/1/2024)	2,915	2,938
Housing Dev. Auth., Rental Housing Bonds, Series 2020-B, 1.65% 3/1/2031	1,185	1,014
Housing Dev. Auth., Rental Housing Bonds, Series 2021-K, 1.90% 12/1/2031	1,445	1,252
County of Loudoun, Econ. Dev. Auth., Multi Family Housing Rev. Bonds (The View at Broadlands Project), Series 2022, 2.00% 4/1/2025 (put 4/1/2024)	14,360	14,305
County of Loudoun, G.O. Public Improvement Rev. Ref. Bonds, Series 2020-A, 2.00% 12/1/2034	1,000	852
City of Lynchburg, Econ. Dev. Auth., Hospital Rev. and Rev. Ref. Bonds (Centra Health Obligated Group), Series 2021, 5.00% 1/1/2030	975	1,060
City of Lynchburg, Econ. Dev. Auth., Hospital Rev. and Rev. Ref. Bonds (Centra Health Obligated Group), Series 2021, 5.00% 1/1/2034	1,425	1,595
City of Newport News, Econ. Dev. Auth., Residential Care Facs. Rev. Ref. Bonds (LifeSpire of Virginia), Series 2016, 5.00% 12/1/2031	5,000	5,062
City of Norfolk, G.O. Capital Improvement Bonds, Series 2019, 5.00% 8/1/2044 (preref. 8/1/2028)	1,780	1,969
City of Norfolk, Redev. and Housing Auth., Multi Family Housing Rev. Bonds (Braywood Manor Apartments), Series 2023, 5.00% 5/1/2043 (put 5/1/2026)	1,375	1,413
Port Auth., Commonwealth Port Fund Rev. Bonds, Series 2015, AMT, 5.00% 7/1/2030 (preref. 7/1/2025)	1,530	1,567
Public Building Auth., Public Facs. Rev. Bonds, Series 2016-C, AMT, 5.00% 8/1/2027	1,125	1,177
City of Richmond, Public Utility Rev. and Rev. Ref. Bonds, Series 2016-A, 5.00% 1/15/2028	5,500	5,724
City of Richmond, Public Utility Rev. and Rev. Ref. Bonds, Series 2016-A, 5.00% 1/15/2029 (preref. 1/15/2026)	750	780
Small Business Fncg. Auth., Residential Care Facs. Rev. and Rev. Ref. Bonds (LifeSpire of Virginia), Series 2021, 3.00% 12/1/2024	220	217
Small Business Fncg. Auth., Residential Care Facs. Rev. and Rev. Ref. Bonds (LifeSpire of Virginia), Series 2021, 4.00% 12/1/2031	2,760	2,707
Small Business Fncg. Auth., Rev. Bonds (National Senior Campuses, Inc. Obligated Group), Series 2020-A, 5.00% 1/1/2026	905	923
Small Business Fncg. Auth., Rev. Bonds (National Senior Campuses, Inc. Obligated Group), Series 2020-A, 5.00% 1/1/2028	1,105	1,150
Small Business Fncg. Auth., Rev. Bonds (National Senior Campuses, Inc. Obligated Group), Series 2020-A, 5.00% 1/1/2029	1,400	1,473
Small Business Fncg. Auth., Rev. Bonds (National Senior Campuses, Inc. Obligated Group), Series 2020-A, 5.00% 1/1/2030	1,650	1,754
Small Business Fncg. Auth., Rev. Ref. Bonds (95 Express Lanes, LLC Project), Series 2022, AMT, 5.00% 1/1/2032	6,670	7,382
Small Business Fncg. Auth., Rev. Ref. Bonds (95 Express Lanes, LLC Project), Series 2022, AMT, 5.00% 7/1/2032	5,420	5,998
Small Business Fncg. Auth., Rev. Ref. Bonds (95 Express Lanes, LLC Project), Series 2022, AMT, 5.00% 1/1/2033	8,000	8,847
Small Business Fncg. Auth., Rev. Ref. Bonds (Elizabeth River Crossings Opco, LLC Project), Series 2022, AMT, 4.00% 7/1/2029	1,000	1,006
Small Business Fncg. Auth., Rev. Ref. Bonds (Elizabeth River Crossings Opco, LLC Project), Series 2022, AMT, 4.00% 1/1/2030	3,000	3,023
Small Business Fncg. Auth., Rev. Ref. Bonds (Elizabeth River Crossings Opco, LLC Project), Series 2022, AMT, 4.00% 7/1/2030	4,825	4,868
Small Business Fncg. Auth., Rev. Ref. Bonds (Elizabeth River Crossings Opco, LLC Project), Series 2022, AMT, 4.00% 7/1/2031	2,925	2,951

Limited Term Tax-Exempt Bond Fund of America (continued)

Bonds, notes & other debt instruments (continued)	Principal amount (000)	Value (000)
Virginia (continued)		
Small Business Fncc. Auth., Rev. Ref. Bonds (Elizabeth River Crossings Opco, LLC Project), Series 2022, AMT, 4.00% 1/1/2034	USD1,000	\$ 1,007
County of Sussex, Industrial Dev. Auth., Solid Waste Disposal Rev. Bonds (Atlantic Waste Disposal, Inc. Project), Series 2003-A, AMT, 3.95% 6/1/2028 (put 5/1/2024)	4,000	3,994
Upper Occoquan Sewage Auth., Regional Sewerage System Rev. Ref. Bonds, Series 2014, 4.00% 7/1/2040 (preref. 7/1/2025)	3,015	3,065
		<u>141,239</u>
Washington 2.19%		
Central Puget Sound Regional Transit Auth., Sales Tax and Motor Vehicle Excise Tax Improvement and Rev. Ref. Green Bonds, Series 2021-S-1, 5.00% 11/1/2029	510	580
G.O. Bonds, Series 2019-C, 5.00% 2/1/2031	5,000	5,574
G.O. Bonds, Series 2019-A, 5.00% 8/1/2033	4,000	4,398
G.O. Rev. Ref. Bonds, Series 2017-A, 5.00% 8/1/2027	1,075	1,131
Health Care Facs. Auth., Rev. Ref. Bonds (PeaceHealth), Series 2014-A, 5.00% 11/15/2026 (preref. 5/15/2024)	1,000	1,004
Housing Fin. Commission, Municipal Certs., Series 2021-1, 3.50% 12/20/2035	21,282	20,058
Housing Fin. Commission, Municipal Certs., Series 2023-1, 1.492% 4/20/2037 ¹	19,056	2,123
Housing Fin. Commission, Municipal Certs., Series 2023-1, 3.375% 4/20/2037	15,667	13,899
Housing Fin. Commission, Nonprofit Housing Rev. and Rev. Ref. Bonds (Emerald Heights Project), Series 2023-B-1, 4.75% 7/1/2027	530	530
Housing Fin. Commission, Nonprofit Housing Rev. and Rev. Ref. Bonds (Horizon House Project), Series 2017, 5.00% 1/1/2026 ²	1,590	1,578
Housing Fin. Commission, Single Family Program Bonds, Series 2018-1-N, 4.00% 12/1/2048	2,330	2,324
Housing Fin. Commission, Single Family Program Bonds, Series 2019-1-N, 4.00% 6/1/2049	4,255	4,244
Housing Fin. Commission, Single Family Program Bonds, Series 2020-1-N, 4.00% 12/1/2050	520	519
Housing Fin. Commission, Single Family Program Bonds, Series 2021-2-N, 3.00% 6/1/2051	7,620	7,334
Housing Fin. Commission, Single Family Program Rev. Ref. Bonds, Series 2015-A-R, AMT, 3.50% 6/1/2038	95	95
Housing Fin. Commission, Single Family Program Rev. Ref. Bonds, Series 2022-1-N, 5.00% 12/1/2052	4,265	4,435
City of Seattle, Housing Auth., Rev. and Rev. Ref. Bonds (Northgate Plaza Project), Series 2021, 1.00% 6/1/2026	5,410	5,060
City of Seattle, Housing Auth., Rev. Bonds (Lam Bow Apartments Project), Series 2021, 1.25% 6/1/2024	1,180	1,171
City of Seattle, Municipal Light and Power Rev. Ref. Bonds, Series 2021-B, (SIFMA Municipal Swap Index + 0.25%) 4.80% 5/1/2045 (put 11/1/2026) ¹	2,450	2,386
City of Seattle, Solid Waste System Rev. Ref. Bonds, Series 2021, 5.00% 8/1/2030	1,775	2,044
Port of Seattle, Rev. and Rev. Ref. Bonds, Series 2021, AMT, 5.00% 8/1/2030	6,345	6,946
Port of Seattle, Rev. Bonds, Series 2017-C, AMT, 5.00% 5/1/2025	3,165	3,222
Port of Seattle, Rev. Bonds, Series 2018-A, AMT, 5.00% 5/1/2025	5,250	5,345
Port of Seattle, Rev. Bonds, Series 2017-C, AMT, 5.00% 5/1/2026	2,500	2,583
Port of Seattle, Rev. Bonds, Series 2017-C, AMT, 5.00% 5/1/2027	2,500	2,616
Port of Seattle, Rev. Bonds, Series 2018-A, AMT, 5.00% 5/1/2028	3,050	3,189
Port of Seattle, Rev. Bonds, Series 2018-B, AMT, 5.00% 5/1/2028	1,775	1,886
Port of Seattle, Rev. Bonds, Series 2019, AMT, 5.00% 4/1/2030	2,000	2,158
Port of Seattle, Rev. Ref. Bonds, Series 2015-C, AMT, 5.00% 4/1/2029	1,000	1,008
Port of Seattle, Rev. Ref. Bonds, Series 2022-B, AMT, 5.00% 8/1/2032	6,345	7,099
Port of Seattle, Rev. Ref. Bonds, Series 2022-B, AMT, 5.00% 8/1/2033	5,500	6,150
Port of Seattle, Rev. Ref. Bonds, Series 2022-B, AMT, 5.00% 8/1/2034	5,000	5,582
City of Tacoma, Electric System Rev. and Rev. Ref. Bonds, Series 2013-A, 4.00% 1/1/2042	4,525	4,525
City of Tacoma, Water System Rev. and Rev. Ref. Bonds, Series 2013, 4.00% 12/1/2041	5,000	5,009
		<u>137,805</u>
West Virginia 0.21%		
Econ. Dev. Auth., Solid Waste Disposal Facs. Rev. Bonds (Appalachian Power Co. - Amos Project), Series 2011-A, AMT, 1.00% 1/1/2041 (put 9/1/2025)	4,455	4,164
Econ. Dev. Auth., Solid Waste Disposal Facs. Rev. Ref. Bonds (Appalachian Power Co. - Amos Project), Series 2015-A, 2.55% 3/1/2040 (put 4/1/2024)	1,750	1,744
Econ. Dev. Auth., Solid Waste Disposal Facs. Rev. Ref. Bonds (Kentucky Power Co. - Mitchell Project), Series 2014-A, AMT, 4.70% 4/1/2036 (put 6/17/2026)	5,340	5,371
G.O. State Road Bonds, Series 2021-A, 5.00% 12/1/2025	670	697
Hospital Fin. Auth., Hospital Rev. and Improvement Bonds (West Virginia University Health System Obligated Group), Series 2017-A, 5.00% 6/1/2032	1,385	1,464
		<u>13,440</u>

Limited Term Tax-Exempt Bond Fund of America (continued)

Bonds, notes & other debt instruments (continued)	Principal amount (000)	Value (000)
Wisconsin 1.51%		
G.O. Rev. Ref. Bonds, Series 2017-2, 5.00% 11/1/2027	USD100	\$ 107
G.O. Rev. Ref. Bonds, Series 2017-3, 5.00% 11/1/2027	1,000	1,074
Health and Educational Facs. Auth., Rev. Bonds (Ascension Health Senior Credit Group), Series 2016-A, 5.00% 11/15/2039	5,000	5,104
Health and Educational Facs. Auth., Rev. Bonds (Gundersen Lutheran), Series 2020, 5.00% 2/15/2026 ²	15,000	15,238
Health and Educational Facs. Auth., Rev. Bonds (Milwaukee Regional Medical Center Utility and Infrastructure Obligated Group), Series 2018, 5.00% 4/4/2032	2,000	2,165
Health and Educational Facs. Auth., Rev. Ref. Bonds (ProHealth Care, Inc. Obligated Group), Series 2015, 5.00% 8/15/2031	1,650	1,656
Housing and Econ. Dev. Auth., Home Ownership Mortgage Rev. Bonds, Series 2017-A, 2.69% 7/1/2047	2,651	2,354
Housing and Econ. Dev. Auth., Home Ownership Rev. Bonds, Series 2015-A, AMT, 4.00% 9/1/2045	640	638
Housing and Econ. Dev. Auth., Home Ownership Rev. Bonds, Series 2016-A, AMT, 3.50% 3/1/2046	770	763
Housing and Econ. Dev. Auth., Home Ownership Rev. Bonds, Series 2017-C, 4.00% 3/1/2048	2,530	2,522
Housing and Econ. Dev. Auth., Home Ownership Rev. Bonds, Series 2018-B, 4.00% 3/1/2048	1,255	1,251
Housing and Econ. Dev. Auth., Home Ownership Rev. Bonds, Series 2019-A, 4.25% 3/1/2049	9,070	9,103
Housing and Econ. Dev. Auth., Home Ownership Rev. Bonds, Series 2020-A, 3.50% 9/1/2050	7,385	7,269
Housing and Econ. Dev. Auth., Home Ownership Rev. Bonds, Series 2021-A, 3.00% 3/1/2052	5,420	5,238
Housing and Econ. Dev. Auth., Home Ownership Rev. Bonds, Series 2021-C, 3.00% 9/1/2052	2,880	2,782
Housing and Econ. Dev. Auth., Housing Rev. Bonds, Series 2021-B, 0.50% 11/1/2050 (put 11/1/2024)	1,255	1,216
Housing and Econ. Dev. Auth., Housing Rev. Bonds, Series 2021-C, 0.81% 11/1/2052 (put 5/1/2025)	7,140	6,832
City of Milwaukee, Metropolitan Sewerage Dist., G.O. Promissory Notes, Series 2015-A, 3.00% 10/1/2030	3,530	3,508
Public Fin. Auth., Project Rev. Bonds (CFP3 - Eastern Michigan University Student Housing Project), Series 2022-A-1, BAM insured, 5.00% 7/1/2031	1,000	1,138
Public Fin. Auth., Project Rev. Bonds (CFP3 - Eastern Michigan University Student Housing Project), Series 2022-A-1, BAM insured, 5.00% 7/1/2032	1,080	1,241
Public Fin. Auth., Project Rev. Bonds (CFP3 - Eastern Michigan University Student Housing Project), Series 2022-A-1, BAM insured, 5.25% 7/1/2034	370	431
Public Fin. Auth., Project Rev. Bonds (CFP3 - Eastern Michigan University Student Housing Project), Series 2022-A-1, BAM insured, 5.25% 7/1/2035	1,000	1,161
Public Fin. Auth., Project Rev. Bonds (CFP3 - Eastern Michigan University Student Housing Project), Series 2022-A-1, BAM insured, 5.25% 7/1/2036	1,000	1,153
Public Fin. Auth., Project Rev. Bonds (CFP3 - Eastern Michigan University Student Housing Project), Series 2022-A-1, BAM insured, 5.25% 7/1/2037	1,000	1,143
Public Fin. Auth., Retirement Facs. First Mortgage Rev. and Rev. Ref. Bonds (The United Methodist Retirement Homes), Series 2021-A, 4.00% 10/1/2025	810	800
Public Fin. Auth., Retirement Facs. First Mortgage Rev. and Rev. Ref. Bonds (The United Methodist Retirement Homes), Series 2021-A, 4.00% 10/1/2026	245	241
Public Fin. Auth., Rev. Ref. Bonds (Providence St. Joseph Health), Series 2021-C, 4.00% 10/1/2041 (put 10/1/2030)	2,955	2,981
Public Fin. Auth., Solid Waste Disposal Rev. Ref. Bonds (Waste Management, Inc. Project), Series 2016-A-3, AMT, 1.10% 7/1/2029 (put 6/1/2026)	10,620	9,936
Public Fin. Auth., Student Housing Rev. Bonds (Beyond Boone, LLC - Appalachian State University Project), Series 2019-A, Assured Guaranty Municipal insured, 5.00% 7/1/2030	945	1,018
University of Wisconsin, Hospitals and Clinics Auth., Rev. Green Bonds, Series 2021-B, 5.00% 4/1/2029	2,000	2,217
University of Wisconsin, Hospitals and Clinics Auth., Rev. Green Bonds, Series 2021-B, 5.00% 4/1/2030	2,155	2,436
WPPI Energy, Power Supply System Rev. Bonds, Series 2016-A, 5.00% 7/1/2026	500	525
		95,241
Wyoming 0.37%		
Community Dev. Auth., Housing Rev. Bonds, Series 2016-2, 2.80% 12/1/2031	3,745	3,480
Community Dev. Auth., Housing Rev. Bonds, Series 2016-1, AMT, 3.50% 12/1/2038	710	702
Community Dev. Auth., Housing Rev. Bonds, Series 2015-3, 3.00% 12/1/2044	30	30
Community Dev. Auth., Housing Rev. Bonds, Series 2015-6, 4.00% 6/1/2045	215	215
Community Dev. Auth., Housing Rev. Bonds, Series 2019-1, 4.00% 12/1/2048	2,670	2,663
Community Dev. Auth., Housing Rev. Bonds, Series 2021-1, 3.00% 6/1/2050	5,755	5,555
Community Dev. Auth., Housing Rev. Bonds, Series 2020-1, 4.00% 12/1/2050	6,730	6,725
Community Dev. Auth., Housing Rev. Bonds, Series 2023-1, 5.75% 6/1/2053	3,605	3,834
		23,204
Total bonds, notes & other debt instruments (cost: \$5,995,075,000)		5,866,447

Limited Term Tax-Exempt Bond Fund of America (continued)

Short-term securities 6.29%	Principal amount (000)	Value (000)
Municipals 5.72%		
Freddie Mac, Multi Family Mortgage Certs., Series 2019-M-055, 4.76% 12/15/2028 ^{1,2}	USD2,000	\$ 2,000
State of Arizona, Industrial Dev. Auth., Hospital Rev. Ref. Bonds (Phoenix Children's Hospital), Series 2019-B, 3.14% 2/1/2048 ¹	18,200	18,200
State of Arizona, City of Phoenix, Industrial Dev. Auth., Health Care Facs. Rev. Bonds (Mayo Clinic), Series 2014-A, 3.13% 11/15/2052 ¹	6,000	6,000
State of Arizona, City of Phoenix, Industrial Dev. Auth., Solid Waste Disposal Rev. Ref. Bonds (Republic Services, Inc. Project), Series 2013, AMT, 4.10% 12/1/2035 (put 5/1/2024) ⁴	12,000	12,000
State of California, Infrastructure and Econ. Dev. Bank, Rev. Bonds (Brightline West Passenger Rail Project), Series 2020-A, AMT, 3.95% 1/1/2050 (put 1/30/2025) ^{2,4}	16,640	16,641
State of California, City of Los Angeles, Tax and Rev. Anticipation Notes, Series 2023, 5.00% 6/27/2024	30,000	30,232
State of California, County of Los Angeles, Tax and Rev. Anticipation Notes, Series 2023, 5.00% 6/28/2024	7,500	7,558
State of California, County of Riverside, Tax and Rev. Anticipation Notes, Series 2023, 5.00% 6/28/2024	5,450	5,492
State of Colorado, Education Loan Program, Tax and Rev. Anticipation Notes, Series 2023-B, 4.00% 6/28/2024	10,000	10,031
State of Colorado, Education Loan Program, Tax and Rev. Anticipation Notes, Series 2023-A, 5.00% 6/28/2024	6,000	6,041
State of Florida, Fin. Auth., Econ. Dev. Rev. Ref. Bonds (Republic Services, Inc. Project), Series 2010-A, AMT, 4.50% 5/1/2034 (put 3/1/2024) ⁴	5,000	5,000
State of Florida, City of Gainesville, Utilities System Rev. Bonds, Series 2019-C, 3.21% 10/1/2047 ¹	19,735	19,735
State of Florida, Miami-Dade County School Dist., Tax Anticipation Notes, Series 2023, 5.00% 6/18/2024	7,500	7,546
State of Idaho, Health Facs. Auth., Hospital Rev. Bonds (CHE Trinity Health Credit Group), Series 2013-ID, 4.30% 12/1/2048 (put 2/1/2024) ⁴	3,145	3,146
State of Illinois, Fin. Auth., Demand Rev. Bonds (University of Chicago Medical Center), Series 2011-A, 3.18% 8/1/2044 ¹	5,700	5,700
State of Illinois, Joliet Regional Port Dist., Marine Terminal Rev. Ref. Bonds (Exxon Project), Series 1989, 3.13% 10/1/2024 ¹	8,915	8,915
State of Indiana, Fin. Auth., Rev. Bonds (Ascension Health Senior Credit Group), Series 2008-E-8, 3.83% 11/15/2033 ¹	5,000	5,000
State of Louisiana, Parish of East Baton Rouge, Pollution Control Rev. Ref. Bonds (ExxonMobil Project), Series 2010-A, 3.13% 8/1/2035 ¹	1,965	1,965
State of Louisiana, Public Facs. Auth., Rev. Bonds (Air Products and Chemicals Project), Series 2008-A, 3.26% 8/1/2043 ¹	15,000	15,000
State of Louisiana, Public Facs. Auth., Rev. Bonds (Air Products and Chemicals Project), Series 2008-B, 3.40% 12/1/2043 ¹	5,000	5,000
State of Massachusetts, Massachusetts Bay Transportation Auth., General Transportation System Bonds, Series 2000-A, 3.76% 3/1/2030 ¹	4,600	4,600
State of Michigan, Fin. Auth., State Aid Rev. Notes, Series 2023-A, 5.00% 8/20/2024	5,000	5,046
State of Minnesota, City of Rochester, Health Care Facs. Rev. Bonds (Mayo Clinic), Series 2016, 3.81% 11/15/2047 ¹	7,000	7,000
State of Mississippi, Business Fin. Corp., Port Fac. Rev. Ref. Bonds (Chevron U.S.A., Inc. Project), Series 2023, 3.16% 6/1/2043 ¹	11,700	11,700
State of Nevada, Dept. of Business and Industry, Rev. Bonds (Brightline West Passenger Rail Project), Series 2020-A, AMT, 4.00% 1/1/2050 (put 1/30/2025) ^{2,4}	2,500	2,500
State of New York, Dormitory Auth., Rev. Bonds (Fordham University), Series 2008-A-2, 4.86% 7/1/2032 ¹	1,305	1,305
State of New York, New York City G.O. Bonds, Series 2008-L-3, 3.20% 4/1/2036 ¹	20,115	20,115
State of New York, New York City Municipal Water Fin. Auth., Water and Sewer System Second General Resolution Rev. Bonds, Series 2008-BB-2, 3.20% 6/15/2035 ¹	3,000	3,000
State of New York, New York City Municipal Water Fin. Auth., Water and Sewer System Second General Resolution Rev. Bonds, Series 2023-CC, 3.20% 6/15/2053 ¹	10,100	10,100
State of New York, New York City Transitional Fin. Auth., Future Tax Secured Bonds, Series 2019-B-4, 3.10% 8/1/2042 ¹	3,900	3,900
State of New York, New York City Transitional Fin. Auth., Future Tax Secured Bonds, Series 2015-E-4, 3.20% 2/1/2045 ¹	14,865	14,865
State of New York, Triborough Bridge and Tunnel Auth., General Rev. Bonds, Series 2001-C, 3.20% 1/1/2032 ¹	4,950	4,950
State of New York, Triborough Bridge and Tunnel Auth., General Rev. Ref. Bonds, Series 2005-B-3, 3.20% 1/1/2035 ¹	29,700	29,700
State of Oregon, County of Gilliam, Solid Waste Disposal Rev. Bonds (Waste Management, Inc. Project), Series 2000-A, AMT, 3.95% 8/1/2025 (put 5/1/2024) ⁴	2,150	2,144
State of Tennessee, County of Montgomery, Public Building Auth., Pooled Fncg. Rev. Bonds (Tennessee County Loan Pool), Series 2004, Bank of America LOC, 3.29% 7/1/2034 ¹	885	885
State of Texas, Gulf Coast Industrial Dev. Auth., Rev. Bonds (ExxonMobil Project), Series 2012, 3.00% 11/1/2041 ¹	15,000	15,000
State of Texas, Gulf Coast Waste Disposal Auth., Pollution Control Rev. Ref. Bonds (Exxon Project), Series 1989, 3.13% 10/1/2024 ¹	4,000	4,000
State of Texas, City of Houston, Combined Utility System Rev. Ref. Bonds, Series 2012-B, 4.77% 5/15/2034 ¹	17,500	17,500

Limited Term Tax-Exempt Bond Fund of America (continued)

Short-term securities (continued)	Principal amount (000)	Value (000)
Municipals (continued)		
State of Texas, Mission Econ. Dev. Corp., Solid Waste Disposal Rev. Bonds (Waste Management, Inc. Project), Series 2020-A, AMT, 4.50% 5/1/2046 (put 3/1/2024) ⁴	USD4,385	\$ 4,385
State of Texas, City of San Antonio, Tax Notes, Series 2023, 5.00% 2/1/2024	845	845
State of Virginia, County of Charles City, Industrial Dev. Auth., Solid Waste Disposal Rev. Bonds (Waste Management of Virginia, Inc. Project), Series 2003-A, AMT, 3.95% 8/1/2027 (put 5/1/2024) ⁴	2,000	1,997
State of Virginia, County of Gloucester, Industrial Dev. Auth., Solid Waste Disposal Rev. Bonds (Waste Management Disposal Services of Virginia, Inc. Project), Series 2003-A, AMT, 3.95% 9/1/2038 (put 5/1/2024) ⁴	3,905	3,897
		<u>360,636</u>
	Weighted average yield at acquisition	
U.S. Treasury bills 0.57%		
U.S. Treasury 3/5/2024	4.565%	36,000
		<u>35,827</u>
Total short-term securities (cost: \$396,434,000)		<u>396,463</u>
Total investment securities 99.45% (cost: \$6,391,509,000)		6,262,910
Other assets less liabilities 0.55%		34,431
Net assets 100.00%		<u>\$6,297,341</u>
Futures contracts		

Contracts	Type	Number of contracts	Expiration date	Notional amount (000)	Value and unrealized appreciation (depreciation) at 1/31/2024 (000)
2 Year U.S. Treasury Note Futures	Long	5,044	4/3/2024	USD1,037,330	\$ 7,119
5 Year U.S. Treasury Note Futures	Long	1,094	4/3/2024	118,579	1,398
10 Year Ultra U.S. Treasury Note Futures	Short	2,060	3/28/2024	(240,762)	(7,508)
30 Year Ultra U.S. Treasury Bond Futures	Short	275	3/28/2024	(35,535)	(551)
					<u>\$ 458</u>

¹Coupon rate may change periodically. Reference rate and spread are as of the most recent information available. Some coupon rates are determined by the issuer or agent based on current market conditions; therefore, the reference rate and spread are not available. For short-term securities, the date of the next scheduled coupon rate change is considered to be the maturity date.

²Acquired in a transaction exempt from registration under Rule 144A or, for commercial paper, Section 4(a)(2) of the Securities Act of 1933. May be resold in the U.S. in transactions exempt from registration, normally to qualified institutional buyers. The total value of all such securities was \$51,968,000, which represented .83% of the net assets of the fund.

³Step bond; coupon rate may change at a later date.

⁴For short-term securities, the mandatory put date is considered to be the maturity date.

Limited Term Tax-Exempt Bond Fund of America (continued)

Key to abbreviation(s)

Agcy. = Agency
AMT = Alternative Minimum Tax
Assn. = Association
Auth. = Authority
Certs. = Certificates
CME = CME Group
Dept. = Department
Dev. = Development
Dist. = District
Econ. = Economic
Fac. = Facility
Facs. = Facilities

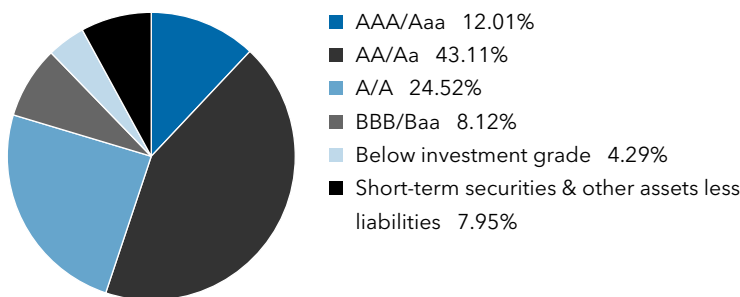
Fin. = Finance
Fncg. = Financing
G.O. = General Obligation
LOC = Letter of credit
Part. = Participation
Preref. = Prerefunded
Redev. = Redevelopment
Ref. = Refunding
Rev. = Revenue
SIFMA = Securities Industry and Financial Markets Association
SOFR = Secured Overnight Financing Rate
USD = U.S. dollars

Refer to the notes to financial statements.

Investment portfolio January 31, 2024

Portfolio quality summary*

Percent of net assets



*Bond ratings, which typically range from AAA/Aaa (highest) to D (lowest), are assigned by credit rating agencies such as Standard & Poor's, Moody's and/or Fitch as an indication of an issuer's creditworthiness. In assigning a credit rating to a security, the fund looks specifically to the ratings assigned to the issuer of the security by Standard & Poor's, Moody's and/or Fitch. If agency ratings differ, the security will be considered to have received the highest of those ratings, consistent with the fund's investment policies.

Bonds, notes & other debt instruments 92.05%

	Principal amount (000)	Value (000)
Alabama 2.44%		
Auburn University, General Fee Rev. Bonds, Series 2018-A, 5.00% 6/1/2036	USD4,440	\$ 4,807
City of Birmingham, G.O. Bonds, Convertible Capital Appreciation Bonds, Series 2015-A-1, 5.00% 3/1/2040 (preref. 9/1/2025)	1,500	1,548
City of Birmingham, Special Care Facs. Fncg. Auth., Rev. Bonds (Ascension Health Senior Credit Group), Series 2016-C, 5.00% 11/15/2046	1,000	1,013
City of Birmingham, Water Works Board, Water Rev. Ref. Bonds, Series 2016-B, 5.00% 1/1/2043 (preref. 1/1/2027)	16,050	17,102
Black Belt Energy Gas Dist., Gas Project Rev. Bonds, Series 2022-B-1, 4.00% 4/1/2053 (put 10/1/2027)	6,590	6,586
Black Belt Energy Gas Dist., Gas Project Rev. Bonds, Series 2023-C, 5.50% 10/1/2054 (put 6/1/2032)	22,000	24,268
Black Belt Energy Gas Dist., Gas Project Rev. Bonds (Project No. 6), Series 2021-B, 4.00% 10/1/2052 (put 12/1/2026)	22,650	22,691
Black Belt Energy Gas Dist., Gas Project Rev. Bonds (Project No. 7), Series 2021-C-1, 4.00% 10/1/2052 (put 12/1/2026)	20,285	20,322
Black Belt Energy Gas Dist., Gas Project Rev. Bonds (Project No. 8), Series 2022-A, 4.00% 12/1/2052 (put 12/1/2029)	16,220	15,747
Black Belt Energy Gas Dist., Gas Project Rev. Ref. Bonds, Series 2023-D-1, 5.50% 6/1/2049 (put 2/1/2029)	10,730	11,496
Black Belt Energy Gas Dist., Gas Supply Prepay Rev. Bonds (Project No. 5), Series 2020-A-1, 4.00% 10/1/2049 (put 10/1/2026)	4,040	4,049
Black Belt Energy Gas Dist., Gas Supply Rev. Bonds, Series 2021-A, 4.00% 6/1/2051 (put 12/1/2031)	70,875	71,321
Black Belt Energy Gas Dist., Gas Supply Rev. Bonds, Series 2022-D-1, 4.00% 7/1/2052 (put 6/1/2027)	2,240	2,250
Black Belt Energy Gas Dist., Gas Supply Rev. Bonds, Series 2023-B, 5.25% 12/1/2053 (put 12/1/2026)	23,940	25,906
Energy Southeast, Energy Supply Rev. Bonds (A Cooperative Dist.), Series 2023-A-1, 5.50% 11/1/2053 (put 1/1/2031)	49,500	54,019
Energy Southeast, Energy Supply Rev. Bonds (A Cooperative Dist.), Series 2023-B-1, 5.75% 4/1/2054 (put 11/1/2031)	20,290	22,643
Housing Fin. Auth., Multi Family Housing Rev. Bonds (ECG Monrovia Project), Series 2022-A, 2.00% 10/1/2025 (put 10/1/2024)	5,086	5,008
County of Houston, Health Care Auth., Hospital Rev. Bonds, Series 2016-A, 5.00% 10/1/2030	3,000	3,070
County of Jefferson, Limited Obligation Rev. Ref. Bonds, Series 2017, 5.00% 9/15/2027	3,000	3,191
County of Jefferson, Limited Obligation Rev. Ref. Bonds, Series 2017, 5.00% 9/15/2028	2,500	2,664
County of Jefferson, Limited Obligation Rev. Ref. Bonds, Series 2017, 5.00% 9/15/2030	5,000	5,339
County of Jefferson, Limited Obligation Rev. Ref. Bonds, Series 2017, 5.00% 9/15/2031	7,500	8,000
County of Jefferson, Limited Obligation Rev. Ref. Bonds, Series 2017, 5.00% 9/15/2032	2,250	2,400
County of Jefferson, Limited Obligation Rev. Ref. Bonds, Series 2017, 5.00% 9/15/2033	5,040	5,374
County of Jefferson, Limited Obligation Rev. Ref. Bonds, Series 2017, 5.00% 9/15/2034	8,200	8,730
County of Jefferson, Sewer Rev. Warrants, Series 2024, 5.25% 10/1/2040	5,290	5,968
County of Jefferson, Sewer Rev. Warrants, Series 2024, 5.25% 10/1/2041	3,485	3,901
County of Jefferson, Sewer Rev. Warrants, Series 2024, 5.25% 10/1/2042	6,165	6,861
County of Jefferson, Sewer Rev. Warrants, Series 2024, 5.25% 10/1/2043	11,610	12,868
County of Jefferson, Sewer Rev. Warrants, Series 2024, 5.25% 10/1/2044	8,395	9,278
County of Jefferson, Sewer Rev. Warrants, Series 2024, 5.25% 10/1/2045	10,350	11,378
County of Jefferson, Sewer Rev. Warrants, Series 2024, 5.25% 10/1/2049	44,470	48,292
County of Jefferson, Sewer Rev. Warrants, Series 2024, 5.50% 10/1/2053	18,800	20,854

The Tax-Exempt Bond Fund of America (continued)

Bonds, notes & other debt instruments (continued)

	Principal amount (000)	Value (000)
Alabama (continued)		
Lower Alabama Gas Dist., Gas Project Rev. Bonds, Series 2016-A, 5.00% 9/1/2031	USD2,500	\$ 2,648
Lower Alabama Gas Dist., Gas Project Rev. Bonds (Project No. 2), Series 2020, 4.00% 12/1/2050 (put 12/1/2025)	2,900	2,903
City of Montgomery, Medical Clinic Board, Health Care Fac. Rev. Bonds (Jackson Hospital & Clinic), Series 2015, 5.00% 3/1/2033	1,150	954
City of Prattville, Industrial Dev. Board, Environmental Improvement Rev. Ref. Bonds (International Paper Co. Project), Series 2019-B, 2.00% 11/1/2033 (put 10/1/2024)	450	444
City of Prattville, Industrial Dev. Board, Recovery Zone Fac. Rev. Ref. Bonds (International Paper Co. Project), Series 2019-C, 2.00% 11/1/2033 (put 10/1/2024)	425	419
Public Educational Building Auth. of Jacksonville, Higher Educational Facs. Rev. Bonds (JSU Foundation Project), Series 2023-A, Assured Guaranty Municipal insured, 5.00% 8/1/2054	1,200	1,274
Public Educational Building Auth. of Jacksonville, Higher Educational Facs. Rev. Bonds (JSU Foundation Project), Series 2023-A, Assured Guaranty Municipal insured, 5.50% 8/1/2058	2,000	2,205
City of Selma, Industrial Dev. Board, Gulf Opportunity Zone Rev. Ref. Bonds (International Paper Co. Project), Series 2019-A, 2.00% 11/1/2033 (put 10/1/2024)	3,775	3,721
South East Gas Supply Dist., Gas Supply Rev. Bonds (Project No. 2), Series 2018-A, 4.00% 6/1/2049 (put 6/1/2024)	1,000	1,000
Southeast Energy Auth., Commodity Supply Rev. Bonds (Project No. 1), Series 2021-A, 4.00% 11/1/2051 (put 10/1/2028)	9,825	9,810
Southeast Energy Auth., Commodity Supply Rev. Bonds (Project No. 2), Series 2021-B-1, 4.00% 12/1/2051 (put 12/1/2031)	52,230	51,759
Southeast Energy Auth., Commodity Supply Rev. Bonds (Project No. 3), Series 2022-A-1, 5.50% 1/1/2053 (put 12/1/2029)	2,050	2,224
Southeast Energy Auth., Commodity Supply Rev. Bonds (Project No. 4), Series 2022-B-1, 5.00% 5/1/2053 (put 8/1/2028)	23,435	24,432
Board of Trustees of the University of Alabama, General Rev. Bonds, Series 2014-B, 4.00% 7/1/2028 (preref. 7/1/2024)	4,375	4,391
Board of Trustees of the University of Alabama, General Rev. Bonds, Series 2014-B, 4.00% 7/1/2031 (preref. 7/1/2024)	460	462
		<u>577,590</u>
Alaska 0.12%		
Housing Fin. Corp., General Mortgage Rev. Bonds, Series 2019-A, 3.75% 12/1/2042	7,535	7,450
Housing Fin. Corp., General Mortgage Rev. Bonds, Series 2016-A, 3.50% 6/1/2046	545	541
Housing Fin. Corp., General Mortgage Rev. Bonds, Series 2018-A, 4.00% 12/1/2048	6,570	6,557
Housing Fin. Corp., General Mortgage Rev. Bonds, Series 2024-A, 6.00% 6/1/2054	1,255	1,372
International Airport System, Rev. Ref. Bonds, Series 2016-A, 5.00% 10/1/2031	3,000	3,078
International Airport System, Rev. Ref. Bonds, Series 2016-B, 5.00% 10/1/2034	3,500	3,582
Northern Tobacco Securitization Corp., Tobacco Settlement Asset-Backed Bonds, Capital Appreciation Bonds, Series 2021-B-2, 0% 6/1/2066	35,320	4,684
		<u>27,264</u>
Arizona 2.32%		
Agricultural Improvement and Power Dist., Electric System Rev. Bonds (Salt River Project), Series 2021-A, 5.00% 1/1/2027	1,305	1,394
Agricultural Improvement and Power Dist., Electric System Rev. Bonds (Salt River Project), Series 2021-A, 5.00% 1/1/2028	1,375	1,502
Agricultural Improvement and Power Dist., Electric System Rev. Bonds (Salt River Project), Series 2021-A, 5.00% 1/1/2029	1,700	1,900
Agricultural Improvement and Power Dist., Electric System Rev. Bonds (Salt River Project), Series 2017-A, 5.00% 1/1/2033	3,395	3,699
Agricultural Improvement and Power Dist., Electric System Rev. Bonds (Salt River Project), Series 2017-A, 5.00% 1/1/2034	5,000	5,445
Agricultural Improvement and Power Dist., Electric System Rev. Bonds (Salt River Project), Series 2015-A, 5.00% 12/1/2036	8,685	8,891
Agricultural Improvement and Power Dist., Electric System Rev. Bonds (Salt River Project), Series 2020-A, 4.00% 1/1/2045	4,970	5,015
Agricultural Improvement and Power Dist., Electric System Rev. Bonds (Salt River Project), Series 2015-A, 5.00% 12/1/2045	50,205	51,469
Agricultural Improvement and Power Dist., Electric System Rev. Bonds (Salt River Project), Series 2023-A, 5.00% 1/1/2047	5,155	5,741
Agricultural Improvement and Power Dist., Electric System Rev. Bonds (Salt River Project), Series 2023-A, 5.00% 1/1/2050	2,510	2,770

The Tax-Exempt Bond Fund of America (continued)

Bonds, notes & other debt instruments (continued)

	Principal amount (000)	Value (000)
Arizona (continued)		
Board of Regents of the Arizona State University System, Rev. Bonds, Series 2020-A, 5.00% 7/1/2036	USD1,000	\$ 1,124
Bullhead City, Excise Taxes Rev. Obligations, Series 2021-2, 1.50% 7/1/2029	600	549
Chandler Unified School Dist. No. 80, School Improvement Bonds, Series 2019-A, 5.00% 7/1/2026	500	527
Chandler Unified School Dist. No. 80, School Improvement Bonds, Series 2019-A, 5.00% 7/1/2027	250	270
City of Glendale, Industrial Dev. Auth., Rev. Ref. Bonds (Midwestern University), Series 2020, 4.00% 5/15/2024	825	827
City of Glendale, Industrial Dev. Auth., Rev. Ref. Bonds (Midwestern University), Series 2020, 4.00% 5/15/2026	1,200	1,226
City of Glendale, Industrial Dev. Auth., Rev. Ref. Bonds (Midwestern University), Series 2020, 5.00% 5/15/2028	625	678
City of Glendale, Industrial Dev. Auth., Rev. Ref. Bonds (Midwestern University), Series 2020, 5.00% 5/15/2032	525	590
City of Glendale, Industrial Dev. Auth., Senior Living Rev. Bonds (Royal Oaks Life Care Community), Series 2016, 5.00% 5/15/2039	1,550	1,457
City of Glendale, Industrial Dev. Auth., Senior Living Rev. Bonds (Sun Health Services), Series 2019-A, 5.00% 11/15/2048	3,750	3,752
City of Glendale, Industrial Dev. Auth., Senior Living Rev. Bonds (Sun Health Services), Series 2019-A, 5.00% 11/15/2054	4,900	4,842
Glendale Union High School Dist. No. 205, School Improvement Bonds, Series 2021-A, Assured Guaranty Municipal insured, 4.00% 7/1/2038	1,000	1,036
Health Facs. Auth., Rev. Bonds (Banner Health), Series 2007-B, (3-month USD CME Term SOFR x 0.67 + 0.81%) 4.381% 1/1/2037 ¹	54,180	50,332
Health Facs. Auth., Rev. Bonds (Banner Health), Series 2015-B, (SIFMA Municipal Swap Index + 0.25%) 4.80% 1/1/2046 (put 11/4/2026) ¹	5,000	4,923
Health Facs. Auth., Rev. Bonds (Banner Health), Series 2015-B, (SIFMA Municipal Swap Index + 0.25%) 4.80% 1/1/2046 (preref. 11/4/2025) ¹	1,000	999
Industrial Dev. Auth., Charter School Rev. Bonds (Equitable School Revolving Fund), Series 2023-A, 5.00% 11/1/2028	1,435	1,533
Industrial Dev. Auth., Charter School Rev. Bonds (Equitable School Revolving Fund), Series 2019-A, National insured, 5.00% 11/1/2033	1,000	1,078
Industrial Dev. Auth., Charter School Rev. Bonds (Equitable School Revolving Fund), Series 2019-A, National insured, 5.00% 11/1/2035	1,100	1,176
Industrial Dev. Auth., Charter School Rev. Bonds (Equitable School Revolving Fund), Series 2019-A, National insured, 5.00% 11/1/2036	1,000	1,064
Industrial Dev. Auth., Charter School Rev. Bonds (Equitable School Revolving Fund), Series 2019-A, National insured, 5.00% 11/1/2037	1,045	1,104
Industrial Dev. Auth., Charter School Rev. Bonds (Equitable School Revolving Fund), Series 2019-A, National insured, 5.00% 11/1/2039	2,045	2,150
Industrial Dev. Auth., Charter School Rev. Bonds (Equitable School Revolving Fund), Series 2019-A, National insured, 5.00% 11/1/2044	1,630	1,687
Industrial Dev. Auth., Charter School Rev. Bonds (Equitable School Revolving Fund), Series 2019-A, National insured, 4.00% 11/1/2049	4,075	3,728
Industrial Dev. Auth., Charter School Social Rev. Bonds (Equitable School Revolving Fund), Series 2020, 4.00% 11/1/2038	250	248
Industrial Dev. Auth., Charter School Social Rev. Bonds (Equitable School Revolving Fund), Series 2020, 4.00% 11/1/2045	2,200	2,077
Industrial Dev. Auth., Education Fac. Rev. Bonds (KIPP NYC Public Charter Schools - Jerome Fac. Project), Series 2021-B, 4.00% 7/1/2041	1,770	1,682
Industrial Dev. Auth., Education Fac. Rev. Bonds (KIPP NYC Public Charter Schools - Jerome Fac. Project), Series 2021-B, 4.00% 7/1/2051	1,330	1,171
Industrial Dev. Auth., Education Fac. Rev. Bonds (KIPP NYC Public Charter Schools - Jerome Fac. Project), Series 2021-B, 4.00% 7/1/2061	7,920	6,731
Industrial Dev. Auth., Education Fac. Rev. Bonds (KIPP NYC Public Charter Schools - Macombs Fac. Project), Series 2021-A, 4.00% 7/1/2051	3,300	2,907
Industrial Dev. Auth., Education Fac. Rev. Bonds (KIPP NYC Public Charter Schools - Macombs Fac. Project), Series 2021-A, 4.00% 7/1/2061	4,230	3,595
Industrial Dev. Auth., Education Rev. Bonds (Academies of Math & Science Projects), Series 2017-A, 5.00% 7/1/2028	2,050	2,122
Industrial Dev. Auth., Education Rev. Bonds (Academies of Math & Science Projects), Series 2017-A, 5.00% 7/1/2042	1,000	1,023
Industrial Dev. Auth., Education Rev. Bonds (Academies of Math & Science Projects), Series 2017-A, 5.00% 7/1/2047	1,310	1,331
Industrial Dev. Auth., Education Rev. Bonds (Academies of Math & Science Projects), Series 2017-A, 5.00% 7/1/2051	1,025	1,039
Industrial Dev. Auth., Education Rev. Bonds (Basis School Project), Series 2017-G, 5.00% 7/1/2037 ²	1,005	1,008
Industrial Dev. Auth., Education Rev. Bonds (Basis School Project), Series 2017-A, 5.125% 7/1/2037 ²	2,150	2,161
Industrial Dev. Auth., Education Rev. Bonds (Basis School Project), Series 2017-A, 5.25% 7/1/2047 ²	5,305	5,179

The Tax-Exempt Bond Fund of America (continued)

Bonds, notes & other debt instruments (continued)

	Principal amount (000)	Value (000)
Arizona (continued)		
Industrial Dev. Auth., Education Rev. Bonds (Basis School Project), Series 2017-A, 5.375% 7/1/2050 ²	USD5,660	\$ 5,577
Industrial Dev. Auth., Education Rev. Bonds (Basis School Project), Series 2017-D, 5.00% 7/1/2051 ²	1,975	1,836
Industrial Dev. Auth., Education Rev. Bonds (Doral Academy of Nevada - Fire Mesa and Red Rock Campus Projects), Series 2019-A, 3.55% 7/15/2029	650	628
Industrial Dev. Auth., Education Rev. Bonds (Doral Academy of Nevada - Fire Mesa and Red Rock Campus Projects), Series 2019-A, 5.00% 7/15/2039	1,325	1,337
Industrial Dev. Auth., Education Rev. Bonds (KIPP Nashville Projects), Series 2022-A, 5.00% 7/1/2057	3,000	3,045
Industrial Dev. Auth., Education Rev. Bonds (Pinecrest Academy of Nevada - Sloan Canyon Campus Project), Series 2020-A-1, 5.00% 7/15/2040 ²	2,265	2,208
Industrial Dev. Auth., Education Rev. Bonds (Pinecrest Academy of Northern Nevada Project), Series 2022-A, 4.50% 7/15/2029 ²	1,250	1,173
Industrial Dev. Auth., Hospital Rev. Bonds (Phoenix Children's Hospital), Series 2021-A, 5.00% 2/1/2025	1,300	1,324
Industrial Dev. Auth., Hospital Rev. Bonds (Phoenix Children's Hospital), Series 2021-A, 5.00% 2/1/2026	915	952
Industrial Dev. Auth., Hospital Rev. Bonds (Phoenix Children's Hospital), Series 2020-A, 5.00% 2/1/2037	1,000	1,103
Industrial Dev. Auth., Hospital Rev. Bonds (Phoenix Children's Hospital), Series 2021-A, 4.00% 2/1/2038	1,600	1,630
Industrial Dev. Auth., Hospital Rev. Bonds (Phoenix Children's Hospital), Series 2021-A, 4.00% 2/1/2039	1,800	1,825
Industrial Dev. Auth., Hospital Rev. Bonds (Phoenix Children's Hospital), Series 2021-A, 4.00% 2/1/2040	1,000	1,008
Industrial Dev. Auth., Hospital Rev. Bonds (Phoenix Children's Hospital), Series 2020-A, 3.00% 2/1/2045	6,310	5,082
Industrial Dev. Auth., Hospital Rev. Bonds (Phoenix Children's Hospital), Series 2020-A, 4.00% 2/1/2050	7,000	6,723
Industrial Dev. Auth., Multi Family Housing Rev. Bonds (Las Terrazas Apartments Project), Series 2022-A, 1.25% 2/1/2025 (put 2/1/2024)	2,445	2,445
Industrial Dev. Auth., Municipal Certs., Series 2019-2, Class A, 3.625% 5/20/2033	71,477	67,068
Industrial Dev. Auth., Rev. Bonds (Lincoln South Beltway Project), Series 2020, 5.00% 11/1/2028	2,000	2,206
Industrial Dev. Auth., Rev. Bonds (Lincoln South Beltway Project), Series 2020, 5.00% 2/1/2029	1,000	1,109
Industrial Dev. Auth., Rev. Bonds (Lincoln South Beltway Project), Series 2020, 5.00% 11/1/2031	2,500	2,905
Town of Marana, Excise Tax Rev. Obligations, Series 2024, 5.00% 7/1/2035	500	549
Town of Marana, Excise Tax Rev. Obligations, Series 2024, 5.00% 7/1/2037	550	598
County of Maricopa, Industrial Dev. Auth., Education Rev. Bonds (Benjamin Franklin Charter School Projects), Series 2018-A, 6.00% 7/1/2038 ²	3,480	3,620
County of Maricopa, Industrial Dev. Auth., Education Rev. Bonds (GreatHearts Arizona Projects), Series 2017-A, 5.00% 7/1/2037	725	752
County of Maricopa, Industrial Dev. Auth., Education Rev. Bonds (GreatHearts Arizona Projects), Series 2017-A, 5.00% 7/1/2052	750	762
County of Maricopa, Industrial Dev. Auth., Education Rev. Bonds (Legacy Traditional Schools Projects), Series 2019-A, 4.00% 7/1/2034	500	510
County of Maricopa, Industrial Dev. Auth., Education Rev. Bonds (Legacy Traditional Schools Projects), Series 2019-A, 5.00% 7/1/2039	750	785
County of Maricopa, Industrial Dev. Auth., Education Rev. Bonds (Legacy Traditional Schools Projects), Series 2021-A, 4.00% 7/1/2041 ²	255	221
County of Maricopa, Industrial Dev. Auth., Education Rev. Bonds (Legacy Traditional Schools Projects), Series 2020, 5.25% 7/1/2045	3,000	3,130
County of Maricopa, Industrial Dev. Auth., Education Rev. Bonds (Legacy Traditional Schools Projects), Series 2019-A, 5.00% 7/1/2049	6,150	6,301
County of Maricopa, Industrial Dev. Auth., Education Rev. Bonds (Legacy Traditional Schools Projects), Series 2020, 4.00% 7/1/2050	3,000	2,725
County of Maricopa, Industrial Dev. Auth., Education Rev. Bonds (Legacy Traditional Schools Projects), Series 2021-A, 4.00% 7/1/2051 ²	1,000	790
County of Maricopa, Industrial Dev. Auth., Education Rev. Bonds (Legacy Traditional Schools Projects), Series 2019-A, 5.00% 7/1/2054	3,300	3,368
County of Maricopa, Industrial Dev. Auth., Education Rev. Bonds (Legacy Traditional Schools Projects), Series 2019-B, 5.00% 7/1/2054 ²	565	530
County of Maricopa, Industrial Dev. Auth., Education Rev. Bonds (Paradise Schools Project), Series 2019, 4.00% 7/1/2049	2,845	2,649
County of Maricopa, Industrial Dev. Auth., Hospital Rev. Bonds (Honor Health), Series 2021-A, 4.00% 9/1/2037	585	595
County of Maricopa, Industrial Dev. Auth., Rev. Bonds (Banner Health), Series 2019-C, (SIFMA Municipal Swap Index + 0.57%) 5.12% 1/1/2035 (put 10/18/2024) ¹	4,235	4,228
County of Maricopa, Industrial Dev. Auth., Rev. Bonds (Banner Health), Series 2019-D, 5.00% 1/1/2046 (put 5/15/2026)	5,400	5,619
County of Maricopa, Industrial Dev. Auth., Rev. Bonds (Banner Health), Series 2017-D, 4.00% 1/1/2048	7,145	6,931
County of Maricopa, Industrial Dev. Auth., Rev. Bonds (Banner Health), Series 2019-E, 3.00% 1/1/2049	7,000	5,313
County of Maricopa, Industrial Dev. Auth., Rev. Bonds (Banner Health), Series 2019-F, 3.00% 1/1/2049	10,380	7,878
County of Maricopa, Pollution Control Rev. Ref. Bonds (El Paso Electric Co. Palo Verde Project), Series 2009-A, 3.60% 2/1/2040	21,605	19,575

The Tax-Exempt Bond Fund of America (continued)

Bonds, notes & other debt instruments (continued)	Principal amount (000)	Value (000)
Arizona (continued)		
County of Maricopa, Special Health Care Dist., G.O. Bonds, Series 2021-D, 5.00% 7/1/2031	USD2,500	\$ 2,871
County of Maricopa, Special Health Care Dist., G.O. Bonds, Series 2021-D, 5.00% 7/1/2032	5,205	5,949
Maricopa County Pollution Control Corp., Pollution Control Rev. Ref. Bonds (Southern California Edison Co.), Series 2000-A, 2.40% 6/1/2035	18,720	15,155
Maricopa County Pollution Control Corp., Pollution Control Rev. Ref. Bonds (Southern California Edison Co.), Series 2000-B, 2.40% 6/1/2035	7,150	5,788
McAllister Academic Village, LLC, Rev. Ref. Bonds (Arizona State University Hassayampa Academic Village Project), Series 2016, 5.00% 7/1/2033	5,080	5,298
City of Mesa, Eastmark Community Facs. Dist. No. 1, G.O. Bonds, Series 2021, BAM insured, 4.00% 7/15/2024	280	281
City of Mesa, Eastmark Community Facs. Dist. No. 1, G.O. Bonds, Series 2021, BAM insured, 4.00% 7/15/2026	260	265
City of Mesa, Eastmark Community Facs. Dist. No. 1, G.O. Bonds, Series 2021, BAM insured, 4.00% 7/15/2027	250	256
City of Mesa, Eastmark Community Facs. Dist. No. 1, G.O. Bonds, Series 2021, BAM insured, 4.00% 7/15/2030	290	304
City of Mesa, Eastmark Community Facs. Dist. No. 1, G.O. Bonds, Series 2021, BAM insured, 4.00% 7/15/2041	650	650
City of Mesa, Eastmark Community Facs. Dist. No. 1, G.O. Bonds, Series 2021, BAM insured, 4.00% 7/15/2045	1,050	1,016
City of Phoenix, Industrial Dev. Auth., Education Fac. Rev. Bonds (Basis Schools, Inc. Project), Series 2015, 5.00% 7/1/2035 ²	2,675	2,686
City of Phoenix, Industrial Dev. Auth., Education Fac. Rev. Bonds (Basis Schools, Inc. Project), Series 2016-A, 5.00% 7/1/2035 ²	1,000	1,004
City of Phoenix, Industrial Dev. Auth., Education Fac. Rev. Bonds (Basis Schools, Inc. Project), Series 2015, 5.00% 7/1/2045 ²	3,880	3,718
City of Phoenix, Industrial Dev. Auth., Education Fac. Rev. Bonds (Basis Schools, Inc. Project), Series 2016-A, 5.00% 7/1/2046 ²	3,900	3,708
City of Phoenix, Industrial Dev. Auth., Education Fac. Rev. Bonds (Legacy Traditional Schools Projects), Series 2016-A, 4.00% 7/1/2026 ²	1,540	1,522
City of Phoenix, Industrial Dev. Auth., Education Fac. Rev. Bonds (Legacy Traditional Schools Projects), Series 2015, 5.00% 7/1/2035 ²	910	916
City of Phoenix, Industrial Dev. Auth., Education Fac. Rev. Bonds (Legacy Traditional Schools Projects), Series 2016-A, 5.00% 7/1/2036 ²	8,535	8,600
City of Phoenix, Industrial Dev. Auth., Education Fac. Rev. Bonds (Legacy Traditional Schools Projects), Series 2014-A, 6.75% 7/1/2044 ²	1,500	1,510
City of Phoenix, Industrial Dev. Auth., Education Fac. Rev. Bonds (Legacy Traditional Schools Projects), Series 2015, 5.00% 7/1/2045 ²	1,050	1,018
City of Phoenix, Industrial Dev. Auth., Health Care Facs. Rev. Bonds (Mayo Clinic), Series 2022, 3.75% 11/15/2057	6,060	5,306
City of Phoenix Civic Improvement Corp., Airport Rev. Bonds, Series 2019-A, 3.00% 7/1/2049	1,500	1,173
City of Phoenix Civic Improvement Corp., Airport Rev. Bonds, Series 2019-A, 4.00% 7/1/2049	16,000	15,662
City of Phoenix Civic Improvement Corp., Airport Rev. Bonds, Series 2019-A, 5.00% 7/1/2049	10,890	11,576
City of Phoenix Civic Improvement Corp., Airport Rev. Ref. Bonds, Series 2017-D, 5.00% 7/1/2032	7,320	7,846
City of Phoenix Civic Improvement Corp., Airport Rev. Ref. Bonds, Series 2017-D, 5.00% 7/1/2033	14,000	15,002
City of Phoenix Civic Improvement Corp., Rental Car Fac. Charge Rev. Bonds, Series 2019-A, 5.00% 7/1/2033	2,515	2,754
City of Phoenix Civic Improvement Corp., Wastewater System Rev. Bonds, Series 2023, 5.25% 7/1/2047	3,000	3,393
City of Phoenix Civic Improvement Corp., Wastewater System Rev. Ref. Bonds, Series 2016, 5.00% 7/1/2032	2,000	2,096
City of Phoenix Civic Improvement Corp., Wastewater System Rev. Ref. Bonds, Series 2016, 5.00% 7/1/2033	1,000	1,047
City of Phoenix Civic Improvement Corp., Wastewater System Rev. Ref. Bonds, Series 2016, 5.00% 7/1/2034	1,000	1,047
City of Phoenix Civic Improvement Corp., Wastewater System Rev. Ref. Bonds, Series 2016, 5.00% 7/1/2035	2,000	2,091
County of Pima, Industrial Dev. Auth., Rev. Bonds (Tucson Medical Center), Series 2021-A, 4.00% 4/1/2036	840	847
County of Pima, Industrial Dev. Auth., Rev. Bonds (Tucson Medical Center), Series 2021-A, 4.00% 4/1/2037	900	905
County of Pima, Industrial Dev. Auth., Senior Living Rev. Bonds (La Posada at Pusch Ridge Project), Series 2022-A, 5.75% 11/15/2026 ²	1,405	1,420
County of Pima, Industrial Dev. Auth., Senior Living Rev. Bonds (La Posada at Pusch Ridge Project), Series 2022-A, 5.75% 11/15/2027 ²	1,485	1,504
City of Scottsdale Municipal Property Corp., Excise Tax Rev. Ref. Bonds, Series 2006, 5.00% 7/1/2030	8,000	8,906
Board of Regents of the University of Arizona, Speed Rev. Ref. Bonds, Series 2020-C, 5.00% 8/1/2024	400	404
Board of Regents of the University of Arizona, Speed Rev. Ref. Bonds, Series 2020-C, 5.00% 8/1/2025	500	516
Board of Regents of the University of Arizona, Speed Rev. Ref. Bonds, Series 2020-C, 5.00% 8/1/2026	400	423
Board of Regents of the University of Arizona, Speed Rev. Ref. Bonds, Series 2020-C, 5.00% 8/1/2027	300	324
Board of Regents of the University of Arizona, Speed Rev. Ref. Bonds, Series 2020-C, 5.00% 8/1/2028	400	441
Board of Regents of the University of Arizona, Speed Rev. Ref. Bonds, Series 2020-C, 5.00% 8/1/2029	400	450
Board of Regents of the University of Arizona, System Rev. and Rev. Ref. Bonds, Series 2021-A, 5.00% 6/1/2042	1,800	1,991
Board of Regents of the University of Arizona, System Rev. and Rev. Ref. Bonds, Series 2021-A, 5.00% 6/1/2043	3,000	3,305
		548,309

The Tax-Exempt Bond Fund of America (continued)

Bonds, notes & other debt instruments (continued)	Principal amount (000)	Value (000)
Arkansas 0.01%		
Springdale School Dist. No. 50, Rev. Ref. and Construction Bonds, Series 2022-B, 3.00% 6/1/2037	USD2,705	\$ 2,412
California 6.09%		
Alameda Corridor Transportation Auth., Rev. Ref. Bonds, Capital Appreciation Bonds, Series 2022-A, 0% 10/1/2049 (5.375% on 10/1/2037) ³	1,770	955
Alameda Corridor Transportation Auth., Rev. Ref. Bonds, Capital Appreciation Bonds, Series 2022-C-2, 0% 10/1/2050 (5.40% on 10/1/2037) ³	6,040	3,232
Alameda Corridor Transportation Auth., Rev. Ref. Bonds, Convertible Capital Appreciation Bonds, Series 2022-C-2, Assured Guaranty Municipal insured, 0% 10/1/2052 (5.45% on 10/1/2037) ³	3,015	1,622
City of Alameda, Community Facs. Dist. No. 2013-1 (Alameda Landing Public Improvements), Special Tax Bonds, Series 2016, 5.00% 9/1/2046	500	509
City of Alameda, Community Facs. Dist. No. 2013-1 (Alameda Landing Public Improvements), Special Tax Bonds, Series 2021, 4.00% 9/1/2051	12,200	10,861
City of Aliso Viejo, Community Facs. Dist. No. 2005-01 (Glenwood at Aliso Viejo), Special Tax Bonds, Series 2014, 5.00% 9/1/2032	1,230	1,232
City of Aliso Viejo, Community Facs. Dist. No. 2005-01 (Glenwood at Aliso Viejo), Special Tax Bonds, Series 2014, 5.00% 9/1/2033	1,325	1,327
City of Aliso Viejo, Community Facs. Dist. No. 2005-01 (Glenwood at Aliso Viejo), Special Tax Bonds, Series 2014, 5.00% 9/1/2038	2,895	2,899
Antelope Valley Community College Dist., G.O. Bonds, Capital Appreciation Bonds, Series 2022-C, 2016 Election, 0% 8/1/2031	1,175	939
Antelope Valley Community College Dist., G.O. Bonds, Capital Appreciation Bonds, Series 2022-C, 2016 Election, 0% 8/1/2033	1,400	1,027
Baldwin Park Unified School Dist., G.O. Bonds, 2018 Election, Series 2021, 3.00% 8/1/2043	1,250	1,065
Assn. of Bay Area Governments, Fin. Auth. for Nonprofit Corps., Rev. Ref. Bonds (Windemere Ranch Infrastructure Fncg. Program), Series 2014-A, 5.00% 9/2/2027	1,085	1,097
Assn. of Bay Area Governments, Fin. Auth. for Nonprofit Corps., Rev. Ref. Bonds (Windemere Ranch Infrastructure Fncg. Program), Series 2014-A, 5.00% 9/2/2029	980	991
Assn. of Bay Area Governments, Fin. Auth. for Nonprofit Corps., Rev. Ref. Bonds (Windemere Ranch Infrastructure Fncg. Program), Series 2014-A, 5.00% 9/2/2030	295	298
Bay Area Toll Auth., San Francisco Bay Area Toll Bridge Rev. Bonds, Series 2017-S-7, 4.00% 4/1/2034	5,000	5,178
Bay Area Toll Auth., San Francisco Bay Area Toll Bridge Rev. Bonds, Series 2008-B-1, (SIFMA Municipal Swap Index + 1.10%) 5.65% 4/1/2045 (put 4/1/2024) ¹	5,500	5,501
Bay Area Toll Auth., San Francisco Bay Area Toll Bridge Rev. Bonds, Series 2017-B, 2.85% 4/1/2047 (put 4/1/2025)	4,235	4,198
Bay Area Toll Auth., San Francisco Bay Area Toll Bridge Rev. Bonds, Series 2021-D, (SIFMA Municipal Swap Index + 0.30%) 4.85% 4/1/2056 (put 4/1/2027) ¹	1,990	1,943
City of Beaumont, Community Facs. Dist. No. 93-1, Improvement Area No. 8C, Special Tax Bonds, Series 2018-A, 5.00% 9/1/2048	5,715	5,891
City of Beaumont, Community Facs. Dist. No. 93-1, Improvement Area No. 8D, Special Tax Bonds, Series 2018-A, 5.00% 9/1/2043	750	780
City of Beaumont, Community Facs. Dist. No. 93-1, Improvement Area No. 8E, Special Tax Bonds, Series 2019, 5.00% 9/1/2048	2,500	2,585
City of Brea, Successor Agcy. to the Redev. Agcy. (Redev. Project AB), Tax Allocation Rev. Ref. Bonds, Series 2013, 5.00% 8/1/2026	1,200	1,202
Trustees of the California State University, Systemwide Rev. Bonds, Series 2016-B-3, 3.125% 11/1/2051 (put 11/1/2026)	6,000	6,036
Capistrano Unified School Dist., School Facs. Improvement Dist. No. 1, G.O. Bonds, Capital Appreciation Bonds, 1999 Election, Series 2001-B, Assured Guaranty Municipal insured, 0% 8/1/2025	3,050	2,871
City of Carson, Successor Agcy. to the Redev. Agcy., Tax Allocation Rev. Ref. Bonds (Redev. Project Area No. 1), Series 2014-A, Assured Guaranty Municipal insured, 4.25% 10/1/2033	750	754
Cathedral City, Successor Agcy. to the Redev. Agcy., Tax Allocation Housing Rev. Ref. Bonds (Merged Redev. Project Area), Series 2021-A, BAM insured, 4.00% 8/1/2033	750	787
Center Joint Unified School Dist., G.O. Bonds, 2008 Election, Series 2021-B, BAM insured, 3.00% 8/1/2040	580	519
Center Joint Unified School Dist., G.O. Bonds, 2008 Election, Series 2021-B, BAM insured, 3.00% 8/1/2041	480	423
Center Joint Unified School Dist., G.O. Bonds, 2008 Election, Series 2021-B, BAM insured, 3.00% 8/1/2046	3,150	2,607
Central Unified School Dist., G.O. Bonds, 2020 Election, Series 2021-A, Assured Guaranty Municipal insured, 3.00% 8/1/2044	2,500	2,107
Chaffey Community College Dist., G.O. Bonds, 2018 Election, Series 2019-A, 4.00% 6/1/2043	5,000	5,081
Chaffey Community College Dist., G.O. Bonds, 2018 Election, Series 2019-A, 3.00% 6/1/2046	2,000	1,641
Chino Valley Unified School Dist., G.O. Bonds, 2016 Election, Capital Appreciation Bonds, Series 2022-C, 0% 8/1/2031	600	471

The Tax-Exempt Bond Fund of America (continued)

Bonds, notes & other debt instruments (continued)

	Principal amount (000)	Value (000)
California (continued)		
Chino Valley Unified School Dist., G.O. Bonds, 2016 Election, Capital Appreciation Bonds, Series 2022-C, 0% 8/1/2032	USD315	\$ 238
Chino Valley Unified School Dist., G.O. Bonds, 2016 Election, Capital Appreciation Bonds, Series 2022-C, 0% 8/1/2033	320	231
Chino Valley Unified School Dist., G.O. Bonds, 2016 Election, Capital Appreciation Bonds, Series 2022-C, 0% 8/1/2034	625	431
Chino Valley Unified School Dist., G.O. Bonds, 2016 Election, Capital Appreciation Bonds, Series 2022-C, 0% 8/1/2038	1,300	724
Chino Valley Unified School Dist., G.O. Bonds, 2016 Election, Capital Appreciation Bonds, Series 2022-C, 0% 8/1/2039	1,000	528
City of Chino, Community Facs. Dist. No. 2016-1 (Bickmore 185), Special Tax Bonds, Series 2020, 4.00% 9/1/2045	2,250	2,048
City of Chino, Public Fncg. Auth., Local Agcy. Rev. Ref. Bonds, Series 2015-A, Assured Guaranty Municipal insured, 5.00% 9/1/2025	1,065	1,101
City of Chino, Public Fncg. Auth., Local Agcy. Rev. Ref. Bonds, Series 2015-A, Assured Guaranty Municipal insured, 5.00% 9/1/2026	225	233
City of Chino, Public Fncg. Auth., Local Agcy. Rev. Ref. Bonds, Series 2015-A, Assured Guaranty Municipal insured, 5.00% 9/1/2034	1,090	1,124
City of Chino, Public Fncg. Auth., Local Agcy. Rev. Ref. Bonds, Series 2015-A, Assured Guaranty Municipal insured, 5.00% 9/1/2035	1,725	1,780
City of Chula Vista, Municipal Fncg. Auth., Special Tax Rev. Ref. Bonds, Series 2013, 5.00% 9/1/2034	2,360	2,364
City of Chula Vista, Successor Agcy. to the Redev. Agcy., Tax Allocation Rev. Ref. Bonds, Series 2016, Assured Guaranty Municipal insured, 5.00% 10/1/2028	570	604
Coast Community College Dist., G.O. Bonds, Capital Appreciation Bonds, 2012 Election, Series 2019-F, 0% 8/1/2043	4,000	1,760
Community Choice Fncg. Auth., Clean Energy Project Rev. Green Bonds, Series 2021-B-1, 4.00% 2/1/2052 (put 8/1/2031)	25,650	25,890
Community Choice Fncg. Auth., Clean Energy Project Rev. Green Bonds, Series 2023-B-1, 5.00% 7/1/2053 (put 8/1/2029)	12,305	13,041
Community Choice Fncg. Auth., Clean Energy Project Rev. Green Bonds, Series 2021-B-1, 5.00% 12/1/2053 (put 8/1/2029)	2,315	2,446
Community Choice Fncg. Auth., Clean Energy Project Rev. Green Bonds, Series 2024-A, 5.00% 5/1/2054 (put 4/1/2032)	45,000	48,580
Community Choice Fncg. Auth., Clean Energy Project Rev. Green Bonds, Series 2023-D, 5.50% 5/1/2054 (put 8/1/2028)	5,000	5,351
Community Choice Fncg. Auth., Clean Energy Project Rev. Green Bonds, Series 2023-F, 5.50% 10/1/2054 (put 11/1/2030)	8,845	9,744
Community Choice Fncg. Auth., Clean Energy Project Rev. Green Bonds, Series 2023-G, 5.25% 11/1/2054 (put 4/1/2030)	11,500	12,344
Community Housing Agcy., Essential Housing Rev. Bonds (Glendale Properties), Series 2021-A-2, 4.00% 8/1/2047 ²	7,075	5,733
Community Housing Agcy., Essential Housing Rev. Bonds (Glendale Properties), Series 2021-A-1, 4.00% 2/1/2056 ²	22,090	18,367
Community Housing Agcy., Essential Housing Rev. Bonds (Verdant at Green Valley), Series 2019-A, 5.00% 8/1/2049 ²	1,000	948
Compton Unified School Dist., G.O. Bonds, Capital Appreciation Bonds, 2015 Election, Series 2019-B, BAM insured, 0% 6/1/2035	1,500	981
Compton Unified School Dist., G.O. Bonds, Capital Appreciation Bonds, 2015 Election, Series 2019-B, BAM insured, 0% 6/1/2040	500	250
Independent Cities Fin. Auth., Sales Tax Rev. Bonds (City of Compton), Series 2021, Assured Guaranty Municipal insured, 4.00% 6/1/2036 ²	340	356
Independent Cities Fin. Auth., Sales Tax Rev. Bonds (City of Compton), Series 2021, Assured Guaranty Municipal insured, 4.00% 6/1/2041 ²	510	521
Independent Cities Fin. Auth., Sales Tax Rev. Bonds (City of Compton), Series 2021, Assured Guaranty Municipal insured, 4.00% 6/1/2046 ²	135	136
Independent Cities Fin. Auth., Sales Tax Rev. Bonds (City of Compton), Series 2021, Assured Guaranty Municipal insured, 4.00% 6/1/2051 ²	175	175
City of Corona, Community Facs. Dist. No. 2018-2 (Sierra Bella), Special Tax Bonds, Series 2022-A, 5.00% 9/1/2051	1,750	1,826
CSCDA Community Improvement Auth., Essential Housing Social Rev. Bonds (1818 Platinum Triangle - Anaheim), Series 2021-A-2, 3.25% 4/1/2057 ²	9,505	6,641
CSCDA Community Improvement Auth., Essential Housing Social Rev. Bonds (1818 Platinum Triangle - Anaheim), Series 2021-B, 4.00% 4/1/2057 ²	1,000	707

The Tax-Exempt Bond Fund of America (continued)

Bonds, notes & other debt instruments (continued)	Principal amount (000)	Value (000)
California (continued)		
CSCDA Community Improvement Auth., Essential Housing Social Rev. Bonds (City of Orange Portfolio), Series 2021-A-1, 2.80% 3/1/2047 ²	USD3,400	\$ 2,476
CSCDA Community Improvement Auth., Essential Housing Social Rev. Bonds (City of Orange Portfolio), Series 2021-A-2, 3.00% 3/1/2057 ²	4,155	2,802
CSCDA Community Improvement Auth., Essential Housing Social Rev. Bonds (City of Orange Portfolio), Series 2021-B, 4.00% 3/1/2057 ²	540	390
CSCDA Community Improvement Auth., Essential Housing Social Rev. Bonds (Escondido Portfolio), Series 2021-A-2, 4.00% 6/1/2058 ²	39,100	29,171
CSCDA Community Improvement Auth., Essential Housing Social Rev. Bonds (Millennium South Bay - Hawthorne), Series 2021-A-1, 3.375% 7/1/2043 ²	1,000	809
CSCDA Community Improvement Auth., Essential Housing Social Rev. Bonds (Millennium South Bay - Hawthorne), Series 2021-A-2, 3.25% 7/1/2056 ²	5,970	4,064
CSCDA Community Improvement Auth., Essential Housing Social Rev. Bonds (Parallel-Anaheim), Series 2021-A, 4.00% 8/1/2056 ²	3,045	2,312
CSCDA Community Improvement Auth., Essential Housing Social Rev. Bonds (Park Crossing Apartments), Series 2021-A, 3.25% 12/1/2058 ²	5,105	3,431
CSCDA Community Improvement Auth., Essential Housing Social Rev. Bonds (Pasadena Portfolio), Series 2021-A-2, 3.00% 12/1/2056 ²	3,460	2,383
CSCDA Community Improvement Auth., Essential Housing Social Rev. Bonds (Theo - Pasadena), Series 2021-A-2, 3.25% 5/1/2057 ²	2,215	1,535
CSCDA Community Improvement Auth., Essential Housing Social Rev. Bonds (Union South Bay), Series 2021-A-1, 3.10% 7/1/2045 ²	1,000	758
CSCDA Community Improvement Auth., Essential Housing Social Rev. Bonds (Union South Bay), Series 2021-A-2, 4.00% 7/1/2056 ²	28,390	20,828
CSCDA Community Improvement Auth., Essential Housing Social Rev. Bonds (Westgate Phase 1 - Pasadena), Series 2021-A-2, 3.125% 6/1/2057 ²	33,900	22,188
Cypress Elementary School Dist., G.O Bonds, Capital Appreciation Bonds, 2008 Election, Series 2011-B-1, 0% 8/1/2050 (8.125% on 8/1/2031) ³	23,000	20,941
City of Dublin, Community Facs. Dist. No. 2015-1 (Dublin Crossing), Improvement Area No. 5, Special Tax Bonds, Series 2023, 5.00% 9/1/2038	790	828
Eastern Municipal Water Dist., Community Facs. Dist. No. 2016-74 (Menifee Town Center), Improvement Area B, Special Tax Bonds, Series 2022, 4.00% 9/1/2038	1,085	1,062
Eastern Municipal Water Dist., Community Facs. Dist. No. 2016-74 (Menifee Town Center), Improvement Area B, Special Tax Bonds, Series 2022, 4.00% 9/1/2043	1,095	1,022
Eastern Municipal Water Dist., Community Facs. Dist. No. 2016-74 (Menifee Town Center), Improvement Area B, Special Tax Bonds, Series 2022, 4.00% 9/1/2051	2,180	1,910
Eastern Municipal Water Dist., Community Facs. Dist. No. 2016-74 (Menifee Town Center), Improvement Area D, Special Tax Bonds, Series 2022, 4.00% 9/1/2038	1,230	1,203
Eastern Municipal Water Dist., Community Facs. Dist. No. 2016-74 (Menifee Town Center), Improvement Area D, Special Tax Bonds, Series 2022, 4.00% 9/1/2043	1,150	1,074
Eastern Municipal Water Dist., Community Facs. Dist. No. 2016-74 (Menifee Town Center), Improvement Area D, Special Tax Bonds, Series 2022, 4.00% 9/1/2051	2,540	2,229
Eastern Municipal Water Dist., Community Facs. Dist. No. 2017-79 (Eagle Crest), Special Tax Bonds, Series 2021, 4.00% 9/1/2036	2,275	2,289
Eastern Municipal Water Dist., Community Facs. Dist. No. 2017-79 (Eagle Crest), Special Tax Bonds, Series 2021, 4.00% 9/1/2041	2,085	1,978
Educational Facs. Auth., Rev. Bonds (Stanford University), Series 2010-U-1, 5.25% 4/1/2040	505	643
Educational Facs. Auth., Rev. Bonds (Stanford University), Series 2016-U-7, 5.00% 6/1/2046	1,000	1,246
County of El Dorado, Community Facs. Dist. No. 1992-1 (El Dorado Hills Dev.), Special Tax Rev. Ref. Bonds, Series 2012, 4.00% 9/1/2029	2,120	2,121
El Rancho Unified School Dist., G.O. Bonds, 2016 Election, Series 2023-D, BAM insured, 5.75% 8/1/2048	650	777
City of Elk Grove, Fin. Auth., Special Tax Rev. Bonds, Series 2015, 5.00% 9/1/2026	1,300	1,346
City of Elk Grove, Fin. Auth., Special Tax Rev. Bonds, Series 2015, BAM insured, 5.00% 9/1/2034	500	516
City of Elk Grove, Fin. Auth., Special Tax Rev. Bonds, Series 2015, BAM insured, 5.00% 9/1/2035	500	514
City of Elk Grove, Fin. Auth., Special Tax Rev. Bonds, Series 2015, BAM insured, 5.00% 9/1/2038	1,500	1,532
City of Elk Grove, Fin. Auth., Special Tax Rev. Bonds, Series 2016, 5.00% 9/1/2041	12,830	13,052
City of Elk Grove, Fin. Auth., Special Tax Rev. Bonds, Series 2018, 5.00% 9/1/2043	2,890	2,936
City of Elk Grove, Fin. Auth., Special Tax Rev. Bonds, Series 2016, 5.00% 9/1/2046	13,500	13,653
City of Elk Grove, Fin. Auth., Special Tax Rev. Bonds, Series 2018, 5.00% 9/1/2048	2,500	2,526
City of Emeryville, Successor Agcy. to the Redev. Agcy., Tax Allocation Rev. Ref. Bonds, Series 2014-A, Assured Guaranty Municipal insured, 5.00% 9/1/2032	890	901
City of Emeryville, Successor Agcy. to the Redev. Agcy., Tax Allocation Rev. Ref. Bonds, Series 2014-A, Assured Guaranty Municipal insured, 5.00% 9/1/2033	775	785

The Tax-Exempt Bond Fund of America (continued)

Bonds, notes & other debt instruments (continued)	Principal amount (000)	Value (000)
California (continued)		
City of Escondido, Community Facs. Dist. No. 2020-2 (The Villages), Special Tax Bonds, Series 2022, 5.00% 9/1/2038	USD780	\$ 832
City of Escondido, Community Facs. Dist. No. 2020-2 (The Villages), Special Tax Bonds, Series 2022, 5.00% 9/1/2052	3,000	3,066
Etiwanda School Dist., G.O. Bonds, 2016 Election, Series 2020-A, 4.00% 8/1/2049	2,500	2,522
Etiwanda School Dist., G.O. Bonds, Capital Appreciation Bonds, 2016 Election, Series 2020-A, 0% 8/1/2034	1,000	692
Etiwanda School Dist., G.O. Bonds, Capital Appreciation Bonds, 2016 Election, Series 2020-A, 0% 8/1/2035	1,785	1,181
Folsom Cordova Unified School Dist., School Facs. Improvement Dist. No. 3, G.O. Bonds, 2007 Election, Series 2019-D, Assured Guaranty Municipal insured, 4.00% 10/1/2040	5,000	5,035
City of Fontana, Community Facs. Dist. No. 22 (Sierra Hills South), Special Tax Bonds, Series 2014, 5.00% 9/1/2031	880	888
City of Fontana, Community Facs. Dist. No. 22 (Sierra Hills South), Special Tax Bonds, Series 2014, 5.00% 9/1/2034	2,600	2,624
City of Fontana, Community Facs. Dist. No. 95 (Summit at Rosena Phase 2), Special Tax Bonds, Series 2022, 4.625% 9/1/2052	3,500	3,424
Foothill/Eastern Transportation Corridor Agcy., Toll Road Rev. Ref. Bonds, Capital Appreciation Bonds, Series 2015-A, Assured Guaranty Municipal insured, 0% 1/15/2034	2,000	1,418
Foothill/Eastern Transportation Corridor Agcy., Toll Road Rev. Ref. Bonds, Capital Appreciation Bonds, Series 2015-A, Assured Guaranty Municipal insured, 0% 1/15/2035	2,000	1,359
Fresno Unified School Dist., G.O. Bonds, 2016 Election, Series 2021-D, 3.00% 8/1/2033	1,000	990
Fresno Unified School Dist., G.O. Bonds, 2016 Election, Series 2016-B, 3.00% 8/1/2043	2,000	1,662
Fresno Unified School Dist., G.O. Rev. Ref. Bonds, Series 2016-A, 5.00% 8/1/2030	1,005	1,071
G.O. Bonds, Series 2021, 5.00% 12/1/2031	395	415
G.O. Bonds, Series 2015, 5.25% 8/1/2032	5,000	5,153
G.O. Bonds, Series 2021, 5.00% 12/1/2032	335	352
G.O. Bonds, Series 2021, 5.00% 12/1/2034	335	351
G.O. Bonds, Series 2023, 5.00% 10/1/2035	3,405	4,086
G.O. Bonds, Series 2023, 5.00% 9/1/2036	3,000	3,610
G.O. Bonds, Series 2021, 4.00% 10/1/2037	1,000	1,066
G.O. Bonds, Series 2021, 4.00% 10/1/2039	3,000	3,166
G.O. Bonds, Series 2021, 5.00% 12/1/2046	260	288
G.O. Bonds, Series 2023, 5.25% 9/1/2053	1,790	2,053
G.O. Rev. Ref. Bonds, Series 2020, 3.00% 11/1/2040	3,000	2,732
G.O. Rev. Ref. Bonds, Series 2021, 5.00% 9/1/2041	2,625	2,986
G.O. Rev. Ref. Bonds, Series 2023, 4.00% 9/1/2043	5,455	5,669
G.O. Rev. Ref. Bonds (Various Purpose), Series 2013, 5.00% 9/1/2032	1,200	1,201
Glendale Community College Dist., G.O. Rev. Ref. Bonds, Capital Appreciation Bonds, 2016 Election, Series 2020-B, 0% 8/1/2029	990	825
Glendale Community College Dist., G.O. Rev. Ref. Bonds, Capital Appreciation Bonds, 2016 Election, Series 2020-B, 0% 8/1/2031	1,250	971
Glendale Community College Dist., G.O. Rev. Ref. Bonds, Capital Appreciation Bonds, 2016 Election, Series 2020-B, 0% 8/1/2032	1,500	1,122
Golden State Tobacco Securitization Corp., Enhanced Tobacco Settlement Asset-Backed Bonds, Capital Appreciation Bonds, Series 2005-A, Assured Guaranty Municipal insured, 0% 6/1/2025 (escrowed to maturity)	8,000	7,689
Golden State Tobacco Securitization Corp., Enhanced Tobacco Settlement Asset-Backed Bonds, Capital Appreciation Bonds, Series 2005-A, Assured Guaranty Municipal insured, 0% 6/1/2026 (escrowed to maturity)	7,000	6,551
Golden State Tobacco Securitization Corp., Enhanced Tobacco Settlement Asset-Backed Bonds, Capital Appreciation Bonds, Series 2005-A, AMBAC insured, 0% 6/1/2027 (escrowed to maturity)	3,960	3,612
Golden State Tobacco Securitization Corp., Enhanced Tobacco Settlement Asset-Backed Bonds, Capital Appreciation Bonds, Series 2021-B-2, 0% 6/1/2066	5,155	599
Grossmont Union High School Dist., G.O. Bonds, Capital Appreciation Bonds, 2004 Election, Series 2008, 0% 8/1/2032	4,000	3,026
Hastings Campus Housing Fin. Auth., Campus Housing Rev. Green Bonds, Series 2020-A, 5.00% 7/1/2045 ²	4,700	4,269
Hastings Campus Housing Fin. Auth., Campus Housing Rev. Green Bonds, Series 2020-A, 5.00% 7/1/2061 ²	3,085	2,647
Hayward Unified School Dist., G.O. Bonds, 2019 Election, Series 2019-A, BAM insured, 5.00% 8/1/2044	7,000	7,476
Hayward Unified School Dist., G.O. Rev. Ref. Bonds, 2019 Election, Series 2019-A, BAM insured, 5.00% 8/1/2040	3,000	3,236
Health Facs. Fncg. Auth., Rev. Bonds (Episcopal Communities & Services), Series 2024-A, 3.85% 11/15/2027	230	231
Health Facs. Fncg. Auth., Rev. Bonds (Episcopal Communities & Services), Series 2024-B, 5.00% 11/15/2028	105	113
Health Facs. Fncg. Auth., Rev. Bonds (Episcopal Communities & Services), Series 2024-B, 5.00% 11/15/2030	85	94
Health Facs. Fncg. Auth., Rev. Bonds (Episcopal Communities & Services), Series 2024-B, 5.00% 11/15/2032	355	401
Health Facs. Fncg. Auth., Rev. Bonds (Episcopal Communities & Services), Series 2024-B, 5.00% 11/15/2043	1,040	1,116
Health Facs. Fncg. Auth., Rev. Bonds (Episcopal Communities & Services), Series 2024-B, 5.25% 11/15/2048	450	484
Health Facs. Fncg. Auth., Rev. Bonds (Episcopal Communities & Services), Series 2024-B, 5.25% 11/15/2053	540	576

The Tax-Exempt Bond Fund of America (continued)

Bonds, notes & other debt instruments (continued)

	Principal amount (000)	Value (000)
California (continued)		
Health Facs. Fncg. Auth., Rev. Bonds (Episcopal Communities & Services), Series 2024-B, 5.25% 11/15/2058	USD645	\$ 684
Health Facs. Fncg. Auth., Rev. Bonds (Marshall Medical Center), Series 2020-A, 4.00% 11/1/2040	1,000	1,018
Health Facs. Fncg. Auth., Rev. Bonds (Scripps Health), Series 2024-A, 5.00% 11/15/2043	5,000	5,712
Health Facs. Fncg. Auth., Rev. Ref. Bonds (Marshall Medical Center), Series 2015, 5.00% 11/1/2024	255	258
Health Facs. Fncg. Auth., Rev. Ref. Bonds (Marshall Medical Center), Series 2015, 5.00% 11/1/2026	350	356
Health Facs. Fncg. Auth., Rev. Ref. Bonds (Stanford Health Care), Series 2017-A, 5.00% 11/15/2035	8,500	9,210
Health Facs. Fncg. Auth., Social Rev. Bonds (On Lok Senior Health Services), Series 2020, 5.00% 8/1/2040	1,000	1,070
Health Facs. Fncg. Auth., Social Rev. Bonds (On Lok Senior Health Services), Series 2020, 5.00% 8/1/2050	1,250	1,303
Health Facs. Fncg. Auth., Social Rev. Bonds (On Lok Senior Health Services), Series 2020, 5.00% 8/1/2055	1,000	1,037
Housing Fin. Agcy., Municipal Certs., Series 2019-A-2, 4.00% 3/20/2033	684	689
Housing Fin. Agcy., Municipal Certs., Series 2019-A-1, 4.25% 1/15/2035	1,212	1,214
Housing Fin. Agcy., Municipal Certs., Series 2021-A-1, 3.50% 11/20/2035	17,528	16,528
Housing Fin. Agcy., Municipal Certs., Series 2021-A-3, 3.25% 8/20/2036	21,086	19,569
Housing Fin. Agcy., Municipal Certs., Series 2023-1, Class X, 0.357% 9/20/2036 ¹	28,514	711
Housing Fin. Agcy., Municipal Certs., Series 2023-1, Class A, 4.375% 9/20/2036	22,357	22,261
Infrastructure and Econ. Dev. Bank, Rev. Bonds (The Colburn School), Series 2019, 1.75% 8/1/2055 (put 8/1/2026)	4,750	4,485
Infrastructure and Econ. Dev. Bank, Rev. Ref. Bonds (Los Angeles County Museum of Art Project), Series 2021-B, (SIFMA Municipal Swap Index + 0.60%) 5.25% 12/1/2050 (put 6/1/2026) ¹	1,000	975
City of Inglewood, Successor Agcy. to the Redev. Agcy., Tax Allocation Bonds (Merged Redev. Project), Series 2017-A, BAM insured, 5.00% 5/1/2028	1,000	1,068
City of Inglewood, Successor Agcy. to the Redev. Agcy., Tax Allocation Bonds (Merged Redev. Project), Series 2017-A, BAM insured, 5.00% 5/1/2030	950	1,013
Inglewood Unified School Dist., G.O. Bonds, 2020 Election, Series 2021-A, Assured Guaranty Municipal insured, 4.00% 8/1/2046	5,150	5,187
Inglewood Unified School Dist., G.O. Bonds, 2020 Election, Series 2021-A, Assured Guaranty Municipal insured, 4.00% 8/1/2051	1,000	1,001
City of Irvine, Community Facs. Dist. No. 2013-3 (Great Park), Improvement Area No. 1, Special Tax Bonds, Series 2014, 5.00% 9/1/2039	1,000	1,007
City of Irvine, Community Facs. Dist. No. 2013-3 (Great Park), Improvement Area No. 1, Special Tax Bonds, Series 2014, 5.00% 9/1/2044	2,705	2,720
City of Irvine, Community Facs. Dist. No. 2013-3 (Great Park), Improvement Area No. 8, Special Tax Bonds, Series 2018, 5.00% 9/1/2043	2,670	2,778
City of Irvine, Community Facs. Dist. No. 2013-3 (Great Park), Improvement Area No. 8, Special Tax Bonds, Series 2018, 5.00% 9/1/2048	5,250	5,420
City of Irvine, Reassessment Dist. No. 12-1, Limited Obligation Improvement Bonds, Series 2012, 4.00% 9/2/2028	675	680
City of Irvine, Reassessment Dist. No. 13-1, Limited Obligation Improvement Bonds, Series 2013, 5.00% 9/2/2027	325	329
City of Irvine, Reassessment Dist. No. 13-1, Limited Obligation Improvement Bonds, Series 2013, 5.00% 9/2/2030	700	710
City of Irvine, Reassessment Dist. No. 15-2, Limited Obligation Improvement Bonds, Series 2015, 5.00% 9/2/2032	350	359
City of Irvine, Reassessment Dist. No. 15-2, Limited Obligation Improvement Bonds, Series 2015, 5.00% 9/2/2033	585	600
City of Irvine, Reassessment Dist. No. 15-2, Limited Obligation Improvement Bonds, Series 2015, 5.00% 9/2/2034	615	631
City of Irvine, Reassessment Dist. No. 15-2, Limited Obligation Improvement Bonds, Series 2015, 5.00% 9/2/2035	375	385
City of Irvine, Reassessment Dist. No. 15-2, Limited Obligation Improvement Bonds, Series 2015, 5.00% 9/2/2042	995	1,010
Irvine Unified School Dist., Community Facs. Dist. No. 09-1, Special Tax Bonds, Series 2017-A, BAM insured, 5.00% 9/1/2025	995	1,019
Irvine Unified School Dist., Community Facs. Dist. No. 09-1, Special Tax Bonds, Series 2017-D, BAM insured, 4.00% 9/1/2026	150	152
Irvine Unified School Dist., Community Facs. Dist. No. 09-1, Special Tax Bonds, Series 2017-A, BAM insured, 5.00% 9/1/2026	1,295	1,349
Irvine Unified School Dist., Community Facs. Dist. No. 09-1, Special Tax Bonds, Series 2017-A, BAM insured, 5.00% 9/1/2027	1,085	1,151
Irvine Unified School Dist., Community Facs. Dist. No. 09-1, Special Tax Bonds, Series 2018-A, BAM insured, 5.00% 9/1/2032	245	260
Irvine Unified School Dist., Community Facs. Dist. No. 09-1, Special Tax Bonds, Series 2018-A, BAM insured, 5.00% 9/1/2033	115	122
Irvine Unified School Dist., Community Facs. Dist. No. 09-1, Special Tax Bonds, Series 2017-A, BAM insured, 5.00% 9/1/2034	995	1,057
Irvine Unified School Dist., Community Facs. Dist. No. 09-1, Special Tax Bonds, Series 2018-A, BAM insured, 5.00% 9/1/2034	470	499
Irvine Unified School Dist., Community Facs. Dist. No. 09-1, Special Tax Bonds, Series 2018-A, BAM insured, 5.00% 9/1/2035	525	556
Irvine Unified School Dist., Community Facs. Dist. No. 09-1, Special Tax Bonds, Series 2019-A, BAM insured, 5.00% 9/1/2035	1,245	1,365

The Tax-Exempt Bond Fund of America (continued)

Bonds, notes & other debt instruments (continued)	Principal amount (000)	Value (000)
California (continued)		
Irvine Unified School Dist., Community Facs. Dist. No. 09-1, Special Tax Bonds, Series 2018-A, BAM insured, 5.00% 9/1/2036	USD505	\$ 533
Irvine Unified School Dist., Community Facs. Dist. No. 09-1, Special Tax Bonds, Series 2018-A, BAM insured, 5.00% 9/1/2037	700	737
Irvine Unified School Dist., Community Facs. Dist. No. 09-1, Special Tax Bonds, Series 2018-A, BAM insured, 5.00% 9/1/2038	640	671
Irvine Unified School Dist., Community Facs. Dist. No. 09-1, Special Tax Bonds, Series 2017-C, BAM insured, 5.00% 9/1/2042	995	1,031
Irvine Unified School Dist., Community Facs. Dist. No. 09-1, Special Tax Bonds, Series 2020-A, BAM insured, 4.00% 9/1/2044	6,115	5,758
Irvine Unified School Dist., Community Facs. Dist. No. 09-1, Special Tax Bonds, Series 2017-B, BAM insured, 5.00% 9/1/2047	1,990	2,045
Irvine Unified School Dist., Community Facs. Dist. No. 09-1, Special Tax Bonds, Series 2019-A, BAM insured, 4.00% 9/1/2049	2,985	2,996
Irvine Unified School Dist., Community Facs. Dist. No. 09-1, Special Tax Bonds, Series 2017-D, BAM insured, 5.00% 9/1/2049	995	1,018
Irvine Unified School Dist., Community Facs. Dist. No. 09-1, Special Tax Bonds, Series 2020-A, BAM insured, 4.00% 9/1/2050	11,135	11,106
Irvine Unified School Dist., Community Facs. Dist. No. 09-1, Special Tax Bonds, Series 2017-B, BAM insured, 5.00% 9/1/2051	2,985	3,054
Irvine Unified School Dist., Community Facs. Dist. No. 09-1, Special Tax Bonds, Series 2019-A, BAM insured, 4.00% 9/1/2054	12,105	11,965
Irvine Unified School Dist., Community Facs. Dist. No. 09-1, Special Tax Bonds, Series 2020-A, BAM insured, 4.00% 9/1/2054	6,960	6,879
Irvine Unified School Dist., Community Facs. Dist. No. 09-1, Special Tax Bonds, Series 2017-D, BAM insured, 5.00% 3/1/2057	995	1,017
City of Jurupa, Community Facs. Dist. No. 33 (Eastvale Area), Improvement Area No. 2, Special Tax Bonds, Series 2014-A, 5.00% 9/1/2043	3,140	3,156
City of Jurupa, Public Fncg. Auth., Special Tax Rev. Bonds, Series 2014-A, 5.00% 9/1/2026	700	708
City of Jurupa, Public Fncg. Auth., Special Tax Rev. Bonds, Series 2014-A, 5.00% 9/1/2032	1,260	1,274
City of Jurupa, Public Fncg. Auth., Special Tax Rev. Bonds, Series 2014-A, 5.00% 9/1/2042	1,250	1,259
City of Jurupa, Public Fncg. Auth., Special Tax Rev. Ref. Bonds, Series 2020-A, BAM insured, 4.00% 9/1/2031	1,890	2,012
City of Jurupa, Public Fncg. Auth., Special Tax Rev. Ref. Bonds, Series 2020-A, BAM insured, 4.00% 9/1/2035	1,125	1,186
City of Jurupa, Public Fncg. Auth., Special Tax Rev. Ref. Bonds, Series 2020-A, BAM insured, 4.00% 9/1/2039	1,095	1,127
Jurupa Unified School Dist., Fncg. Auth., Special Tax Rev. Ref. Bonds (Community Facs. Dists. Nos. 10, 12, 13 and 15), Series 2021-A, BAM insured, 4.00% 9/1/2032	415	446
Jurupa Unified School Dist., Fncg. Auth., Special Tax Rev. Ref. Bonds (Community Facs. Dists. Nos. 10, 12, 13 and 15), Series 2021-A, BAM insured, 4.00% 9/1/2033	880	942
Jurupa Unified School Dist., Fncg. Auth., Special Tax Rev. Ref. Bonds (Community Facs. Dists. Nos. 10, 12, 13 and 15), Series 2021-A, BAM insured, 4.00% 9/1/2034	945	1,009
Jurupa Unified School Dist., Fncg. Auth., Special Tax Rev. Ref. Bonds (Community Facs. Dists. Nos. 10, 12, 13 and 15), Series 2021-A, BAM insured, 4.00% 9/1/2035	1,020	1,087
Jurupa Unified School Dist., Fncg. Auth., Special Tax Rev. Ref. Bonds (Community Facs. Dists. Nos. 10, 12, 13 and 15), Series 2021-A, BAM insured, 4.00% 9/1/2036	840	886
Jurupa Unified School Dist., Fncg. Auth., Special Tax Rev. Ref. Bonds (Community Facs. Dists. Nos. 10, 12, 13 and 15), Series 2021-A, BAM insured, 4.00% 9/1/2037	1,170	1,218
Jurupa Unified School Dist., Fncg. Auth., Special Tax Rev. Ref. Bonds (Community Facs. Dists. Nos. 10, 12, 13 and 15), Series 2021-A, BAM insured, 4.00% 9/1/2038	1,255	1,305
Jurupa Unified School Dist., Fncg. Auth., Special Tax Rev. Ref. Bonds (Community Facs. Dists. Nos. 10, 12, 13 and 15), Series 2021-A, BAM insured, 4.00% 9/1/2039	1,340	1,385
Jurupa Unified School Dist., Fncg. Auth., Special Tax Rev. Ref. Bonds (Community Facs. Dists. Nos. 10, 12, 13 and 15), Series 2021-A, BAM insured, 4.00% 9/1/2040	1,435	1,474
Jurupa Unified School Dist., Fncg. Auth., Special Tax Rev. Ref. Bonds (Community Facs. Dists. Nos. 10, 12, 13 and 15), Series 2021-A, BAM insured, 4.00% 9/1/2041	1,535	1,568
Jurupa Unified School Dist., Fncg. Auth., Special Tax Rev. Ref. Bonds (Community Facs. Dists. Nos. 10, 12, 13 and 15), Series 2021-A, BAM insured, 4.00% 9/1/2047	7,000	7,049
County of Kern, RNR School Fncg. Auth., Community Facs. Dist. No. 92-1, Special Tax Bonds, Series 2017-A, BAM insured, 5.00% 9/1/2041	3,000	3,084
La Mesa-Spring Valley School Dist., G.O. Bonds, 2020 Election, Series 2021-A, BAM insured, 4.00% 8/1/2046	935	937
City of Lake Elsinore, Facs. Fin. Auth., Local Agcy. Rev. Ref. Bonds, Series 2021-B, Assured Guaranty Municipal insured, 4.00% 9/1/2039	1,000	1,033
City of Lake Elsinore, Facs. Fin. Auth., Local Agcy. Rev. Ref. Bonds, Series 2021-B, Assured Guaranty Municipal insured, 4.00% 9/1/2041	675	689

The Tax-Exempt Bond Fund of America (continued)

Bonds, notes & other debt instruments (continued)	Principal amount (000)	Value (000)
California (continued)		
City of Lake Elsinore, Facs. Fin. Auth., Local Agcy. Rev. Ref. Bonds, Series 2021-B, Assured Guaranty Municipal insured, 4.00% 9/1/2047	USD2,915	\$2,935
City of Lake Elsinore, Public Fncg. Auth., Local Agcy. Rev. Ref. Bonds, Series 2015, 5.00% 9/1/2035	5,915	6,029
City of Lake Elsinore, Public Fncg. Auth., Local Agcy. Rev. Ref. Bonds, Series 2015, 5.00% 9/1/2040	4,375	4,438
Lammersville Joint Unified School Dist., Community Facs. Dist. No. 2019-1 (Mountain House School Facs.), Special Tax Bonds, Series 2022, 4.00% 9/1/2052	4,000	3,720
City of Lee Lake, Public Fncg. Auth., Special Tax Rev. Ref. Bonds, Series 2013-A, 5.25% 9/1/2024	1,000	1,002
City of Lee Lake, Public Fncg. Auth., Special Tax Rev. Ref. Bonds, Series 2013-A, 5.00% 9/1/2032	3,750	3,757
City of Lee Lake, Public Fncg. Auth., Special Tax Rev. Ref. Bonds, Series 2013-A, 5.125% 9/1/2035	1,250	1,253
Lodi Unified School Dist., G.O. Bonds, 2016 Election, Series 2021, 3.00% 8/1/2046	10,160	8,468
City of Long Beach, Marina Rev. Bonds (Alamitos Bay Marina Project), Series 2015, 5.00% 5/15/2040	2,235	2,249
Long Beach Community College Dist., G.O. Bonds, 2016 Election, Series 2021-D, 3.00% 8/1/2037	1,000	928
Long Beach Community College Dist., G.O. Bonds, 2016 Election, Series 2021-D, 3.00% 8/1/2038	1,405	1,284
Long Beach Community College Dist., G.O. Bonds, 2016 Election, Series 2021-D, 3.00% 8/1/2039	1,000	900
City of Los Angeles, Community Facs. Dist. No. 4 (Playa Vista - Phase 1), Special Tax Rev. Ref. Bonds, Series 2014, 5.00% 9/1/2029	1,135	1,147
City of Los Angeles, Community Facs. Dist. No. 4 (Playa Vista - Phase 1), Special Tax Rev. Ref. Bonds, Series 2014, 5.00% 9/1/2030	985	996
City of Los Angeles, Community Facs. Dist. No. 4 (Playa Vista - Phase 1), Special Tax Rev. Ref. Bonds, Series 2014, 5.00% 9/1/2031	685	692
City of Los Angeles, Dept. of Airports, Los Angeles International Airport, Rev. Bonds, Series 2017-B, 5.00% 5/15/2042	3,900	4,122
City of Los Angeles, Dept. of Airports, Los Angeles International Airport, Rev. Bonds, Series 2019-B, 5.00% 5/15/2049	1,805	1,941
City of Los Angeles, Dept. of Airports, Los Angeles International Airport, Rev. Ref. Bonds, Series 2015-C, 5.00% 5/15/2027	1,500	1,542
City of Los Angeles, Dept. of Water and Power, Power System Rev. Bonds, Series 2022-C, 5.00% 7/1/2038	2,075	2,416
County of Los Angeles, Community Facs. Dist. No. 2021-01 (Valencia Facs.), Improvement Area No. 1, Special Tax Bonds, Series 2022, 5.00% 9/1/2034	335	363
County of Los Angeles, Community Facs. Dist. No. 2021-01 (Valencia Facs.), Improvement Area No. 1, Special Tax Bonds, Series 2022, 5.00% 9/1/2035	500	540
County of Los Angeles, Community Facs. Dist. No. 2021-01 (Valencia Facs.), Improvement Area No. 1, Special Tax Bonds, Series 2022, 5.00% 9/1/2036	570	610
County of Los Angeles, Community Facs. Dist. No. 2021-01 (Valencia Facs.), Improvement Area No. 1, Special Tax Bonds, Series 2022, 5.00% 9/1/2037	615	650
County of Los Angeles, Community Facs. Dist. No. 2021-01 (Valencia Facs.), Improvement Area No. 1, Special Tax Bonds, Series 2022, 5.00% 9/1/2042	830	856
County of Los Angeles, Community Facs. Dist. No. 2021-01 (Valencia Facs.), Improvement Area No. 1, Special Tax Bonds, Series 2022, 5.00% 9/1/2047	1,190	1,209
County of Los Angeles, Community Facs. Dist. No. 2021-01 (Valencia Facs.), Improvement Area No. 1, Special Tax Bonds, Series 2022, 5.00% 9/1/2052	590	595
County of Los Angeles, Dev. Auth., Multi Family Housing Mortgage Rev. Bonds (Long Beach Senior Housing), Series 2022, 2.00% 2/1/2026 (put 2/1/2025)	5,924	5,787
County of Los Angeles, Redev. Ref. Auth., Tax Allocation Rev. Ref. Bonds (Various Redev. Project Areas), Series 2013-D, Assured Guaranty Municipal insured, 5.00% 9/1/2027	595	596
Los Angeles Unified School Dist., G.O. Dedicated Unlimited Ad Valorem Property Tax Bonds, 2005 Election, Series 2018-M-1, 5.25% 7/1/2042	8,000	8,626
M-S-R Energy Auth., Gas Rev. Bonds, Series 2009-B, 6.125% 11/1/2029	2,210	2,384
M-S-R Energy Auth., Gas Rev. Bonds, Series 2009-B, 6.50% 11/1/2039	3,500	4,539
Marysville Joint Unified School Dist., G.O. Bonds, Capital Appreciation Bonds, 2008 Election, Series 2009, 0% 8/1/2036	2,195	1,417
City of Menifee, Community Facs. Dist. No. 2020-1 (McCall Mesa), Special Tax Bonds, Series 2023-A, 5.00% 9/1/2053	1,315	1,355
Menifee Union School Dist., Public Fncg. Auth., Special Tax Rev. Bonds, Series 2017-A, National insured, 5.00% 9/1/2026	1,440	1,510
Menifee Union School Dist., Public Fncg. Auth., Special Tax Rev. Bonds, Series 2017-A, National insured, 5.00% 9/1/2029	1,260	1,329
Menifee Union School Dist., Public Fncg. Auth., Special Tax Rev. Bonds, Series 2016-A, BAM insured, 3.00% 9/1/2031	570	571
Menifee Union School Dist., Public Fncg. Auth., Special Tax Rev. Bonds, Series 2017-A, National insured, 5.00% 9/1/2031	250	264
Menifee Union School Dist., Public Fncg. Auth., Special Tax Rev. Bonds, Series 2016-A, BAM insured, 5.00% 9/1/2032	725	751

The Tax-Exempt Bond Fund of America (continued)

Bonds, notes & other debt instruments (continued)	Principal amount (000)	Value (000)
California (continued)		
Menifee Union School Dist., Public Fncg. Auth., Special Tax Rev. Bonds, Series 2016-A, BAM insured, 5.00% 9/1/2033	USD760	\$ 787
Menifee Union School Dist., Public Fncg. Auth., Special Tax Rev. Bonds, Series 2017-A, National insured, 5.00% 9/1/2033	345	364
Menifee Union School Dist., Public Fncg. Auth., Special Tax Rev. Bonds, Series 2016-A, BAM insured, 5.00% 9/1/2034	600	620
Menifee Union School Dist., Public Fncg. Auth., Special Tax Rev. Bonds, Series 2016-A, BAM insured, 5.00% 9/1/2036	850	876
Merced Union High School Dist., G.O. Bonds, Capital Appreciation Bonds, 2008 Election, Series 2011-C, 0% 8/1/2037	5,200	3,191
Moreno Valley Unified School Dist., Community Facs. Dist. No. 2019-1, Special Tax Bonds, Series 2022, 4.75% 9/1/2052	3,370	3,331
Moreno Valley Unified School Dist., Community Facs. Dist. No. 2019-2, Special Tax Bonds, Series 2022, 4.75% 9/1/2052	3,110	3,074
Morongo Band of Mission Indians (The), Econ. Dev. Rev. Bonds, Series 2018-A, 5.00% 10/1/2042 ²	2,565	2,572
Morongo Band of Mission Indians (The), Rev. Ref. Bonds, Series 2018-B, 5.00% 10/1/2042 ²	7,525	7,546
Mt. San Jacinto Community College Dist., G.O. Bonds, 2014 Election, Series 2021-C, 3.00% 8/1/2035	1,040	1,018
Municipal Fin. Auth., Certs. of Part. (Palomar Health), Series 2021, 5.00% 11/1/2027 ²	3,920	3,990
Municipal Fin. Auth., Rev. and Rev. Ref. Bonds (Aldersly Project), Series 2023-B-2, 3.75% 11/15/2028	550	551
Municipal Fin. Auth., Rev. and Rev. Ref. Bonds (Aldersly Project), Series 2023-B-1, 4.00% 11/15/2028	345	348
Municipal Fin. Auth., Rev. Bonds (California Baptist University), Series 2016-A, 5.00% 11/1/2036 ²	1,500	1,513
Municipal Fin. Auth., Rev. Bonds (California Baptist University), Series 2016-A, 5.00% 11/1/2046 ²	2,000	1,952
Municipal Fin. Auth., Rev. Bonds (Community Health System), Series 2021-A, Assured Guaranty Municipal insured, 3.00% 2/1/2046	2,195	1,784
Municipal Fin. Auth., Rev. Bonds (Community Health System), Series 2021-A, Assured Guaranty Municipal insured, 3.00% 2/1/2046	2,225	1,680
Municipal Fin. Auth., Rev. Bonds (Community Health System), Series 2021-A, Assured Guaranty Municipal insured, 4.00% 2/1/2051	1,500	1,363
Municipal Fin. Auth., Rev. Bonds (HumanGood - California Obligated Group), Series 2021, 3.00% 10/1/2046	2,500	2,017
Municipal Fin. Auth., Rev. Bonds (HumanGood - California Obligated Group), Series 2021, 3.00% 10/1/2049	10,560	8,210
Municipal Fin. Auth., Rev. Ref. Bonds (Harbor Regional Center Project), Series 2015, 5.00% 11/1/2039	850	865
Municipal Fin. Auth., Rev. Ref. Bonds (HumanGood Obligated Group), Series 2019-A, 4.00% 10/1/2029	500	508
Municipal Fin. Auth., Rev. Ref. Bonds (HumanGood Obligated Group), Series 2019-A, 4.00% 10/1/2033	1,100	1,117
Municipal Fin. Auth., Rev. Ref. Bonds (HumanGood Obligated Group), Series 2019-A, 4.00% 10/1/2038	3,750	3,773
Municipal Fin. Auth., Rev. Ref. Bonds (HumanGood Obligated Group), Series 2019-A, 5.00% 10/1/2044	3,750	3,848
Municipal Fin. Auth., Senior Living Rev. Bonds (Mt. San Antonio Gardens Project), Series 2022-B-2, 2.125% 11/15/2026	525	524
Municipal Fin. Auth., Senior Living Rev. Bonds (Mt. San Antonio Gardens Project), Series 2022-A, 4.00% 11/15/2042	565	489
Municipal Fin. Auth., Senior Living Rev. Bonds (Mt. San Antonio Gardens Project), Series 2022-A, 4.00% 11/15/2056	930	714
Municipal Fin. Auth., Special Fin. Agcy. XII, Essential Housing Rev. Bonds (Allure Apartments), Series 2022-A-1, 3.25% 2/1/2057 ²	20,515	14,794
Municipal Fin. Auth., Special Fin. Agcy., Essential Housing Rev. Bonds (Latitude 33), Series 2021-A-2, 4.00% 12/1/2045 ²	400	322
Municipal Fin. Auth., Special Fin. Agcy., Essential Housing Rev. Bonds (Latitude 33), Series 2021-A-1, 3.00% 12/1/2056 ²	1,235	846
Municipal Fin. Auth., Student Housing Rev. Bonds (CHF-Davis II, LLC - Orchard Park Student Housing Project), Series 2021, BAM insured, 4.00% 5/15/2041	220	219
Municipal Fin. Auth., Student Housing Rev. Bonds (CHF-Davis II, LLC - Orchard Park Student Housing Project), Series 2021, BAM insured, 4.00% 5/15/2046	615	600
Municipal Fin. Auth., Student Housing Rev. Bonds (CHF-Davis II, LLC - Orchard Park Student Housing Project), Series 2021, BAM insured, 3.00% 5/15/2051	6,695	5,078
Municipal Fin. Auth., Student Housing Rev. Bonds (CHF-Davis II, LLC - Orchard Park Student Housing Project), Series 2021, BAM insured, 3.00% 5/15/2054	1,490	1,099
Municipal Fin. Auth., Student Housing Rev. Bonds (UCR Dundee-Glasgow Student Housing Project), Series 2018, BAM insured, 5.00% 5/15/2037	1,755	1,867
Municipal Fin. Auth., Student Housing Rev. Bonds (UCR Dundee-Glasgow Student Housing Project), Series 2018, BAM insured, 5.00% 5/15/2039	1,535	1,615
Murrieta Valley Unified School Dist., Public Fncg. Auth., Special Tax Rev. Bonds, Series 2016-A, 5.00% 9/1/2024	760	766
Murrieta Valley Unified School Dist., Public Fncg. Auth., Special Tax Rev. Bonds, Series 2016-A, 5.00% 9/1/2026	2,620	2,730
Murrieta Valley Unified School Dist., Public Fncg. Auth., Special Tax Rev. Bonds, Series 2016-A, 5.00% 9/1/2027	1,875	1,958
Murrieta Valley Unified School Dist., Public Fncg. Auth., Special Tax Rev. Bonds, Series 2016-A, 5.00% 9/1/2028	3,320	3,471

The Tax-Exempt Bond Fund of America (continued)

Bonds, notes & other debt instruments (continued)	Principal amount (000)	Value (000)
California (continued)		
Murrieta Valley Unified School Dist., Public Fncg. Auth., Special Tax Rev. Bonds, Series 2016-A, 5.00% 9/1/2031	USD1,915	\$ 1,992
Murrieta Valley Unified School Dist., Public Fncg. Auth., Special Tax Rev. Bonds, Series 2016-A, 5.00% 9/1/2032	1,175	1,222
Murrieta Valley Unified School Dist., Public Fncg. Auth., Special Tax Rev. Bonds, Series 2016-A, Assured Guaranty Municipal insured, 5.00% 9/1/2032	1,000	1,057
Murrieta Valley Unified School Dist., Public Fncg. Auth., Special Tax Rev. Bonds, Series 2016-A, Assured Guaranty Municipal insured, 5.00% 9/1/2034	2,935	3,123
Northern California Gas Auth. No. 1, Gas Project Rev. Bonds, Series 2007-B, (3-month USD CME Term SOFR x 0.67 + 0.72%) 4.466% 7/1/2027 ¹	10,020	9,853
Oakland Unified School Dist., G.O. Bonds, 2020 Election, Series 2023-A, Assured Guaranty Municipal insured, 5.00% 8/1/2034	285	346
Oakland Unified School Dist., G.O. Bonds, 2020 Election, Series 2023-A, Assured Guaranty Municipal insured, 5.00% 8/1/2036	465	557
Oakland Unified School Dist., G.O. Bonds, 2020 Election, Series 2023-A, Assured Guaranty Municipal insured, 5.25% 8/1/2048	2,110	2,419
City of Ontario, Community Facs. Dist. No. 41 (Canvas Park Facs.), Special Tax Bonds, Series 2022, 4.00% 9/1/2042	2,180	2,062
City of Ontario, Community Facs. Dist. No. 41 (Canvas Park Facs.), Special Tax Bonds, Series 2022, 4.00% 9/1/2052	3,425	3,013
City of Ontario, Community Facs. Dist. No. 43 (Park Place Facs. Phase IV), Special Tax Bonds, Series 2020, 4.00% 9/1/2050	3,250	2,874
City of Ontario, Community Facs. Dist. No. 53 (Tevelde Facs.), Special Tax Bonds, Series 2021, 4.00% 9/1/2051	4,025	3,561
County of Orange, Community Facs. Dist. No. 2015-1 (Esencia Village), Special Tax Bonds, Series 2015-A, 5.00% 8/15/2034	730	747
County of Orange, Community Facs. Dist. No. 2015-1 (Esencia Village), Special Tax Rev. Ref. Bonds, Series 2015-A, 5.25% 8/15/2045	1,950	1,979
County of Orange, Community Facs. Dist. No. 2016-1 (Esencia Village), Special Tax Bonds, Series 2016-A, 5.00% 8/15/2041	1,250	1,277
County of Orange, Community Facs. Dist. No. 2017-1 (Esencia Village), Improvement Area No. 1, Special Tax Bonds, Series 2018-A, 5.00% 8/15/2036	2,880	3,059
County of Orange, Community Facs. Dist. No. 2017-1 (Esencia Village), Improvement Area No. 1, Special Tax Bonds, Series 2018-A, 5.00% 8/15/2042	5,000	5,176
County of Orange, Community Facs. Dist. No. 2017-1 (Esencia Village), Improvement Area No. 1, Special Tax Bonds, Series 2018-A, 5.00% 8/15/2047	6,000	6,157
County of Orange, Community Facs. Dist. No. 2021-1 (Rienda), Special Tax Bonds, Series 2022-A, 5.00% 8/15/2037	540	579
County of Orange, Community Facs. Dist. No. 2021-1 (Rienda), Special Tax Bonds, Series 2022-A, 5.00% 8/15/2042	1,780	1,867
County of Orange, Community Facs. Dist. No. 2021-1 (Rienda), Special Tax Bonds, Series 2022-A, 5.00% 8/15/2047	1,730	1,784
County of Orange, Community Facs. Dist. No. 2021-1 (Rienda), Special Tax Bonds, Series 2022-A, 5.00% 8/15/2052	1,530	1,568
County of Orange, Community Facs. Dist. No. 2023-1 (Rienda Phase 2B), Special Tax Bonds, Series 2023-A, 5.25% 8/15/2043	1,350	1,424
City of Palmdale, Successor Agcy. to the Redev. Agcy., Tax Allocation Rev. Ref. Bonds, Series 2016-A, National insured, 5.00% 9/1/2030	250	266
Palmdale Elementary School Dist., Community Facs. Dist. No. 90-1, Special Tax Bonds, Series 2017-A, Assured Guaranty Municipal insured, 5.00% 8/1/2041	2,250	2,371
Palo Alto Unified School Dist., G.O. Bonds, Capital Appreciation Bonds, 2008 Election, Series 2008, 0% 8/1/2032	3,000	2,347
Palomar Pomerado Health, G.O. Bonds, Capital Appreciation Bonds, 2004 Election, Series 2009-A, Assured Guaranty insured, 0% 8/1/2028	7,000	6,066
Palomar Pomerado Health, G.O. Bonds, Capital Appreciation Bonds, 2004 Election, Series 2009-A, Assured Guaranty insured, 0% 8/1/2030	15,520	12,626
Palomar Pomerado Health, G.O. Bonds, Capital Appreciation Bonds, 2004 Election, Series 2009-A, Assured Guaranty insured, 0% 8/1/2031	3,000	2,358
City of Perris, Joint Powers Auth., Local Agcy. Rev. Bonds (CFD No. 2006-2 - Monument Park Estates), Series 2015-B, 5.00% 9/1/2045	5,295	5,355
Perris Union High School Dist., Fncg. Auth., Rev. Bonds, Series 2015, 5.00% 9/1/2031	650	661
Perris Union High School Dist., Fncg. Auth., Rev. Bonds, Series 2015, 5.00% 9/1/2033	2,885	2,933
Perris Union High School Dist., Fncg. Auth., Rev. Bonds, Series 2015, 5.00% 9/1/2034	1,260	1,281
Perris Union High School Dist., Fncg. Auth., Rev. Bonds, Series 2015, 5.00% 9/1/2035	3,175	3,227
Perris Union High School Dist., Fncg. Auth., Rev. Bonds, Series 2015, 5.00% 9/1/2041	3,725	3,760
Poway Unified School Dist., Community Facs. Dist. No. 6 (4S Ranch), Special Tax Rev. Ref. Bonds, Series 2016, BAM insured, 5.00% 9/1/2030	1,910	2,044
Poway Unified School Dist., Community Facs. Dist. No. 6 (4S Ranch), Special Tax Rev. Ref. Bonds, Series 2016, BAM insured, 5.00% 9/1/2031	2,040	2,180

The Tax-Exempt Bond Fund of America (continued)

Bonds, notes & other debt instruments (continued)	Principal amount (000)	Value (000)
California (continued)		
Poway Unified School Dist., Community Facs. Dist. No. 6 (4S Ranch), Special Tax Rev. Ref. Bonds, Series 2016, BAM insured, 5.00% 9/1/2032	USD2,185	\$2,335
Poway Unified School Dist., Community Facs. Dist. No. 6 (4S Ranch), Special Tax Rev. Ref. Bonds, Series 2016, BAM insured, 5.00% 9/1/2033	960	1,025
Poway Unified School Dist., Public Fncg. Auth., Special Tax Rev. Ref. Bonds, Series 2015-A, 5.00% 9/1/2026	1,265	1,294
Poway Unified School Dist., Public Fncg. Auth., Special Tax Rev. Ref. Bonds, Series 2015-A, 5.00% 9/1/2027	590	604
Poway Unified School Dist., Public Fncg. Auth., Special Tax Rev. Ref. Bonds, Series 2015-A, 5.00% 9/1/2031	1,200	1,230
Poway Unified School Dist., Public Fncg. Auth., Special Tax Rev. Ref. Bonds, Series 2015-B, BAM insured, 4.00% 9/1/2036	710	716
Public Fin. Auth., Rev. Bonds (Henry Mayo Newhall Memorial Hospital), Series 2017, 5.00% 10/15/2033	500	512
Public Fin. Auth., Rev. Ref. Bonds (O'Conner Woods), Series 2022, 4.00% 1/1/2043	1,910	1,946
Public Fin. Auth., Rev. Ref. Bonds (Sharp Healthcare), Series 2024-A, 5.00% 8/1/2030	2,440	2,824
Public Fin. Auth., Senior Living Rev. and Rev. Ref. Green Bonds (Enso Village Project), Series 2021-B-3, 2.125% 11/15/2027 ²	840	840
Public Fin. Auth., Senior Living Rev. and Rev. Ref. Green Bonds (Enso Village Project), Series 2021-B-2, 2.375% 11/15/2028 ²	1,250	1,218
Public Fin. Auth., Senior Living Rev. and Rev. Ref. Green Bonds (Enso Village Project), Series 2021-B-1, 3.125% 5/15/2029 ²	1,000	961
Public Fin. Auth., Senior Living Rev. and Rev. Ref. Green Bonds (Enso Village Project), Series 2021-A, 5.00% 11/15/2046 ²	230	190
Public Fin. Auth., Senior Living Rev. and Rev. Ref. Green Bonds (Enso Village Project), Series 2021-A, 5.00% 11/15/2051 ²	200	160
Public Works Board, Lease Rev. Bonds, Series 2021-C, 4.00% 11/1/2046	630	636
Public Works Board, Lease Rev. Bonds, Series 2021-C, 5.00% 11/1/2046	1,000	1,117
Public Works Board, Lease Rev. Ref. Bonds (Various Capital Projects), Series 2021-A, 5.00% 2/1/2030	1,500	1,716
Public Works Board, Lease Rev. Ref. Bonds (Various Capital Projects), Series 2022-A, 5.00% 8/1/2032	1,300	1,523
Public Works Board, Lease Rev. Ref. Bonds (Various Capital Projects), Series 2022-A, 5.00% 8/1/2035	795	926
Public Works Board, Lease Rev. Ref. Bonds (Various Capital Projects), Series 2023-C, 5.00% 9/1/2035	2,740	3,299
Public Works Board, Lease Rev. Ref. Bonds (Various Capital Projects), Series 2022-C, 5.00% 8/1/2036	1,785	2,071
Public Works Board, Lease Rev. Ref. Bonds (Various Capital Projects), Series 2023-B, 5.00% 12/1/2036	1,120	1,324
City of Rancho Cordova, Community Facs. Dist. No. 2003-1 (Sunridge Anatolia), Special Tax Bonds, Series 2016, 4.00% 9/1/2025	1,000	1,004
City of Rancho Cordova, Community Facs. Dist. No. 2003-1 (Sunridge Anatolia), Special Tax Bonds, Series 2016, 4.00% 9/1/2027	425	430
City of Rancho Cordova, Community Facs. Dist. No. 2003-1 (Sunridge Anatolia), Special Tax Bonds, Series 2016, 4.00% 9/1/2028	1,185	1,198
City of Rancho Cordova, Community Facs. Dist. No. 2003-1 (Sunridge Anatolia), Special Tax Bonds, Series 2016, 4.00% 9/1/2030	1,390	1,403
City of Rancho Santa Fe, Community Services Dist., Rev. Bonds, Series 2016-A, BAM insured, 5.00% 9/1/2029	1,500	1,569
City of Rialto, Community Facs. Dist. No. 2019-2 (Foothill/Spruce), Special Tax Bonds, Series 2022, 4.375% 9/1/2051	2,775	2,589
Rialto Unified School Dist., G.O. Bonds, 2022 Election, Series 2023, BAM insured, 0% 8/1/2035	425	275
Rialto Unified School Dist., G.O. Bonds, 2022 Election, Series 2023, BAM insured, 0% 8/1/2036	500	306
Rialto Unified School Dist., G.O. Bonds, 2022 Election, Series 2023, BAM insured, 5.00% 8/1/2052	1,030	1,130
Rio Elementary School Dist., Community Facs. Dist. No. 1, Special Tax Bonds, Series 2016, BAM insured, 5.00% 9/1/2026	335	348
Rio Elementary School Dist., Community Facs. Dist. No. 1, Special Tax Bonds, Series 2016, BAM insured, 5.00% 9/1/2033	310	327
Rio Elementary School Dist., Community Facs. Dist. No. 1, Special Tax Bonds, Series 2016, BAM insured, 5.00% 9/1/2034	1,000	1,055
Rio Elementary School Dist., Community Facs. Dist. No. 1, Special Tax Rev. Ref. Bonds, Series 2014, 5.00% 9/1/2028 (preref. 9/1/2024)	490	496
Rio Elementary School Dist., Community Facs. Dist. No. 1, Special Tax Rev. Ref. Bonds, Series 2014, 5.00% 9/1/2029 (preref. 9/1/2024)	540	546
Rio Elementary School Dist., Community Facs. Dist. No. 1, Special Tax Rev. Ref. Bonds, Series 2014, 5.00% 9/1/2035 (preref. 9/1/2024)	1,150	1,164
County of Riverside, Public Fncg. Auth., Tax Allocation Rev. Bonds (Project Area No. 1, Desert Communities and Interstate 215 Corridor Projects), Series 2015-A, Assured Guaranty Municipal insured, 5.00% 10/1/2026	1,235	1,279
County of Riverside, Successor Agcy. to the Redev. Agcy., Tax Allocation Housing Rev. Ref. Bonds, Series 2014-A, Assured Guaranty Municipal insured, 5.00% 10/1/2030	600	609
County of Riverside, Successor Agcy. to the Redev. Agcy., Tax Allocation Rev. Ref. Bonds (Jurupa Valley Redev. Project Area), Series 2016-B, BAM insured, 4.00% 10/1/2032	1,000	1,010

The Tax-Exempt Bond Fund of America (continued)

Bonds, notes & other debt instruments (continued)	Principal amount (000)	Value (000)
California (continued)		
County of Riverside, Successor Agcy. to the Redev. Agcy., Tax Allocation Rev. Ref. Bonds (Jurupa Valley Redev. Project Area), Series 2015-B, Assured Guaranty Municipal insured, 4.00% 10/1/2037	USD2,500	\$ 2,504
County of Riverside, Transportation Commission, Toll Rev. Ref. Bonds, Series 2021-B-1, BAM insured, 3.00% 6/1/2049	23,615	18,827
Riverside Unified School Dist., Fncg. Auth., Special Tax Rev. Ref. Bonds, Series 2015, BAM insured, 5.00% 9/1/2027	1,480	1,520
Riverside Unified School Dist., Fncg. Auth., Special Tax Rev. Ref. Bonds, Series 2015, BAM insured, 5.00% 9/1/2028	2,135	2,193
Riverside Unified School Dist., Fncg. Auth., Special Tax Rev. Ref. Bonds, Series 2015, BAM insured, 5.00% 9/1/2030	2,175	2,234
Riverside Unified School Dist., Fncg. Auth., Special Tax Rev. Ref. Bonds, Series 2015, BAM insured, 5.00% 9/1/2031	1,040	1,068
Riverside Unified School Dist., Fncg. Auth., Special Tax Rev. Ref. Bonds, Series 2015, BAM insured, 5.00% 9/1/2032	1,115	1,145
Riverside Unified School Dist., Fncg. Auth., Special Tax Rev. Ref. Bonds, Series 2015, BAM insured, 5.00% 9/1/2035	1,000	1,025
Riverside Unified School Dist., G.O. Bonds, 2016 Election, Series 2019-B, 3.00% 8/1/2036	1,070	1,007
Romoland School Dist., Community Facs. Dist. No. 2004-1 (Heritage Lake), Improvement Area No. 4, Special Tax Bonds, Series 2020-A, 4.00% 9/1/2050	4,725	4,230
City of Roseville, Community Facs. Dist. No. 1 (Westpark), Special Tax Rev. Ref. Bonds, Series 2015, 5.00% 9/1/2026	500	512
City of Roseville, Community Facs. Dist. No. 1 (Westpark), Special Tax Rev. Ref. Bonds, Series 2015, 5.00% 9/1/2037	1,750	1,783
City of Roseville, Community Facs. Dist. No. 5 (Fiddymont Ranch), Special Tax Bonds, Series 2021, 4.00% 9/1/2050	4,000	3,609
City of Sacramento, Community Drainage Facs. Dist. No. 97-1 (North Natomas), Special Tax Bonds, Series 2015, 5.00% 9/1/2025	100	103
City of Sacramento, Community Drainage Facs. Dist. No. 97-1 (North Natomas), Special Tax Bonds, Series 2015, 5.00% 9/1/2028	1,735	1,791
City of Sacramento, Community Drainage Facs. Dist. No. 97-1 (North Natomas), Special Tax Bonds, Series 2015, 5.00% 9/1/2035	2,910	3,006
City of Sacramento, Fncg. Auth., Rev. Ref. Bonds (Master Lease Program Facs.), Series 2006-E, AMBAC insured, 5.25% 12/1/2025	4,000	4,182
County of Sacramento, Airport System Rev. Ref. Bonds, Series 2016-B, 5.00% 7/1/2036	1,000	1,045
County of Sacramento, Airport System Rev. Ref. Bonds, Series 2016-B, 5.00% 7/1/2041	4,200	4,332
County of Sacramento, Community Facs. Dist. No. 2004-1 (McClellan Park), Special Tax Bonds, Series 2017, 5.00% 9/1/2040	1,960	2,013
County of Sacramento, Water Fncg. Auth., Rev. Ref. Bonds (Water Agcy. Zones 40 and 41), Series 2007-B, FGIC-National insured, (3-month USD CME Term SOFR x 0.67 + 0.55%) 4.413% 6/1/2034 ¹	6,200	5,863
Sacramento Unified School Dist., G.O. Bonds, 2012 Election, Series 2022-A, BAM insured, 5.50% 8/1/2047	1,060	1,185
Sacramento Unified School Dist., G.O. Bonds, 2021 Election, Series 2021-G, Assured Guaranty Municipal insured, 4.00% 8/1/2044	935	946
Sacramento Unified School Dist., G.O. Rev. Ref. Bonds, Series 2022, BAM insured, 5.00% 7/1/2029	585	661
County of San Bernardino and Cities of Colton, Loma Linda and San Bernardino, Successor Agcy. to the Inland Valley Dev. Agcy., Tax Allocation Rev. Ref. Bonds, Series 2014-A, 5.00% 9/1/2044	10,500	10,501
City of San Clemente, Community Facs. Dist. No. 2006-1 (Marblehead Coastal), Special Tax Bonds, Series 2015, 5.00% 9/1/2028	940	963
County of San Diego, Regional Airport Auth., Airport Rev. Bonds, Series 2021-A, 4.00% 7/1/2046	1,175	1,194
County of San Diego, Regional Airport Auth., Airport Rev. Bonds, Series 2021-A, 4.00% 7/1/2051	2,000	2,002
County of San Diego, Regional Airport Auth., Airport Rev. Ref. Bonds, Series 2020-B, 5.00% 7/1/2034	1,940	2,237
San Diego Unified School Dist., G.O. Dedicated Unlimited Ad Valorem Property Tax Green Bonds, 2018 Election, Series 2023-G-3, 4.00% 7/1/2053	4,130	4,144
City and County of San Francisco, Airport Commission, San Francisco International Airport, Rev. Bonds, Series 2018-E-2, 5.00% 5/1/2048	2,000	2,110
City and County of San Francisco, Airport Commission, San Francisco International Airport, Rev. Bonds, Series 2019-F-2, 5.00% 5/1/2050	12,500	13,389
City and County of San Francisco, Airport Commission, San Francisco International Airport, Rev. Ref. Bonds, Series 2022-B-2, 4.00% 5/1/2052	3,235	3,240
City and County of San Francisco, Community Facs. Dist. No. 2014-1 (Transbay Transit Center), Special Tax Bonds, Series 2022-A, 5.00% 9/1/2047	675	721
City and County of San Francisco, Community Facs. Dist. No. 2014-1 (Transbay Transit Center), Special Tax Bonds, Series 2022-A, 5.00% 9/1/2052	510	539

The Tax-Exempt Bond Fund of America (continued)

Bonds, notes & other debt instruments (continued)	Principal amount (000)	Value (000)
California (continued)		
City and County of San Francisco, Community Facs. Dist. No. 2016-1 (Treasure Island), Improvement Area No. 1, Special Tax Bonds, Series 2021, 4.00% 9/1/2051	USD3,075	\$ 2,703
City and County of San Francisco, Community Facs. Dist. No. 2016-1 (Treasure Island), Improvement Area No. 2, Special Tax Bonds, Series 2023-A, 5.25% 9/1/2048 ²	965	958
City and County of San Francisco, Infrastructure and Revitalization Fncg. Dist. No. 1 (Treasure Island), Tax Increment Rev. Bonds, Series 2023-A, 5.00% 9/1/2033 ²	1,225	1,292
City and County of San Francisco, Infrastructure and Revitalization Fncg. Dist. No. 1 (Treasure Island), Tax Increment Rev. Bonds, Series 2023-A, 5.00% 9/1/2043 ²	900	891
City and County of San Francisco, Public Utilities Commission, San Francisco Water Rev. Bonds, Series 2020-C, 4.00% 11/1/2050	2,000	2,009
City and County of San Francisco, Public Utilities Commission, Wastewater Rev. Green Bonds, Series 2023-C, 4.00% 10/1/2048 (put 10/1/2029)	7,575	8,042
City and County of San Francisco, Special Tax Dist. No. 2020-1 (Mission Rock Facs. and Services), Dev. Special Tax Bonds, Series 2023-A, 5.00% 9/1/2033 ²	850	892
City and County of San Francisco, Special Tax Dist. No. 2020-1 (Mission Rock Facs. and Services), Dev. Special Tax Bonds, Series 2021-A, 4.00% 9/1/2036 ²	805	796
City and County of San Francisco, Special Tax Dist. No. 2020-1 (Mission Rock Facs. and Services), Dev. Special Tax Bonds, Series 2021-A, 4.00% 9/1/2046 ²	3,500	3,087
City and County of San Francisco, Special Tax Dist. No. 2020-1 (Mission Rock Facs. and Services), Dev. Special Tax Bonds, Series 2023-A, 5.75% 9/1/2050 ²	370	386
City and County of San Francisco, Special Tax Dist. No. 2020-1 (Mission Rock Facs. and Services), Dev. Special Tax Bonds, Series 2021-A, 4.00% 9/1/2051 ²	1,015	866
City and County of San Francisco, Special Tax Dist. No. 2020-1 (Mission Rock Facs. and Services), Office Special Tax Bonds, Series 2023-B, 5.50% 9/1/2043 ²	410	428
City and County of San Francisco, Special Tax Dist. No. 2020-1 (Mission Rock Facs. and Services), Office Special Tax Bonds, Series 2023-B, 5.75% 9/1/2053 ²	800	831
City and County of San Francisco, Special Tax Dist. No. 2020-1 (Mission Rock Facs. and Services), Shoreline Special Tax Bonds, Series 2023-C, 5.75% 9/1/2053 ²	655	680
City and County of San Francisco, Successor Agcy. to the Redev. Agcy., Community Facs. Dist. No. 7 (Hunters Point Shipyard Phase 1 Improvements), Special Tax Rev. Ref. Bonds, Series 2014, 5.00% 8/1/2039	3,885	3,906
City and County of San Francisco, Successor Agcy. to the Redev. Agcy., Community Facs. Dist. No. 7 (Hunters Point Shipyard Phase 1 Improvements), Special Tax Rev. Ref. Bonds, Series 2014, 5.00% 8/1/2044	3,440	3,454
City of San Francisco, Municipal Transportation Agcy., Rev. Green Bonds, Series 2021-C, 4.00% 3/1/2051	5,000	5,004
San Francisco Community College Dist., G.O. Bonds, 2020 Election, Series 2020-A, 4.00% 6/15/2045	1,500	1,513
San Jacinto Unified School Dist., Fncg. Auth., Special Tax Rev. Bonds, Series 2019, 5.00% 9/1/2044	3,600	3,721
San Jacinto Unified School Dist., Fncg. Auth., Special Tax Rev. Bonds, Series 2019, 5.00% 9/1/2049	5,300	5,446
San Mateo Community College Dist., G.O. Bonds, Capital Appreciation Bonds, 2005 Election, Series 2006-B, National insured, 0% 9/1/2031	29,425	23,460
City of San Ramon, Successor Agcy. to the Redev. Agcy., Tax Allocation Rev. Ref. Bonds, Series 2015-A, BAM insured, 5.00% 2/1/2028	400	409
Sanger Unified School Dist., Certs. of Part. (Capital Projects and Refinancing), Series 2022, Assured Guaranty Municipal insured, 5.00% 6/1/2049	4,000	4,100
Sanger Unified School Dist., Certs. of Part. (Capital Projects and Refinancing), Series 2022, Assured Guaranty Municipal insured, 5.00% 6/1/2052	3,205	3,207
Sanger Unified School Dist., Certs. of Part. (Capital Projects and Refinancing), Series 2022, Assured Guaranty Municipal insured, 5.00% 6/1/2052	295	295
Santa Ana Unified School Dist., G.O. Bonds, Capital Appreciation Bonds, 2008 Election, Series 2009-B, Assured Guaranty insured, 0% 8/1/2034	10,000	7,003
Santa Clara Valley Water Dist., Water System Rev. Ref. Bonds, Series 2020-A, 5.00% 6/1/2050	1,750	1,909
City of Santa Clarita, Community Facs. Dist. No. 2016-1 (Vista Canyon), Special Tax Bonds, Series 2020, 4.00% 9/1/2040 ²	3,035	2,884
City of Santa Clarita, Community Facs. Dist. No. 2016-1 (Vista Canyon), Special Tax Bonds, Series 2020, 4.00% 9/1/2045 ²	4,110	3,768
Saugus Union School Dist., Community Facs. Dist. No. 2019-1, Special Tax Bonds, Series 2020, 4.00% 9/1/2045	2,220	2,023
Saugus Union School Dist., Community Facs. Dist. No. 2019-1, Special Tax Bonds, Series 2020, 4.00% 9/1/2049	2,410	2,129
Saugus Union School Dist., Saugus/Hart School Facs. Fin. Auth., Community Facs. Dist. No. 2006-1, Special Tax Rev. Bonds, Series 2016, 5.00% 9/1/2035	1,725	1,774
Saugus Union School Dist., Saugus/Hart School Facs. Fin. Auth., Community Facs. Dist. No. 2006-1, Special Tax Rev. Bonds, Series 2016, 5.00% 9/1/2036	1,780	1,826
Saugus Union School Dist., Saugus/Hart School Facs. Fin. Auth., Community Facs. Dist. No. 2006-1, Special Tax Rev. Bonds, Series 2016, 5.00% 9/1/2041	3,720	3,781

The Tax-Exempt Bond Fund of America (continued)

Bonds, notes & other debt instruments (continued)	Principal amount (000)	Value (000)
California (continued)		
Saugus Union School Dist., Saugus/Hart School Facs. Fin. Auth., Community Facs. Dist. No. 2006-1, Special Tax Rev. Bonds, Series 2016, 5.00% 9/1/2046	USD4,740	\$4,799
School Fin. Auth., Charter School Rev. Bonds (Classical Academies Oceanside Project), Series 2022-A, 5.00% 10/1/2061 ²	305	293
School Fin. Auth., Educational Fac. Rev. Bonds (River Springs Charter School Project), Series 2015-A, 6.375% 7/1/2046 (preref. 7/1/2025) ²	1,960	2,049
City of South San Francisco, Community Facs. Dist. No. 2021-01 (Oyster Point), Special Tax Bonds (Public Facs. and Services), Series 2022, 5.00% 9/1/2052	2,500	2,576
Statewide Communities Dev. Auth., Community Facs. Dist. No. 2021-02 (Citro), Special Tax Bonds, Series 2022, 5.00% 9/1/2052	6,850	6,943
Statewide Communities Dev. Auth., Health Fac. Rev. Bonds (Catholic Healthcare West), Series 2007-F, Assured Guaranty Municipal insured, 0.01% 7/1/2040 ¹	4,775	4,775
Statewide Communities Dev. Auth., Rev. Bonds (Front Porch Communities and Services), Series 2021-A, 3.00% 4/1/2037	1,000	924
Statewide Communities Dev. Auth., Rev. Bonds (Front Porch Communities and Services), Series 2021-A, 3.00% 4/1/2046	5,585	4,528
Statewide Communities Dev. Auth., Rev. Bonds (Front Porch Communities and Services), Series 2021-A, 2.50% 4/1/2051	1,285	874
Statewide Communities Dev. Auth., Rev. Bonds (Front Porch Communities and Services), Series 2021-A, 3.00% 4/1/2051	5,745	4,390
Statewide Communities Dev. Auth., Rev. Bonds (Front Porch Communities and Services), Series 2021-A, 4.00% 4/1/2051	750	701
Statewide Communities Dev. Auth., Rev. Bonds (Huntington Memorial Hospital), Series 2014, 5.00% 7/1/2044 (preref. 7/1/2024)	6,600	6,652
Statewide Communities Dev. Auth., Rev. Bonds (Kaiser Permanente), Series 2004-L, 5.00% 4/1/2038 (put 11/1/2029)	4,000	4,470
Statewide Communities Dev. Auth., Rev. Bonds (Loma Linda University Medical Center), Series 2016-A, 5.00% 12/1/2025 ²	2,500	2,543
Statewide Communities Dev. Auth., Rev. Ref. Bonds (Lancer Educational Student Housing Project), Series 2016-A, 5.00% 6/1/2036 ²	750	754
Statewide Communities Dev. Auth., Rev. Ref. Bonds (Odd Fellows Home of California Project), Series 2023-A, 5.00% 4/1/2038	150	165
Statewide Communities Dev. Auth., Student Housing Rev. Bonds (University of California, Irvine East Campus Apartments, Phase I Ref. and Phase IV-B CHF-Irvine, LLC), Series 2021, BAM insured, 4.00% 5/15/2039	4,055	4,109
Statewide Communities Dev. Auth., Student Housing Rev. Ref. Bonds (CHF-Irvine, LLC - University of California, Irvine East Campus Apartments, Phase I Ref. and Phase IV-B), Series 2021, BAM insured, 3.00% 5/15/2051	1,000	773
Statewide Communities Dev. Auth., Student Housing Rev. Ref. Bonds (CHF-Irvine, LLC - University of California, Irvine East Campus Apartments, Phase I Ref. and Phase IV-B), Series 2021, BAM insured, 3.00% 5/15/2054	1,000	755
City of Stockton, Community Facs. Dist. No. 2018-2 (Westlake Villages II), Special Tax Bonds, Series 2021, 4.00% 9/1/2046	1,235	1,103
City of Stockton, Community Facs. Dist. No. 2018-2 (Westlake Villages II), Special Tax Bonds, Series 2021, 4.00% 9/1/2051	2,045	1,761
Stockton Unified School Dist., G.O. Bonds, 2018 Election, Series 2021-B, Assured Guaranty Municipal insured, 4.00% 8/1/2040	2,210	2,293
Stockton Unified School Dist., G.O. Bonds, 2018 Election, Series 2021-B, Assured Guaranty Municipal insured, 4.00% 8/1/2045	3,755	3,827
City of Suisun, Successor Agcy. to the Redev. Agcy., Tax Allocation Rev. Ref. Bonds, Series 2014-B, BAM insured, 5.00% 10/1/2032	1,245	1,268
Temecula Valley Unified School Dist., Fncg. Auth., Special Tax Rev. Bonds, Series 2015, BAM insured, 5.00% 9/1/2029	1,005	1,026
Temecula Valley Unified School Dist., Fncg. Auth., Special Tax Rev. Bonds, Series 2015, BAM insured, 5.00% 9/1/2030	630	642
Temecula Valley Unified School Dist., Fncg. Auth., Special Tax Rev. Bonds, Series 2015, BAM insured, 5.00% 9/1/2031	1,295	1,320
Temecula Valley Unified School Dist., Fncg. Auth., Special Tax Rev. Bonds, Series 2015, BAM insured, 5.00% 9/1/2032	2,965	3,022
Temecula Valley Unified School Dist., Fncg. Auth., Special Tax Rev. Bonds, Series 2015, BAM insured, 5.00% 9/1/2033	2,135	2,176
Temecula Valley Unified School Dist., Fncg. Auth., Special Tax Rev. Bonds, Series 2015, BAM insured, 5.00% 9/1/2035	500	509
Temescal Valley Water Dist., Community Facs. Dist. No. 4 (Terramor), Improvement Area No. 2, Special Tax Bonds, Series 2021, 4.00% 9/1/2041	1,575	1,492

The Tax-Exempt Bond Fund of America (continued)

Bonds, notes & other debt instruments (continued)	Principal amount (000)	Value (000)
California (continued)		
Temescal Valley Water Dist., Community Facs. Dist. No. 4 (Terramor), Improvement Area No. 2, Special Tax Bonds, Series 2021, 4.00% 9/1/2046	USD500	\$ 451
Temescal Valley Water Dist., Community Facs. Dist. No. 4 (Terramor), Improvement Area No. 2, Special Tax Bonds, Series 2021, 4.00% 9/1/2051	1,305	1,138
City of Thousand Oaks, Community Facs. Dist. No. 1994-1 (Marketplace Public Pedestrian, Traffic Circulation and Parking Facs.), Special Tax Rev. Ref. Bonds, Series 2012, 5.375% 9/1/2031	1,010	1,012
Tobacco Securitization Auth. of Northern California, Tobacco Settlement Asset-Backed Rev. Ref. Senior Bonds (Sacramento County Tobacco Securitization Corp), Series 2021-A-1, 4.00% 6/1/2034	665	690
City of Tracy, Successor Agcy. to the Community Dev. Agcy., Tax Allocation Rev. Ref. Bonds, Series 2016, Assured Guaranty Municipal insured, 3.00% 8/1/2032	2,655	2,617
City of Tracy, Successor Agcy. to the Community Dev. Agcy., Tax Allocation Rev. Ref. Bonds, Series 2016, Assured Guaranty Municipal insured, 3.00% 8/1/2033	1,380	1,348
Transbay Joint Powers Auth., Senior Tax Allocation Green Bonds, Series 2020-A, 5.00% 10/1/2045	1,000	1,033
City of Turlock, Irrigation Dist., Rev. Ref. Bonds, Series 2016, 5.00% 1/1/2041	4,000	4,213
City of Turlock, Irrigation Dist., Rev. Ref. Bonds, Series 2016, 5.00% 1/1/2046	6,755	7,067
City of Tustin, Community Facs. Dist. No. 06-1 (Tustin Legacy / Columbus Villages), Special Tax Rev. Ref. Bonds, Series 2015-A, 5.00% 9/1/2035	1,215	1,248
City of Tustin, Community Facs. Dist. No. 06-1 (Tustin Legacy / Columbus Villages), Special Tax Rev. Ref. Bonds, Series 2015-A, 5.00% 9/1/2037	1,000	1,023
City of Tustin, Community Facs. Dist. No. 06-1 (Tustin Legacy / Columbus Villages), Special Tax Rev. Ref. Bonds, Series 2015-A, 5.00% 9/1/2045	300	304
Tustin Unified School Dist., Community Facs. Dist. No. 97-1, Special Tax Rev. Ref. Bonds, Series 1997-A-1, 5.00% 9/1/2026	1,285	1,320
Tustin Unified School Dist., Community Facs. Dist. No. 97-1, Special Tax Rev. Ref. Bonds, Series 1997-A-1, 5.00% 9/1/2028	1,265	1,301
Tustin Unified School Dist., Community Facs. Dist. No. 97-1, Special Tax Rev. Ref. Bonds, Series 1997-A-1, BAM insured, 5.00% 9/1/2038	2,155	2,210
Twin Rivers Unified School Dist., G.O. Bonds, Capital Appreciation Bonds, 2006 Election, Series 2016, Assured Guaranty Municipal insured, 0% 8/1/2041	5,750	2,684
Regents of the University of California, General Rev. Bonds, Series 2024-BT, 5.00% 5/15/2026	10,000	10,535
Regents of the University of California, General Rev. Bonds, Series 2023-BN, 5.00% 5/15/2043	1,500	1,736
Regents of the University of California, Limited Project Rev. Bonds, Series 2017-M, 5.00% 5/15/2047	8,500	8,960
Regents of the University of California, Medical Center Pooled Rev. Bonds, Series 2016-L, 4.00% 5/15/2037	2,300	2,330
Vacaville Unified School Dist., G.O. Bonds, 2014 Election, Series 2020-D, 4.00% 8/1/2045	1,850	1,856
Vacaville Unified School Dist., Local Facs. Fin. Corp. Certs. of Part., Series 2021, Assured Guaranty Municipal insured, 4.00% 12/1/2040	1,905	1,958
Vacaville Unified School Dist., Local Facs. Fin. Corp. Certs. of Part., Series 2021, Assured Guaranty Municipal insured, 4.00% 12/1/2042	1,575	1,600
Val Verde Unified School Dist., G.O. Bonds, 2020 Election, Series 2023-C, Assured Guaranty Municipal insured, 5.00% 8/1/2041	1,700	1,936
Val Verde Unified School Dist., G.O. Bonds, 2020 Election, Series 2023-C, Assured Guaranty Municipal insured, 5.00% 8/1/2042	1,000	1,133
Val Verde Unified School Dist., G.O. Bonds, 2020 Election, Series 2020-A, BAM insured, 4.00% 8/1/2046	1,650	1,655
Val Verde Unified School Dist., G.O. Bonds, 2020 Election, Series 2021-B, Assured Guaranty Municipal insured, 4.00% 8/1/2046	490	496
Val Verde Unified School Dist., G.O. Bonds, 2020 Election, Series 2023-C, Assured Guaranty Municipal insured, 5.00% 8/1/2051	2,500	2,766
City of Vernon, Electric System Rev. Bonds, Series 2022-A, 5.00% 8/1/2024	700	704
City of Vernon, Electric System Rev. Bonds, Series 2022-A, 5.00% 8/1/2025	500	508
City of Vernon, Electric System Rev. Bonds, Series 2022-A, 5.00% 4/1/2026	1,000	1,026
City of Vernon, Electric System Rev. Bonds, Series 2022-A, 5.00% 8/1/2026	600	618
City of Vernon, Electric System Rev. Bonds, Series 2022-A, 5.00% 10/1/2026	1,650	1,705
City of Vernon, Electric System Rev. Bonds, Series 2022-A, 5.00% 8/1/2027	950	993
City of Vernon, Electric System Rev. Bonds, Series 2022-A, 5.00% 10/1/2027	320	335
City of Vernon, Electric System Rev. Bonds, Series 2022-A, 5.00% 4/1/2028	140	148
City of Vernon, Electric System Rev. Bonds, Series 2022-A, 5.00% 8/1/2038	825	897
Walnut Valley Unified School Dist., G.O. Bonds, Capital Appreciation Bonds, 2007 Election, Series 2011-B, BAM insured, 0% 8/1/2036	5,655	3,494
Washington Unified School Dist., G.O. Bonds, Capital Appreciation Bonds, 2004 Election, Series 2006-B, National insured, 0% 8/1/2031	1,000	779
West Contra Costa Unified School Dist., G.O. Bonds, 2020 Election, Series 2021-A-1, Assured Guaranty Municipal insured, 3.00% 8/1/2046	3,500	2,954

The Tax-Exempt Bond Fund of America (continued)

Bonds, notes & other debt instruments (continued)

	Principal amount (000)	Value (000)
California (continued)		
City of West Sacramento, Successor Agcy. to the Redev. Agcy., Tax Allocation Rev. Ref. Bonds, Series 2016, 5.00% 9/1/2027	USD350	\$ 369
City of West Sacramento, Successor Agcy. to the Redev. Agcy., Tax Allocation Rev. Ref. Bonds, Series 2016, 5.00% 9/1/2028	550	580
City of West Sacramento, Successor Agcy. to the Redev. Agcy., Tax Allocation Rev. Ref. Bonds, Series 2016, 5.00% 9/1/2031	675	712
City of West Sacramento, Successor Agcy. to the Redev. Agcy., Tax Allocation Rev. Ref. Bonds, Series 2016, 4.00% 9/1/2032	1,400	1,432
City of West Sacramento, Successor Agcy. to the Redev. Agcy., Tax Allocation Rev. Ref. Bonds, Series 2016, 4.00% 9/1/2033	1,455	1,485
Western Riverside Water and Wastewater Fncg. Auth., Local Agcy. Rev. Ref. Bonds, Series 2016-A, 5.00% 9/1/2030	1,035	1,090
Western Riverside Water and Wastewater Fncg. Auth., Local Agcy. Rev. Ref. Bonds, Series 2016-A, 5.00% 9/1/2034	1,165	1,224
Western Riverside Water and Wastewater Fncg. Auth., Local Agcy. Rev. Ref. Bonds, Series 2016-A, 5.00% 9/1/2044	1,105	1,150
City of Woodland, Community Facs. Dist. No. 2004-1 (Spring Lake), Special Tax Capital Projects Bonds, Series 2021, 4.00% 9/1/2036	1,635	1,685
City of Woodland, Community Facs. Dist. No. 2004-1 (Spring Lake), Special Tax Capital Projects Bonds, Series 2021, 4.00% 9/1/2041	3,645	3,649
City of Woodland, Community Facs. Dist. No. 2004-1 (Spring Lake), Special Tax Capital Projects Bonds, Series 2021, 4.00% 9/1/2046	2,000	1,948
City of Woodland, Community Facs. Dist. No. 2004-1 (Spring Lake), Special Tax Capital Projects Bonds, Series 2021, 4.00% 9/1/2050	4,815	4,629
City of Woodland, Community Facs. Dist. No. 2004-1 (Spring Lake), Special Tax Rev. Ref. and Capital Projects Bonds, Series 2016, 4.00% 9/1/2041	2,375	2,301
		<u>1,442,126</u>
Colorado 2.05%		
County of Adams, DIATC Metropolitan Dist., Limited Tax G.O. Rev. Ref. and Improvement Bonds, Series 2019, 3.25% 12/1/2029 ²	590	546
County of Adams, DIATC Metropolitan Dist., Limited Tax G.O. Rev. Ref. and Improvement Bonds, Series 2019, 5.00% 12/1/2049 ²	2,000	1,903
County of Arapahoe, Copperleaf Metropolitan Dist. No. 4, Limited Tax G.O. Bonds (Convertible to Unlimited Tax), Series 2020-A, 5.00% 12/1/2039	3,510	3,430
County of Arapahoe, Copperleaf Metropolitan Dist. No. 4, Limited Tax G.O. Bonds (Convertible to Unlimited Tax), Series 2020-A, 5.00% 12/1/2049	1,000	932
City of Arvada, Mountain Shadows Metropolitan Dist., Limited Tax G.O. Rev. Ref. and Improvement Bonds, Series 2016, 5.00% 12/1/2046	1,000	950
City of Arvada, Vauxmont Metropolitan Dist., Limited Tax G.O. and Special Rev. Ref. Bonds (Convertible to Unlimited Tax), Series 2020, Assured Guaranty Municipal insured, 5.00% 12/1/2024	200	203
City of Arvada, Vauxmont Metropolitan Dist., Limited Tax G.O. and Special Rev. Ref. Bonds (Convertible to Unlimited Tax), Series 2019, Assured Guaranty Municipal insured, 5.00% 12/15/2024	135	137
City of Arvada, Vauxmont Metropolitan Dist., Limited Tax G.O. and Special Rev. Ref. Bonds (Convertible to Unlimited Tax), Series 2020, Assured Guaranty Municipal insured, 5.00% 12/1/2025	180	186
City of Arvada, Vauxmont Metropolitan Dist., Limited Tax G.O. and Special Rev. Ref. Bonds (Convertible to Unlimited Tax), Series 2019, Assured Guaranty Municipal insured, 5.00% 12/15/2025	125	130
City of Arvada, Vauxmont Metropolitan Dist., Limited Tax G.O. and Special Rev. Ref. Bonds (Convertible to Unlimited Tax), Series 2020, Assured Guaranty Municipal insured, 5.00% 12/1/2026	195	205
City of Arvada, Vauxmont Metropolitan Dist., Limited Tax G.O. and Special Rev. Ref. Bonds (Convertible to Unlimited Tax), Series 2019, Assured Guaranty Municipal insured, 5.00% 12/15/2026	270	283
City of Arvada, Vauxmont Metropolitan Dist., Limited Tax G.O. and Special Rev. Ref. Bonds (Convertible to Unlimited Tax), Series 2020, Assured Guaranty Municipal insured, 5.00% 12/1/2027	200	214
City of Arvada, Vauxmont Metropolitan Dist., Limited Tax G.O. and Special Rev. Ref. Bonds (Convertible to Unlimited Tax), Series 2019, Assured Guaranty Municipal insured, 5.00% 12/15/2027	125	131
City of Arvada, Vauxmont Metropolitan Dist., Limited Tax G.O. and Special Rev. Ref. Bonds (Convertible to Unlimited Tax), Series 2020, Assured Guaranty Municipal insured, 5.00% 12/1/2028	210	229
City of Arvada, Vauxmont Metropolitan Dist., Limited Tax G.O. and Special Rev. Ref. Bonds (Convertible to Unlimited Tax), Series 2019, Assured Guaranty Municipal insured, 5.00% 12/15/2028	260	272
City of Arvada, Vauxmont Metropolitan Dist., Limited Tax G.O. and Special Rev. Ref. Bonds (Convertible to Unlimited Tax), Series 2020, Assured Guaranty Municipal insured, 5.00% 12/1/2029	210	233

The Tax-Exempt Bond Fund of America (continued)

Bonds, notes & other debt instruments (continued)

	Principal amount (000)	Value (000)
Colorado (continued)		
City of Arvada, Vauxmont Metropolitan Dist., Limited Tax G.O. and Special Rev. Ref. Bonds (Convertible to Unlimited Tax), Series 2019, Assured Guaranty Municipal insured, 5.00% 12/15/2029	USD125	\$ 131
City of Arvada, Vauxmont Metropolitan Dist., Limited Tax G.O. and Special Rev. Ref. Bonds (Convertible to Unlimited Tax), Series 2020, Assured Guaranty Municipal insured, 5.00% 12/1/2030	215	239
City of Arvada, Vauxmont Metropolitan Dist., Limited Tax G.O. and Special Rev. Ref. Bonds (Convertible to Unlimited Tax), Series 2019, Assured Guaranty Municipal insured, 5.00% 12/15/2030	250	261
City of Arvada, Vauxmont Metropolitan Dist., Limited Tax G.O. and Special Rev. Ref. Bonds (Convertible to Unlimited Tax), Series 2020, Assured Guaranty Municipal insured, 5.00% 12/1/2031	230	256
City of Arvada, Vauxmont Metropolitan Dist., Limited Tax G.O. and Special Rev. Ref. Bonds (Convertible to Unlimited Tax), Series 2019, Assured Guaranty Municipal insured, 5.00% 12/15/2031	135	141
City of Arvada, Vauxmont Metropolitan Dist., Limited Tax G.O. and Special Rev. Ref. Bonds (Convertible to Unlimited Tax), Series 2020, Assured Guaranty Municipal insured, 5.00% 12/1/2033	255	283
City of Arvada, Vauxmont Metropolitan Dist., Limited Tax G.O. and Special Rev. Ref. Bonds (Convertible to Unlimited Tax), Series 2020, Assured Guaranty Municipal insured, 5.00% 12/1/2034	285	316
City of Arvada, Vauxmont Metropolitan Dist., Limited Tax G.O. and Special Rev. Ref. Bonds (Convertible to Unlimited Tax), Series 2020, Assured Guaranty Municipal insured, 5.00% 12/1/2035	100	110
City of Arvada, Vauxmont Metropolitan Dist., Limited Tax G.O. and Special Rev. Ref. Bonds (Convertible to Unlimited Tax), Series 2019, Assured Guaranty Municipal insured, 3.25% 12/15/2050	1,800	1,514
City of Aurora, Aurora Crossroads Metropolitan Dist. No. 2, Limited Tax G.O. Bonds, Series 2020-A, 5.00% 12/1/2040	1,480	1,434
City of Aurora, Aurora Crossroads Metropolitan Dist. No. 2, Limited Tax G.O. Bonds, Series 2020-A, 5.00% 12/1/2050	2,610	2,390
City of Aurora, Colorado International Center Metropolitan Dist. No. 3, Limited Tax G.O. Rev. Ref. and Improvement Bonds (Convertible to Unlimited Tax), Series 2016, 5.00% 12/1/2046	6,285	6,053
City of Aurora, Colorado Science and Technology Park Metropolitan Dist. No. 1, Special Rev. Ref. and Improvement Bonds, Series 2018, 4.375% 12/1/2026	2,193	2,169
City of Aurora, Colorado Science and Technology Park Metropolitan Dist. No. 1, Special Rev. Ref. and Improvement Bonds, Series 2018, 5.00% 12/1/2033	2,140	2,147
City of Aurora, Painted Prairie Metropolitan Dist. No. 2, Limited Tax G.O. Bonds, Series 2018, 5.25% 12/1/2048	1,500	1,411
City of Aurora, Southlands Metropolitan Dist. No. 1, G.O. Rev. Ref. Bonds, Series 2017-A-1, 3.50% 12/1/2027	490	471
City of Aurora, Southlands Metropolitan Dist. No. 1, G.O. Rev. Ref. Bonds, Series 2017-A-1, 5.00% 12/1/2037	1,275	1,278
City of Aurora, Southlands Metropolitan Dist. No. 1, G.O. Rev. Ref. Bonds, Series 2017-A-2, 5.00% 12/1/2037	200	200
City of Aurora, Southlands Metropolitan Dist. No. 1, G.O. Rev. Ref. Bonds, Series 2017-A-1, 5.00% 12/1/2047	5,255	5,087
City and County of Broomfield, Baseline Metropolitan Dist. No. 1, Special Rev. Bonds, Series 2021-A, 5.00% 12/1/2051	500	458
City and County of Broomfield, Lambertson Farms Metropolitan Dist. No. 1, Rev. Ref. and Improvement Bonds, Series 2015, 5.50% 12/15/2035	1,500	1,411
City and County of Broomfield, Lambertson Farms Metropolitan Dist. No. 1, Rev. Ref. and Improvement Bonds, Series 2015, 5.75% 12/15/2046	1,800	1,611
City and County of Broomfield, Lambertson Farms Metropolitan Dist. No. 1, Rev. Ref. and Improvement Bonds, Series 2015, 6.00% 12/15/2050	1,650	1,497
City of Centennial, Southglenn Metropolitan Dist., Special Rev. Ref. Bonds, Series 2016, 3.50% 12/1/2026	7,185	6,983
Certs. of Part., Series 2021-A, 4.00% 12/15/2036	1,500	1,589
Certs. of Part., Series 2021-A, 3.00% 12/15/2037	9,065	8,400
Certs. of Part., Series 2021-A, 4.00% 12/15/2038	1,000	1,038
Certs. of Part., Series 2021-A, 4.00% 12/15/2039	1,500	1,552
Certs. of Part., Series 2021-A, 4.00% 12/15/2040	1,500	1,537
City of Colorado Springs, Copper Ridge Metropolitan Dist., Tax Increment and Sales Tax Rev. Bonds, Series 2019, 5.00% 12/1/2039	3,100	2,959
City and County of Denver, Airport System Rev. Bonds, Series 2023-A, 5.00% 11/15/2043	3,500	3,962
City and County of Denver, Dedicated Tax Rev. Bonds, Capital Appreciation Bonds, Series 2018-A-2, 0% 8/1/2033	2,000	1,372
City and County of Denver, Dedicated Tax Rev. Bonds, Capital Appreciation Bonds, Series 2018-A-2, 0% 8/1/2034	2,000	1,312
City and County of Denver, Dept. of Aviation, Airport System Rev. Bonds, Series 2017-B, 5.00% 11/15/2033	3,000	3,251
City and County of Denver, Dept. of Aviation, Airport System Rev. Bonds, Series 2012-B, 4.00% 11/15/2043	1,575	1,575
City and County of Denver, Dept. of Aviation, Airport System Rev. Bonds, Series 2018-A, 5.00% 12/1/2048	8,000	8,466
City and County of Denver, Park Creek Metropolitan Dist., Limited Property Tax Supported Rev. Bonds, Series 2016-A, National insured, 5.00% 12/1/2029	1,510	1,580
City and County of Denver, Park Creek Metropolitan Dist., Limited Property Tax Supported Rev. Bonds, Series 2017-A, 5.00% 12/1/2041	4,750	4,811
City and County of Denver, Park Creek Metropolitan Dist., Limited Property Tax Supported Rev. Ref. Bonds, Series 2015-A, 5.00% 12/1/2026	1,000	1,031

The Tax-Exempt Bond Fund of America (continued)

Bonds, notes & other debt instruments (continued)	Principal amount (000)	Value (000)
Colorado (continued)		
City and County of Denver, Park Creek Metropolitan Dist., Limited Property Tax Supported Rev. Ref. Bonds, Series 2015-A, 5.00% 12/1/2027	USD1,000	\$ 1,031
City and County of Denver, Park Creek Metropolitan Dist., Limited Property Tax Supported Rev. Ref. Bonds, Series 2015-A, 5.00% 12/1/2028	4,485	4,621
City and County of Denver, Park Creek Metropolitan Dist., Limited Property Tax Supported Rev. Ref. Bonds, Series 2015-A, 5.00% 12/1/2029	2,660	2,736
City and County of Denver, Park Creek Metropolitan Dist., Limited Property Tax Supported Rev. Ref. Bonds, Series 2015-A, 5.00% 12/1/2030	1,500	1,541
City and County of Denver, Park Creek Metropolitan Dist., Limited Property Tax Supported Rev. Ref. Bonds, Series 2015-A, 5.00% 12/1/2031	1,140	1,170
City and County of Denver, Park Creek Metropolitan Dist., Limited Property Tax Supported Rev. Ref. Bonds, Series 2015-A, 5.00% 12/1/2032	1,685	1,728
City and County of Denver, Park Creek Metropolitan Dist., Limited Property Tax Supported Rev. Ref. Bonds, Series 2015-A, 5.00% 12/1/2045	3,310	3,342
City and County of Denver, Water Rev. Bonds, Series 2022-A, 5.00% 12/15/2044	3,910	4,399
City and County of Denver, Water Rev. Bonds, Series 2020-A, 5.00% 9/15/2045	5,070	5,550
City and County of Denver, Water Rev. Bonds, Series 2021-A, 2.00% 12/15/2045	1,000	655
City and County of Denver, Water Rev. Bonds, Series 2020-A, 5.00% 9/15/2046	7,520	8,210
City and County of Denver, Water Rev. Bonds, Series 2022-A, 5.00% 12/15/2052	4,465	4,906
City of Denver, Urban Renewal Auth., Stapleton Tax Increment Rev. Bonds, Series 2013-A-1, 5.00% 12/1/2024	1,045	1,046
City of Denver, Urban Renewal Auth., Stapleton Tax Increment Rev. Bonds, Series 2013-A-1, 5.00% 12/1/2025	3,500	3,504
City of Denver, Urban Renewal Auth., Stapleton Tax Increment Rev. Bonds, Series 2018-A, 5.25% 12/1/2039 ²	530	536
E-470 Public Highway Auth., Rev. Bonds, Series 2021-B, (USD-SOFR x 0.67 + 0.35%) 3.907% 9/1/2039 (put 9/1/2024) ¹	2,315	2,310
E-470 Public Highway Auth., Rev. Bonds, Capital Appreciation Bonds, Series 2004-A, National insured, 0% 9/1/2027	3,250	2,908
E-470 Public Highway Auth., Rev. Bonds, Capital Appreciation Bonds, Series 2000-B, National insured, 0% 9/1/2030	14,065	11,454
E-470 Public Highway Auth., Rev. Bonds, Capital Appreciation Bonds, Series 2000-B, National insured, 0% 9/1/2031	1,375	1,081
E-470 Public Highway Auth., Rev. Bonds, Capital Appreciation Bonds, Series 2010-A, Assured Guaranty Municipal insured, 0% 9/1/2035	14,760	10,159
Educational and Cultural Facs. Auth., Charter School Rev. Bonds (Aspen View Academy Project), Series 2021, 4.00% 5/1/2041	65	59
Educational and Cultural Facs. Auth., Charter School Rev. Bonds (Aspen View Academy Project), Series 2021, 4.00% 5/1/2051	200	166
Educational and Cultural Facs. Auth., Charter School Rev. Bonds (Aspen View Academy Project), Series 2021, 4.00% 5/1/2061	255	202
Town of Erie, Erie Commons Metropolitan Dist. No. 2, Limited Tax G.O. Bonds, Series 2019-A, Assured Guaranty Municipal insured, 5.00% 12/1/2025	150	156
Town of Erie, Erie Commons Metropolitan Dist. No. 2, Limited Tax G.O. Bonds, Series 2019-A, Assured Guaranty Municipal insured, 5.00% 12/1/2026	105	111
Town of Erie, Erie Commons Metropolitan Dist. No. 2, Limited Tax G.O. Bonds, Series 2019-A, Assured Guaranty Municipal insured, 5.00% 12/1/2027	110	119
Town of Erie, Erie Commons Metropolitan Dist. No. 2, Limited Tax G.O. Bonds, Series 2019-A, Assured Guaranty Municipal insured, 5.00% 12/1/2029	150	168
Town of Erie, Erie Commons Metropolitan Dist. No. 2, Limited Tax G.O. Bonds, Series 2019-A, Assured Guaranty Municipal insured, 5.00% 12/1/2030	150	168
Town of Erie, Erie Commons Metropolitan Dist. No. 2, Limited Tax G.O. Bonds, Series 2019-A, Assured Guaranty Municipal insured, 5.00% 12/1/2031	155	173
Town of Erie, Erie Commons Metropolitan Dist. No. 2, Limited Tax G.O. Bonds, Series 2019-A, Assured Guaranty Municipal insured, 5.00% 12/1/2032	175	195
Town of Erie, Erie Commons Metropolitan Dist. No. 2, Limited Tax G.O. Bonds, Series 2019-A, Assured Guaranty Municipal insured, 5.00% 12/1/2033	185	205
Town of Erie, Erie Commons Metropolitan Dist. No. 2, Limited Tax G.O. Bonds, Series 2019-A, Assured Guaranty Municipal insured, 5.00% 12/1/2034	200	221
Town of Erie, Erie Commons Metropolitan Dist. No. 2, Limited Tax G.O. Bonds, Series 2019-A, Assured Guaranty Municipal insured, 5.00% 12/1/2035	215	237
Town of Erie, Erie Commons Metropolitan Dist. No. 2, Limited Tax G.O. Bonds, Series 2019-A, Assured Guaranty Municipal insured, 4.00% 12/1/2039	1,750	1,754
City of Greenwood Village, Fiddler's Business Improvement Dist., G.O. Rev. Ref. Bonds, Series 2022, 5.00% 12/1/2032 ²	395	407

The Tax-Exempt Bond Fund of America (continued)

Bonds, notes & other debt instruments (continued)	Principal amount (000)	Value (000)
Colorado (continued)		
City of Greenwood Village, Fiddler's Business Improvement Dist., G.O. Rev. Ref. Bonds, Series 2022, 5.55% 12/1/2047 ²	USD1,495	\$ 1,524
Health Facs. Auth., Health Care Facs. Rev. Bonds (American Baptist Homes of the Midwest Obligated Group), Series 2013, 8.00% 8/1/2043	6,300	6,263
Health Facs. Auth., Health Facs. Rev. and Rev. Ref. Bonds (Evangelical Lutheran Good Samaritan Society Project), Series 2017, 5.00% 6/1/2032 (preref. 6/1/2027)	3,460	3,699
Health Facs. Auth., Health Facs. Rev. and Rev. Ref. Bonds (Evangelical Lutheran Good Samaritan Society Project), Series 2017, 5.00% 6/1/2033 (preref. 6/1/2027)	6,910	7,387
Health Facs. Auth., Health Facs. Rev. and Rev. Ref. Bonds (Evangelical Lutheran Good Samaritan Society Project), Series 2017, 5.00% 6/1/2037 (preref. 6/1/2027)	2,020	2,159
Health Facs. Auth., Health Facs. Rev. and Rev. Ref. Bonds (Evangelical Lutheran Good Samaritan Society Project), Series 2015-A, 5.00% 6/1/2045 (preref. 6/1/2025)	2,500	2,558
Health Facs. Auth., Hospital Rev. Bonds (AdventHealth Obligated Group), Series 2021-A, 4.00% 11/15/2046	1,500	1,474
Health Facs. Auth., Hospital Rev. Bonds (AdventHealth Obligated Group), Series 2019-B, 5.00% 11/15/2049 (put 11/19/2026)	2,270	2,386
Health Facs. Auth., Hospital Rev. Bonds (AdventHealth Obligated Group), Series 2021-A, 3.00% 11/15/2051	6,500	4,936
Health Facs. Auth., Hospital Rev. Bonds (Adventist Health System/Sunbelt Obligated Group), Series 2016-C, 5.00% 11/15/2036 (put 11/15/2026)	5,700	5,989
Health Facs. Auth., Hospital Rev. Bonds (Adventist Health System/Sunbelt Obligated Group), Series 2016-A, 5.00% 11/15/2041	2,130	2,175
Health Facs. Auth., Hospital Rev. Bonds (Parkview Medical Center, Inc. Project), Series 2020-A, 4.00% 9/1/2045	1,000	980
Health Facs. Auth., Hospital Rev. Bonds (Parkview Medical Center, Inc. Project), Series 2020-A, 4.00% 9/1/2050	2,310	2,200
Health Facs. Auth., Rev. Bonds (Christian Living Neighborhoods Project), Series 2019-A-1, 4.00% 8/1/2044	1,000	961
Health Facs. Auth., Rev. Bonds (CommonSpirit Health), Series 2019-A-2, 3.25% 8/1/2049	1,995	1,491
Health Facs. Auth., Rev. Bonds (CommonSpirit Health), Series 2019-A-2, 4.00% 8/1/2049	2,000	1,887
Health Facs. Auth., Rev. Bonds (Covenant Living Communities and Services), Series 2020-A, 4.00% 12/1/2040	1,500	1,409
Health Facs. Auth., Rev. Bonds (Covenant Living Communities and Services), Series 2020-A, 4.00% 12/1/2050	5,250	4,525
Health Facs. Auth., Rev. Bonds (Covenant Retirement Communities, Inc.), Series 2018, 5.00% 12/1/2048	11,485	11,537
Health Facs. Auth., Rev. Bonds (Intermountain Healthcare), Series 2022-A, 4.00% 5/15/2052	10,735	10,465
Health Facs. Auth., Rev. Bonds (Intermountain Healthcare), Series 2022-D, 5.10% 5/15/2061 (put 8/17/2026) ¹	3,500	3,474
Health Facs. Auth., Rev. Bonds (Senior Residences Project), Series 2012, 7.00% 6/1/2042 ⁴	2,500	1,125
Health Facs. Auth., Rev. Bonds (Senior Residences Project), Series 2012, 7.125% 6/1/2047 ⁴	2,665	1,199
Health Facs. Auth., Rev. Ref. Bonds (Christian Living Neighborhoods Project), Series 2016, 5.00% 1/1/2025	565	568
Health Facs. Auth., Rev. Ref. Bonds (Christian Living Neighborhoods Project), Series 2016, 5.00% 1/1/2026	750	757
Health Facs. Auth., Rev. Ref. Bonds (Covenant Retirement Communities, Inc.), Series 2015-A, 5.00% 12/1/2028	1,065	1,077
Health Facs. Auth., Rev. Ref. Bonds (Covenant Retirement Communities, Inc.), Series 2015-A, 5.00% 12/1/2029	805	814
Health Facs. Auth., Rev. Ref. Bonds (Covenant Retirement Communities, Inc.), Series 2015-A, 5.00% 12/1/2035	1,790	1,802
Health Facs. Auth., Rev. Ref. Bonds (Covenant Retirement Communities, Inc.), Series 2018-A, 5.00% 12/1/2043	1,000	1,013
Health Facs. Auth., Rev. Ref. Bonds (Sisters of Charity of Leavenworth Health System), Series 2019-A, 5.00% 1/1/2032	4,000	4,496
Health Facs. Auth., Rev. Ref. Bonds (Sisters of Charity of Leavenworth Health System), Series 2019-A, 4.00% 1/1/2036	5,750	5,962
Health Facs. Auth., Rev. Ref. Bonds (Sisters of Charity of Leavenworth Health System), Series 2019-A, 4.00% 1/1/2037	4,000	4,128
Health Facs. Auth., Rev. Ref. Bonds (Sisters of Charity of Leavenworth Health System), Series 2019-A, 4.00% 1/1/2038	5,800	5,953
Health Facs. Auth., Rev. Ref. Bonds (Sisters of Charity of Leavenworth Health System), Series 2019-B, 4.00% 1/1/2040	7,785	7,868
Housing and Fin. Auth., Multi Family Housing Rev. Bonds (Wildhorse Ridge Apartments Project), Series 2022, 2.00% 2/1/2026 (put 2/1/2025)	7,150	7,004
Housing and Fin. Auth., Multi Family Housing Rev. Bonds (Wintergreen Ridge Apartments Project), Series 2023, 4.00% 5/1/2041 (put 5/1/2025)	1,745	1,751
Housing and Fin. Auth., Single Family Mortgage Bonds, Series 2017-C, Class I, 4.00% 5/1/2048	1,500	1,495
Housing and Fin. Auth., Single Family Mortgage Bonds, Series 2018-B-1, Class I, 4.00% 11/1/2048	5,460	5,444
Housing and Fin. Auth., Single Family Mortgage Bonds, Series 2018-C, Class I, 4.25% 11/1/2048	1,075	1,077
Housing and Fin. Auth., Single Family Mortgage Bonds, Series 2019-C, Class I, 4.25% 5/1/2049	6,485	6,498
Housing and Fin. Auth., Single Family Mortgage Bonds, Series 2019-E, Class I, 4.25% 5/1/2049	5,700	5,715
Housing and Fin. Auth., Single Family Mortgage Bonds, Series 2019-F, Class I, 4.25% 11/1/2049	1,005	1,008
Housing and Fin. Auth., Single Family Mortgage Bonds, Series 2019-H, Class III, 4.25% 11/1/2049	4,215	4,233
Housing and Fin. Auth., Single Family Mortgage Bonds, Series 2020-H, Class I, 3.00% 5/1/2050	6,160	6,000
Housing and Fin. Auth., Single Family Mortgage Bonds, Series 2020-B, Class I, 3.75% 5/1/2050	10,455	10,360
Housing and Fin. Auth., Single Family Mortgage Bonds, Series 2019-K, Class I, 3.875% 5/1/2050	7,220	7,175
Housing and Fin. Auth., Single Family Mortgage Bonds, Series 2021-E, Class I, 3.00% 11/1/2051	1,150	1,114

The Tax-Exempt Bond Fund of America (continued)

Bonds, notes & other debt instruments (continued)

	Principal amount (000)	Value (000)
Colorado (continued)		
Housing and Fin. Auth., Single Family Mortgage Bonds, Series 2021-H, Class I, 3.00% 11/1/2051	USD2,915	\$ 2,813
Housing and Fin. Auth., Single Family Mortgage Bonds, Series 2021-L, Class I, 3.25% 11/1/2051	11,220	10,917
Housing and Fin. Auth., Single Family Mortgage Bonds, Series 2022-B, Class I, 3.25% 5/1/2052	1,815	1,766
Housing and Fin. Auth., Single Family Mortgage Bonds, Series 2022-E, Class I, 5.25% 11/1/2052	6,220	6,435
Housing and Fin. Auth., Single Family Mortgage Bonds, Series 2023-D, Class III, 5.75% 5/1/2053	11,800	12,607
Housing and Fin. Auth., Single Family Mortgage Bonds, Series 2023-I, Class III, 6.00% 5/1/2053	11,975	13,146
Housing and Fin. Auth., Single Family Mortgage Bonds, Series 2023-L, Class III, 5.75% 11/1/2053	12,700	13,609
Housing and Fin. Auth., Single Family Mortgage Bonds, Series 2023-O, Class III, 6.50% 5/1/2054	13,395	14,970
Town of Johnstown, Thompson Crossing Metropolitan Dist. No. 4, Limited Tax G.O. Rev. Ref. and Improvement Bonds (Convertible to Unlimited Tax), Series 2019, 3.50% 12/1/2029	1,550	1,463
Town of Johnstown, Thompson Crossing Metropolitan Dist. No. 4, Limited Tax G.O. Rev. Ref. and Improvement Bonds (Convertible to Unlimited Tax), Series 2019, 5.00% 12/1/2049	4,625	4,243
Public Auth. for Colorado Energy, Natural Gas Purchase Rev. Bonds, Series 2008, 6.25% 11/15/2028	4,000	4,255
Public Auth. for Colorado Energy, Natural Gas Purchase Rev. Bonds, Series 2008, 6.50% 11/15/2038	14,700	18,523
Regional Transportation Dist., Private Activity Bonds (Denver Transit Partners Eagle P3 Project), Series 2020-A, 4.00% 1/15/2033	500	524
Regional Transportation Dist., Private Activity Bonds (Denver Transit Partners Eagle P3 Project), Series 2020-A, 4.00% 7/15/2033	1,570	1,670
Regional Transportation Dist., Private Activity Bonds (Denver Transit Partners Eagle P3 Project), Series 2020-A, 4.00% 7/15/2036	700	724
Town of Snowmass Village, Base Village Metropolitan Dist. No. 2, Limited Tax G.O. Rev. Ref. Bonds, Series 2016-A, 5.75% 12/1/2046	1,575	1,576
Town of Superior, STC Metropolitan Dist. No. 2, Limited Tax G.O. and Special Rev. Ref. and Improvement Bonds, Series 2019-A, 3.00% 12/1/2025	560	532
Town of Superior, STC Metropolitan Dist. No. 2, Limited Tax G.O. and Special Rev. Ref. and Improvement Bonds, Series 2019-A, 4.00% 12/1/2029	6,565	6,158
Town of Superior, STC Metropolitan Dist. No. 2, Limited Tax G.O. and Special Rev. Ref. and Improvement Bonds, Series 2019-A, 5.00% 12/1/2038	2,000	1,907
Town of Superior, STC Metropolitan Dist. No. 2, Limited Tax G.O. and Special Rev. Ref. and Improvement Bonds, Series 2019-A, 5.00% 12/1/2049	6,500	6,030
Trails at Crowfoot Metropolitan Dist. No. 3, Limited Tax G.O. Bonds, Series 2019-A, 5.00% 12/1/2049	7,020	6,595
Villages at Johnstown Metropolitan Dist. No. 3, Limited Tax G.O. Bonds, Series 2020-A, 5.00% 12/1/2050	2,040	1,824
Weld County School Dist. No. 6, G.O. Bonds, Series 2021, 4.00% 12/1/2045	2,705	2,701
Weld County School Dist. No. RE-4, G.O. Bonds, Series 2023, 5.00% 12/1/2042	2,145	2,403
Town of Windsor, Great Western Metropolitan Dist. No. 5, Limited Tax G.O. Rev. Ref. Bonds, Series 2020, 4.75% 12/1/2050	4,595	4,102
		<u>486,106</u>
Connecticut 0.85%		
G.O. Bonds, Series 2022-B, 4.00% 1/15/2038	2,990	3,129
Health and Educational Facs. Auth., Rev. Bonds (Connecticut Children's Medical Center Issue), Series 2023-E, 5.00% 7/15/2039	1,060	1,155
Health and Educational Facs. Auth., Rev. Bonds (Connecticut Children's Medical Center Issue), Series 2023-E, 5.00% 7/15/2040	1,300	1,405
Health and Educational Facs. Auth., Rev. Bonds (Connecticut Children's Medical Center Issue), Series 2023-E, 4.00% 7/15/2042	800	794
Health and Educational Facs. Auth., Rev. Bonds (Connecticut Children's Medical Center Issue), Series 2023-E, 4.00% 7/15/2043	500	492
Health and Educational Facs. Auth., Rev. Bonds (Connecticut Children's Medical Center Issue), Series 2023-E, 4.25% 7/15/2053	4,250	4,155
Health and Educational Facs. Auth., Rev. Bonds (Covenant Home, Inc.), Series 2018-B, 5.00% 12/1/2027	125	129
Health and Educational Facs. Auth., Rev. Bonds (Covenant Home, Inc.), Series 2018-B, 5.00% 12/1/2029	530	551
Health and Educational Facs. Auth., Rev. Bonds (Covenant Home, Inc.), Series 2018-B, 5.00% 12/1/2031	785	813
Health and Educational Facs. Auth., Rev. Bonds (Covenant Home, Inc.), Series 2018-B, 5.00% 12/1/2037	3,210	3,267
Health and Educational Facs. Auth., Rev. Bonds (Fairfield University Issue), Series 2022-U, 4.00% 7/1/2052	8,000	7,692
Health and Educational Facs. Auth., Rev. Bonds (Fairfield University Issue), Series 2020-T, 4.00% 7/1/2055	3,430	3,284
Health and Educational Facs. Auth., Rev. Bonds (Griffin Hospital Issue), Series 2020-G-1, 5.00% 7/1/2050 ²	735	673
Health and Educational Facs. Auth., Rev. Bonds (Quinnipiac University Issue), Series 2016-M, 5.00% 7/1/2025	1,460	1,499
Health and Educational Facs. Auth., Rev. Bonds (Quinnipiac University Issue), Series 2016-M, 5.00% 7/1/2030	2,265	2,351
Health and Educational Facs. Auth., Rev. Bonds (Quinnipiac University Issue), Series 2016-M, 5.00% 7/1/2031	3,000	3,111

The Tax-Exempt Bond Fund of America (continued)

Bonds, notes & other debt instruments (continued)	Principal amount (000)	Value (000)
Connecticut (continued)		
Health and Educational Facs. Auth., Rev. Bonds (Quinnipiac University Issue), Series 2016-M, 5.00% 7/1/2035	USD2,895	\$ 2,994
Health and Educational Facs. Auth., Rev. Bonds (Quinnipiac University Issue), Series 2016-M, 5.00% 7/1/2036	2,990	3,084
Health and Educational Facs. Auth., Rev. Bonds (Sacred Heart University Issue), Series 2020-K, 4.00% 7/1/2045	3,750	3,728
Health and Educational Facs. Auth., Rev. Bonds (Sacred Heart University Issue), Series 2022-L, 5.00% 7/1/2052	25,475	26,843
Health and Educational Facs. Auth., Rev. Bonds (Stamford Hospital Issue), Series 2022-M, 4.00% 7/1/2035	2,545	2,572
Health and Educational Facs. Auth., Rev. Bonds (Stamford Hospital Issue), Series 2022-M, 4.00% 7/1/2036	5,880	5,931
Health and Educational Facs. Auth., Rev. Bonds (Stamford Hospital Issue), Series 2022-M, 4.00% 7/1/2039	3,045	3,007
Health and Educational Facs. Auth., Rev. Bonds (Stamford Hospital Issue), Series 2022-M, 4.00% 7/1/2040	3,085	3,021
Health and Educational Facs. Auth., Rev. Bonds (Stamford Hospital Issue), Series 2022-M, 4.00% 7/1/2042	1,995	1,919
Health and Educational Facs. Auth., Rev. Bonds (Yale University Issue), Series 2010-A-3, 0.25% 7/1/2049 (put 2/9/2024)	1,915	1,913
Housing Fin. Auth., Housing Mortgage Fin. Program Bonds, Series 2017-D-1, 3.20% 11/15/2032	1,565	1,544
Housing Fin. Auth., Housing Mortgage Fin. Program Bonds, Series 2017-C-1, 3.40% 11/15/2032	470	459
Housing Fin. Auth., Housing Mortgage Fin. Program Bonds, Series 2018-A-1, 3.50% 5/15/2033	405	400
Housing Fin. Auth., Housing Mortgage Fin. Program Bonds, Series 2020-A-1, 2.30% 11/15/2035	1,000	839
Housing Fin. Auth., Housing Mortgage Fin. Program Bonds, Series 2016-E-1, 3.00% 11/15/2036	4,850	4,430
Housing Fin. Auth., Housing Mortgage Fin. Program Bonds, Series 2017-C-1, 3.65% 11/15/2037	4,175	4,029
Housing Fin. Auth., Housing Mortgage Fin. Program Bonds, Series 2018-E-1, 4.25% 5/15/2042	2,330	2,334
Housing Fin. Auth., Housing Mortgage Fin. Program Bonds, Series 2019-F-1, 3.50% 11/15/2043	4,125	4,065
Housing Fin. Auth., Housing Mortgage Fin. Program Bonds, Series 2020-C-1, 3.25% 5/15/2044	13,285	12,957
Housing Fin. Auth., Housing Mortgage Fin. Program Bonds, Series 2016-A-1, 4.00% 11/15/2045	695	694
Housing Fin. Auth., Housing Mortgage Fin. Program Bonds, Series 2018-C-1, 4.00% 11/15/2045	5,780	5,766
Housing Fin. Auth., Housing Mortgage Fin. Program Bonds, Series 2019-A-1, 4.00% 11/15/2045	1,435	1,431
Housing Fin. Auth., Housing Mortgage Fin. Program Bonds, Series 2016-E-1, 3.50% 11/15/2046	2,150	2,134
Housing Fin. Auth., Housing Mortgage Fin. Program Bonds, Series 2017-F-1, 4.00% 5/15/2047	2,530	2,523
Housing Fin. Auth., Housing Mortgage Fin. Program Bonds, Series 2017-A-1, 4.00% 11/15/2047	720	718
Housing Fin. Auth., Housing Mortgage Fin. Program Bonds, Series 2017-C-1, 4.00% 11/15/2047	1,060	1,057
Housing Fin. Auth., Housing Mortgage Fin. Program Bonds, Series 2017-D-1, 4.00% 11/15/2047	1,445	1,440
Housing Fin. Auth., Housing Mortgage Fin. Program Bonds, Series 2019-B-1, 4.00% 5/15/2049	2,585	2,576
Housing Fin. Auth., Housing Mortgage Fin. Program Bonds, Series 2021-B-1, 3.00% 11/15/2049	2,245	2,171
Housing Fin. Auth., Housing Mortgage Fin. Program Bonds, Series 2019-D-1, 4.00% 11/15/2049	7,885	7,857
Housing Fin. Auth., Housing Mortgage Fin. Program Bonds, Series 2021-B-5, 0.45% 11/15/2051 (put 5/15/2024)	3,300	3,263
Housing Fin. Auth., Housing Mortgage Fin. Program Bonds, Series 2016-C-2, 3.375% 11/15/2051	1,340	1,154
Housing Fin. Auth., Housing Mortgage Fin. Program Bonds, Series 2022-A-1, 3.50% 11/15/2051	635	621
Housing Fin. Auth., Housing Mortgage Fin. Program Bonds, Series 2023-A, 5.25% 11/15/2053	12,795	13,580
Housing Fin. Auth., Housing Mortgage Fin. Program Bonds, Series 2019-E-1, 3.25% 11/15/2054	2,120	1,572
Housing Fin. Auth., Housing Mortgage Fin. Program Rev. Ref. Bonds, Series 2015-A, 3.50% 11/15/2044	105	105
Mohegan Tribe of Indians, Gaming Auth., Priority Distribution Payment Rev. Ref. Bonds, Series 2015-C, 6.25% 2/1/2030 ²	5,500	5,618
Mohegan Tribe of Indians, Gaming Auth., Priority Distribution Payment Rev. Ref. Bonds, Series 2015-A, 6.75% 2/1/2045 ²	3,030	3,031
Mohegan Tribe of Indians, Gaming Auth., Priority Distribution Payment Rev. Ref. Bonds, Series 2015, 7.00% 2/1/2045 ²	1,705	1,706
Special Tax Obligation Bonds (Transportation Infrastructure Purposes), Series 2021-A, 5.00% 5/1/2035	500	578
Special Tax Obligation Bonds (Transportation Infrastructure Purposes), Series 2020-A, 5.00% 5/1/2040	2,000	2,208
City of Stamford, Harbor Point Infrastructure Improvement Dist., Special Obligation Rev. Ref. Bonds (Harbor Point Project), Series 2017, 5.00% 4/1/2030 ²	8,355	8,556
City of Stamford, Harbor Point Infrastructure Improvement Dist., Special Obligation Rev. Ref. Bonds (Harbor Point Project), Series 2017, 5.00% 4/1/2039 ²	10,250	10,380
		<u>201,308</u>
Delaware 0.11%		
Econ. Dev. Auth., Charter School Rev. Bonds (First State Montessori Academy, Inc. Project), Series 2019-A, 4.00% 8/1/2029	400	397
Econ. Dev. Auth., Charter School Rev. Bonds (First State Montessori Academy, Inc. Project), Series 2019-A, 5.00% 8/1/2039	720	732
Econ. Dev. Auth., Charter School Rev. Bonds (First State Montessori Academy, Inc. Project), Series 2019-A, 5.00% 8/1/2049	1,800	1,786
Econ. Dev. Auth., Charter School Rev. Bonds (First State Montessori Academy, Inc. Project), Series 2019-A, 5.00% 8/1/2054	835	818
Econ. Dev. Auth., Exempt Fac. Rev. Ref. Bonds (NRG Energy Project), Series 2020-A, 1.25% 10/1/2045 (put 10/1/2025)	760	713

The Tax-Exempt Bond Fund of America (continued)

Bonds, notes & other debt instruments (continued)

	Principal amount (000)	Value (000)
Delaware (continued)		
River and Bay Auth., Rev. Bonds, Series 2019, 4.00% 1/1/2039	USD4,205	\$ 4,265
River and Bay Auth., Rev. Bonds, Series 2019, 4.00% 1/1/2044	5,000	4,999
Transportation Auth., Rev. Bonds (U.S. 301 Project), Series 2015, 5.00% 6/1/2055	12,755	12,920
		<u>26,630</u>
District of Columbia 1.45%		
G.O. Bonds, Series 2017-D, 5.00% 6/1/2035	5,000	5,339
G.O. Bonds, Series 2017-D, 5.00% 6/1/2036	7,250	7,721
G.O. Bonds, Series 2016-D, 5.00% 6/1/2041	3,000	3,110
G.O. Bonds, Series 2023-A, 5.00% 1/1/2042	1,000	1,141
G.O. Bonds, Series 2017-D, 5.00% 6/1/2042	2,645	2,777
G.O. Bonds, Series 2023-A, 5.00% 1/1/2043	13,355	15,164
G.O. Bonds, Series 2019-A, 5.00% 10/15/2044	2,500	2,689
G.O. Rev. Ref. Bonds, Series 2016-E, 5.00% 6/1/2025	1,000	1,027
G.O. Rev. Ref. Bonds, Series 2018-A, 5.00% 6/1/2032	7,775	8,566
G.O. Rev. Ref. Bonds, Series 2018-A, 5.00% 6/1/2033	5,110	5,624
G.O. Rev. Ref. Bonds, Series 2018-A, 5.00% 6/1/2035	3,655	4,003
G.O. Rev. Ref. Bonds, Series 2017-A, 5.00% 6/1/2036	5,510	5,868
G.O. Rev. Ref. Bonds, Series 2017-A, 5.00% 6/1/2037	2,500	2,652
Hospital Rev. Ref. Bonds (Children's Hospital Obligated Group Issue), Series 2015, 5.00% 7/15/2044	2,855	2,899
Housing Fin. Agcy., Collateralized Multi Family Housing Rev. Bonds (Kenilworth 166 Apartments Project), Series 2021, 1.25% 6/1/2025 (put 12/1/2024)	9,505	9,290
Housing Fin. Agcy., Multi Family Dev. Program Bonds, Series 2021-B-1, 2.55% 3/1/2042	970	747
Income Tax Secured Rev. Bonds, Series 2020-C, 5.00% 5/1/2045	2,000	2,170
Income Tax Secured Rev. Ref. Bonds, Series 2024-A, 5.00% 10/1/2034	13,750	16,804
Income Tax Secured Rev. Ref. Bonds, Series 2024-A, 5.00% 10/1/2035	7,300	8,833
Income Tax Secured Rev. Ref. Bonds, Series 2024-A, 5.00% 10/1/2036	2,000	2,402
Income Tax Secured Rev. Ref. Bonds, Series 2024-A, 5.00% 10/1/2037	3,530	4,190
Income Tax Secured Rev. Ref. Bonds, Series 2023-A, 5.00% 5/1/2043	4,000	4,544
Income Tax Secured Rev. Ref. Bonds, Series 2023-A, 5.25% 5/1/2048	6,000	6,797
Metropolitan Area Transit Auth., Dedicated Rev. Green Bonds, Series 2021-A, 3.00% 7/15/2036	4,705	4,464
Metropolitan Area Transit Auth., Dedicated Rev. Green Bonds, Series 2021-A, 3.00% 7/15/2040	12,340	10,884
Metropolitan Area Transit Auth., Dedicated Rev. Green Bonds, Series 2021-A, 4.00% 7/15/2043	3,650	3,665
Metropolitan Washington DC Airports Auth., Airport System Rev. Ref. Bonds, Series 2020-B, 5.00% 10/1/2031	1,415	1,630
Metropolitan Washington DC Airports Auth., Airport System Rev. Ref. Bonds, Series 2020-B, 5.00% 10/1/2033	2,100	2,416
Metropolitan Washington DC Airports Auth., Airport System Rev. Ref. Bonds, Series 2020-B, 5.00% 10/1/2034	2,005	2,299
Metropolitan Washington DC Airports Auth., Airport System Rev. Ref. Bonds, Series 2020-B, 4.00% 10/1/2035	1,720	1,818
Metropolitan Washington DC Airports Auth., Airport System Rev. Ref. Bonds, Series 2020-B, 4.00% 10/1/2036	2,380	2,500
Metropolitan Washington DC Airports Auth., Airport System Rev. Ref. Bonds, Series 2020-B, 4.00% 10/1/2039	2,020	2,071
Metropolitan Washington DC Airports Auth., Dulles Toll Road Rev. and Rev. Ref. Bonds (Dulles Metrorail and Capital Improvement Projects), Series 2019-B, 4.00% 10/1/2049	3,155	2,946
Metropolitan Washington DC Airports Auth., Dulles Toll Road Rev. Bonds (Dulles Metrorail and Capital Improvement Projects), Capital Appreciation Bonds, Series 2010-A, Assured Guaranty Municipal insured, 0% 10/1/2037	41,230	22,716
Metropolitan Washington DC Airports Auth., Dulles Toll Road Rev. Bonds (Dulles Metrorail and Capital Improvement Projects), Capital Appreciation Bonds, Series 2010-A, 0% 10/1/2037	2,000	1,075
Metropolitan Washington DC Airports Auth., Dulles Toll Road Rev. Bonds, Capital Appreciation Bonds, Series 2009-B, Assured Guaranty insured, 0% 10/1/2031	5,100	3,943
Metropolitan Washington DC Airports Auth., Dulles Toll Road Rev. Bonds, Capital Appreciation Bonds, Series 2009-B, Assured Guaranty insured, 0% 10/1/2033	6,565	4,695
Metropolitan Washington DC Airports Auth., Dulles Toll Road Rev. Bonds, Capital Appreciation Bonds, Series 2009-B, Assured Guaranty insured, 0% 10/1/2036	5,880	3,651
Metropolitan Washington DC Airports Auth., Dulles Toll Road Rev. Bonds, Capital Appreciation Bonds, Series 2009-B, Assured Guaranty Municipal insured, 0% 10/1/2038	27,130	15,025
Metropolitan Washington DC Airports Auth., Dulles Toll Road Rev. Bonds, Capital Appreciation Bonds, Series 2009-B, Assured Guaranty Municipal insured, 0% 10/1/2040	23,255	11,490
Metropolitan Washington DC Airports Auth., Dulles Toll Road Rev. Ref. Bonds (Dulles Metrorail and Capital Improvement Projects), Series 2019-A, 5.00% 10/1/2032	1,800	1,958
Metropolitan Washington DC Airports Auth., Dulles Toll Road Rev. Ref. Bonds (Dulles Metrorail and Capital Improvement Projects), Series 2019-B, Assured Guaranty Municipal insured, 4.00% 10/1/2053	34,470	33,023

The Tax-Exempt Bond Fund of America (continued)

Bonds, notes & other debt instruments (continued)

	Principal amount (000)	Value (000)
District of Columbia (continued)		
Rev. Bonds (Friendship Public Charter School, Inc. Issue), Series 2016-A, 5.00% 6/1/2036	USD2,775	\$ 2,809
Rev. Bonds (Friendship Public Charter School, Inc. Issue), Series 2016-A, 5.00% 6/1/2041	1,305	1,307
Rev. Bonds (Friendship Public Charter School, Inc. Issue), Series 2016-A, 5.00% 6/1/2046	1,755	1,725
Rev. Bonds (KIPP DC Issue), Series 2019, 5.00% 7/1/2024	100	100
Rev. Ref. Bonds (KIPP DC Issue), Series 2017-B, 5.00% 7/1/2048	4,385	4,434
Washington Convention and Sports Auth., Dedicated Tax Rev. Ref. Bonds, Series 2018-A, 5.00% 10/1/2026	5,000	5,286
Washington Convention and Sports Auth., Dedicated Tax Rev. Ref. Bonds, Series 2018-A, 5.00% 10/1/2028	1,650	1,779
Water and Sewer Auth., Public Utility Rev. Bonds, Series 1998, Assured Guaranty Municipal insured, 5.50% 10/1/2028	3,925	4,217
Water and Sewer Auth., Public Utility Rev. Bonds, Series 2017-B, 5.00% 10/1/2030	3,750	4,006
Water and Sewer Auth., Public Utility Rev. Bonds, Series 2017-B, 5.00% 10/1/2031	3,750	4,003
Water and Sewer Auth., Public Utility Rev. Bonds, Series 2018-B, 5.00% 10/1/2033	1,040	1,140
Water and Sewer Auth., Public Utility Rev. Bonds, Series 2016-A, 5.00% 10/1/2037	11,920	12,326
Water and Sewer Auth., Public Utility Rev. Bonds, Series 2016-A, 5.00% 10/1/2039	7,630	7,856
Water and Sewer Auth., Public Utility Rev. Green Bonds, Series 2022-C-1, 4.00% 10/1/2047	5,000	5,037
Water and Sewer Auth., Public Utility Rev. Green Bonds, Series 2018-A, 5.00% 10/1/2049	12,400	13,019
Water and Sewer Auth., Public Utility Rev. Green Bonds, Series 2017-A, 5.00% 10/1/2052	16,000	16,533
		<u>342,203</u>
Florida 4.42%		
County of Alachua, Health Facs. Auth., Continuing Care Retirement Community Rev. Bonds (Oak Hammock at the University of Florida, Inc. Project), Series 2022, 4.00% 10/1/2040	1,475	1,285
County of Alachua, Health Facs. Auth., Health Facs. Rev. Ref. Bonds, Series 2019-B-1, 5.00% 12/1/2037 (put 12/1/2026)	2,000	2,070
County of Alachua, Health Facs. Auth., Health Facs. Rev. Ref. Bonds (Shands HealthCare Project), Series 2014-A, 5.00% 12/1/2036	1,285	1,297
City of Atlantic Beach, Health Care Facs. Rev. Bonds (Fleet Landing Project), Series 2018-A, 5.00% 11/15/2024	160	160
City of Atlantic Beach, Health Care Facs. Rev. Bonds (Fleet Landing Project), Series 2018-A, 5.00% 11/15/2028	1,480	1,527
City of Atlantic Beach, Health Care Facs. Rev. Bonds (Fleet Landing Project), Series 2018-A, 5.00% 11/15/2029	420	434
City of Atlantic Beach, Health Care Facs. Rev. Bonds (Fleet Landing Project), Series 2018-A, 5.00% 11/15/2030	435	449
City of Atlantic Beach, Health Care Facs. Rev. Bonds (Fleet Landing Project), Series 2018-A, 5.00% 11/15/2031	460	474
City of Atlantic Beach, Health Care Facs. Rev. Bonds (Fleet Landing Project), Series 2018-A, 5.00% 11/15/2032	480	495
City of Atlantic Beach, Health Care Facs. Rev. Bonds (Fleet Landing Project), Series 2018-A, 5.00% 11/15/2043	850	849
City of Atlantic Beach, Health Care Facs. Rev. Bonds (Fleet Landing Project), Series 2018-A, 5.00% 11/15/2048	5,190	5,025
City of Atlantic Beach, Health Care Facs. Rev. Bonds (Fleet Landing Project), Series 2018-A, 5.00% 11/15/2053	6,550	6,219
County of Brevard, Educational Facs. Auth., Demand Rev. Bonds (Florida Institute of Technology Project), Series 2014, 5.00% 4/1/2032	5,000	5,010
County of Brevard, Educational Facs. Auth., Demand Rev. Bonds (Florida Institute of Technology Project), Series 2014, 5.00% 4/1/2039	4,835	4,844
County of Brevard, Heritage Isle at Viera Community Dev. Dist., Special Assessment Rev. Ref. Bonds, Series 2017, Assured Guaranty Municipal insured, 3.20% 5/1/2032	1,095	1,094
County of Broward, North Springs Improvement Dist., Water Management Bonds (Heron Bay Water Management Project), Series 2021-1, Assured Guaranty Municipal insured, 3.00% 5/1/2052	5,600	4,183
County of Broward, Water and Sewer Utility Rev. Bonds, Series 2022-A, 4.00% 10/1/2047	5,000	5,008
City of Cape Coral, Utility Improvement Rev. Ref. Assessment Bonds (Various Areas), Series 2017, Assured Guaranty Municipal insured, 2.50% 9/1/2024	1,230	1,222
City of Cape Coral, Utility Improvement Rev. Ref. Assessment Bonds (Various Areas), Series 2017, Assured Guaranty Municipal insured, 2.75% 9/1/2025	1,070	1,061
City of Cape Coral, Utility Improvement Rev. Ref. Assessment Bonds (Various Areas), Series 2017, Assured Guaranty Municipal insured, 2.75% 9/1/2026	860	856
City of Cape Coral, Utility Improvement Rev. Ref. Assessment Bonds (Various Areas), Series 2017, Assured Guaranty Municipal insured, 3.00% 9/1/2027	515	516
Capital Trust Agcy., Educational Facs. Rev. Bonds (Imagine School at Land O' Lakes Project), Series 2020-A, 3.00% 12/15/2029 ²	340	306
Capital Trust Agcy., Educational Facs. Rev. Bonds (Imagine School at Land O' Lakes Project), Series 2020-A, 5.00% 12/15/2049 ²	1,255	1,111
Capital Trust Agcy., Educational Facs. Rev. Bonds (Odyssey Charter School), Series 2019, 5.00% 7/1/2049 ²	755	689
Capital Trust Agcy., Educational Facs. Rev. Bonds (Odyssey Charter School), Series 2019, 5.00% 7/1/2054 ²	390	350
Capital Trust Agcy., Educational Facs. Rev. Bonds (Viera Charter Schools, Inc. Project), Series 2017-A, 4.00% 10/15/2029 ²	920	893
Capital Trust Agcy., Housing Rev. Bonds (Council Towers Apartments Project), Series 2020-A, 5.00% 2/1/2024 ⁴	3,555	3,555

The Tax-Exempt Bond Fund of America (continued)

Bonds, notes & other debt instruments (continued)	Principal amount (000)	Value (000)
Florida (continued)		
Capital Trust Agcy., Rev. Bonds (Educational Growth Fund, LLC Charter School Portfolio Projects), Series 2021-A-1, 5.00% 7/1/2056 ²	USD2,825	\$ 2,538
Central Florida Expressway Auth., Rev. Bonds, Series 2021-D, Assured Guaranty Municipal insured, 5.00% 7/1/2034	1,315	1,516
Central Florida Expressway Auth., Rev. Bonds, Series 2018, 5.00% 7/1/2043	3,500	3,689
Central Florida Expressway Auth., Rev. Bonds, Series 2019-B, 5.00% 7/1/2044	32,000	33,879
Central Florida Expressway Auth., Rev. Bonds, Series 2018, 5.00% 7/1/2048	1,565	1,642
Central Florida Expressway Auth., Rev. Ref. Bonds, Series 2016-A, 5.00% 7/1/2030	4,000	4,152
Central Florida Expressway Auth., Rev. Ref. Bonds, Series 2016-B, 4.00% 7/1/2039	5,000	5,003
Central Florida Expressway Auth., Rev. Ref. Bonds, Series 2016-B, 4.00% 7/1/2040	3,000	2,998
Central Florida Expressway Auth., Rev. Ref. Bonds, Series 2017, 4.00% 7/1/2041	2,500	2,501
Central Florida Expressway Auth., Rev. Ref. Bonds, Series 2017, 5.00% 7/1/2042	1,550	1,624
County of Collier, Ave Maria Stewardship Community Dist., Capital Improvement Rev. Ref. Bonds, Series 2019, Assured Guaranty Municipal insured, 2.00% 5/1/2026	975	952
County of Collier, Ave Maria Stewardship Community Dist., Capital Improvement Rev. Ref. Bonds, Series 2019, Assured Guaranty Municipal insured, 2.125% 5/1/2027	995	967
County of Collier, Ave Maria Stewardship Community Dist., Capital Improvement Rev. Ref. Bonds, Series 2019, Assured Guaranty Municipal insured, 2.25% 5/1/2028	1,015	980
County of Collier, Ave Maria Stewardship Community Dist., Capital Improvement Rev. Ref. Bonds, Series 2019, Assured Guaranty Municipal insured, 2.375% 5/1/2029	1,040	1,005
County of Collier, Ave Maria Stewardship Community Dist., Capital Improvement Rev. Ref. Bonds, Series 2019, Assured Guaranty Municipal insured, 2.75% 5/1/2033	2,225	2,143
County of Collier, Ave Maria Stewardship Community Dist., Capital Improvement Rev. Ref. Bonds, Series 2019, Assured Guaranty Municipal insured, 3.00% 5/1/2038	2,925	2,680
County of Collier, Health Facs. Auth., Residential Care Fac. Rev. Bonds (Moorings, Inc.), Series 2015-A, 5.00% 5/1/2043	10,000	10,342
County of Collier, Health Facs. Auth., Residential Care Fac. Rev. Bonds (Moorings, Inc.), Series 2015-A, 5.00% 5/1/2048	1,500	1,537
County of Collier, Health Facs. Auth., Residential Care Fac. Rev. Bonds (Moorings, Inc.), Series 2022, 4.00% 5/1/2052	16,785	15,488
County of Collier, Heritage Bay Community Dev. Dist., Capital Improvement Rev. Ref. Bonds, Series 2018-A-1, Assured Guaranty Municipal insured, 2.75% 5/1/2025	1,140	1,131
County of Collier, Heritage Bay Community Dev. Dist., Capital Improvement Rev. Ref. Bonds, Series 2018-A-1, Assured Guaranty Municipal insured, 3.00% 5/1/2027	600	600
County of Collier, Heritage Bay Community Dev. Dist., Capital Improvement Rev. Ref. Bonds, Series 2018-A-1, Assured Guaranty Municipal insured, 3.00% 5/1/2028	755	755
County of Collier, Heritage Bay Community Dev. Dist., Capital Improvement Rev. Ref. Bonds, Series 2018-A-1, Assured Guaranty Municipal insured, 3.125% 5/1/2030	240	240
Town of Davie, Educational Facs. Rev. and Rev. Ref. Bonds (Nova Southeastern University Project), Series 2018, 5.00% 4/1/2038	2,500	2,618
Town of Davie, Educational Facs. Rev. and Rev. Ref. Bonds (Nova Southeastern University Project), Series 2018, 5.00% 4/1/2048	3,900	3,993
City of Daytona Beach, Housing Auth., Multi Family Housing Rev. Bonds (The WM at the River Project), Series 2021-B, 1.25% 12/1/2025 (put 12/1/2024)	6,385	6,232
Dev. Fin. Corp., Educational Facs. Rev. Bonds (Mater Academy Projects), Series 2020-A, 5.00% 6/15/2035	1,000	1,028
Dev. Fin. Corp., Educational Facs. Rev. Bonds (Mater Academy Projects), Series 2020-A, 5.00% 6/15/2040	1,650	1,671
Dev. Fin. Corp., Educational Facs. Rev. Bonds (Mater Academy Projects), Series 2020-A, 5.00% 6/15/2050	2,380	2,365
Dev. Fin. Corp., Educational Facs. Rev. Bonds (Mater Academy Projects), Series 2022-A, 5.00% 6/15/2056	1,250	1,221
Dev. Fin. Corp., Educational Facs. Rev. Bonds (River City Science Academy Projects), Series 2021-A, 4.00% 7/1/2045	700	630
Dev. Fin. Corp., Healthcare Facs. Rev. Bonds (Tampa General Hospital Project), Series 2024-A, 5.25% 8/1/2049	2,890	3,108
Dev. Fin. Corp., Healthcare Facs. Rev. Bonds (Tampa General Hospital Project), Series 2024-A, 5.25% 8/1/2055	3,040	3,242
Dev. Fin. Corp., Healthcare Facs. Rev. Bonds (UF Health - Jacksonville Project), Series 2022-A, Assured Guaranty Municipal insured, 4.00% 2/1/2046	3,750	3,629
Dev. Fin. Corp., Healthcare Facs. Rev. Bonds (UF Health - Jacksonville Project), Series 2022-A, 4.00% 2/1/2052	7,710	5,889
County of Escambia, Environmental Improvement Rev. Ref. Bonds (International Paper Co. Project), Series 2019-B, 2.00% 11/1/2033 (put 10/1/2024)	775	764
City of Fort Lauderdale, Water and Sewer Rev. Bonds, Series 2018, 4.00% 9/1/2041	1,000	1,009
City of Gainesville, Utilities System Rev. Bonds, Series 2017-A, 5.00% 10/1/2032	2,000	2,161
City of Gainesville, Utilities System Rev. Bonds, Series 2017-A, 5.00% 10/1/2033	2,500	2,694
City of Gainesville, Utilities System Rev. Bonds, Series 2017-A, 5.00% 10/1/2036	500	532
City of Gainesville, Utilities System Rev. Green Bonds, Series 2021-A-1, 5.00% 10/1/2046	25,865	27,909
Greater Orlando Aviation Auth., Airport Facs. Rev. Bonds, Series 2016-B, 5.00% 10/1/2046	21,020	21,611

The Tax-Exempt Bond Fund of America (continued)

Bonds, notes & other debt instruments (continued)	Principal amount (000)	Value (000)
Florida (continued)		
City of Hialeah, Bonterra Community Dev. Dist., Senior Special Assessment Bonds, Series 2017-A-1, 4.00% 5/1/2037	USD545	\$ 545
City of Hialeah, Bonterra Community Dev. Dist., Senior Special Assessment Bonds, Series 2017-A-1, 4.125% 5/1/2047	910	872
Higher Educational Facs. Fncg. Auth., Educational Facs. Rev. Ref. Bonds (Nova Southeastern University Project), Series 2016, 5.00% 4/1/2026	655	677
Higher Educational Facs. Fncg. Auth., Educational Facs. Rev. Ref. Bonds (Nova Southeastern University Project), Series 2016, 5.00% 4/1/2030	1,150	1,193
Higher Educational Facs. Fncg. Auth., Educational Facs. Rev. Ref. Bonds (Nova Southeastern University Project), Series 2016, 5.00% 4/1/2031	1,500	1,555
Higher Educational Facs. Fncg. Auth., Educational Facs. Rev. Ref. Bonds (Nova Southeastern University Project), Series 2016, 5.00% 4/1/2033	1,300	1,346
Higher Educational Facs. Fncg. Auth., Educational Facs. Rev. Ref. Bonds (Nova Southeastern University Project), Series 2016, 5.00% 4/1/2035	4,580	4,733
Higher Educational Facs. Fncg. Auth., Educational Facs. Rev. Ref. Bonds (Nova Southeastern University Project), Series 2016, 5.00% 4/1/2036	1,380	1,423
County of Hillsborough, Aviation Auth., Tampa International Airport Rev. Bonds, Series 2018-F, 5.00% 10/1/2043	12,500	13,331
County of Hillsborough, Aviation Auth., Tampa International Airport Rev. Bonds, Series 2018-F, 5.00% 10/1/2048	5,170	5,462
County of Hillsborough, Aviation Auth., Tampa International Airport Rev. Ref. Bonds, Series 2022-B, 5.00% 10/1/2028	375	414
County of Hillsborough, Aviation Auth., Tampa International Airport Rev. Ref. Bonds, Series 2022-B, 5.00% 10/1/2029	500	564
County of Hillsborough, Aviation Auth., Tampa International Airport Rev. Ref. Bonds, Series 2015-B, 5.00% 10/1/2044 (preref. 10/1/2024)	5,000	5,062
County of Hillsborough, Aviation Auth., Tampa International Airport Rev. Ref. Bonds, Series 2022-B, 4.00% 10/1/2052	23,315	23,020
Housing Fin. Corp., Homeowner Mortgage Rev. Bonds, Series 2015-1, 4.00% 1/1/2047	300	299
Housing Fin. Corp., Homeowner Mortgage Rev. Bonds, Series 2016-2, 4.00% 7/1/2047	1,590	1,586
Housing Fin. Corp., Homeowner Mortgage Rev. Bonds, Series 2017-1, 4.00% 7/1/2048	5,480	5,463
Housing Fin. Corp., Homeowner Mortgage Rev. Bonds, Series 2018-1, 4.00% 7/1/2049	1,450	1,445
Housing Fin. Corp., Homeowner Mortgage Rev. Bonds, Series 2018-2, 4.25% 1/1/2050	4,390	4,396
Housing Fin. Corp., Homeowner Mortgage Rev. Bonds, Series 2019-1, 4.00% 7/1/2050	11,040	11,010
Housing Fin. Corp., Homeowner Mortgage Rev. Bonds, Series 2020-2, 3.00% 7/1/2051	3,425	3,324
Housing Fin. Corp., Homeowner Mortgage Rev. Bonds, Series 2020-1, 3.50% 7/1/2051	710	700
Housing Fin. Corp., Homeowner Mortgage Rev. Bonds, Series 2021-1, 3.00% 1/1/2052	10,905	10,577
Housing Fin. Corp., Homeowner Mortgage Rev. Bonds, Series 2021-2, 3.00% 7/1/2052	4,385	4,234
Housing Fin. Corp., Homeowner Mortgage Rev. Bonds, Series 2023-3, 5.75% 1/1/2054	2,660	2,902
Housing Fin. Corp., Homeowner Mortgage Rev. Bonds, Series 2023-5, 6.25% 1/1/2054	5,850	6,543
Housing Fin. Corp., Homeowner Mortgage Rev. Bonds, Series 2023-1, 5.25% 7/1/2054	26,915	28,169
City of Jacksonville, Bartram Park Community Dev. Dist., Special Assessment Rev. Ref. Bonds, Series 2015-A-1, 4.50% 5/1/2035	925	932
JEA, Electric System Rev. Bonds, Series 2017-B, 5.00% 10/1/2026	500	527
JEA, Electric System Rev. Bonds, Series 2017-B-3, 5.00% 10/1/2028	3,040	3,270
JEA, Electric System Rev. Bonds, Series 2017-B-3, 5.00% 10/1/2029	4,000	4,297
JEA, Electric System Rev. Bonds, Series 2017-B-3, 5.00% 10/1/2030	4,650	4,990
JEA, Electric System Rev. Bonds, Series 2020-A, 5.00% 10/1/2030	5,050	5,709
JEA, Electric System Rev. Bonds, Series 2020-A, 5.00% 10/1/2031	3,985	4,489
JEA, Electric System Rev. Bonds, Series 2021-A, 5.00% 10/1/2031	4,900	5,692
JEA, Electric System Rev. Bonds, Series 2020-A, 5.00% 10/1/2032	4,380	4,920
JEA, Electric System Rev. Bonds, Series 2021-A, 5.00% 10/1/2032	11,830	13,588
JEA, Electric System Rev. Bonds, Series 2017-B, 5.00% 10/1/2033	3,530	3,796
JEA, Electric System Rev. Bonds, Series 2021-A, 5.00% 10/1/2033	6,395	7,378
JEA, Electric System Rev. Bonds, Series 2017-B, 3.375% 10/1/2034	650	650
JEA, Electric System Rev. Bonds, Series 2017-B-3, 4.00% 10/1/2035	4,250	4,339
JEA, Electric System Rev. Bonds, Series 2020-A, 4.00% 10/1/2035	2,925	3,010
JEA, Electric System Rev. Bonds, Series 2017-B-3, 4.00% 10/1/2036	7,035	7,118
JEA, Electric System Rev. Bonds, Series 2017-B-3, 4.00% 10/1/2037	2,000	2,016
JEA, Water and Sewer System Rev. Bonds, Series 2017-A, 5.00% 10/1/2029	3,350	3,623
JEA, Water and Sewer System Rev. Bonds, Series 2017-A, 5.00% 10/1/2033	4,565	4,932
JEA, Water and Sewer System Rev. Bonds, Series 2020-A, 5.00% 10/1/2035	1,890	2,142
JEA, Water and Sewer System Rev. Bonds, Series 2020-A, 4.00% 10/1/2036	1,000	1,045
JEA, Water and Sewer System Rev. Bonds, Series 2020-A, 4.00% 10/1/2037	1,000	1,037
JEA, Water and Sewer System Rev. Bonds, Series 2021-A, 4.00% 10/1/2037	1,220	1,277

The Tax-Exempt Bond Fund of America (continued)

Bonds, notes & other debt instruments (continued)

	Principal amount (000)	Value (000)
Florida (continued)		
JEA, Water and Sewer System Rev. Bonds, Series 2020-A, 4.00% 10/1/2038	USD1,665	\$ 1,717
JEA, Water and Sewer System Rev. Bonds, Series 2020-A, 4.00% 10/1/2038	1,000	1,031
JEA, Water and Sewer System Rev. Bonds, Series 2020-A, 4.00% 10/1/2039	1,000	1,024
JEA, Water and Sewer System Rev. Bonds, Series 2020-A, 4.00% 10/1/2040	850	866
JEA, Water and Sewer System Rev. Bonds, Series 2020-A, 4.00% 10/1/2040	500	511
Julington Creek Plantation, Community Dev. Dist., Special Assessment Rev. Bonds, Series 2023, Assured Guaranty Municipal insured, 5.50% 5/1/2043	2,210	2,493
Julington Creek Plantation, Community Dev. Dist., Special Assessment Rev. Bonds, Series 2023, Assured Guaranty Municipal insured, 4.375% 5/1/2045	1,000	1,011
Julington Creek Plantation, Community Dev. Dist., Special Assessment Rev. Bonds, Series 2023, Assured Guaranty Municipal insured, 4.625% 5/1/2054	5,000	5,055
City of Lakeland, Energy System Rev. Ref. Bonds, Series 2016, 5.00% 10/1/2034	2,085	2,168
City of Lakeland, Energy System Rev. Ref. Bonds, Series 2016, 5.00% 10/1/2036	1,355	1,405
County of Lee, Airport Rev. Ref. Bonds, Series 2015, 5.00% 10/1/2033	3,340	3,421
County of Lee, Transportation Facs. Rev. Ref. Bonds, Series 2014, Assured Guaranty Municipal insured, 5.00% 10/1/2025	2,000	2,019
County of Lee, Transportation Facs. Rev. Ref. Bonds, Series 2014, Assured Guaranty Municipal insured, 5.00% 10/1/2026	1,250	1,262
County of Lee, Transportation Facs. Rev. Ref. Bonds, Series 2014, Assured Guaranty Municipal insured, 5.00% 10/1/2027	1,250	1,262
County of Lee, Transportation Facs. Rev. Ref. Bonds, Series 2014, Assured Guaranty Municipal insured, 5.00% 10/1/2033	1,000	1,008
County of Lee, Transportation Facs. Rev. Ref. Bonds, Series 2014, Assured Guaranty Municipal insured, 5.00% 10/1/2034	1,000	1,008
County of Lee, Transportation Facs. Rev. Ref. Bonds, Series 2014, Assured Guaranty Municipal insured, 5.00% 10/1/2035	1,000	1,008
Lee Memorial Health System, Hospital Rev. and Rev. Ref. Bonds, Series 2019-A-1, 4.00% 4/1/2037	1,500	1,506
Counities of Manatee and Sarasota, Lakewood Ranch Stewardship Dist., Special Assessment Rev. Bonds (Lakewood Centre North), Series 2015, 4.875% 5/1/2035	1,295	1,299
County of Manatee, Heritage Harbour North Community Dev. Dist., Capital Improvement Rev. Ref. Bonds, Series 2017-A-1, Assured Guaranty Municipal insured, 5.00% 5/1/2024	645	647
County of Manatee, Heritage Harbour North Community Dev. Dist., Capital Improvement Rev. Ref. Bonds, Series 2017-A-1, Assured Guaranty Municipal insured, 5.00% 5/1/2025	380	388
County of Manatee, Heritage Harbour North Community Dev. Dist., Capital Improvement Rev. Ref. Bonds, Series 2017-A-1, Assured Guaranty Municipal insured, 5.00% 5/1/2026	815	848
County of Manatee, University Park Recreation Dist., Non-Ad Valorem Assessment Bonds, Series 2019, BAM insured, 3.00% 5/1/2031	655	653
County of Manatee, University Park Recreation Dist., Non-Ad Valorem Assessment Bonds, Series 2019, BAM insured, 3.00% 5/1/2034	1,060	1,010
County of Martin, Health Facs. Auth., Hospital Rev. Bonds (Martin Memorial Medical Center), Series 2015, 5.00% 11/15/2045 (preref. 11/15/2024)	5,000	5,067
City of Miami, Midtown Miami Community Dev. Dist., Special Assessment and Rev. Ref. Bonds (Infrastructure Project), Series 2014-B, 5.00% 5/1/2029	1,000	1,000
City of Miami, Midtown Miami Community Dev. Dist., Special Assessment and Rev. Ref. Bonds (Parking Garage Project), Series 2014-A, 4.25% 5/1/2024	770	770
City of Miami, Midtown Miami Community Dev. Dist., Special Assessment and Rev. Ref. Bonds (Parking Garage Project), Series 2014-A, 5.00% 5/1/2029	985	985
County of Miami-Dade, Aviation Rev. Ref. Bonds, Series 2020-A, 5.00% 10/1/2032	1,000	1,137
County of Miami-Dade, Aviation Rev. Ref. Bonds, Series 2016-A, 5.00% 10/1/2035	1,850	1,916
County of Miami-Dade, Aviation Rev. Ref. Bonds, Series 2020-A, 4.00% 10/1/2037	2,700	2,745
County of Miami-Dade, Aviation Rev. Ref. Bonds, Series 2020-A, 4.00% 10/1/2040	6,955	7,025
County of Miami-Dade, Aviation Rev. Ref. Bonds, Series 2020-A, 4.00% 10/1/2041	1,500	1,514
County of Miami-Dade, Educational Facs. Auth., Rev. and Rev. Ref. Bonds (University of Miami Issue), Series 2015-A, 5.00% 4/1/2045	10,000	10,045
County of Miami-Dade, Expressway Auth., Toll System Rev. Bonds, Series 2014-A, 5.00% 7/1/2029	1,415	1,425
County of Miami-Dade, Expressway Auth., Toll System Rev. Bonds, Series 2014-A, 5.00% 7/1/2039	6,485	6,493
County of Miami-Dade, Expressway Auth., Toll System Rev. Ref. Bonds, Series 2013-A, 5.00% 7/1/2024	1,500	1,508
County of Miami-Dade, Expressway Auth., Toll System Rev. Ref. Bonds, Series 2013-A, 5.00% 7/1/2025	4,140	4,200
County of Miami-Dade, Expressway Auth., Toll System Rev. Ref. Bonds, Series 2013-A, 5.00% 7/1/2026	4,335	4,339
County of Miami-Dade, Expressway Auth., Toll System Rev. Ref. Bonds, Series 2014-B, 5.00% 7/1/2027	3,000	3,019
County of Miami-Dade, Expressway Auth., Toll System Rev. Ref. Bonds, Series 2016-A, 5.00% 7/1/2028	3,180	3,300
County of Miami-Dade, Expressway Auth., Toll System Rev. Ref. Bonds, Series 2016-A, 5.00% 7/1/2029	7,200	7,472
County of Miami-Dade, Expressway Auth., Toll System Rev. Ref. Bonds, Series 2014-B, 5.00% 7/1/2030	2,000	2,014

The Tax-Exempt Bond Fund of America (continued)

Bonds, notes & other debt instruments (continued)	Principal amount (000)	Value (000)
Florida (continued)		
County of Miami-Dade, Expressway Auth., Toll System Rev. Ref. Bonds, Series 2016-A, 5.00% 7/1/2030	USD2,385	\$ 2,474
County of Miami-Dade, Expressway Auth., Toll System Rev. Ref. Bonds, Series 2014-B, 5.00% 7/1/2031	2,560	2,577
County of Miami-Dade, Expressway Auth., Toll System Rev. Ref. Bonds, Series 2016-A, 5.00% 7/1/2031	3,300	3,418
County of Miami-Dade, Expressway Auth., Toll System Rev. Ref. Bonds, Series 2016-A, 5.00% 7/1/2034	1,000	1,035
County of Miami-Dade, Health Facs. Auth., Hospital Rev. and Rev. Ref. Bonds (Nicklaus Children's Hospital Project), Series 2021-A, 4.00% 8/1/2046	3,000	2,977
County of Miami-Dade, Health Facs. Auth., Hospital Rev. and Rev. Ref. Bonds (Nicklaus Children's Hospital Project), Series 2021-A, 4.00% 8/1/2051	37,000	36,363
County of Miami-Dade, Health Facs. Auth., Hospital Rev. and Rev. Ref. Bonds (Nicklaus Children's Hospital Project), Series 2021-A, 4.00% 8/1/2051	4,085	3,904
County of Miami-Dade, Multi Family Housing Rev. Bonds (Council Towers Seniors Apartment Homes Project), Series 2023, 5.00% 2/1/2024 ⁴	1,685	1,685
County of Miami-Dade, Vizcaya in Kendall Community Dev. Dist., Special Assessment Bonds, Series 2016, 3.75% 11/1/2031	300	290
County of Miami-Dade, Vizcaya in Kendall Community Dev. Dist., Special Assessment Bonds, Series 2016, 4.00% 11/1/2036	560	545
County of Miami-Dade, Vizcaya in Kendall Community Dev. Dist., Special Assessment Bonds, Series 2016, 4.125% 11/1/2046	1,240	1,127
County of Miami-Dade, Water and Sewer System Rev. Bonds, Series 2021, 4.00% 10/1/2042	1,650	1,671
County of Miami-Dade, Water and Sewer System Rev. Ref. Bonds, Series 2017-B, 5.00% 10/1/2032	1,000	1,027
City of Miami Beach, Health Facs. Auth., Hospital Rev. Bonds (Mount Sinai Medical Center of Florida), Series 2021-B, 3.00% 11/15/2051	6,000	4,596
City of Miami Beach, Parking Rev. Bonds, Series 2015, BAM insured, 5.00% 9/1/2040	1,190	1,208
City of Miami Beach, Parking Rev. Bonds, Series 2015, BAM insured, 5.00% 9/1/2045	2,500	2,517
City of Miami Beach, Redev. Agcy., Tax Increment Rev. and Rev. Ref. Bonds (City Center / Historic Convention Village), Series 2015-A, Assured Guaranty Municipal insured, 5.00% 2/1/2032	1,645	1,651
City of Miami Beach, Redev. Agcy., Tax Increment Rev. and Rev. Ref. Bonds (City Center / Historic Convention Village), Series 2015-A, Assured Guaranty Municipal insured, 5.00% 2/1/2034	1,800	1,806
City of Miami Beach, Redev. Agcy., Tax Increment Rev. and Rev. Ref. Bonds (City Center / Historic Convention Village), Series 2015-A, Assured Guaranty Municipal insured, 5.00% 2/1/2040	12,850	12,859
City of Miami Beach, Redev. Agcy., Tax Increment Rev. and Rev. Ref. Bonds (City Center / Historic Convention Village), Series 2015-A, Assured Guaranty Municipal insured, 5.00% 2/1/2044	2,000	2,001
Municipal Power Agcy., All-Requirements Power Supply Project Rev. Bonds, Series 2015-B, 5.00% 10/1/2027	675	694
Municipal Power Agcy., All-Requirements Power Supply Project Rev. Bonds, Series 2015-B, 5.00% 10/1/2031	1,715	1,759
Municipal Power Agcy., All-Requirements Power Supply Project Rev. Ref. Bonds, Series 2016-A, 5.00% 10/1/2029	6,000	6,270
Municipal Power Agcy., All-Requirements Power Supply Project Rev. Ref. Bonds, Series 2016-A, 5.00% 10/1/2030	5,000	5,217
Municipal Power Agcy., All-Requirements Power Supply Project Rev. Ref. Bonds, Series 2016-A, 5.00% 10/1/2031	3,685	3,841
County of Okaloosa, Mid-Bay Bridge Auth., Rev. Bonds, Series 2015-A, 5.00% 10/1/2024	1,750	1,765
County of Okaloosa, Mid-Bay Bridge Auth., Rev. Bonds, Series 2015-A, 5.00% 10/1/2035	1,000	1,016
County of Okaloosa, Mid-Bay Bridge Auth., Rev. Bonds, Series 2015-A, 5.00% 10/1/2040	1,750	1,769
County of Okaloosa, Mid-Bay Bridge Auth., Rev. Bonds, Series 2015-C, 5.00% 10/1/2040	1,900	1,918
County of Orange, Health Facs. Auth., Health Care Facs. Rev. Bonds (Presbyterian Retirement Communities Project), Series 2014, 5.00% 8/1/2026	3,980	3,996
County of Orange, Health Facs. Auth., Health Care Facs. Rev. Bonds (Presbyterian Retirement Communities Project), Series 2015, 5.00% 8/1/2028	2,250	2,279
County of Orange, Health Facs. Auth., Health Care Facs. Rev. Bonds (Presbyterian Retirement Communities Project), Series 2015, 5.00% 8/1/2035	2,200	2,226
County of Orange, Health Facs. Auth., Health Care Facs. Rev. Bonds (Presbyterian Retirement Communities Project), Series 2015, 5.00% 8/1/2040	3,000	3,019
County of Orange, Health Facs. Auth., Health Care Facs. Rev. Bonds (Presbyterian Retirement Communities Project), Series 2015, 5.00% 8/1/2045	7,950	7,971
County of Orange, Health Facs. Auth., Hospital Rev. Bonds (Orlando Health Obligated Group), Series 2019-A, 5.00% 10/1/2024	4,000	4,041
County of Orange, Health Facs. Auth., Hospital Rev. Bonds (Orlando Health Obligated Group), Series 2019-A, 5.00% 10/1/2025	4,000	4,123
County of Orange, Health Facs. Auth., Hospital Rev. Bonds (Orlando Health Obligated Group), Series 2023-A, 5.00% 10/1/2037	1,000	1,130
County of Orange, Health Facs. Auth., Hospital Rev. Bonds (Orlando Health Obligated Group), Series 2023-A, 5.00% 10/1/2038	1,000	1,119

The Tax-Exempt Bond Fund of America (continued)

Bonds, notes & other debt instruments (continued)	Principal amount (000)	Value (000)
Florida (continued)		
County of Orange, Health Facs. Auth., Hospital Rev. Ref. Bonds (Orlando Health Obligated Group), Series 2016-A, 5.00% 10/1/2034	USD5,000	\$ 5,218
County of Orange, Health Facs. Auth., Hospital Rev. Ref. Bonds (Orlando Health Obligated Group), Series 2016-A, 5.00% 10/1/2036	3,000	3,117
County of Orange, Health Facs. Auth., Rev. Bonds (Presbyterian Retirement Communities Obligated Group Project), Series 2023-A, 5.00% 8/1/2032	500	534
County of Orange, Health Facs. Auth., Rev. Bonds (Presbyterian Retirement Communities Obligated Group Project), Series 2023-A, 4.00% 8/1/2036	5,345	5,223
County of Orange, Health Facs. Auth., Rev. Bonds (Presbyterian Retirement Communities Obligated Group Project), Series 2023-A, 4.00% 8/1/2042	26,770	24,536
County of Orange, Health Facs. Auth., Rev. Bonds (Presbyterian Retirement Communities Obligated Group Project), Series 2023-A, 4.00% 8/1/2047	33,335	29,186
County of Orange, Housing Fin. Auth., Multi Family Housing Rev. Bonds (Stratford Point Apartments), Series 2021-B, 0.55% 1/1/2025 (put 7/1/2024)	2,890	2,839
Orlando Utilities Commission, Utility System Rev. Ref. Bonds, Series 2012-A, 5.00% 10/1/2024	1,000	1,013
Orlando Utilities Commission, Utility System Rev. Ref. Bonds, Series 2021-B, 1.25% 10/1/2046 (put 10/1/2028)	4,000	3,494
County of Palm Beach, Health Facs. Auth., Hospital Rev. Bonds (Baptist Health South Florida Obligated Group), Series 2019, 4.00% 8/15/2049	1,000	943
County of Palm Beach, Health Facs. Auth., Retirement Communities Rev. Bonds (ACTS Retirement - Life Communities, Inc. Obligated Group), Series 2016, 5.00% 11/15/2032	5,040	5,218
County of Palm Beach, Health Facs. Auth., Retirement Communities Rev. Bonds (ACTS Retirement - Life Communities, Inc. Obligated Group), Series 2018-A, 5.00% 11/15/2045	1,125	1,150
County of Palm Beach, Health Facs. Auth., Rev. Bonds (Harbour's Edge Project), Series 2004-B, 4.00% 11/15/2034	1,200	1,005
County of Palm Beach, Health Facs. Auth., Rev. Bonds (Lifespace Communities, Inc.), Series 2015-C, 5.00% 5/15/2038	2,380	2,079
County of Palm Beach, Health Facs. Auth., Rev. Bonds (Lifespace Communities, Inc.), Series 2020-B, 4.00% 11/15/2041	500	472
County of Palm Beach, Health Facs. Auth., Rev. Bonds (Lifespace Communities, Inc.), Series 2020-B, 5.00% 11/15/2042	2,960	3,077
County of Pasco, Capital Improvement Cigarette Tax Allocation Bonds, Series 2023-A, Assured Guaranty Municipal insured, 5.50% 9/1/2037	250	292
County of Pasco, Capital Improvement Cigarette Tax Allocation Bonds, Series 2023-A, Assured Guaranty Municipal insured, 5.50% 9/1/2038	225	261
County of Pasco, Capital Improvement Cigarette Tax Allocation Bonds, Series 2023-A, Assured Guaranty Municipal insured, 5.50% 9/1/2039	500	575
County of Pasco, Capital Improvement Cigarette Tax Allocation Bonds, Series 2023-A, Assured Guaranty Municipal insured, 5.75% 9/1/2054	3,350	3,769
County of Pasco, Meadow Pointe II Community Dev. Dist., Special Assessment Bonds, Series 2018, Assured Guaranty Municipal insured, 2.875% 5/1/2024	325	324
County of Pasco, Meadow Pointe II Community Dev. Dist., Special Assessment Bonds, Series 2018, Assured Guaranty Municipal insured, 3.00% 5/1/2025	350	348
County of Pasco, Meadow Pointe II Community Dev. Dist., Special Assessment Bonds, Series 2018, Assured Guaranty Municipal insured, 3.125% 5/1/2026	360	359
County of Pasco, Meadow Pointe II Community Dev. Dist., Special Assessment Bonds, Series 2018, Assured Guaranty Municipal insured, 3.25% 5/1/2027	370	370
County of Pasco, Meadow Pointe II Community Dev. Dist., Special Assessment Bonds, Series 2018, Assured Guaranty Municipal insured, 3.40% 5/1/2028	380	382
County of Pasco, Meadow Pointe II Community Dev. Dist., Special Assessment Bonds, Series 2018, Assured Guaranty Municipal insured, 3.50% 5/1/2029	385	389
County of Pasco, Meadow Pointe II Community Dev. Dist., Special Assessment Bonds, Series 2018, Assured Guaranty Municipal insured, 3.875% 5/1/2033	1,710	1,712
County of Pasco, Meadow Pointe II Community Dev. Dist., Special Assessment Bonds, Series 2018, Assured Guaranty Municipal insured, 4.125% 5/1/2039	1,605	1,622
County of Pasco, Meadow Pointe IV Community Dev. Dist., Capital Improvement Rev. Bonds, Series 2014-A, 7.25% 5/1/2035 ⁴	315	317
County of Polk, Utility System Rev. and Rev. Ref. Bonds, Series 2020, 4.00% 10/1/2040	1,200	1,224
County of Polk, Utility System Rev. and Rev. Ref. Bonds, Series 2020, 4.00% 10/1/2043	2,000	2,014
City of Pompano Beach, Rev. and Rev. Ref. Bonds (John Knox Village Project), Series 2020, 4.00% 9/1/2040	3,000	2,600
City of Pompano Beach, Rev. and Rev. Ref. Bonds (John Knox Village Project), Series 2020, 5.00% 9/1/2050	5,000	4,620
City of Pompano Beach, Rev. Bonds (John Knox Village Project), Series 2021-B-2, 1.45% 1/1/2027	970	888
City of Pompano Beach, Rev. Bonds (John Knox Village Project), Series 2015, 5.00% 9/1/2039	1,590	1,575
City of Pompano Beach, Rev. Bonds (John Knox Village Project), Series 2015, 5.00% 9/1/2044	2,980	2,858

The Tax-Exempt Bond Fund of America (continued)

Bonds, notes & other debt instruments (continued)	Principal amount (000)	Value (000)
Florida (continued)		
City of Pompano Beach, Rev. Bonds (John Knox Village Project), Series 2021-A, 4.00% 9/1/2051	USD2,720	\$2,106
City of Port St. Lucie, Utility System Rev. Ref. Bonds, Series 2016, 4.00% 9/1/2030	1,750	1,783
City of Port St. Lucie, Utility System Rev. Ref. Bonds, Series 2016, 4.00% 9/1/2031	1,000	1,019
City of Port St. Lucie, Utility System Rev. Ref. Bonds, Series 2016, 4.00% 9/1/2032	1,000	1,017
City of Port St. Lucie, Utility System Rev. Ref. Bonds, Series 2016, 4.00% 9/1/2033	2,900	2,948
City of St. Cloud, Gramercy Farms Community Dev. Dist., Special Assessment Bonds, Series 2007-B, 5.10% 5/1/2014 ⁴	10,125	2
City of St. Cloud, Gramercy Farms Community Dev. Dist., Special Assessment Rev. Ref. Bonds, Capital Appreciation Bonds, Series 2011, 0% 5/1/2039 ⁵	17,990	1,790
City of St. Cloud, Stevens Plantation Community Dev. Dist., Special Assessment Rev. Bonds, Series 2003-B, 6.375% 5/1/2013 ⁴	1,727	1,174
Counties of St. Johns and Duval, Tolomato Community Dev. Dist., Rev. Ref. Bonds, Series 2018-B-1, Assured Guaranty Municipal insured, 2.625% 5/1/2024	405	404
Counties of St. Johns and Duval, Tolomato Community Dev. Dist., Rev. Ref. Bonds, Series 2018-A-1, Assured Guaranty Municipal insured, 2.75% 5/1/2025	1,085	1,074
Counties of St. Johns and Duval, Tolomato Community Dev. Dist., Rev. Ref. Bonds, Series 2018-B-1, Assured Guaranty Municipal insured, 2.75% 5/1/2025	420	416
Counties of St. Johns and Duval, Tolomato Community Dev. Dist., Rev. Ref. Bonds, Series 2019-B, Assured Guaranty Municipal insured, 2.10% 5/1/2026	1,030	990
Counties of St. Johns and Duval, Tolomato Community Dev. Dist., Rev. Ref. Bonds, Series 2019-A-1, Assured Guaranty Municipal insured, 2.125% 5/1/2026	2,390	2,300
Counties of St. Johns and Duval, Tolomato Community Dev. Dist., Rev. Ref. Bonds, Series 2018-A-1, Assured Guaranty Municipal insured, 3.00% 5/1/2026	840	839
Counties of St. Johns and Duval, Tolomato Community Dev. Dist., Rev. Ref. Bonds, Series 2018-B-1, Assured Guaranty Municipal insured, 3.00% 5/1/2026	430	429
Counties of St. Johns and Duval, Tolomato Community Dev. Dist., Rev. Ref. Bonds, Series 2019-A-1, Assured Guaranty Municipal insured, 2.25% 5/1/2027	2,445	2,338
Counties of St. Johns and Duval, Tolomato Community Dev. Dist., Rev. Ref. Bonds, Series 2019-B, Assured Guaranty Municipal insured, 2.25% 5/1/2027	1,055	1,008
Counties of St. Johns and Duval, Tolomato Community Dev. Dist., Rev. Ref. Bonds, Series 2022-B, Assured Guaranty Municipal insured, 2.625% 5/1/2027	1,445	1,383
Counties of St. Johns and Duval, Tolomato Community Dev. Dist., Rev. Ref. Bonds, Series 2018-A-1, Assured Guaranty Municipal insured, 3.125% 5/1/2027	1,150	1,151
Counties of St. Johns and Duval, Tolomato Community Dev. Dist., Rev. Ref. Bonds, Series 2018-B-1, Assured Guaranty Municipal insured, 3.125% 5/1/2027	445	445
Counties of St. Johns and Duval, Tolomato Community Dev. Dist., Rev. Ref. Bonds, Series 2019-B, Assured Guaranty Municipal insured, 2.30% 5/1/2028	1,080	1,025
Counties of St. Johns and Duval, Tolomato Community Dev. Dist., Rev. Ref. Bonds, Series 2019-A-1, Assured Guaranty Municipal insured, 2.40% 5/1/2028	2,505	2,390
Counties of St. Johns and Duval, Tolomato Community Dev. Dist., Rev. Ref. Bonds, Series 2018-A-1, Assured Guaranty Municipal insured, 3.25% 5/1/2028	1,190	1,194
Counties of St. Johns and Duval, Tolomato Community Dev. Dist., Rev. Ref. Bonds, Series 2018-B-1, Assured Guaranty Municipal insured, 3.25% 5/1/2028	455	457
Counties of St. Johns and Duval, Tolomato Community Dev. Dist., Rev. Ref. Bonds, Series 2019-B, Assured Guaranty Municipal insured, 2.40% 5/1/2029	1,105	1,051
Counties of St. Johns and Duval, Tolomato Community Dev. Dist., Rev. Ref. Bonds, Series 2019-A-1, Assured Guaranty Municipal insured, 2.50% 5/1/2029	2,565	2,455
Counties of St. Johns and Duval, Tolomato Community Dev. Dist., Rev. Ref. Bonds, Series 2019-A-1, Assured Guaranty Municipal insured, 3.00% 5/1/2033	5,515	5,317
Counties of St. Johns and Duval, Tolomato Community Dev. Dist., Rev. Ref. Bonds, Series 2019-B, Assured Guaranty Municipal insured, 3.00% 5/1/2033	2,380	2,289
Counties of St. Johns and Duval, Tolomato Community Dev. Dist., Rev. Ref. Bonds, Series 2019-A-1, Assured Guaranty Municipal insured, 3.00% 5/1/2037	6,230	5,636
Counties of St. Johns and Duval, Tolomato Community Dev. Dist., Rev. Ref. Bonds, Series 2019-B, Assured Guaranty Municipal insured, 3.00% 5/1/2040	4,030	3,483
County of St. Johns, Heritage Landing Community Dev. Dist., Special Assessment Rev. Ref. Bonds, Series 2015, 4.35% 5/1/2036	990	992
County of St. Johns, Industrial Dev. Auth., Rev. Bonds (Presbyterian Retirement Communities Obligated Group Project), Series 2020-A, 4.00% 8/1/2055	5,185	4,326
County of St. Johns, Industrial Dev. Auth., Senior Living Rev. Bonds (Vicars Landing Project), Series 2021-A, 4.00% 12/15/2050	475	343
County of St. Johns, Marshall Creek Community Dev. Dist., Special Assessment Bonds, Series 2002, 5.00% 5/1/2032	1,520	1,520

The Tax-Exempt Bond Fund of America (continued)

Bonds, notes & other debt instruments (continued)

	Principal amount (000)	Value (000)
Florida (continued)		
County of St. Johns, Marshall Creek Community Dev. Dist., Special Assessment Bonds, Series 2016, 6.32% 5/1/2045	USD125	\$ 125
County of St. Johns, Sweetwater Creek Community Dev. Dist., Capital Improvement Rev. Ref. Bonds, Series 2019-A-1, Assured Guaranty Municipal insured, 2.00% 5/1/2024	355	354
County of St. Johns, Sweetwater Creek Community Dev. Dist., Capital Improvement Rev. Ref. Bonds, Series 2019-A-1, Assured Guaranty Municipal insured, 2.125% 5/1/2026	370	355
County of St. Johns, Sweetwater Creek Community Dev. Dist., Capital Improvement Rev. Ref. Bonds, Series 2019-A-1, Assured Guaranty Municipal insured, 2.375% 5/1/2028	385	364
County of St. Johns, Sweetwater Creek Community Dev. Dist., Capital Improvement Rev. Ref. Bonds, Series 2019-A-1, Assured Guaranty Municipal insured, 2.875% 5/1/2033	975	907
County of St. Johns, Sweetwater Creek Community Dev. Dist., Capital Improvement Rev. Ref. Bonds, Series 2019-A-1, Assured Guaranty Municipal insured, 3.00% 5/1/2038	980	857
County of Sarasota, Health Facs. Auth., Retirement Fac. Rev. Improvement Bonds (Sunnyside Village Project), Series 2018, 5.00% 5/15/2048	1,125	1,033
South Broward Hospital Dist., Hospital Rev. Bonds (South Broward Hospital Dist. Obligated Group), Series 2021-A, 3.00% 5/1/2051	3,000	2,202
South Broward Hospital Dist., Hospital Rev. Ref. Bonds (South Broward Hospital Dist. Obligated Group), Series 2016, 3.00% 5/1/2035	675	626
City of South Miami, Health Facs. Auth., Hospital Rev. Ref. Bonds (Baptist Health South Florida Obligated Group), Series 2017, 4.00% 8/15/2042	5,000	4,829
City of South Miami, Health Facs. Auth., Hospital Rev. Ref. Bonds (Baptist Health South Florida Obligated Group), Series 2017, 5.00% 8/15/2042	3,000	3,082
City of South Miami, Health Facs. Auth., Hospital Rev. Ref. Bonds (Baptist Health South Florida Obligated Group), Series 2017, 5.00% 8/15/2047	7,920	8,098
Southeast Overtown/Park West Community Redev. Agcy., Tax Increment Rev. Bonds, Series 2014-A-1, 5.00% 3/1/2030 ²	1,250	1,251
County of Sumter, Industrial Dev. Auth., Hospital Rev. Bonds (Central Florida Health Alliance Projects), Series 2014-B, 5.00% 7/1/2027	1,000	1,006
County of Sumter, Village Community Dev. Dist. No. 6, Rev. Ref. Bonds, Series 2017, 4.00% 5/1/2024	340	340
County of Sumter, Village Community Dev. Dist. No. 6, Rev. Ref. Bonds, Series 2017, 4.00% 5/1/2025	270	272
County of Sumter, Village Community Dev. Dist. No. 6, Rev. Ref. Bonds, Series 2017, 4.00% 5/1/2026	300	306
County of Sumter, Village Community Dev. Dist. No. 6, Rev. Ref. Bonds, Series 2017, 4.00% 5/1/2027	295	304
County of Sumter, Village Community Dev. Dist. No. 6, Rev. Ref. Bonds, Series 2017, 4.00% 5/1/2028	295	306
County of Sumter, Village Community Dev. Dist. No. 6, Rev. Ref. Bonds, Series 2017, 4.00% 5/1/2029	300	311
City of Tallahassee, Energy System Rev. Ref. Bonds, Series 2017, 5.00% 10/1/2034	2,000	2,050
City of Tallahassee, Energy System Rev. Ref. Bonds, Series 2017, 5.00% 10/1/2035	2,000	2,048
City of Tallahassee, Energy System Rev. Ref. Bonds, Series 2017, 5.00% 10/1/2037	4,525	4,615
City of Tallahassee, Health Facs. Rev. Ref. Bonds (Tallahassee Memorial HealthCare, Inc. Project), Series 2015-A, 5.00% 12/1/2040	1,050	1,057
City of Tampa, Capital Improvement Cigarette Tax Allocation Bonds (H. Lee Moffitt Cancer Center Project), Capital Appreciation Bonds, Series 2020-A, 0% 9/1/2036	830	506
City of Tampa, Capital Improvement Cigarette Tax Allocation Bonds (H. Lee Moffitt Cancer Center Project), Capital Appreciation Bonds, Series 2020-A, 0% 9/1/2038	1,000	544
City of Tampa, Capital Improvement Cigarette Tax Allocation Bonds (H. Lee Moffitt Cancer Center Project), Capital Appreciation Bonds, Series 2020-A, 0% 9/1/2041	1,000	463
City of Tampa, Capital Improvement Cigarette Tax Allocation Bonds (H. Lee Moffitt Cancer Center Project), Capital Appreciation Bonds, Series 2020-A, 0% 9/1/2045	1,850	688
City of Tampa, Capital Improvement Cigarette Tax Allocation Bonds (H. Lee Moffitt Cancer Center Project), Capital Appreciation Bonds, Series 2020-A, 0% 9/1/2053	5,050	1,228
City of Tampa, Rev. and Rev. Ref. Bonds (University of Tampa Project), Series 2015, 5.00% 4/1/2033	1,000	1,020
City of Tampa, Rev. and Rev. Ref. Bonds (University of Tampa Project), Series 2015, 5.00% 4/1/2035	2,000	2,038
City of Tampa, Rev. and Rev. Ref. Bonds (University of Tampa Project), Series 2015, 5.00% 4/1/2040	4,555	4,611
City of Tampa, Rev. and Rev. Ref. Bonds (University of Tampa Project), Series 2015, 5.00% 4/1/2045	1,500	1,515
City of Tampa, Rev. and Rev. Ref. Bonds (University of Tampa Project), Series 2020-A, 4.00% 4/1/2050	16,090	15,417
City of Tampa, Water and Wastewater Systems Rev. Green Bonds, Series 2022-A, 5.25% 10/1/2057	6,135	6,793
Tampa Bay Water Auth., Utility System Rev. Bonds (Sustainability Bonds), Series 2022, 5.00% 10/1/2052	18,530	20,200
Tampa-Hillsborough County Expressway Auth., Rev. Bonds, Series 2017, 5.00% 7/1/2047	5,150	5,321
Tampa-Hillsborough County Expressway Auth., Rev. Ref. Bonds, Series 2017-B, 4.00% 7/1/2042	41,550	40,930
County of Volusia, Educational Facs. Auth., Educational Facs. Rev. Bonds (Stetson University, Inc. Project), Series 2015, 5.00% 6/1/2045	2,500	2,529
County of Volusia, Educational Facs. Auth., Educational Facs. Rev. Ref. Bonds (Embry-Riddle Aeronautical University, Inc. Project), Series 2015-B, 5.00% 10/15/2045	4,000	4,095

The Tax-Exempt Bond Fund of America (continued)

Bonds, notes & other debt instruments (continued)	Principal amount (000)	Value (000)
Florida (continued)		
City of Wildwood, Village Community Dev. Dist. No. 12, Special Assessment Rev. Bonds, Series 2016, 3.875% 5/1/2047	USD5,095	\$ 4,263
City of Wildwood, Village Community Dev. Dist. No. 13, Special Assessment Rev. Bonds, Series 2019, 3.70% 5/1/2050	9,255	7,647
City of Winter Garden, Winter Garden Village at Fowler Groves Community Dev. Dist., Special Assessment Rev. Ref. Bonds, Series 2016, 3.00% 5/1/2024	380	379
City of Winter Garden, Winter Garden Village at Fowler Groves Community Dev. Dist., Special Assessment Rev. Ref. Bonds, Series 2016, 3.75% 5/1/2031	3,400	3,211
City of Winter Garden, Winter Garden Village at Fowler Groves Community Dev. Dist., Special Assessment Rev. Ref. Bonds, Series 2016, 4.125% 5/1/2037	930	873
		<u>1,047,416</u>
Georgia 2.49%		
County of Appling, Dev. Auth., Pollution Control Rev. Bonds (Oglethorpe Power Corp. Scherer Project), Series 2013-A, 1.50% 1/1/2038 (put 2/3/2025)	1,500	1,444
City of Atlanta, Airport General Rev. Bonds, Series 2019-A, 5.00% 7/1/2044	1,160	1,251
City of Atlanta, Airport General Rev. Bonds, Series 2022-A, 5.00% 7/1/2047	3,000	3,308
City of Atlanta, Airport Passenger Fac. Charge and General Rev. Bonds, Series 2019-C, 5.00% 7/1/2038	10,000	10,987
City of Atlanta, Airport Passenger Fac. Charge and General Rev. Bonds, Series 2019-C, 5.00% 7/1/2039	29,030	31,761
City of Atlanta, Airport Passenger Fac. Charge and General Rev. Bonds, Series 2023-D, 5.00% 7/1/2044	23,500	26,496
City of Atlanta, Dev. Auth., Rev. Bonds (Georgia State University Research Foundation - Science Park, LLC Project), Series 2016, 5.00% 7/1/2026 (escrowed to maturity)	500	525
City of Atlanta, Tax Allocation Rev. Ref. Bonds (Atlantic Station Project), Series 2017, 5.00% 12/1/2024	1,650	1,666
City of Atlanta, Urban Redev. Agcy., Rev. Bonds (Atlanta Beltline Trail Completion Project), Series 2021, 2.375% 7/1/2026 ²	650	628
City of Atlanta, Urban Redev. Agcy., Rev. Bonds (Atlanta Beltline Trail Completion Project), Series 2021, 2.875% 7/1/2031 ²	600	550
City of Atlanta, Urban Redev. Agcy., Rev. Bonds (Atlanta Beltline Trail Completion Project), Series 2021, 3.625% 7/1/2042 ²	1,210	1,046
City of Atlanta, Urban Redev. Agcy., Rev. Bonds (Atlanta Beltline Trail Completion Project), Series 2021, 3.875% 7/1/2051 ²	2,470	2,076
City of Atlanta, Water and Wastewater Rev. and Rev. Ref. Bonds, Series 2018-B, 4.00% 11/1/2034	1,960	2,020
City of Atlanta, Water and Wastewater Rev. and Rev. Ref. Bonds, Series 2018-B, 4.00% 11/1/2035	1,910	1,964
City of Atlanta, Water and Wastewater Rev. and Rev. Ref. Bonds, Series 2018-B, 4.00% 11/1/2036	1,000	1,024
City of Atlanta, Water and Wastewater Rev. and Rev. Ref. Bonds, Series 2018-B, 4.00% 11/1/2038	5,250	5,334
City of Atlanta, Water and Wastewater Rev. Bonds, Series 2001-A, National insured, 5.50% 11/1/2027	4,450	4,728
City of Atlanta, Water and Wastewater Rev. Ref. Bonds, Series 2015, 5.00% 11/1/2032	3,925	4,024
City of Atlanta, Water and Wastewater Rev. Ref. Bonds, Series 2019, 4.00% 11/1/2033	1,000	1,053
City of Atlanta, Water and Wastewater Rev. Ref. Bonds, Series 2019, 4.00% 11/1/2034	2,000	2,101
City of Atlanta, Water and Wastewater Rev. Ref. Bonds, Series 2015, 5.00% 11/1/2040	17,280	17,555
Augusta Dev. Auth., Rev. Bonds (AU Health System, Inc. Project), Series 2018, 4.00% 7/1/2039	850	844
County of Baldwin and City of Milledgeville, Dev. Auth., Rev. Bonds (Georgia College & State University Projects), Series 2021, 5.00% 6/15/2024	280	282
County of Baldwin and City of Milledgeville, Dev. Auth., Rev. Bonds (Georgia College & State University Projects), Series 2021, 5.00% 6/15/2025	215	220
County of Baldwin and City of Milledgeville, Dev. Auth., Rev. Bonds (Georgia College & State University Projects), Series 2021, 5.00% 6/15/2026	450	470
County of Baldwin and City of Milledgeville, Dev. Auth., Rev. Bonds (Georgia College & State University Projects), Series 2021, 5.00% 6/15/2027	155	165
County of Baldwin and City of Milledgeville, Dev. Auth., Rev. Bonds (Georgia College & State University Projects), Series 2021, 5.00% 6/15/2028	190	206
County of Baldwin and City of Milledgeville, Dev. Auth., Rev. Bonds (Georgia College & State University Projects), Series 2021, 5.00% 6/15/2029	165	182
County of Baldwin and City of Milledgeville, Dev. Auth., Rev. Bonds (Georgia College & State University Projects), Series 2021, 5.00% 6/15/2034	1,000	1,134
County of Baldwin and City of Milledgeville, Dev. Auth., Rev. Bonds (Georgia College & State University Projects), Series 2021, 5.00% 6/15/2035	1,000	1,130
County of Baldwin and City of Milledgeville, Dev. Auth., Rev. Bonds (Georgia College & State University Projects), Series 2021, 4.00% 6/15/2036	1,000	1,041
County of Baldwin and City of Milledgeville, Dev. Auth., Rev. Bonds (Georgia College & State University Projects), Series 2021, 4.00% 6/15/2037	1,500	1,550

The Tax-Exempt Bond Fund of America (continued)

Bonds, notes & other debt instruments (continued)	Principal amount (000)	Value (000)
Georgia (continued)		
Counties of Bleckley and Dodge, Joint Dev. Auth., Rev. Ref. Bonds (USG Real Estate Foundation VII, LLC Project), Series 2018, 5.00% 7/1/2034	USD1,410	\$ 1,515
Counties of Bleckley and Dodge, Joint Dev. Auth., Rev. Ref. Bonds (USG Real Estate Foundation VII, LLC Project), Series 2018, 5.00% 7/1/2035	1,580	1,695
Counties of Bleckley and Dodge, Joint Dev. Auth., Rev. Ref. Bonds (USG Real Estate Foundation VII, LLC Project), Series 2018, 5.00% 7/1/2036	1,230	1,309
Counties of Bleckley and Dodge, Joint Dev. Auth., Rev. Ref. Bonds (USG Real Estate Foundation VII, LLC Project), Series 2018, 5.00% 7/1/2037	1,075	1,136
County of Burke, Dev. Auth., Pollution Control Rev. Bonds (Georgia Power Co. Plant Vogtle Project), Series 1995-5, 2.20% 10/1/2032	3,065	2,560
County of Burke, Dev. Auth., Pollution Control Rev. Bonds (Georgia Power Co. Plant Vogtle Project), Series 2013, 2.925% 11/1/2053 (put 3/12/2024)	12,420	12,402
County of Burke, Dev. Auth., Pollution Control Rev. Bonds (Georgia Transmission Corp. Vogtle Project), Series 2012, 2.75% 1/1/2052	32,525	22,843
County of Burke, Dev. Auth., Pollution Control Rev. Bonds (Oglethorpe Power Corp. Vogtle Project), Series 2013-A, 1.50% 1/1/2040 (put 2/3/2025)	9,515	9,160
County of Burke, Dev. Auth., Pollution Control Rev. Bonds (Oglethorpe Power Corp. Vogtle Project), Series 2017-C, 4.125% 11/1/2045	5,000	4,739
County of Cobb, Dev. Auth., Parking and Dining Hall Lease Rev. Ref. Bonds (Kennesaw State University Real Estate Foundations Projects), Series 2017, 5.00% 7/15/2030	500	540
County of Cobb, Dev. Auth., Parking and Dining Hall Lease Rev. Ref. Bonds (Kennesaw State University Real Estate Foundations Projects), Series 2017, 5.00% 7/15/2033	1,370	1,473
County of Cobb, Kennestone Hospital Auth., Rev. Anticipation Certs. (Wellstar Health System, Inc. Project), Series 2022-A, 4.00% 4/1/2052	13,280	12,677
County of Columbia, Hospital Auth., Rev. Anticipation Certs. (Wellstar Health System, Inc. Project), Series 2023-A, 5.125% 4/1/2053	2,750	2,948
City of Dahlonega, Downtown Dev. Auth., Rev. Ref. Bonds (North Georgia Mac, LLC Project), Series 2017, 5.00% 7/1/2036	1,500	1,588
City of Dalton, Combined Utilities Rev. Bonds, Series 2020, 5.00% 3/1/2030	1,000	1,104
City of Dalton, Combined Utilities Rev. Bonds, Series 2020, 5.00% 3/1/2031	1,000	1,103
City of Dalton, Combined Utilities Rev. Bonds, Series 2020, 5.00% 3/1/2032	1,000	1,103
City of Dalton, Combined Utilities Rev. Bonds, Series 2020, 4.00% 3/1/2036	1,000	1,031
City of Dalton, Combined Utilities Rev. Bonds, Series 2020, 4.00% 3/1/2038	1,000	1,014
City of Dalton, Combined Utilities Rev. Bonds, Series 2020, 4.00% 3/1/2039	1,000	1,009
City of Dalton, Combined Utilities Rev. Bonds, Series 2020, 4.00% 3/1/2040	1,000	1,006
City of Dalton, Combined Utilities Rev. Bonds, Series 2020, 4.00% 3/1/2041	1,000	1,002
County of Fayette, Hospital Auth., Rev. Anticipation Certs. (Piedmont Healthcare, Inc. Project), Series 2019-A, 5.00% 7/1/2054 (put 7/1/2024)	4,140	4,145
County of Fulton, Dev. Auth., Multi Family Housing Rev. Bonds (Jonesboro Road Senior Village), Series 2022-B, 3.00% 10/1/2025 (put 10/1/2024)	3,025	3,012
Hospital Auth. of Hall County and City of Gainesville, Rev. Anticipation Certs. (Northeast Georgia Health System, Inc. Project), Series 2014-A, 5.25% 8/15/2049 (preref. 2/15/2025)	7,150	7,312
County of Gwinnett, Dev. Auth., Certs. of Part. (Gwinnett County Public Schools Project), Series 2006, National insured, 5.25% 1/1/2025	2,500	2,548
County of Gwinnett, Dev. Auth., Rev. Ref. Bonds (Georgia Gwinnett College Student Housing Project), Series 2017-A, 5.00% 7/1/2031	1,000	1,065
County of Gwinnett, Dev. Auth., Rev. Ref. Bonds (Georgia Gwinnett College Student Housing Project), Series 2017-A, 5.00% 7/1/2034	1,500	1,591
County of Gwinnett, Dev. Auth., Rev. Ref. Bonds (Georgia Gwinnett College Student Housing Project), Series 2017-A, 5.00% 7/1/2036	5,405	5,694
Higher Education Facs. Auth., Rev. Ref. Bonds (USG Real Estate Foundation I, LLC Project), Series 2015, 5.00% 6/15/2030	2,250	2,298
Higher Education Facs. Auth., Rev. Ref. Bonds (USG Real Estate Foundation II, LLC Project), Series 2019, 5.00% 6/15/2034	1,125	1,238
Higher Education Facs. Auth., Rev. Ref. Bonds (USG Real Estate Foundation II, LLC Project), Series 2019, 5.00% 6/15/2035	1,250	1,372
Higher Education Facs. Auth., Rev. Ref. Bonds (USG Real Estate Foundation III, LLC Project), Series 2020, 5.00% 6/15/2028	1,800	1,961
Housing and Fin. Auth., Single Family Mortgage Bonds, Series 2015-A-1, 3.50% 6/1/2045	115	114
Housing and Fin. Auth., Single Family Mortgage Bonds, Series 2016-A-1, 3.50% 12/1/2046	330	327
Housing and Fin. Auth., Single Family Mortgage Bonds, Series 2020-A, 4.00% 6/1/2050	1,905	1,903
County of Houston, Hospital Auth., Rev. Bonds (Houston Hospital, Inc.), Series 2016-B, 5.00% 10/1/2031 (preref. 4/1/2024) ³	1,020	1,022

The Tax-Exempt Bond Fund of America (continued)

Bonds, notes & other debt instruments (continued)

	Principal amount (000)	Value (000)
Georgia (continued)		
Main Street Natural Gas, Inc., Gas Project Rev. Bonds, Series 2007-A, 5.50% 9/15/2028	USD1,000	\$ 1,066
Main Street Natural Gas, Inc., Gas Supply Rev. Bonds, Series 2019-A, 5.00% 5/15/2043	1,140	1,173
Main Street Natural Gas, Inc., Gas Supply Rev. Bonds, Series 2021-C, 4.00% 5/1/2052 (put 12/1/2028)	5,305	5,320
Main Street Natural Gas, Inc., Gas Supply Rev. Bonds, Series 2021-A, 4.00% 7/1/2052 (put 9/1/2027)	5,000	5,024
Main Street Natural Gas, Inc., Gas Supply Rev. Bonds, Series 2022-A, 4.00% 9/1/2052 (put 12/1/2029)	10,000	10,013
Main Street Natural Gas, Inc., Gas Supply Rev. Bonds, Series 2023-A, 5.00% 6/1/2053 (put 6/1/2030)	11,560	12,223
Main Street Natural Gas, Inc., Gas Supply Rev. Bonds, Series 2023-B, 5.00% 7/1/2053 (put 3/1/2030)	44,055	46,734
Main Street Natural Gas, Inc., Gas Supply Rev. Bonds, Series 2023-C, 5.00% 9/1/2053 (put 12/1/2029)	32,550	34,640
Main Street Natural Gas, Inc., Gas Supply Rev. Bonds, Series 2023-E, 5.00% 12/1/2053 (put 6/1/2031)	32,100	34,352
Main Street Natural Gas, Inc., Gas Supply Rev. Bonds, Series 2024-A, 5.00% 5/1/2054 (put 9/1/2031)	40,785	43,671
Medical Center Hospital Auth., Rev. Anticipation Certs. (Piedmont Healthcare, Inc. Project), Series 2019-B, 5.00% 7/1/2054 (put 7/1/2029)	3,555	3,839
County of Monroe, Dev. Auth., Pollution Control Rev. Bonds (Georgia Power Co. Plant Scherer Project), Series 2009-1, 1.00% 7/1/2049 (put 8/1/2026)	2,000	1,814
County of Monroe, Dev. Auth., Pollution Control Rev. Bonds (Oglethorpe Power Corp. Scherer Project), Series 2013-A, 1.50% 1/1/2039 (put 2/3/2025)	5,215	5,020
Municipal Electric Auth., General Resolution Projects Bonds, Series 2021-A, 5.00% 1/1/2034	1,500	1,705
Municipal Electric Auth., General Resolution Projects Bonds, Series 2021-A, 5.00% 1/1/2035	1,250	1,417
Municipal Electric Auth., General Resolution Projects Bonds, Series 2021-A, 5.00% 1/1/2036	875	987
Municipal Electric Auth., Plant Vogtle Units 3 and 4 Project J Bonds, Series 2019-A, 5.00% 1/1/2034	8,250	8,754
Municipal Electric Auth., Plant Vogtle Units 3 and 4 Project J Bonds, Series 2021-A, Assured Guaranty Municipal insured, 4.00% 1/1/2040	720	730
Municipal Electric Auth., Plant Vogtle Units 3 and 4 Project J Bonds, Series 2021-A, Assured Guaranty Municipal insured, 4.00% 1/1/2051	2,345	2,191
Municipal Electric Auth., Plant Vogtle Units 3 and 4 Project J Bonds, Series 2021-A, Assured Guaranty Municipal insured, 5.00% 1/1/2056	8,750	8,972
Municipal Electric Auth., Plant Vogtle Units 3 and 4 Project J Bonds, Series 2015-A, 5.50% 7/1/2060	11,250	11,349
Municipal Electric Auth., Plant Vogtle Units 3 and 4 Project J Bonds, Series 2021-A, Assured Guaranty Municipal insured, 5.00% 1/1/2062	4,500	4,649
Municipal Electric Auth., Plant Vogtle Units 3 and 4 Project M Bonds, Series 2019-A, 5.00% 1/1/2026	400	415
Municipal Electric Auth., Plant Vogtle Units 3 and 4 Project M Bonds, Series 2021-A, Assured Guaranty Municipal insured, 4.00% 1/1/2040	800	811
Municipal Electric Auth., Plant Vogtle Units 3 and 4 Project M Bonds, Series 2019-A, 5.00% 1/1/2056	5,000	5,084
Municipal Electric Auth., Plant Vogtle Units 3 and 4 Project M Bonds, Series 2021-A, Assured Guaranty Municipal insured, 5.00% 1/1/2062	2,000	2,070
Municipal Electric Auth., Plant Vogtle Units 3 and 4 Project P Bonds, Series 2021-A, 4.00% 1/1/2046	1,320	1,245
Municipal Electric Auth., Plant Vogtle Units 3 and 4 Project P Bonds, Series 2019-B, 5.00% 1/1/2048	5,000	5,104
Municipal Electric Auth., Plant Vogtle Units 3 and 4 Project P Bonds, Series 2021-A, 5.00% 1/1/2063	800	815
Municipal Electric Auth., Project One Bonds, Series 2019-A, 5.00% 1/1/2032	1,450	1,569
Municipal Electric Auth., Project One Bonds, Series 2019-A, 5.00% 1/1/2033	1,200	1,299
Municipal Electric Auth., Project One Bonds, Series 2021-A, 5.00% 1/1/2034	13,635	15,499
Municipal Electric Auth., Project One Bonds, Series 2019-A, 5.00% 1/1/2035	1,855	1,999
Municipal Electric Auth., Project One Bonds, Series 2019-A, 5.00% 1/1/2037	2,240	2,393
Municipal Electric Auth., Project One Bonds, Series 2021-A, 5.00% 1/1/2038	2,000	2,208
Municipal Electric Auth., Project One Bonds, Series 2019-A, 5.00% 1/1/2039	1,215	1,281
Municipal Electric Auth., Project One Bonds, Series 2019-A, 5.00% 1/1/2044	8,460	8,793
Municipal Electric Auth., Project One Bonds, Series 2021-A, 5.00% 1/1/2046	6,710	7,139
Municipal Electric Auth., Project One Bonds, Series 2019-A, 4.00% 1/1/2049	4,000	3,809
Municipal Electric Auth., Project One Bonds, Series 2021-A, 4.00% 1/1/2051	7,000	6,541
County of Paulding, Hospital Auth., Rev. Anticipation Certs. (Wellstar Health System, Inc.), Series 2022-A, 4.00% 4/1/2041	1,000	1,008
Private Colleges and Universities Auth., Rev. Bonds (The Savannah College of Art and Design Projects), Series 2014, 5.00% 4/1/2026 (preref. 4/1/2024)	4,500	4,513
Private Colleges and Universities Auth., Rev. Bonds (The Savannah College of Art and Design Projects), Series 2014, 5.00% 4/1/2029 (preref. 4/1/2024)	1,250	1,254
Private Colleges and Universities Auth., Rev. Bonds (The Savannah College of Art and Design Projects), Series 2014, 5.00% 4/1/2033 (preref. 4/1/2024)	1,000	1,003
Private Colleges and Universities Auth., Rev. Bonds (The Savannah College of Art and Design Projects), Series 2014, 5.00% 4/1/2044 (preref. 4/1/2024)	2,655	2,663
County of Richmond, Hospital Auth., Rev. Anticipation Certs. (University Health Services, Inc. Project), Series 2016, 5.00% 1/1/2028	1,135	1,179
South Regional Joint Dev. Auth., Rev. Ref. Bonds (Valdosta State University Parking and Student Service Center Project), Series 2016-A, 5.00% 8/1/2038	2,500	2,576

The Tax-Exempt Bond Fund of America (continued)

Bonds, notes & other debt instruments (continued)	Principal amount (000)	Value (000)
Georgia (continued)		
County of Spalding, Griffin-Spalding County Hospital Auth., Rev. Anticipation Certs. (Wellstar Health System, Inc. Project), Series 2017-A, 3.75% 4/1/2047	USD1,335	\$ 1,173
City of Valdosta, Housing Auth., Multi Family Housing Rev. Bonds (TISHCO Rural Rental Housing Portfolio Project), Series 2022, 1.25% 2/1/2025 (put 2/1/2024)	1,155	1,155
City of Villa Rica, Downtown Dev. Auth., Multi Family Housing Rev. Bonds (Arbours at Villa Rica Project), Series 2022, 1.25% 8/1/2025 (put 8/1/2024)	8,900	8,776
		<u>588,341</u>
Guam 0.16%		
Business Privilege Tax Bonds, Series 2015-D, 5.00% 11/15/2039	5,110	5,174
Business Privilege Tax Rev. Ref. Bonds, Series 2021-F, 5.00% 1/1/2028	665	701
Business Privilege Tax Rev. Ref. Bonds, Series 2015-D, 5.00% 11/15/2028	3,000	3,071
Business Privilege Tax Rev. Ref. Bonds, Series 2021-F, 5.00% 1/1/2029	1,750	1,866
Business Privilege Tax Rev. Ref. Bonds, Series 2015-D, 5.00% 11/15/2031	1,000	1,022
Business Privilege Tax Rev. Ref. Bonds, Series 2021-F, 4.00% 1/1/2036	5,000	5,060
Business Privilege Tax Rev. Ref. Bonds, Series 2021-F, 4.00% 1/1/2042	5,820	5,639
Hotel Occupancy Tax Rev. Ref. Bonds, Series 2021-A, 5.00% 11/1/2035	1,000	1,076
Limited Obligation Bonds (Section 30), Series 2016-A, 5.00% 12/1/2031	1,000	1,030
Limited Obligation Bonds (Section 30), Series 2016-A, 5.00% 12/1/2033	1,400	1,444
Limited Obligation Bonds (Section 30), Series 2016-A, 5.00% 12/1/2046	1,000	994
Limited Obligation Rev. Ref. Bonds (Section 30), Series 2016-A, 5.00% 12/1/2027	2,615	2,702
Port Auth., Port Rev. Bonds, Series 2018-A, 5.00% 7/1/2048	3,245	3,315
Power Auth., Rev. Bonds, Series 2014-A, Assured Guaranty Municipal insured, 5.00% 10/1/2024	745	750
Power Auth., Rev. Bonds, Series 2014-A, Assured Guaranty Municipal insured, 5.00% 10/1/2028	400	404
Power Auth., Rev. Bonds, Series 2014-A, Assured Guaranty Municipal insured, 5.00% 10/1/2039	500	504
Power Auth., Rev. Bonds, Series 2014-A, Assured Guaranty Municipal insured, 5.00% 10/1/2044	750	754
Power Auth., Rev. Ref. Bonds, Series 2017-A, 5.00% 10/1/2035	1,885	1,973
		<u>37,479</u>
Hawaii 0.47%		
Airports System Rev. Bonds, Series 2018-D, 5.00% 7/1/2030	4,960	5,671
Airports System Rev. Bonds, Series 2020-C, 5.00% 7/1/2050	10,295	11,045
Airports System Rev. Ref. Bonds, Series 2020-D, 4.00% 7/1/2036	3,770	3,926
Dept. of Budget and Fin., Special Purpose Rev. Ref. Bonds (Hawaiian Electric Co., Inc.), Series 2019, 3.20% 7/1/2039	10,080	6,834
Harbor System Rev. Bonds, Series 2020-C, 4.00% 7/1/2037	600	623
Harbor System Rev. Bonds, Series 2020-C, 4.00% 7/1/2038	875	900
Harbor System Rev. Bonds, Series 2020-C, 4.00% 7/1/2040	425	433
City and County of Honolulu, G.O. Rev. Ref. Bonds, Series 2022-A, 5.00% 11/1/2029	2,750	3,121
City and County of Honolulu, Multifamily Housing Rev. Bonds (Maunakea Tower Apartments), Series 2023, 5.00% 6/1/2027 (put 6/1/2026)	11,500	11,905
City and County of Honolulu, Wastewater System Rev. Bonds (First Bond Resolution), Series 2015-B, 5.00% 7/1/2026	1,000	1,027
City and County of Honolulu, Wastewater System Rev. Bonds (First Bond Resolution), Series 2016-A, 5.00% 7/1/2029	1,000	1,049
City and County of Honolulu, Wastewater System Rev. Bonds (First Bond Resolution), Series 2016-A, 5.00% 7/1/2030	2,725	2,859
City and County of Honolulu, Wastewater System Rev. Bonds (First Bond Resolution), Series 2016-A, 5.00% 7/1/2032	1,000	1,049
City and County of Honolulu, Wastewater System Rev. Bonds (First Bond Resolution), Series 2016-A, 5.00% 7/1/2033	1,650	1,730
City and County of Honolulu, Wastewater System Rev. Bonds (First Bond Resolution), Series 2016-A, 5.00% 7/1/2034	1,140	1,195
City and County of Honolulu, Wastewater System Rev. Bonds (First Bond Resolution), Series 2016-B, 5.00% 7/1/2035	3,750	3,925
City and County of Honolulu, Wastewater System Rev. Bonds (First Bond Resolution), Series 2018-A, 5.00% 7/1/2035	4,935	5,343
City and County of Honolulu, Wastewater System Rev. Bonds (First Bond Resolution), Series 2019-A, 4.00% 7/1/2036	2,100	2,188
City and County of Honolulu, Wastewater System Rev. Bonds (First Bond Resolution), Series 2016-B, 5.00% 7/1/2036	2,500	2,610

The Tax-Exempt Bond Fund of America (continued)

Bonds, notes & other debt instruments (continued)	Principal amount (000)	Value (000)
Hawaii (continued)		
City and County of Honolulu, Wastewater System Rev. Bonds (First Bond Resolution), Series 2018-A, 5.00% 7/1/2036	USD2,500	\$ 2,698
City and County of Honolulu, Wastewater System Rev. Bonds (First Bond Resolution), Series 2016-B, 5.00% 7/1/2037	2,745	2,857
City and County of Honolulu, Wastewater System Rev. Bonds (First Bond Resolution), Series 2018-A, 5.00% 7/1/2037	4,270	4,586
City and County of Honolulu, Wastewater System Rev. Bonds (First Bond Resolution), Series 2019-A, 4.00% 7/1/2044	2,000	2,012
City and County of Honolulu, Wastewater System Rev. Bonds (First Bond Resolution), Series 2018-A, 5.00% 7/1/2047	8,750	9,209
City and County of Honolulu, Wastewater System Rev. Green Bonds (First Bond Resolution), Series 2023, 5.00% 7/1/2048	3,000	3,312
City and County of Honolulu, Wastewater System Rev. Green Bonds (First Bond Resolution), Series 2023, 5.25% 7/1/2053	1,375	1,536
City and County of Honolulu, Wastewater System Rev. Ref. Bonds (First Bond Resolution), Series 2019-B, 4.00% 7/1/2035	3,500	3,675
City and County of Honolulu, Wastewater System Rev. Ref. Bonds (First Bond Resolution), Series 2019-B, 4.00% 7/1/2037	6,190	6,409
City and County of Honolulu, Wastewater System Rev. Ref. Bonds (First Bond Resolution), Series 2019-B, 4.00% 7/1/2038	7,000	7,191
		<u>110,918</u>
Idaho 0.28%		
Health Facs. Auth., Hospital Rev. Bonds (Trinity Health Credit Group), Series 2017-A, 5.00% 12/1/2042	1,115	1,158
Health Facs. Auth., Hospital Rev. Bonds (Trinity Health Credit Group), Series 2017-A, 5.00% 12/1/2047	5,750	5,891
Health Facs. Auth., Rev. Bonds (Kootenai Health Project), Series 2014-A, 4.375% 7/1/2034	1,750	1,757
Health Facs. Auth., Rev. Bonds (Kootenai Health Project), Series 2014-A, 4.75% 7/1/2044	5,750	5,738
Health Facs. Auth., Rev. Bonds (Kootenai Health Project), Series 2017-A, 5.00% 7/1/2047	13,680	14,015
Health Facs. Auth., Rev. Bonds (St. Luke's Health System Project), Series 2021-A, 5.00% 3/1/2032	315	360
Health Facs. Auth., Rev. Bonds (St. Luke's Health System Project), Series 2021-A, 4.00% 3/1/2034	400	411
Health Facs. Auth., Rev. Bonds (St. Luke's Health System Project), Series 2021-A, 4.00% 3/1/2041	850	827
Health Facs. Auth., Rev. Bonds (St. Luke's Health System Project), Series 2021-A, 4.00% 3/1/2046	6,300	6,048
Health Facs. Auth., Rev. Bonds (St. Luke's Health System Project), Series 2021-A, 4.00% 3/1/2051	4,500	4,192
Housing and Fin. Assn., Grant and Rev. Anticipation Bonds (Federal Highway Trust Fund), Series 2021-A, 4.00% 7/15/2038	2,065	2,107
Housing and Fin. Assn., Grant and Rev. Anticipation Bonds (Federal Highway Trust Fund), Series 2021-A, 4.00% 7/15/2039	3,445	3,496
Housing and Fin. Assn., Sales Tax Rev. Bonds (Transportation Expansion and Congestion Mitigation Fund), Series 2023-A, 5.00% 8/15/2036	1,000	1,180
Housing and Fin. Assn., Sales Tax Rev. Bonds (Transportation Expansion and Congestion Mitigation Fund), Series 2022-A, 5.00% 8/15/2047	5,000	5,504
Housing and Fin. Assn., Single Family Mortgage Bonds, Series 2019-A, 4.00% 1/1/2050	2,400	2,394
Housing and Fin. Assn., Single Family Mortgage Bonds, Series 2023-C, 5.75% 1/1/2053	9,970	10,879
		<u>65,957</u>
Illinois 10.50%		
Build Illinois Bonds, Sales Tax Rev. Bonds, Series 2013, 5.00% 6/15/2026	5,000	5,006
Build Illinois Bonds, Sales Tax Rev. Bonds, Series 2018-B, 5.00% 6/15/2033	3,500	3,731
Build Illinois Bonds, Sales Tax Rev. Ref. Bonds, Series 2016-D, 5.00% 6/15/2025	2,135	2,188
Build Illinois Bonds, Sales Tax Rev. Ref. Bonds, Series 2016-D, 5.00% 6/15/2026	1,010	1,054
Build Illinois Bonds, Sales Tax Rev. Ref. Bonds, Series 2016-C, 4.00% 6/15/2027	5,500	5,607
Build Illinois Bonds, Sales Tax Rev. Ref. Bonds, Series 2016-C, BAM insured, 4.00% 6/15/2027	1,250	1,267
Build Illinois Bonds, Sales Tax Rev. Ref. Bonds, Series 2021-C, 5.00% 6/15/2027	1,000	1,065
Build Illinois Bonds, Sales Tax Rev. Ref. Bonds, Series 2016-D, 5.00% 6/15/2029	3,500	3,631
City of Chicago, Board of Education, Unlimited Tax G.O. Bonds (Dedicated Rev.), Series 2021-A, 5.00% 12/1/2032	4,775	5,047
City of Chicago, Board of Education, Unlimited Tax G.O. Bonds (Dedicated Rev.), Series 2021-A, 5.00% 12/1/2035	2,060	2,161
City of Chicago, Board of Education, Unlimited Tax G.O. Bonds (Dedicated Rev.), Series 2021-A, 5.00% 12/1/2036	1,510	1,576

The Tax-Exempt Bond Fund of America (continued)

Bonds, notes & other debt instruments (continued)

	Principal amount (000)	Value (000)
Illinois (continued)		
City of Chicago, Board of Education, Unlimited Tax G.O. Bonds (Dedicated Rev.), Series 2021-A, 5.00% 12/1/2038	USD945	\$ 974
City of Chicago, Board of Education, Unlimited Tax G.O. Bonds (Dedicated Rev.), Series 2021-A, 5.00% 12/1/2039	5,500	5,667
City of Chicago, Board of Education, Unlimited Tax G.O. Bonds (Dedicated Rev.), Series 2015-C, 5.25% 12/1/2039	3,000	2,989
City of Chicago, Board of Education, Unlimited Tax G.O. Bonds (Dedicated Rev.), Series 2021-A, 5.00% 12/1/2040	1,000	1,027
City of Chicago, Board of Education, Unlimited Tax G.O. Bonds (Dedicated Rev.), Series 2021-A, 5.00% 12/1/2041	925	946
City of Chicago, Board of Education, Unlimited Tax G.O. Bonds (Dedicated Rev.), Series 2018-D, 5.00% 12/1/2046	10,000	10,025
City of Chicago, Board of Education, Unlimited Tax G.O. Bonds (Dedicated Rev.), Series 2016-B, 6.50% 12/1/2046	1,350	1,415
City of Chicago, Board of Education, Unlimited Tax G.O. Bonds (Dedicated Rev.), Series 2017-A, 7.00% 12/1/2046 ²	28,810	31,275
City of Chicago, Board of Education, Unlimited Tax G.O. Bonds (Dedicated Rev.), Series 2023-A, 6.00% 12/1/2049	8,580	9,446
City of Chicago, Board of Education, Unlimited Tax G.O. Rev. Ref. Bonds (Dedicated Rev.), Series 2018-A, Assured Guaranty Municipal insured, 5.00% 12/1/2024	4,075	4,117
City of Chicago, Board of Education, Unlimited Tax G.O. Rev. Ref. Bonds (Dedicated Rev.), Series 2017-C, 5.00% 12/1/2025	1,000	1,017
City of Chicago, Board of Education, Unlimited Tax G.O. Rev. Ref. Bonds (Dedicated Rev.), Series 2018-A, 5.00% 12/1/2025	3,445	3,504
City of Chicago, Board of Education, Unlimited Tax G.O. Rev. Ref. Bonds (Dedicated Rev.), Series 2018-A, Assured Guaranty Municipal insured, 5.00% 12/1/2025	1,625	1,660
City of Chicago, Board of Education, Unlimited Tax G.O. Rev. Ref. Bonds (Dedicated Rev.), Series 2005-A, AMBAC insured, 5.50% 12/1/2025	2,495	2,554
City of Chicago, Board of Education, Unlimited Tax G.O. Rev. Ref. Bonds (Dedicated Rev.), Series 2017-C, 5.00% 12/1/2026	2,570	2,646
City of Chicago, Board of Education, Unlimited Tax G.O. Rev. Ref. Bonds (Dedicated Rev.), Series 2018-A, Assured Guaranty Municipal insured, 5.00% 12/1/2026	2,905	2,991
City of Chicago, Board of Education, Unlimited Tax G.O. Rev. Ref. Bonds (Dedicated Rev.), Series 2017-C, 5.00% 12/1/2027	3,500	3,639
City of Chicago, Board of Education, Unlimited Tax G.O. Rev. Ref. Bonds (Dedicated Rev.), Series 2018-A, Assured Guaranty Municipal insured, 5.00% 12/1/2027	1,500	1,560
City of Chicago, Board of Education, Unlimited Tax G.O. Rev. Ref. Bonds (Dedicated Rev.), Series 2018-C, Assured Guaranty Municipal insured, 5.00% 12/1/2028	9,000	9,593
City of Chicago, Board of Education, Unlimited Tax G.O. Rev. Ref. Bonds (Dedicated Rev.), Series 2018-C, Assured Guaranty Municipal insured, 5.00% 12/1/2029	7,000	7,463
City of Chicago, Board of Education, Unlimited Tax G.O. Rev. Ref. Bonds (Dedicated Rev.), Series 2017-C, 5.00% 12/1/2030	4,000	4,090
City of Chicago, Board of Education, Unlimited Tax G.O. Rev. Ref. Bonds (Dedicated Rev.), Series 2005-A, AMBAC insured, 5.50% 12/1/2030	3,255	3,512
City of Chicago, Board of Education, Unlimited Tax G.O. Rev. Ref. Bonds (Dedicated Rev.), Series 2018-A, 5.00% 12/1/2033	1,660	1,705
City of Chicago, Board of Education, Unlimited Tax G.O. Rev. Ref. Bonds (Dedicated Rev.), Series 2017-C, 5.00% 12/1/2034	11,840	12,075
City of Chicago, Board of Education, Unlimited Tax G.O. Rev. Ref. Bonds (Dedicated Rev.), Series 2017-G, 5.00% 12/1/2034	10,000	10,197
City of Chicago, Board of Education, Unlimited Tax G.O. Rev. Ref. Bonds (Dedicated Rev.), Series 2012-B, 4.00% 12/1/2035	7,500	7,412
City of Chicago, Board of Education, Unlimited Tax G.O. Rev. Ref. Bonds (Dedicated Rev.), Series 2022-B, 4.00% 12/1/2035	2,240	2,224
City of Chicago, Board of Education, Unlimited Tax G.O. Rev. Ref. Bonds (Dedicated Rev.), Series 2018-A, Assured Guaranty Municipal insured, 5.00% 12/1/2035	4,660	4,761
City of Chicago, Board of Education, Unlimited Tax G.O. Rev. Ref. Bonds (Dedicated Rev.), Series 2022-B, 4.00% 12/1/2041	31,955	29,660
City of Chicago, Board of Education, Unlimited Tax G.O. Rev. Ref. Bonds (Dedicated Rev.), Series 2022-A, 4.00% 12/1/2042	3,375	3,100
City of Chicago, Board of Education, Unlimited Tax G.O. Rev. Ref. Bonds (Dedicated Rev.), Series 2017-B, 7.00% 12/1/2042 ²	18,115	19,802

The Tax-Exempt Bond Fund of America (continued)

Bonds, notes & other debt instruments (continued)	Principal amount (000)	Value (000)
Illinois (continued)		
City of Chicago, Board of Education, Unlimited Tax G.O. Rev. Ref. Bonds (Dedicated Rev.), Series 2017-G, 5.00% 12/1/2044	USD1,000	\$ 1,005
City of Chicago, Board of Education, Unlimited Tax G.O. Rev. Ref. Bonds (Dedicated Rev.), Series 2017-H, 5.00% 12/1/2046	27,590	27,639
City of Chicago, Board of Education, Unlimited Tax G.O. Rev. Ref. Bonds (Dedicated Rev.), Series 2022-A, 4.00% 12/1/2047	16,215	14,156
City of Chicago, Board of Education, Unlimited Tax G.O. Rev. Ref. Bonds (Dedicated Rev.), Capital Appreciation Bonds, Series 1998-B-1, National insured, 0% 12/1/2024	600	581
City of Chicago, Board of Education, Unlimited Tax G.O. Rev. Ref. Bonds (Dedicated Rev.), Capital Appreciation Bonds, Series 2019-A, 0% 12/1/2025	15,440	14,383
City of Chicago, Board of Education, Unlimited Tax G.O. Rev. Ref. Bonds (Dedicated Rev.), Capital Appreciation Bonds, Series 2019-A, 0% 12/1/2027	415	357
City of Chicago, Board of Education, Unlimited Tax G.O. Rev. Ref. Bonds (Dedicated Rev.), Capital Appreciation Bonds, Series 1998-B-1, National insured, 0% 12/1/2028	6,720	5,583
City of Chicago, Chicago Midway Airport, Rev. and Rev. Ref. Bonds, Series 2016-B, 5.00% 1/1/2036	3,500	3,589
City of Chicago, Chicago Midway Airport, Rev. and Rev. Ref. Bonds, Series 2016-B, 5.00% 1/1/2037	4,215	4,313
City of Chicago, Chicago Midway Airport, Rev. and Rev. Ref. Bonds, Series 2016-B, 5.00% 1/1/2041	12,000	12,207
City of Chicago, Chicago Midway Airport, Rev. and Rev. Ref. Bonds, Series 2016-B, 5.00% 1/1/2046	5,445	5,508
City of Chicago, Chicago Midway Airport, Rev. Ref. Bonds, Series 2014-B, 5.00% 1/1/2026	1,010	1,010
City of Chicago, Chicago Midway Airport, Rev. Ref. Bonds, Series 2014-B, 5.00% 1/1/2034	5,000	5,001
City of Chicago, Chicago Midway Airport, Rev. Ref. Bonds, Series 2013-B, 5.25% 1/1/2034	3,000	3,001
City of Chicago, Chicago Midway Airport, Rev. Ref. Bonds, Series 2014-B, 5.00% 1/1/2035	9,680	9,681
City of Chicago, G.O. Bonds (City Colleges of Chicago Capital Improvement Project), Capital Appreciation Bonds, Series 1999, National insured, 0% 1/1/2026 (escrowed to maturity)	15,500	14,552
City of Chicago, G.O. Bonds, Series 2021-A, 5.00% 1/1/2033	10,000	10,928
City of Chicago, G.O. Bonds, Series 2021-B, 4.00% 1/1/2038 ²	17,112	17,091
City of Chicago, G.O. Bonds (Chicago Works), Series 2023-A, 5.50% 1/1/2041	1,000	1,064
City of Chicago, G.O. Bonds (Chicago Works), Series 2023-A, 5.50% 1/1/2043	2,700	2,855
City of Chicago, G.O. Bonds, Capital Appreciation Bonds, Series 2008-C, 0% 1/1/2027 (escrowed to maturity)	3,000	2,734
City of Chicago, G.O. Project and Rev. Ref. Bonds, Series 2017-A, 5.625% 1/1/2031	5,430	5,683
City of Chicago, G.O. Project and Rev. Ref. Bonds, Series 2017-A, 6.00% 1/1/2038	8,160	8,549
City of Chicago, G.O. Project and Rev. Ref. Bonds, Capital Appreciation Bonds, Series 2008-C, 0% 1/1/2031	210	159
City of Chicago, G.O. Rev. Ref. Bonds, Series 2015-C, 5.00% 1/1/2025	4,250	4,299
City of Chicago, G.O. Rev. Ref. Bonds, Series 2020-A, 5.00% 1/1/2025	7,500	7,587
City of Chicago, G.O. Rev. Ref. Bonds, Series 2020-A, 5.00% 1/1/2026	5,000	5,132
City of Chicago, Housing Auth. Bonds, Series 2018-A, 5.00% 1/1/2032	2,000	2,129
City of Chicago, Housing Auth. Bonds, Series 2018-A, 5.00% 1/1/2036	1,250	1,325
City of Chicago, Housing Auth. Bonds, Series 2018-A, 5.00% 1/1/2038	6,150	6,454
City of Chicago, O'Hare International Airport, General Airport Rev. Bonds, Series 2017-D, 5.25% 1/1/2032	1,000	1,064
City of Chicago, O'Hare International Airport, General Airport Rev. Bonds, Series 2017-D, 5.00% 1/1/2052	5,000	5,117
City of Chicago, O'Hare International Airport, General Airport Rev. Bonds, Series 2018-B, 5.00% 1/1/2053	20,825	21,890
City of Chicago, O'Hare International Airport, General Airport Rev. Ref. Bonds, Series 2015-B, 5.00% 1/1/2031	5,260	5,336
City of Chicago, O'Hare International Airport, General Airport Rev. Ref. Bonds, Series 2015-B, 5.00% 1/1/2032	3,000	3,042
City of Chicago, O'Hare International Airport, General Airport Rev. Ref. Bonds, Series 2016-C, 5.00% 1/1/2032	500	517
City of Chicago, O'Hare International Airport, General Airport Rev. Ref. Bonds, Series 2016-C, 5.00% 1/1/2033	1,250	1,293
City of Chicago, O'Hare International Airport, General Airport Rev. Ref. Bonds, Series 2016-C, 5.00% 1/1/2034	1,000	1,034
City of Chicago, O'Hare International Airport, General Airport Rev. Ref. Bonds, Series 2016-C, 5.00% 1/1/2035	1,750	1,807
City of Chicago, O'Hare International Airport, General Airport Rev. Ref. Bonds, Series 2022-D, 4.00% 1/1/2044	3,975	3,972
City of Chicago, O'Hare International Airport, General Airport Rev. Ref. Bonds, Series 2015-D, 5.00% 1/1/2046	1,500	1,508
City of Chicago, Public Building Commission, Building Rev. Ref. Bonds (Chicago Transit Auth.), Series 2006, AMBAC insured, 5.25% 3/1/2025	1,000	1,019
City of Chicago, Public Building Commission, Building Rev. Ref. Bonds (Chicago Transit Auth.), Series 2006, AMBAC insured, 5.25% 3/1/2026	4,175	4,340
City of Chicago, Public Building Commission, Building Rev. Ref. Bonds (Chicago Transit Auth.), Series 2006, AMBAC insured, 5.25% 3/1/2027	1,000	1,062
City of Chicago, School Reform Board of Trustees of the Board of Education, Unlimited Tax G.O. Bonds (Dedicated Tax Rev.), Series 2012-A, 5.00% 12/1/2042	7,890	7,889
City of Chicago, School Reform Board of Trustees of the Board of Education, Unlimited Tax G.O. Bonds (Dedicated Tax Rev.), Series 2016-A, 7.00% 12/1/2044	24,995	26,106
City of Chicago, School Reform Board of Trustees of the Board of Education, Unlimited Tax G.O. Bonds (Dedicated Tax Rev.), Capital Appreciation Bonds, Series 1999-A, National insured, 0% 12/1/2025	1,030	961
City of Chicago, School Reform Board of Trustees of the Board of Education, Unlimited Tax G.O. Bonds (Dedicated Tax Rev.), Capital Appreciation Bonds, Series 2019-A, 0% 12/1/2026	3,700	3,316

The Tax-Exempt Bond Fund of America (continued)

Bonds, notes & other debt instruments (continued)

	Principal amount (000)	Value (000)
Illinois (continued)		
City of Chicago, School Reform Board of Trustees of the Board of Education, Unlimited Tax G.O. Bonds (Dedicated Tax Rev.), Capital Appreciation Bonds, Series 1999-A, National insured, 0% 12/1/2029	USD5,305	\$ 4,231
City of Chicago, School Reform Board of Trustees of the Board of Education, Unlimited Tax G.O. Bonds (Dedicated Tax Rev.), Capital Appreciation Bonds, Series 1998-B-1, National insured, 0% 12/1/2031	6,320	4,608
City of Chicago, School Reform Board of Trustees of the Board of Education, Unlimited Tax G.O. Bonds (Dedicated Tax Rev.), Capital Appreciation Bonds, Series 1999-A, National insured, 0% 12/1/2031	4,000	2,916
City of Chicago, Special Assessment Improvement Rev. Ref. Bonds (Lakeshore East Project), Series 2022, 2.27% 12/1/2024 ²	513	506
City of Chicago, Special Assessment Improvement Rev. Ref. Bonds (Lakeshore East Project), Series 2022, 2.53% 12/1/2025 ²	556	542
City of Chicago, Special Assessment Improvement Rev. Ref. Bonds (Lakeshore East Project), Series 2022, 2.69% 12/1/2026 ²	542	523
City of Chicago, Special Assessment Improvement Rev. Ref. Bonds (Lakeshore East Project), Series 2022, 2.87% 12/1/2027 ²	683	653
City of Chicago, Special Assessment Improvement Rev. Ref. Bonds (Lakeshore East Project), Series 2022, 3.04% 12/1/2028 ²	732	694
City of Chicago, Special Assessment Improvement Rev. Ref. Bonds (Lakeshore East Project), Series 2022, 3.20% 12/1/2029 ²	896	843
City of Chicago, Special Assessment Improvement Rev. Ref. Bonds (Lakeshore East Project), Series 2022, 3.29% 12/1/2030 ²	938	886
City of Chicago, Special Assessment Improvement Rev. Ref. Bonds (Lakeshore East Project), Series 2022, 3.38% 12/1/2031 ²	1,007	953
City of Chicago, Special Assessment Improvement Rev. Ref. Bonds (Lakeshore East Project), Series 2022, 3.45% 12/1/2032 ²	839	782
City of Chicago, Transit Auth., Capital Grant Receipts Rev. Ref. Bonds (Federal Transit Administration Section 5307 Urbanized Area Formula Funds), Series 2021, 5.00% 6/1/2028	3,900	4,171
City of Chicago, Transit Auth., Capital Grant Receipts Rev. Ref. Bonds (Federal Transit Administration Section 5337 State of Good Repair Formula Funds), Series 2017, 5.00% 6/1/2025	1,085	1,106
City of Chicago, Transit Auth., Sales Tax Receipts Rev. Bonds, Series 2017, Assured Guaranty Municipal insured, 5.00% 12/1/2046	13,000	13,320
City of Chicago, Transit Auth., Sales Tax Receipts Rev. Bonds, Series 2022-A, 4.00% 12/1/2049	7,645	7,372
City of Chicago, Transit Auth., Sales Tax Receipts Rev. Bonds, Series 2014, Assured Guaranty Municipal insured, 5.25% 12/1/2049	20,925	21,025
City of Chicago, Transit Auth., Sales Tax Receipts Rev. Bonds, Series 2017, Assured Guaranty Municipal insured, 5.00% 12/1/2051	30,750	31,151
City of Chicago, Transit Auth., Sales Tax Receipts Rev. Bonds, Series 2017, Assured Guaranty Municipal insured, 5.00% 12/1/2051	11,500	11,810
City of Chicago, Transit Auth., Sales Tax Receipts Rev. Bonds, Series 2022-A, 5.00% 12/1/2052	5,500	5,685
City of Chicago, Transit Auth., Sales Tax Receipts Rev. Bonds, Series 2020-A, 4.00% 12/1/2055	2,000	1,865
City of Chicago, Transit Auth., Sales Tax Receipts Rev. Bonds, Series 2022-A, 5.00% 12/1/2057	31,855	32,839
City of Chicago, Wastewater Transmission Rev. Bonds, Series 2014, 5.00% 1/1/2044	5,000	5,015
City of Chicago, Wastewater Transmission Rev. Bonds, Series 2023-B, Assured Guaranty Municipal insured, 5.25% 1/1/2048	2,135	2,350
City of Chicago, Wastewater Transmission Rev. Project Bonds, Series 2014, 5.00% 1/1/2025	1,090	1,091
City of Chicago, Wastewater Transmission Rev. Project Bonds, Series 2023-A, Assured Guaranty Municipal insured, 5.25% 1/1/2058	1,500	1,636
City of Chicago, Wastewater Transmission Rev. Ref. Bonds, Series 2008-C, 5.00% 1/1/2025	3,705	3,757
City of Chicago, Wastewater Transmission Rev. Ref. Bonds, Series 2008-C, 5.00% 1/1/2025 (escrowed to maturity)	795	808
City of Chicago, Wastewater Transmission Rev. Ref. Bonds, Series 2008-C, 5.00% 1/1/2026	2,460	2,500
City of Chicago, Wastewater Transmission Rev. Ref. Bonds, Series 2008-C, 5.00% 1/1/2027 (preref. 1/1/2025)	1,765	1,793
City of Chicago, Wastewater Transmission Rev. Ref. Bonds, Series 2008-C, 5.00% 1/1/2027	155	158
City of Chicago, Wastewater Transmission Rev. Ref. Bonds, Series 2008-C, 5.00% 1/1/2030	1,000	1,014
City of Chicago, Wastewater Transmission Rev. Ref. Bonds, Series 2001, Assured Guaranty Municipal insured, 5.50% 1/1/2030	780	857
City of Chicago, Wastewater Transmission Rev. Ref. Bonds, Series 2008-C, 5.00% 1/1/2031	2,500	2,535
City of Chicago, Wastewater Transmission Rev. Ref. Bonds, Series 2017-B, 5.00% 1/1/2031	5,000	5,223
City of Chicago, Wastewater Transmission Rev. Ref. Bonds, Series 2008-C, 5.00% 1/1/2032	3,000	3,043
City of Chicago, Wastewater Transmission Rev. Ref. Bonds, Series 2017-B, 5.00% 1/1/2032	7,600	7,933
City of Chicago, Wastewater Transmission Rev. Ref. Bonds, Series 2008-C, 5.00% 1/1/2033	2,000	2,029
City of Chicago, Wastewater Transmission Rev. Ref. Bonds, Series 2017-B, 5.00% 1/1/2034	9,000	9,365
City of Chicago, Wastewater Transmission Rev. Ref. Bonds, Series 2023-B, Assured Guaranty Municipal insured, 5.00% 1/1/2034	3,975	4,665

The Tax-Exempt Bond Fund of America (continued)

Bonds, notes & other debt instruments (continued)	Principal amount (000)	Value (000)
Illinois (continued)		
City of Chicago, Wastewater Transmission Rev. Ref. Bonds, Series 2008-C, 5.00% 1/1/2035	USD1,250	\$ 1,264
City of Chicago, Wastewater Transmission Rev. Ref. Bonds, Series 2023-B, Assured Guaranty Municipal insured, 5.00% 1/1/2035	3,350	3,902
City of Chicago, Wastewater Transmission Rev. Ref. Bonds, Series 2023-B, Assured Guaranty Municipal insured, 5.00% 1/1/2036	1,500	1,738
City of Chicago, Wastewater Transmission Rev. Ref. Bonds, Series 2023-B, Assured Guaranty Municipal insured, 5.00% 1/1/2037	1,250	1,436
City of Chicago, Wastewater Transmission Rev. Ref. Bonds, Series 2017-B, 5.00% 1/1/2038	3,915	4,025
City of Chicago, Wastewater Transmission Rev. Ref. Bonds, Series 2023-B, Assured Guaranty Municipal insured, 5.00% 1/1/2038	1,570	1,777
City of Chicago, Wastewater Transmission Rev. Ref. Bonds, Series 2008-C, 5.00% 1/1/2039	1,000	1,007
City of Chicago, Wastewater Transmission Rev. Ref. Bonds, Series 2023-B, Assured Guaranty Municipal insured, 5.00% 1/1/2039	4,000	4,502
City of Chicago, Wastewater Transmission Rev. Ref. Bonds, Series 2017-A, 5.00% 1/1/2047	21,165	21,593
City of Chicago, Wastewater Transmission Rev. Ref. Bonds, Series 2023-B, Assured Guaranty Municipal insured, 5.25% 1/1/2053	5,000	5,495
City of Chicago, Wastewater Transmission Rev. Ref. Bonds, Capital Appreciation Bonds, Series 1998-A, National insured, 0% 1/1/2025	210	203
City of Chicago, Wastewater Transmission Rev. Ref. Bonds, Capital Appreciation Bonds, Series 1998-A, National insured, 0% 1/1/2026	20	19
City of Chicago, Wastewater Transmission Rev. Ref. Bonds, Capital Appreciation Bonds, Series 1998-A, National insured, 0% 1/1/2027	1,760	1,592
City of Chicago, Wastewater Transmission Rev. Ref. Bonds, Capital Appreciation Bonds, Series 1998-A, National insured, 0% 1/1/2028	4,245	3,705
City of Chicago, Water Rev. Bonds, Series 2004, 5.00% 11/1/2025	10,875	11,190
City of Chicago, Water Rev. Bonds, Series 2014, 5.00% 11/1/2025	1,925	1,949
City of Chicago, Water Rev. Bonds, Series 2016-A-1, 5.00% 11/1/2025	1,000	1,029
City of Chicago, Water Rev. Bonds, Series 2016-A-1, Assured Guaranty Municipal insured, 5.00% 11/1/2025	620	641
City of Chicago, Water Rev. Bonds, Series 2004, 5.00% 11/1/2026	2,125	2,237
City of Chicago, Water Rev. Bonds, Series 2000, 5.00% 11/1/2028	2,775	2,902
City of Chicago, Water Rev. Bonds, Series 2000, 5.00% 11/1/2029	5,000	5,234
City of Chicago, Water Rev. Bonds, Series 2000, 5.00% 11/1/2030	6,160	6,441
City of Chicago, Water Rev. Bonds, Series 2014, 5.00% 11/1/2030	4,750	4,805
City of Chicago, Water Rev. Bonds, Series 2016-A-1, 5.00% 11/1/2030	3,100	3,243
City of Chicago, Water Rev. Bonds, Series 2014, 5.00% 11/1/2031	5,135	5,193
City of Chicago, Water Rev. Bonds, Series 2012, 4.00% 11/1/2037	1,625	1,625
City of Chicago, Water Rev. Bonds, Series 2023-A, Assured Guaranty Municipal insured, 5.25% 11/1/2053	1,000	1,098
City of Chicago, Water Rev. Bonds, Series 2023-A, Assured Guaranty Municipal insured, 5.00% 11/1/2058	3,340	3,561
City of Chicago, Water Rev. Ref. Bonds, Series 2017, 5.00% 11/1/2028	4,000	4,242
City of Chicago, Water Rev. Ref. Bonds, Series 2014, 5.00% 11/1/2029	1,110	1,123
City of Chicago, Water Rev. Ref. Bonds, Series 2017-2, Assured Guaranty Municipal insured, 5.00% 11/1/2031	2,000	2,143
City of Chicago, Water Rev. Ref. Bonds, Series 2017-2, Assured Guaranty Municipal insured, 5.00% 11/1/2035	2,295	2,450
City of Chicago, Water Rev. Ref. Bonds, Series 2023-B, Assured Guaranty Municipal insured, 5.00% 11/1/2035	680	786
City of Chicago, Water Rev. Ref. Bonds, Series 2017, 5.00% 11/1/2036	1,200	1,270
City of Chicago, Water Rev. Ref. Bonds, Series 2017-2, Assured Guaranty Municipal insured, 5.00% 11/1/2036	3,500	3,721
City of Chicago, Water Rev. Ref. Bonds, Series 2023-B, Assured Guaranty Municipal insured, 5.00% 11/1/2036	2,000	2,293
City of Chicago, Water Rev. Ref. Bonds, Series 2017-2, Assured Guaranty Municipal insured, 5.00% 11/1/2037	2,895	3,050
City of Chicago, Water Rev. Ref. Bonds, Series 2023-B, Assured Guaranty Municipal insured, 5.00% 11/1/2037	1,000	1,136
City of Chicago, Water Rev. Ref. Bonds, Series 2023-B, Assured Guaranty Municipal insured, 5.00% 11/1/2038	2,750	3,106
City of Chicago, Water Rev. Ref. Bonds, Series 2014, 5.00% 11/1/2039	8,500	8,560
City of Chicago, Water Rev. Ref. Bonds, Series 2023-B, Assured Guaranty Municipal insured, 5.00% 11/1/2039	5,750	6,455
City of Chicago, Water Rev. Ref. Bonds, Series 2014, 5.00% 11/1/2044	28,000	28,154
Counties of Cook, DuPage, Kane, Lake, McHenry and Will, Regional Transportation Auth., G.O. Bonds, Series 2004-A, Assured Guaranty Municipal insured, 5.25% 6/1/2025	4,300	4,424
Counties of Cook, DuPage, Kane, Lake, McHenry and Will, Regional Transportation Auth., G.O. Bonds, Series 2004-A, Assured Guaranty Municipal insured, 5.50% 6/1/2026	4,300	4,568
Counties of Cook, DuPage, Kane, Lake, McHenry and Will, Regional Transportation Auth., G.O. Bonds, Series 2000-A, National insured, 6.50% 7/1/2026	15,705	16,480
Counties of Cook, DuPage, Kane, Lake, McHenry and Will, Regional Transportation Auth., G.O. Bonds, Series 2004-A, Assured Guaranty Municipal insured, 5.50% 6/1/2027	11,700	12,809
Counties of Cook, DuPage, Kane, Lake, McHenry and Will, Regional Transportation Auth., G.O. Bonds, Series 2004-A, Assured Guaranty Municipal insured, 5.75% 6/1/2029	15,000	17,009

The Tax-Exempt Bond Fund of America (continued)

Bonds, notes & other debt instruments (continued)	Principal amount (000)	Value (000)
Illinois (continued)		
Counties of Cook, DuPage, Kane, Lake, McHenry and Will, Regional Transportation Auth., G.O. Bonds, Series 2001-A, National insured, 6.00% 7/1/2031	USD8,785	\$10,312
Counties of Cook, DuPage, Kane, Lake, McHenry and Will, Regional Transportation Auth., G.O. Bonds, Series 2003-B, FGIC-National insured, 5.75% 6/1/2033	9,630	11,378
Counties of Cook, DuPage, Kane, Lake, McHenry and Will, Regional Transportation Auth., G.O. Bonds, Series 2003-A, FGIC-National insured, 6.00% 7/1/2033	17,820	21,820
Counties of Cook, DuPage, Kane, Lake, McHenry and Will, Regional Transportation Auth., G.O. Bonds, Series 2004-A, Assured Guaranty Municipal insured, 5.75% 6/1/2034	19,960	24,226
Counties of Cook, DuPage, Kane, Lake, McHenry and Will, Regional Transportation Auth., G.O. Rev. Ref. Bonds, Series 1999, Assured Guaranty Municipal insured, 6.00% 6/1/2025	5,650	5,736
Counties of Cook, DuPage, Kane, Lake, McHenry and Will, Regional Transportation Auth., G.O. Rev. Ref. Bonds, Series 2017-A, 5.00% 7/1/2026	10,000	10,531
Counties of Cook, DuPage, Kane, Lake, McHenry and Will, Regional Transportation Auth., G.O. Rev. Ref. Bonds, Series 2017-A, 5.00% 7/1/2027	5,000	5,376
County of Cook, Community College Dist. No. 508 (City Colleges of Chicago), Unlimited Tax G.O. Bonds, Series 2013, 5.25% 12/1/2043	5,150	5,173
County of Cook, Community College Dist. No. 508 (City Colleges of Chicago), Unlimited Tax G.O. Bonds, Series 2017, BAM insured, 5.00% 12/1/2047	9,635	9,947
County of Cook, G.O. Rev. Ref. Bonds, Series 2016-A, Assured Guaranty Municipal insured, 5.00% 11/15/2027	6,830	7,187
County of Cook, G.O. Rev. Ref. Bonds, Series 2016-A, Assured Guaranty Municipal insured, 5.00% 11/15/2030	1,350	1,422
County of Cook, G.O. Rev. Ref. Bonds, Series 2016-A, Assured Guaranty Municipal insured, 5.00% 11/15/2031	4,750	5,002
County of Cook, G.O. Rev. Ref. Bonds, Series 2021-A, 5.00% 11/15/2031	1,500	1,699
County of Cook, G.O. Rev. Ref. Bonds, Series 2021-A, 5.00% 11/15/2032	1,600	1,799
County of Cook, G.O. Rev. Ref. Bonds, Series 2021-A, 5.00% 11/15/2033	2,000	2,237
County of Cook, G.O. Rev. Ref. Bonds, Series 2018, 5.00% 11/15/2034	1,000	1,048
County of Cook, Sales Tax Rev. Bonds, Series 2018, 5.00% 11/15/2032	7,645	8,175
County of Cook, Sales Tax Rev. Bonds, Series 2018, 5.00% 11/15/2033	5,000	5,330
County of Cook, Sales Tax Rev. Bonds, Series 2018, 4.00% 11/15/2037	2,170	2,222
County of Cook, Sales Tax Rev. Bonds, Series 2022-A, 5.25% 11/15/2045	5,000	5,514
Fin. Auth., Academic Fac. Lease Rev. Bonds (Provident Group - UIUC Properties, LLC - University of Illinois at Urbana-Champaign Project), Series 2019-A, 5.00% 10/1/2032	580	634
Fin. Auth., Academic Fac. Lease Rev. Bonds (Provident Group - UIUC Properties, LLC - University of Illinois at Urbana-Champaign Project), Series 2019-A, 5.00% 10/1/2037	780	828
Fin. Auth., Academic Fac. Lease Rev. Bonds (Provident Group - UIUC Properties, LLC - University of Illinois at Urbana-Champaign Project), Series 2019-A, 5.00% 10/1/2038	760	801
Fin. Auth., Academic Fac. Lease Rev. Bonds (Provident Group - UIUC Properties, LLC - University of Illinois at Urbana-Champaign Project), Series 2019-A, 5.00% 10/1/2044	3,250	3,362
Fin. Auth., Academic Fac. Lease Rev. Bonds (Provident Group - UIUC Properties, LLC - University of Illinois at Urbana-Champaign Project), Series 2019-A, 5.00% 10/1/2049	6,455	6,617
Fin. Auth., Academic Fac. Lease Rev. Bonds (Provident Group - UIUC Properties, LLC - University of Illinois at Urbana-Champaign Project), Series 2019-A, 5.00% 10/1/2051	1,000	1,023
Fin. Auth., Charter School Rev. Ref. and Improvement Rev. Bonds (Chicago International Charter School Project), Series 2017, 5.00% 12/1/2037	1,000	1,020
Fin. Auth., Rev. Bonds (Advocate Health Care Network), Series 2015-B, 5.00% 5/1/2027 (preref. 5/1/2025)	765	783
Fin. Auth., Rev. Bonds (Advocate Health Care Network), Series 2015-B, 5.00% 5/1/2027	225	231
Fin. Auth., Rev. Bonds (Advocate Health Care Network), Series 2008-A-3, 5.00% 11/1/2030	2,760	2,903
Fin. Auth., Rev. Bonds (Art Institute of Chicago), Series 2016, 5.00% 3/1/2030	2,500	2,596
Fin. Auth., Rev. Bonds (Art Institute of Chicago), Series 2016, 4.00% 3/1/2038	3,850	3,874
Fin. Auth., Rev. Bonds (Clean Water Initiative Revolving Fund), Series 2017, 5.00% 1/1/2026	3,875	4,034
Fin. Auth., Rev. Bonds (Clean Water Initiative Revolving Fund), Series 2016, 4.00% 7/1/2026	4,300	4,399
Fin. Auth., Rev. Bonds (Clean Water Initiative Revolving Fund), Series 2016, 5.00% 1/1/2027	5,000	5,207
Fin. Auth., Rev. Bonds (Clean Water Initiative Revolving Fund), Series 2016, 5.00% 7/1/2028	6,410	6,673
Fin. Auth., Rev. Bonds (Clean Water Initiative Revolving Fund), Series 2016, 5.00% 1/1/2029	6,065	6,295
Fin. Auth., Rev. Bonds (Clean Water Initiative Revolving Fund), Series 2016, 5.00% 7/1/2029	1,700	1,764
Fin. Auth., Rev. Bonds (Clean Water Initiative Revolving Fund), Series 2017, 5.00% 7/1/2029	2,000	2,132
Fin. Auth., Rev. Bonds (Clean Water Initiative Revolving Fund), Series 2016, 5.00% 1/1/2030	6,200	6,427
Fin. Auth., Rev. Bonds (Clean Water Initiative Revolving Fund), Series 2017, 5.00% 7/1/2030	3,500	3,734
Fin. Auth., Rev. Bonds (Clean Water Initiative Revolving Fund), Series 2016, 5.00% 7/1/2031	2,580	2,669
Fin. Auth., Rev. Bonds (Clean Water Initiative Revolving Fund), Series 2017, 5.00% 7/1/2031	2,400	2,560
Fin. Auth., Rev. Bonds (Clean Water Initiative Revolving Fund), Series 2017, 5.00% 7/1/2033	4,000	4,265
Fin. Auth., Rev. Bonds (Clean Water Initiative Revolving Fund), Series 2017, 5.00% 7/1/2034	4,000	4,262
Fin. Auth., Rev. Bonds (Clean Water Initiative Revolving Fund), Series 2017, 5.00% 7/1/2035	7,080	7,532
Fin. Auth., Rev. Bonds (Clean Water Initiative Revolving Fund), Series 2017, 5.00% 7/1/2036	700	743

The Tax-Exempt Bond Fund of America (continued)

Bonds, notes & other debt instruments (continued)	Principal amount (000)	Value (000)
Illinois (continued)		
Fin. Auth., Rev. Bonds (DePaul University), Series 2016, 5.00% 10/1/2030	USD1,000	\$ 1,051
Fin. Auth., Rev. Bonds (DePaul University), Series 2016, 5.00% 10/1/2032	1,000	1,048
Fin. Auth., Rev. Bonds (DePaul University), Series 2016, 5.00% 10/1/2033	1,150	1,205
Fin. Auth., Rev. Bonds (DePaul University), Series 2016, 5.00% 10/1/2034	1,310	1,371
Fin. Auth., Rev. Bonds (DePaul University), Series 2016, 5.00% 10/1/2036	1,000	1,042
Fin. Auth., Rev. Bonds (DePaul University), Series 2016, 5.00% 10/1/2041	1,000	1,030
Fin. Auth., Rev. Bonds (Edward-Elmhurst Healthcare), Series 2017-A, 5.00% 1/1/2029 (preref. 1/1/2027)	3,000	3,192
Fin. Auth., Rev. Bonds (Edward-Elmhurst Healthcare), Series 2017-A, 5.00% 1/1/2030 (preref. 1/1/2027)	5,100	5,427
Fin. Auth., Rev. Bonds (Edward-Elmhurst Healthcare), Series 2017-A, 5.00% 1/1/2033 (preref. 1/1/2027)	5,000	5,320
Fin. Auth., Rev. Bonds (Edward-Elmhurst Healthcare), Series 2017-A, 5.00% 1/1/2034 (preref. 1/1/2027)	3,000	3,192
Fin. Auth., Rev. Bonds (Edward-Elmhurst Healthcare), Series 2017-A, 5.00% 1/1/2035 (preref. 1/1/2027)	5,000	5,320
Fin. Auth., Rev. Bonds (Edward-Elmhurst Healthcare), Series 2017-A, 5.00% 1/1/2036 (preref. 1/1/2027)	3,750	3,990
Fin. Auth., Rev. Bonds (Friendship Village Schaumburg), Series 2017, 5.125% 2/15/2045 ⁴	2,225	601
Fin. Auth., Rev. Bonds (Lifespace Communities, Inc.), Series 2015-A, 5.00% 5/15/2035	1,350	1,228
Fin. Auth., Rev. Bonds (Mercy Health Corp.), Series 2016, 5.00% 12/1/2026	3,000	3,119
Fin. Auth., Rev. Bonds (Mercy Health Corp.), Series 2016, 5.00% 12/1/2027	2,990	3,098
Fin. Auth., Rev. Bonds (Mercy Health Corp.), Series 2016, 4.00% 12/1/2035	2,000	2,001
Fin. Auth., Rev. Bonds (Mercy Health Corp.), Series 2016, 4.00% 12/1/2036	2,420	2,411
Fin. Auth., Rev. Bonds (Mercy Health Corp.), Series 2016, 5.00% 12/1/2040	5,000	5,079
Fin. Auth., Rev. Bonds (Mercy Health Corp.), Series 2016, 5.00% 12/1/2046	9,410	9,492
Fin. Auth., Rev. Bonds (Northshore - Edward-Elmhurst Health Credit Group), Series 2022-A, 5.00% 8/15/2047	11,000	11,792
Fin. Auth., Rev. Bonds (Northshore - Edward-Elmhurst Health Credit Group), Series 2022-A, 5.00% 8/15/2051	9,865	10,502
Fin. Auth., Rev. Bonds (Northshore University HealthSystem), Series 2020-A, 4.00% 8/15/2036	3,000	3,103
Fin. Auth., Rev. Bonds (Northshore University HealthSystem), Series 2020-A, 4.00% 8/15/2037	3,000	3,086
Fin. Auth., Rev. Bonds (Northshore University HealthSystem), Series 2020-A, 4.00% 8/15/2039	6,000	6,083
Fin. Auth., Rev. Bonds (Northshore University HealthSystem), Series 2020-A, 4.00% 8/15/2040	3,000	3,029
Fin. Auth., Rev. Bonds (Northshore University HealthSystem), Series 2020-A, 3.25% 8/15/2049	13,040	10,101
Fin. Auth., Rev. Bonds (Northwest Community Hospital), Series 2016-A, 5.00% 7/1/2032 (preref. 7/1/2026)	1,200	1,262
Fin. Auth., Rev. Bonds (Northwest Community Hospital), Series 2016-A, 5.00% 7/1/2033 (preref. 7/1/2026)	1,425	1,499
Fin. Auth., Rev. Bonds (Northwest Community Hospital), Series 2016-A, 5.00% 7/1/2034 (preref. 7/1/2026)	3,240	3,408
Fin. Auth., Rev. Bonds (Northwest Community Hospital), Series 2016-A, 4.00% 7/1/2037 (preref. 7/1/2026)	4,020	4,135
Fin. Auth., Rev. Bonds (Northwestern Memorial Healthcare), Series 2017-A, 5.00% 7/15/2042	7,000	7,292
Fin. Auth., Rev. Bonds (Northwestern Memorial Healthcare), Series 2017-A, 4.00% 7/15/2047	8,485	8,291
Fin. Auth., Rev. Bonds (OSF Healthcare System), Series 2016, 5.00% 5/15/2028	2,450	2,542
Fin. Auth., Rev. Bonds (OSF Healthcare System), Series 2016, 3.25% 5/15/2039	5,330	4,621
Fin. Auth., Rev. Bonds (OSF Healthcare System), Series 2020-A, 3.00% 5/15/2050	5,000	3,640
Fin. Auth., Rev. Bonds (Presbyterian Homes Obligated Group), Series 2016-A, 5.00% 5/1/2025	2,345	2,373
Fin. Auth., Rev. Bonds (Presbyterian Homes Obligated Group), Series 2016-A, 5.00% 11/1/2027	4,015	4,138
Fin. Auth., Rev. Bonds (Presbyterian Homes Obligated Group), Series 2016-A, 5.00% 11/1/2028	3,250	3,352
Fin. Auth., Rev. Bonds (Presbyterian Homes Obligated Group), Series 2021-A, 4.00% 5/1/2030	905	919
Fin. Auth., Rev. Bonds (Presbyterian Homes Obligated Group), Series 2016-A, 5.00% 11/1/2030	1,400	1,446
Fin. Auth., Rev. Bonds (Presbyterian Homes Obligated Group), Series 2016-A, 5.00% 11/1/2031	1,750	1,807
Fin. Auth., Rev. Bonds (Presbyterian Homes Obligated Group), Series 2021-A, 4.00% 5/1/2040	325	308
Fin. Auth., Rev. Bonds (Presbyterian Homes Obligated Group), Series 2021-B, (SIFMA Municipal Swap Index + 0.70%) 5.25% 5/1/2042 (put 5/1/2026) ¹	400	392
Fin. Auth., Rev. Bonds (Presbyterian Homes Obligated Group), Series 2021, 4.00% 5/1/2045	4,305	3,895
Fin. Auth., Rev. Bonds (Presbyterian Homes Obligated Group), Series 2021-A, 4.00% 5/1/2050	4,645	4,054
Fin. Auth., Rev. Bonds (Presence Health Network), Series 2016-C, 5.00% 2/15/2030	7,615	8,020
Fin. Auth., Rev. Bonds (Presence Health Network), Series 2016-C, 5.00% 2/15/2031	3,000	3,155
Fin. Auth., Rev. Bonds (Presence Health Network), Series 2016-C, 5.00% 2/15/2033	2,500	2,622
Fin. Auth., Rev. Bonds (Presence Health Network), Series 2016-C, 5.00% 2/15/2034	1,895	1,984
Fin. Auth., Rev. Bonds (Presence Health Network), Series 2016-C, 4.00% 2/15/2041 (preref. 2/15/2027)	730	752
Fin. Auth., Rev. Bonds (Presence Health Network), Series 2016-C, 4.00% 2/15/2041 (preref. 2/15/2027)	5	5
Fin. Auth., Rev. Bonds (Rush University Medical Center Obligated Group), Series 2015-A, 5.00% 11/15/2030	5,000	5,094
Fin. Auth., Rev. Bonds (Rush University Medical Center Obligated Group), Series 2015-A, 5.00% 11/15/2034	2,500	2,542
Fin. Auth., Rev. Bonds (Rush University Medical Center Obligated Group), Series 2015-B, 5.00% 11/15/2034	2,595	2,638
Fin. Auth., Rev. Bonds (Rush University Medical Center Obligated Group), Series 2015-A, 5.00% 11/15/2038	5,325	5,386
Fin. Auth., Rev. Bonds (The Carle Foundation), Series 2021-A, 4.00% 8/15/2038	4,320	4,408
Fin. Auth., Rev. Bonds (The Carle Foundation), Series 2021-A, 4.00% 8/15/2039	2,370	2,404
Fin. Auth., Rev. Bonds (The Carle Foundation), Series 2016-A, 5.00% 2/15/2045	18,725	19,056
Fin. Auth., Rev. Bonds (The Carle Foundation), Series 2021-A, 3.00% 8/15/2048	20,450	15,870
Fin. Auth., Rev. Bonds (The Carle Foundation), Series 2021-B, 5.00% 8/15/2053 (put 8/15/2031)	3,395	3,781
Fin. Auth., Rev. Bonds (University of Chicago Medical Center), Series 2016-B, 4.00% 8/15/2041	2,000	2,001

The Tax-Exempt Bond Fund of America (continued)

Bonds, notes & other debt instruments (continued)	Principal amount (000)	Value (000)
Illinois (continued)		
Fin. Auth., Rev. Bonds (University of Chicago), Series 2023-A, 5.25% 5/15/2048	USD6,360	\$ 7,111
Fin. Auth., Rev. Green Bonds (Clean Water Initiative Revolving Fund), Series 2020, 5.00% 7/1/2036	2,000	2,276
Fin. Auth., Rev. Green Bonds (Clean Water Initiative Revolving Fund), Series 2020, 4.00% 7/1/2037	9,900	10,379
Fin. Auth., Rev. Green Bonds (Clean Water Initiative Revolving Fund), Series 2020, 4.00% 7/1/2038	2,500	2,594
Fin. Auth., Rev. Green Bonds (Clean Water Initiative Revolving Fund), Series 2020, 4.00% 7/1/2039	2,500	2,575
Fin. Auth., Rev. Green Bonds (Clean Water Initiative Revolving Fund), Series 2020, 4.00% 7/1/2040	6,500	6,643
Fin. Auth., Rev. Ref. Bonds (Advocate Health Care Network), Series 2014, 5.00% 8/1/2033 (preref. 8/1/2024)	4,500	4,538
Fin. Auth., Rev. Ref. Bonds (Anne & Robert H. Lurie Children's Hospital), Series 2017, 5.00% 8/15/2034	1,000	1,059
Fin. Auth., Rev. Ref. Bonds (Anne & Robert H. Lurie Children's Hospital), Series 2017, 5.00% 8/15/2035	5,400	5,700
Fin. Auth., Rev. Ref. Bonds (Anne & Robert H. Lurie Children's Hospital), Series 2017, 4.00% 8/15/2037	2,000	2,030
Fin. Auth., Rev. Ref. Bonds (Benedictine University), Series 2021, 5.00% 10/1/2024	700	701
Fin. Auth., Rev. Ref. Bonds (Benedictine University), Series 2021, 5.00% 10/1/2026	585	579
Fin. Auth., Rev. Ref. Bonds (Benedictine University), Series 2017, 5.00% 10/1/2027	1,095	1,083
Fin. Auth., Rev. Ref. Bonds (Benedictine University), Series 2017, 5.00% 10/1/2038	1,000	920
Fin. Auth., Rev. Ref. Bonds (DePaul University), Series 2013, 5.00% 10/1/2024	600	601
Fin. Auth., Rev. Ref. Bonds (DePaul University), Series 2016-A, 5.00% 10/1/2030	1,000	1,051
Fin. Auth., Rev. Ref. Bonds (DePaul University), Series 2016-A, 5.00% 10/1/2035	1,000	1,044
Fin. Auth., Rev. Ref. Bonds (DePaul University), Series 2016-A, 4.00% 10/1/2040	7,500	7,427
Fin. Auth., Rev. Ref. Bonds (Northwestern Memorial Healthcare), Series 2021-A, 5.00% 7/15/2034	3,000	3,392
Fin. Auth., Rev. Ref. Bonds (Northwestern Memorial Healthcare), Series 2021-A, 4.00% 7/15/2038	3,605	3,699
Fin. Auth., Rev. Ref. Bonds (Northwestern Memorial Healthcare), Series 2021-A, 4.00% 7/15/2039	4,505	4,587
Fin. Auth., Rev. Ref. Bonds (Northwestern Memorial Healthcare), Series 2021-A, 3.00% 7/15/2040	8,915	7,724
Fin. Auth., Rev. Ref. Bonds (OSF Healthcare System), Series 2015-A, 5.00% 11/15/2031	2,500	2,560
Fin. Auth., Rev. Ref. Bonds (OSF Healthcare System), Series 2015-A, 5.00% 11/15/2032	3,500	3,578
Fin. Auth., Rev. Ref. Bonds (OSF Healthcare System), Series 2015-A, 5.00% 11/15/2034	2,600	2,645
Fin. Auth., Rev. Ref. Bonds (OSF Healthcare System), Series 2015-A, 5.00% 11/15/2045	5,440	5,511
Fin. Auth., Rev. Ref. Bonds (Silver Cross Hospital and Medical Centers), Series 2015-C, 5.00% 8/15/2035	6,745	6,870
Fin. Auth., Rev. Ref. Bonds (Silver Cross Hospital and Medical Centers), Series 2015-C, 4.125% 8/15/2037	1,000	977
Fin. Auth., Rev. Ref. Bonds (Silver Cross Hospital and Medical Centers), Series 2015-C, 5.00% 8/15/2044	3,635	3,682
Fin. Auth., Rev. Ref. Bonds (Smith Crossing), Series 2022, 4.00% 10/15/2025	295	285
Fin. Auth., Rev. Ref. Bonds (Smith Crossing), Series 2022, 4.00% 12/1/2027	3,585	3,590
Fin. Auth., Rev. Ref. Bonds (Southern Illinois Healthcare Enterprises, Inc.), Series 2017-C, 5.00% 3/1/2032	1,600	1,664
Fin. Auth., Student Housing and Academic Fac. Rev. Bonds (CHF-Chicago, LLC - University of Illinois at Chicago Project), Series 2017-A, 5.00% 2/15/2047	1,200	1,170
Fin. Auth., Student Housing Rev. Bonds (CHF-Cook, LLC - Northeastern Illinois University Project), Series 2015-A, 5.00% 7/1/2035	2,235	2,082
Fin. Auth., Student Housing Rev. Bonds (CHF-Cook, LLC - Northeastern Illinois University Project), Series 2015-A, 5.00% 7/1/2047	2,465	2,067
Fin. Auth., Water Facs. Rev. Ref. Bonds (American Water Capital Corp. Project), Series 2019, 2.45% 10/1/2039 (put 10/1/2029)	11,000	10,271
G.O. Bonds, Series 2017-D, BAM insured, 5.00% 11/1/2024	9,070	9,176
G.O. Bonds, Series 2019-A, 5.00% 11/1/2024	4,500	4,553
G.O. Bonds, Series 2017-D, 5.00% 11/1/2025	3,110	3,203
G.O. Bonds, Series 2017-A, 5.00% 12/1/2025	1,500	1,548
G.O. Bonds, Series 2022-A, 5.00% 3/1/2026	3,290	3,407
G.O. Bonds, Series 2014, 5.00% 5/1/2026	1,000	1,004
G.O. Bonds, Series 2017-D, BAM insured, 5.00% 11/1/2026	20,700	21,715
G.O. Bonds, Series 2021-B, 4.00% 1/1/2029 ²	5,062	5,148
G.O. Bonds, Series 2017-C, 5.00% 11/1/2029	6,550	6,996
G.O. Bonds, Series 2021-B, 4.00% 1/1/2030 ²	8,367	8,538
G.O. Bonds, Series 2016, Assured Guaranty Municipal insured, 5.00% 1/1/2030	7,700	7,954
G.O. Bonds, Series 2022-A, 5.00% 3/1/2030	5,000	5,534
G.O. Bonds, Series 2020, 5.50% 5/1/2030	6,235	6,961
G.O. Bonds, Series 2020-B, 5.00% 10/1/2031	2,595	2,891
G.O. Bonds, Series 2021-A, 5.00% 3/1/2032	2,030	2,267
G.O. Bonds, Series 2021-B, 4.00% 1/1/2033 ²	2,913	2,983
G.O. Bonds, Series 2016, 5.00% 1/1/2033	1,455	1,494
G.O. Bonds, Series 2016, 5.00% 11/1/2033	2,000	2,074
G.O. Bonds, Series 2017-A, 5.00% 12/1/2036	7,500	7,876
G.O. Bonds, Series 2020-C, 4.00% 10/1/2037	2,250	2,260
G.O. Bonds, Series 2016, 5.00% 11/1/2037	3,500	3,590
G.O. Bonds, Series 2016, 5.00% 11/1/2038	6,500	6,653
G.O. Bonds, Series 2014, 5.00% 2/1/2039	6,750	6,753

The Tax-Exempt Bond Fund of America (continued)

Bonds, notes & other debt instruments (continued)

	Principal amount (000)	Value (000)
Illinois (continued)		
G.O. Bonds, Series 2014, 5.00% 5/1/2039	USD6,000	\$ 6,009
G.O. Bonds, Series 2019-B, 4.00% 11/1/2039	3,500	3,500
G.O. Bonds, Series 2019-A, 5.00% 1/1/2040	1,000	1,035
G.O. Bonds, Series 2023-B, 5.25% 5/1/2040	2,700	2,997
G.O. Bonds, Series 2021-B, 3.00% 12/1/2041	3,000	2,521
G.O. Bonds, Series 2019-C, 4.00% 11/1/2044	1,000	962
G.O. Rev. Ref. Bonds, Series 2018-B, 5.00% 10/1/2025	1,500	1,543
G.O. Rev. Ref. Bonds, Series 2016, 5.00% 2/1/2026	1,000	1,034
G.O. Rev. Ref. Bonds, Series 2023-D, 5.00% 7/1/2026	3,065	3,194
G.O. Rev. Ref. Bonds, Series 2016, 5.00% 2/1/2027	4,285	4,509
G.O. Rev. Ref. Bonds, Series 2016, 5.00% 2/1/2028	3,000	3,161
Housing Dev. Auth., Homeowner Mortgage Rev. Bonds, Series 2016-C, 3.50% 8/1/2046	2,595	2,570
Housing Dev. Auth., Homeowner Mortgage Rev. Bonds, Series 2018-A-1, 4.00% 8/1/2048	12,045	12,013
Housing Dev. Auth., Housing Rev. Bonds, Series 2013-A, 2.45% 6/1/2043	553	447
Housing Dev. Auth., Housing Rev. Green Bonds, Series 2021-B, 3.00% 4/1/2051	11,060	10,688
Housing Dev. Auth., Multi Family Housing Rev. Bonds (Marshall Field Garden Apartment Homes), Series 2015, (SIFMA Municipal Swap Index + 1.00%) 5.55% 5/15/2050 (put 5/15/2025) ¹	20,300	20,248
Housing Dev. Auth., Multi Family Housing Rev. Bonds (Ogden Commons), Series 2023, 4.00% 7/1/2043 (put 7/1/2025)	3,000	3,008
Housing Dev. Auth., Rev. Bonds, Series 2016-A, 4.00% 4/1/2046	1,345	1,341
Housing Dev. Auth., Rev. Bonds, Series 2017-B, 4.00% 10/1/2048	3,625	3,614
Housing Dev. Auth., Rev. Bonds, Series 2019-A, 4.25% 10/1/2049	4,020	4,029
Housing Dev. Auth., Rev. Bonds, Series 2019-D, 3.75% 4/1/2050	11,275	11,167
Housing Dev. Auth., Rev. Bonds, Series 2020-A, 3.75% 4/1/2050	16,800	16,680
Housing Dev. Auth., Rev. Bonds, Series 2020-A, 3.00% 10/1/2050	9,985	9,686
Housing Dev. Auth., Rev. Bonds, Series 2021-A, 3.00% 4/1/2051	2,060	1,996
Housing Dev. Auth., Rev. Bonds, Series 2021-D, 3.00% 10/1/2051	17,645	17,042
Housing Dev. Auth., Rev. Bonds, Series 2022-G, 6.25% 10/1/2052	11,365	12,258
Housing Dev. Auth., Rev. Bonds, Series 2023-K, 6.25% 10/1/2053	12,750	14,258
Housing Dev. Auth., Rev. Bonds, Series 2023-N, 6.25% 4/1/2054	5,965	6,565
Board of Trustees of Illinois State University, Auxiliary Facs. System Rev. Bonds, Series 2016, Assured Guaranty Municipal insured, 5.00% 4/1/2026	2,000	2,084
Board of Trustees of Illinois State University, Auxiliary Facs. System Rev. Bonds, Series 2018-B, Assured Guaranty Municipal insured, 5.00% 4/1/2028	735	793
Board of Trustees of Illinois State University, Auxiliary Facs. System Rev. Bonds, Series 2018-A, Assured Guaranty Municipal insured, 5.00% 4/1/2029	1,840	1,987
Board of Trustees of Illinois State University, Auxiliary Facs. System Rev. Bonds, Series 2018-A, Assured Guaranty Municipal insured, 5.00% 4/1/2030	930	1,006
Board of Trustees of Illinois State University, Auxiliary Facs. System Rev. Bonds, Series 2018-B, Assured Guaranty Municipal insured, 5.00% 4/1/2030	1,390	1,504
Board of Trustees of Illinois State University, Auxiliary Facs. System Rev. Bonds, Series 2018-A, Assured Guaranty Municipal insured, 5.00% 4/1/2032	1,000	1,083
Board of Trustees of Illinois State University, Auxiliary Facs. System Rev. Bonds, Series 2018-A, Assured Guaranty Municipal insured, 5.00% 4/1/2034	1,000	1,082
Board of Trustees of Illinois State University, Auxiliary Facs. System Rev. Bonds, Series 2018-A, Assured Guaranty Municipal insured, 5.00% 4/1/2036	250	269
Board of Trustees of Illinois State University, Auxiliary Facs. System Rev. Bonds, Series 2018-A, Assured Guaranty Municipal insured, 5.00% 4/1/2038	425	452
Metropolitan Pier and Exposition Auth., Dedicated State Tax Rev. Bonds, Capital Appreciation Bonds, Series 2002-A, National insured, 0% 6/15/2030	21,475	17,128
Metropolitan Pier and Exposition Auth., Dedicated State Tax Rev. Bonds, Capital Appreciation Bonds, Series 2002-A, National insured, 0% 6/15/2030 (escrowed to maturity)	1,210	1,005
Metropolitan Pier and Exposition Auth., Dedicated State Tax Rev. Bonds, Capital Appreciation Bonds, Series 2002-A, National insured, 0% 6/15/2037	5,150	3,040
Metropolitan Pier and Exposition Auth., McCormick Place Expansion Project Bonds, Capital Appreciation Bonds, Series 1996-A, National insured, 0% 12/15/2024	3,100	3,000
Metropolitan Pier and Exposition Auth., McCormick Place Expansion Project Bonds, Capital Appreciation Bonds, Series 2002-A, National insured, 0% 12/15/2025	8,630	8,070
Metropolitan Pier and Exposition Auth., McCormick Place Expansion Project Bonds, Capital Appreciation Bonds, Series 1994, National insured, 0% 6/15/2028	6,310	5,413
Metropolitan Pier and Exposition Auth., McCormick Place Expansion Project Bonds, Capital Appreciation Bonds, Series 2002-A, Assured Guaranty Municipal insured, 0% 12/15/2029	10,000	8,221

The Tax-Exempt Bond Fund of America (continued)

Bonds, notes & other debt instruments (continued)	Principal amount (000)	Value (000)
Illinois (continued)		
Metropolitan Pier and Exposition Auth., McCormick Place Expansion Project Bonds, Capital Appreciation Bonds, Series 2002-A, National insured, 0% 6/15/2031	USD3,010	\$ 2,315
Metropolitan Pier and Exposition Auth., McCormick Place Expansion Project Bonds, Capital Appreciation Bonds, Series 2002-A, National insured, 0% 6/15/2033	3,625	2,584
Metropolitan Pier and Exposition Auth., McCormick Place Expansion Project Bonds, Capital Appreciation Bonds, Series 2002-A, National insured, 0% 6/15/2034	15,000	10,288
Metropolitan Pier and Exposition Auth., McCormick Place Expansion Project Bonds, Capital Appreciation Bonds, Series 2002-A, National insured, 0% 12/15/2034	3,000	2,016
Metropolitan Pier and Exposition Auth., McCormick Place Expansion Project Bonds, Capital Appreciation Bonds, Series 2002-A, National insured, 0% 12/15/2035	8,435	5,405
Metropolitan Pier and Exposition Auth., McCormick Place Expansion Project Rev. Bonds, Series 2020-B, 5.00% 6/15/2042	4,125	4,366
Metropolitan Pier and Exposition Auth., McCormick Place Expansion Project Rev. Bonds, Series 2015-B, 5.00% 12/15/2045	1,000	1,013
Metropolitan Pier and Exposition Auth., McCormick Place Expansion Project Rev. Ref. Bonds, Series 2022-A, 3.00% 6/15/2024	1,500	1,493
Metropolitan Pier and Exposition Auth., McCormick Place Expansion Project Rev. Ref. Bonds, Series 2022-A, 3.00% 6/15/2025	560	553
Metropolitan Pier and Exposition Auth., McCormick Place Expansion Project Rev. Ref. Bonds, Series 2022-B, 5.00% 12/15/2027	550	566
Metropolitan Pier and Exposition Auth., McCormick Place Expansion Project Rev. Ref. Bonds, Series 2023-A, 5.00% 12/15/2028	1,500	1,596
Metropolitan Pier and Exposition Auth., McCormick Place Expansion Project Rev. Ref. Bonds, Series 2015-B, 5.00% 12/15/2035	7,015	7,208
Metropolitan Pier and Exposition Auth., McCormick Place Expansion Project Rev. Ref. Bonds, Series 2015-B, 5.00% 12/15/2040	5,870	5,973
Metropolitan Pier and Exposition Auth., McCormick Place Expansion Project Rev. Ref. Bonds, Series 2022-A, 4.00% 12/15/2042	8,315	8,122
Metropolitan Pier and Exposition Auth., McCormick Place Expansion Project Rev. Ref. Bonds, Series 2020-A, 5.00% 12/15/2045	1,400	1,460
Metropolitan Pier and Exposition Auth., McCormick Place Expansion Project Rev. Ref. Bonds, Series 2022-A, 4.00% 12/15/2047	2,000	1,903
Metropolitan Pier and Exposition Auth., McCormick Place Expansion Project Rev. Ref. Bonds, Series 2020-A, 4.00% 6/15/2050	9,630	8,921
Metropolitan Pier and Exposition Auth., McCormick Place Expansion Project Rev. Ref. Bonds, Series 2020-A, BAM insured, 4.00% 6/15/2050	4,000	3,792
Metropolitan Pier and Exposition Auth., McCormick Place Expansion Project Rev. Ref. Bonds, Series 2020-A, 5.00% 6/15/2050	5,000	5,163
Metropolitan Pier and Exposition Auth., McCormick Place Expansion Project Rev. Ref. Bonds, Series 2022-A, 4.00% 6/15/2052	3,050	2,798
Metropolitan Pier and Exposition Auth., McCormick Place Expansion Project Rev. Ref. Bonds, Series 2017-A, 5.00% 6/15/2057	6,605	6,726
Metropolitan Pier and Exposition Auth., McCormick Place Expansion Project Rev. Ref. Bonds, Capital Appreciation Bonds, Series 1996-A, National insured, 0% 6/15/2024	1,000	986
Metropolitan Pier and Exposition Auth., McCormick Place Expansion Project Rev. Ref. Bonds, Capital Appreciation Bonds, Series 1996-A, National insured, 0% 6/15/2025	2,825	2,686
Metropolitan Pier and Exposition Auth., McCormick Place Expansion Project Rev. Ref. Bonds, Capital Appreciation Bonds, Series 2010-B-1, Assured Guaranty Municipal insured, 0% 6/15/2026	6,035	5,566
Metropolitan Pier and Exposition Auth., McCormick Place Expansion Project Rev. Ref. Bonds, Capital Appreciation Bonds, Series 2022-A, 0% 12/15/2035	760	481
Metropolitan Pier and Exposition Auth., McCormick Place Expansion Project Rev. Ref. Bonds, Capital Appreciation Bonds, Series 2022-A, 0% 6/15/2036	1,350	833
Metropolitan Pier and Exposition Auth., McCormick Place Expansion Project Rev. Ref. Bonds, Capital Appreciation Bonds, Series 2022-A, 0% 12/15/2036	2,375	1,426
Metropolitan Pier and Exposition Auth., McCormick Place Expansion Project Rev. Ref. Bonds, Capital Appreciation Bonds, Series 2022-A, 0% 12/15/2037	585	332
Metropolitan Pier and Exposition Auth., McCormick Place Expansion Project Rev. Ref. Bonds, Capital Appreciation Bonds, Series 2022-A, 0% 6/15/2038	2,540	1,400
Metropolitan Pier and Exposition Auth., McCormick Place Expansion Project Rev. Ref. Bonds, Capital Appreciation Bonds, Series 2022-A, 0% 12/15/2038	2,500	1,342
Metropolitan Pier and Exposition Auth., McCormick Place Expansion Project Rev. Ref. Bonds, Capital Appreciation Bonds, Series 2010-B-1, Assured Guaranty Municipal insured, 0% 6/15/2044	15,000	6,249

The Tax-Exempt Bond Fund of America (continued)

Bonds, notes & other debt instruments (continued)	Principal amount (000)	Value (000)
Illinois (continued)		
Metropolitan Pier and Exposition Auth., McCormick Place Expansion Project Rev. Ref. Bonds, Capital Appreciation Bonds, Series 2010-B-1, Assured Guaranty Municipal insured, 0% 6/15/2045	USD3,000	\$ 1,185
Metropolitan Pier and Exposition Auth., McCormick Place Expansion Project Rev. Ref. Bonds, Capital Appreciation Bonds, Series 2017-B, BAM insured, 0% 12/15/2054	22,000	5,063
Metropolitan Pier and Exposition Auth., McCormick Place Expansion Project Rev. Ref. Bonds, Capital Appreciation Bonds, Series 2017-A, 0% 12/15/2056	7,160	1,400
Metropolitan Pier and Exposition Auth., McCormick Place Expansion Project Rev. Ref. Bonds, Capital Appreciation Bonds, Series 2017-B, Assured Guaranty Municipal insured, 0% 12/15/2056	30,000	6,257
Municipal Electric Agcy., Power Supply System Rev. Ref. Bonds, Series 2015-A, 5.00% 2/1/2029	3,500	3,589
Municipal Electric Agcy., Power Supply System Rev. Ref. Bonds, Series 2015-A, 5.00% 2/1/2031	10,450	10,684
Board of Trustees of Northern Illinois University, Auxiliary Facs. System Rev. Ref. Bonds, Series 2020-B, BAM insured, 5.00% 4/1/2024	1,600	1,604
Board of Trustees of Northern Illinois University, Auxiliary Facs. System Rev. Ref. Bonds, Series 2020-B, BAM insured, 5.00% 4/1/2025	400	408
Board of Trustees of Northern Illinois University, Auxiliary Facs. System Rev. Ref. Bonds, Series 2020-B, BAM insured, 5.00% 4/1/2026	650	670
Board of Trustees of Northern Illinois University, Auxiliary Facs. System Rev. Ref. Bonds, Series 2020-B, BAM insured, 5.00% 4/1/2028	625	663
Board of Trustees of Northern Illinois University, Auxiliary Facs. System Rev. Ref. Bonds, Series 2020-B, BAM insured, 5.00% 4/1/2029	410	440
Board of Trustees of Northern Illinois University, Auxiliary Facs. System Rev. Ref. Bonds, Series 2020-B, BAM insured, 5.00% 4/1/2030	450	487
Board of Trustees of Northern Illinois University, Auxiliary Facs. System Rev. Ref. Bonds, Series 2020-B, BAM insured, 5.00% 4/1/2031	500	539
Board of Trustees of Northern Illinois University, Auxiliary Facs. System Rev. Ref. Bonds, Series 2020-B, BAM insured, 5.00% 4/1/2032	1,225	1,314
Board of Trustees of Northern Illinois University, Auxiliary Facs. System Rev. Ref. Bonds, Series 2020-B, BAM insured, 5.00% 4/1/2033	1,270	1,356
Board of Trustees of Northern Illinois University, Auxiliary Facs. System Rev. Ref. Bonds, Series 2020-B, BAM insured, 5.00% 4/1/2034	1,560	1,667
Board of Trustees of Northern Illinois University, Auxiliary Facs. System Rev. Ref. Bonds, Series 2021, BAM insured, 4.00% 10/1/2035	1,000	1,029
Board of Trustees of Northern Illinois University, Auxiliary Facs. System Rev. Ref. Bonds, Series 2021, BAM insured, 4.00% 10/1/2037	1,140	1,158
Board of Trustees of Northern Illinois University, Auxiliary Facs. System Rev. Ref. Bonds, Series 2021, BAM insured, 4.00% 10/1/2039	495	497
Board of Trustees of Northern Illinois University, Auxiliary Facs. System Rev. Ref. Bonds, Series 2021, BAM insured, 4.00% 10/1/2041	460	454
Sales Tax Securitization Corp., Sales Tax Securitization Bonds, Series 2018-A, 5.00% 1/1/2033	14,880	15,943
Sales Tax Securitization Corp., Sales Tax Securitization Bonds, Series 2018-A, 5.00% 1/1/2034	8,370	8,960
Sales Tax Securitization Corp., Sales Tax Securitization Bonds, Series 2018-A, 5.00% 1/1/2035	2,675	2,860
Sales Tax Securitization Corp., Sales Tax Securitization Bonds, Series 2018-A, 5.00% 1/1/2036	10,105	10,758
Sales Tax Securitization Corp., Sales Tax Securitization Bonds, Series 2020-A, BAM insured, 5.00% 1/1/2036	1,295	1,427
Sales Tax Securitization Corp., Sales Tax Securitization Bonds, Series 2020-A, BAM insured, 5.00% 1/1/2037	1,280	1,394
Sales Tax Securitization Corp., Sales Tax Securitization Bonds, Series 2020-A, BAM insured, 4.00% 1/1/2039	4,630	4,674
Sales Tax Securitization Corp., Sales Tax Securitization Bonds, Series 2018-A, 5.00% 1/1/2040	17,750	18,592
Sales Tax Securitization Corp., Sales Tax Securitization Rev. Ref. Bonds, Series 2023-C, 5.00% 1/1/2029	3,220	3,508
Sales Tax Securitization Corp., Sales Tax Securitization Rev. Ref. Bonds, Series 2017-A, 5.00% 1/1/2030	1,750	1,883
Sales Tax Securitization Corp., Sales Tax Securitization Rev. Ref. Bonds, Series 2023-A, 5.00% 1/1/2034	4,000	4,577
Sales Tax Securitization Corp., Sales Tax Securitization Rev. Ref. Bonds, Series 2023-A, 5.00% 1/1/2034	1,041	1,149
Sales Tax Securitization Corp., Sales Tax Securitization Rev. Ref. Bonds, Series 2023-C, 5.00% 1/1/2035	4,630	5,276
Sales Tax Securitization Corp., Sales Tax Securitization Rev. Ref. Bonds, Series 2023-C, 5.00% 1/1/2035	1,250	1,429
Sales Tax Securitization Corp., Sales Tax Securitization Rev. Ref. Bonds, Series 2023-C, 5.00% 1/1/2036	1,100	1,245
Sales Tax Securitization Corp., Sales Tax Securitization Rev. Ref. Bonds, Series 2023-C, 5.00% 1/1/2039	3,000	3,220
Board of Trustees of Southern Illinois University, Housing and Auxiliary Facs. System Rev. Bonds, Capital Appreciation Bonds, Series 1999-A, National insured, 0% 4/1/2025	150	143
Board of Trustees of Southern Illinois University, Housing and Auxiliary Facs. System Rev. Ref. Bonds, Series 2015-B, BAM insured, 5.00% 4/1/2025	2,525	2,567
Southwestern Illinois Dev. Auth., Health Fac. Rev. Bonds (Hospital Sisters Services, Inc. Obligated Group), Series 2017-A, 5.00% 2/15/2027	4,655	4,864
Southwestern Illinois Dev. Auth., Health Fac. Rev. Bonds (Hospital Sisters Services, Inc. Obligated Group), Series 2017-A, 5.00% 2/15/2028	4,820	5,107

The Tax-Exempt Bond Fund of America (continued)

Bonds, notes & other debt instruments (continued)	Principal amount (000)	Value (000)
Illinois (continued)		
Sports Facs. Auth., Sports Facs. Rev. Ref. Bonds (State Tax Supported), Series 2014, Assured Guaranty Municipal insured, 5.00% 6/15/2027	USD1,025	\$ 1,028
Sports Facs. Auth., Sports Facs. Rev. Ref. Bonds (State Tax Supported), Series 2019, BAM insured, 5.00% 6/15/2029	5,880	6,280
Sports Facs. Auth., Sports Facs. Rev. Ref. Bonds (State Tax Supported), Series 2019, 5.00% 6/15/2030	1,000	1,051
Sports Facs. Auth., Sports Facs. Rev. Ref. Bonds (State Tax Supported), Series 2014, Assured Guaranty Municipal insured, 5.25% 6/15/2030	4,755	4,781
Sports Facs. Auth., Sports Facs. Rev. Ref. Bonds (State Tax Supported), Series 2014, Assured Guaranty Municipal insured, 5.25% 6/15/2032	3,500	3,511
City of Springfield, Electric Rev. Ref. Bonds, Series 2015, Assured Guaranty Municipal insured, 5.00% 3/1/2031	2,220	2,253
City of Springfield, Electric Rev. Ref. Bonds, Series 2015, Assured Guaranty Municipal insured, 5.00% 3/1/2032	3,000	3,045
City of Springfield, Electric Rev. Ref. Bonds, Series 2015, Assured Guaranty Municipal insured, 5.00% 3/1/2040	4,000	4,032
Toll Highway Auth., Toll Highway Rev. Bonds, Series 2013-A, 5.00% 1/1/2027	2,570	2,578
Toll Highway Auth., Toll Highway Rev. Bonds, Series 2013-A, 5.00% 1/1/2028	1,000	1,003
Toll Highway Auth., Toll Highway Rev. Bonds, Series 2013-A, 5.00% 1/1/2029	5,860	5,877
Toll Highway Auth., Toll Highway Rev. Bonds, Series 2013-A, 5.00% 1/1/2030	7,100	7,121
Toll Highway Auth., Toll Highway Rev. Bonds, Series 2013-A, 5.00% 1/1/2033	2,200	2,206
Toll Highway Auth., Toll Highway Rev. Bonds, Series 2016-B, 5.00% 1/1/2033	5,000	5,231
Toll Highway Auth., Toll Highway Rev. Bonds, Series 2015-B, 5.00% 1/1/2034	1,000	1,036
Toll Highway Auth., Toll Highway Rev. Bonds, Series 2016-B, 5.00% 1/1/2035	3,055	3,191
Toll Highway Auth., Toll Highway Rev. Bonds, Series 2015-B, 5.00% 1/1/2036	2,000	2,068
Toll Highway Auth., Toll Highway Rev. Bonds, Series 2016-B, 5.00% 1/1/2036	2,000	2,085
Toll Highway Auth., Toll Highway Rev. Bonds, Series 2015-B, 5.00% 1/1/2037	1,500	1,551
Toll Highway Auth., Toll Highway Rev. Bonds, Series 2016-B, 5.00% 1/1/2037	1,900	1,980
Toll Highway Auth., Toll Highway Rev. Bonds, Series 2013-A, 5.00% 1/1/2038	30,430	30,520
Toll Highway Auth., Toll Highway Rev. Bonds, Series 2014-B, 5.00% 1/1/2038	2,500	2,508
Toll Highway Auth., Toll Highway Rev. Bonds, Series 2017-A, 5.00% 1/1/2038	4,000	4,259
Toll Highway Auth., Toll Highway Rev. Bonds, Series 2019-A, 4.00% 1/1/2039	5,745	5,880
Toll Highway Auth., Toll Highway Rev. Bonds, Series 2014-B, 5.00% 1/1/2039	3,000	3,009
Toll Highway Auth., Toll Highway Rev. Bonds, Series 2015-A, 5.00% 1/1/2040	7,500	7,641
Toll Highway Auth., Toll Highway Rev. Bonds, Series 2015-B, 5.00% 1/1/2040	9,220	9,462
Toll Highway Auth., Toll Highway Rev. Bonds, Series 2020-A, 5.00% 1/1/2040	1,000	1,106
Toll Highway Auth., Toll Highway Rev. Bonds, Series 2016-B, 5.00% 1/1/2041	23,730	24,370
Toll Highway Auth., Toll Highway Rev. Bonds, Series 2021-A, 5.00% 1/1/2041	15,000	16,711
Toll Highway Auth., Toll Highway Rev. Bonds, Series 2017-A, 5.00% 1/1/2042	7,750	8,139
Toll Highway Auth., Toll Highway Rev. Bonds, Series 2023-A, 5.00% 1/1/2042	2,650	3,001
Toll Highway Auth., Toll Highway Rev. Bonds, Series 2019-A, 4.00% 1/1/2044	2,000	2,000
Toll Highway Auth., Toll Highway Rev. Bonds, Series 2019-A, 5.00% 1/1/2044	5,500	5,909
Toll Highway Auth., Toll Highway Rev. Bonds, Series 2023-A, 5.00% 1/1/2044	16,215	18,144
Toll Highway Auth., Toll Highway Rev. Bonds, Series 2020-A, 5.00% 1/1/2045	16,215	17,552
Toll Highway Auth., Toll Highway Rev. Bonds, Series 2023-A, 5.25% 1/1/2045	7,000	7,913
Toll Highway Auth., Toll Highway Rev. Ref. Bonds, Series 2024-A, 5.00% 1/1/2037	8,050	9,649
Toll Highway Auth., Toll Highway Rev. Ref. Bonds, Series 2024-A, 5.00% 1/1/2038	8,250	9,648
Board of Trustees of the University of Illinois, Auxiliary Facs. System Rev. Bonds, BAM insured, Series 2021-A, 3.00% 4/1/2036	2,355	2,201
Board of Trustees of the University of Illinois, Auxiliary Facs. System Rev. Ref. Bonds, Series 2001-A, AMBAC insured, 5.50% 4/1/2024	310	311
Board of Trustees of the University of Illinois, Auxiliary Facs. System Rev. Ref. Bonds, Series 2016-A, 5.00% 4/1/2026	1,960	2,046
Board of Trustees of the University of Illinois, Auxiliary Facs. System Rev. Ref. Bonds, Series 2015-A, 5.00% 4/1/2027	1,185	1,207
Board of Trustees of the University of Illinois, Auxiliary Facs. System Rev. Ref. Bonds, Series 2015-A, 5.00% 4/1/2030	3,120	3,167
Board of Trustees of the University of Illinois, Auxiliary Facs. System Rev. Ref. Bonds, Series 2016-A, 4.00% 4/1/2032	2,930	2,962
Board of Trustees of the University of Illinois, Auxiliary Facs. System Rev. Ref. Bonds, Series 2021-A, 3.00% 4/1/2033	3,295	3,221
Board of Trustees of the University of Illinois, Auxiliary Facs. System Rev. Ref. Bonds, Series 2016-A, 4.00% 4/1/2033	4,535	4,581
Board of Trustees of the University of Illinois, Auxiliary Facs. System Rev. Ref. Bonds, Series 2016-A, 4.00% 4/1/2034	5,000	5,042
Board of Trustees of the University of Illinois, Auxiliary Facs. System Rev. Ref. Bonds, Series 2016-A, Assured Guaranty Municipal insured, 4.00% 4/1/2036	5,500	5,537

The Tax-Exempt Bond Fund of America (continued)

Bonds, notes & other debt instruments (continued)	Principal amount (000)	Value (000)
Illinois (continued)		
Board of Trustees of the University of Illinois, Rev. Ref. Certs. of Part., Series 2014-C, 5.00% 3/15/2024	USD1,925	\$ 1,929
Board of Trustees of the University of Illinois, Rev. Ref. Certs. of Part., Series 2008-A, Assured Guaranty Municipal insured, 5.00% 10/1/2025	2,315	2,319
Village of Volo, Special Service Area No. 17, Special Tax Bonds, Series 2017, 5.50% 3/1/2047	2,828	2,832
Village of Volo, Special Service Areas Nos. 3 and 6 (Symphony Meadows / Lancaster Falls Projects), Special Tax Rev. Ref. Bonds, Series 2016, Assured Guaranty Municipal insured, 2.75% 3/1/2024	948	947
Village of Volo, Special Service Areas Nos. 3 and 6 (Symphony Meadows / Lancaster Falls Projects), Special Tax Rev. Ref. Bonds, Series 2016, Assured Guaranty Municipal insured, 2.875% 3/1/2025	503	499
Village of Volo, Special Service Areas Nos. 3 and 6 (Symphony Meadows / Lancaster Falls Projects), Special Tax Rev. Ref. Bonds, Series 2016, Assured Guaranty Municipal insured, 3.00% 3/1/2026	863	861
County of Will, Community Unit School Dist. No. 365-U (Valley View), G.O. School Bonds, Capital Appreciation Bonds, Series 2005, National insured, 0% 11/1/2024	9,830	9,579
County of Will, Community Unit School Dist. No. 365-U (Valley View), G.O. School Bonds, Capital Appreciation Bonds, Series 2005, National insured, 0% 11/1/2024 (escrowed to maturity)	6,000	5,858
County of Will, Community Unit School Dist. No. 365-U (Valley View), G.O. School Bonds, Capital Appreciation Bonds, Series 2005, National insured, 0% 11/1/2024 (escrowed to maturity)	540	527
County of Will, Community Unit School Dist. No. 365-U (Valley View), G.O. School Bonds, Capital Appreciation Bonds, Series 2005, National insured, 0% 11/1/2025	8,820	8,315
County of Will, Community Unit School Dist. No. 365-U (Valley View), G.O. School Bonds, Capital Appreciation Bonds, Series 2005, National insured, 0% 11/1/2025 (escrowed to maturity)	295	280
United City of Yorkville, Special Service Area Nos. 2005-108 and 2005-109, Special Tax Rev. Ref. Bonds, Series 2016, Assured Guaranty Municipal insured, 2.75% 3/1/2024	1,161	1,160
United City of Yorkville, Special Service Area Nos. 2005-108 and 2005-109, Special Tax Rev. Ref. Bonds, Series 2016, Assured Guaranty Municipal insured, 3.00% 3/1/2025	724	719
United City of Yorkville, Special Service Area Nos. 2005-108 and 2005-109, Special Tax Rev. Ref. Bonds, Series 2016, Assured Guaranty Municipal insured, 3.125% 3/1/2026	1,289	1,289
United City of Yorkville, Special Service Area Nos. 2005-108 and 2005-109, Special Tax Rev. Ref. Bonds, Series 2016, Assured Guaranty Municipal insured, 3.25% 3/1/2027	1,358	1,362
United City of Yorkville, Special Service Area Nos. 2005-108 and 2005-109, Special Tax Rev. Ref. Bonds, Series 2016, Assured Guaranty Municipal insured, 4.00% 3/1/2036	995	1,006
		2,485,295
Indiana 1.01%		
Fin. Auth., Health System Rev. Bonds (Franciscan Alliance, Inc.), Series 2016-B, 5.00% 11/1/2041	12,300	12,508
Fin. Auth., Health System Rev. Bonds (Franciscan Alliance, Inc.), Series 2016-A, 5.00% 11/1/2051	16,400	16,621
Fin. Auth., Hospital Rev. Bonds (Goshen Health), Series 2019-A, 5.00% 11/1/2034	725	752
Fin. Auth., Hospital Rev. Bonds (Goshen Health), Series 2019-A, 5.00% 11/1/2035	1,335	1,383
Fin. Auth., Hospital Rev. Bonds (Goshen Health), Series 2019-A, 4.00% 11/1/2038	2,045	1,982
Fin. Auth., Hospital Rev. Bonds (Goshen Health), Series 2019-A, 4.00% 11/1/2039	1,820	1,751
Fin. Auth., Hospital Rev. Bonds (Goshen Health), Series 2019-A, 4.00% 11/1/2043	8,005	7,452
Fin. Auth., Hospital Rev. Bonds (Marion General Hospital), Series 2020-A, 4.00% 7/1/2045	10,000	9,407
Fin. Auth., Hospital Rev. Bonds (Marion General Hospital), Series 2020-A, 4.00% 7/1/2050	15,000	13,734
Fin. Auth., Hospital Rev. Ref. Bonds (Indiana University Health Obligated Group), Series 2014-A, 5.00% 12/1/2029	1,000	1,015
Fin. Auth., Hospital Rev. Ref. Bonds (Indiana University Health Obligated Group), Series 2015-A, 4.00% 12/1/2040	3,500	3,503
Fin. Auth., Hospital Rev. Ref. Bonds (Indiana University Health), Series 2023-B-2, 5.00% 10/1/2060 (put 7/1/2030)	5,000	5,541
Fin. Auth., Hospital Rev. Ref. Bonds (Indiana University Health), Series 2023-B-1, 5.00% 10/1/2062 (put 7/1/2028)	7,435	7,999
Fin. Auth., Hospital Rev. Ref. Bonds (Methodist Hospitals, Inc.), Series 2014-A, 5.00% 9/15/2025	1,525	1,537
Fin. Auth., Hospital Rev. Ref. Bonds (Methodist Hospitals, Inc.), Series 2014-A, 5.00% 9/15/2029	1,000	983
Fin. Auth., Hospital Rev. Ref. Bonds (Methodist Hospitals, Inc.), Series 2014-A, 5.00% 9/15/2031	1,700	1,665
Fin. Auth., Midwestern Disaster Relief Rev. Bonds (Ohio Valley Electric Corp. Project), Series 2012-B, 3.00% 11/1/2030	2,750	2,571
Fin. Auth., Midwestern Disaster Relief Rev. Bonds (Ohio Valley Electric Corp. Project), Series 2012-A, 4.25% 11/1/2030	7,270	7,326
Fin. Auth., Pollution Control Rev. Bonds (Ohio Valley Electric Corp. Project), Series 2010-B, 2.50% 11/1/2030	1,790	1,621
Fin. Auth., Pollution Control Rev. Bonds (Ohio Valley Electric Corp. Project), Series 2010-A, 3.00% 11/1/2030	3,140	2,935
Fin. Auth., Rev. Bonds (BHI Senior Living Obligated Group), Series 2018-A, 5.00% 11/15/2027	1,050	1,070
Fin. Auth., Rev. Bonds (BHI Senior Living Obligated Group), Series 2018-A, 5.00% 11/15/2028	1,100	1,127
Fin. Auth., Rev. Bonds (BHI Senior Living Obligated Group), Series 2018-A, 5.00% 11/15/2043	420	421
Fin. Auth., Rev. Bonds (BHI Senior Living Obligated Group), Series 2016-A, 5.25% 11/15/2046	3,340	3,356
Fin. Auth., Rev. Ref. Bonds (BHI Senior Living Obligated Group), Series 2021-A, 4.00% 11/15/2041	1,545	1,376
Fin. Auth., Wastewater Utility Rev. Ref. Bonds (CWA Auth. Project), Series 2021-2, 3.00% 10/1/2039	2,000	1,791
Fin. Auth., Wastewater Utility Rev. Ref. Bonds (CWA Auth. Project), Series 2023-A, 5.00% 10/1/2039	1,075	1,228

The Tax-Exempt Bond Fund of America (continued)

Bonds, notes & other debt instruments (continued)

	Principal amount (000)	Value (000)
Indiana (continued)		
Fin. Auth., Wastewater Utility Rev. Ref. Bonds (CWA Auth. Project), Series 2024-A, 5.00% 10/1/2041	USD1,500	\$ 1,654
Fin. Auth., Wastewater Utility Rev. Ref. Bonds (CWA Auth. Project), Series 2024-A, 5.00% 10/1/2042	2,350	2,579
Fin. Auth., Wastewater Utility Rev. Ref. Bonds (CWA Auth. Project), Series 2024-A, 5.00% 10/1/2043	1,000	1,092
Fin. Auth., Wastewater Utility Rev. Ref. Bonds (CWA Auth. Project), Series 2024-A, 5.00% 10/1/2044	4,770	5,190
Fin. Auth., Wastewater Utility Rev. Ref. Green Bonds (CWA Auth. Project), Series 2021-A, 4.00% 10/1/2046	2,000	2,002
Housing and Community Dev. Auth., Collateralized Rev. Bonds (RD Moving Forward Biggs Project), Series 2022, 2.00% 4/1/2025 (put 4/1/2024)	1,125	1,121
Housing and Community Dev. Auth., Single Family Mortgage Rev. Bonds, Series 2020-B-1, 1.95% 7/1/2035	2,665	2,169
Housing and Community Dev. Auth., Single Family Mortgage Rev. Bonds, Series 2019-B, 3.50% 1/1/2049	2,205	2,175
Housing and Community Dev. Auth., Single Family Mortgage Rev. Bonds, Series 2020-A, 3.75% 1/1/2049	3,180	3,152
Housing and Community Dev. Auth., Single Family Mortgage Rev. Bonds, Series 2021-B, 3.00% 7/1/2050	1,645	1,593
Housing and Community Dev. Auth., Single Family Mortgage Rev. Bonds, Series 2021-A, 3.00% 7/1/2051	3,520	3,416
Housing and Community Dev. Auth., Single Family Mortgage Rev. Bonds, Series 2021-C-1, 3.00% 1/1/2052	3,270	3,152
Housing and Community Dev. Auth., Single Family Mortgage Rev. Bonds, Series 2022-A, 3.00% 7/1/2052	11,160	10,746
Housing and Community Dev. Auth., Single Family Mortgage Rev. Bonds, Series 2022-C-1, 5.00% 7/1/2053	1,275	1,317
City of Indianapolis, Local Public Improvement Bond Bank Bonds (Indianapolis Airport Auth. Project), Series 2019-I-2, 5.00% 1/1/2034	1,170	1,315
City of Indianapolis, Local Public Improvement Bond Bank Bonds (Indianapolis Airport Auth. Project), Series 2019-I-2, 5.00% 1/1/2035	1,230	1,380
City of Indianapolis, Local Public Improvement Bond Bank Bonds (Indianapolis Airport Auth. Project), Series 2019-I-2, 5.00% 1/1/2036	1,295	1,447
City of Indianapolis, Local Public Improvement Bond Bank Bonds (Indianapolis Airport Auth. Project), Series 2019-I-2, 5.00% 1/1/2037	1,355	1,505
City of Indianapolis, Local Public Improvement Bond Bank Bonds (Indianapolis Airport Auth. Project), Series 2019-I-1, 5.00% 1/1/2044	5,100	5,507
City of Indianapolis, Local Public Improvement Bond Bank Bonds (Indianapolis Airport Auth. Project), Series 2023-I-1, 5.00% 1/1/2048	2,000	2,200
City of Indianapolis, Local Public Improvement Bond Bank Bonds (Indianapolis Airport Auth. Project), Series 2019-I-1, 4.00% 1/1/2050	31,485	30,969
City of Indianapolis, Local Public Improvement Bond Bank Bonds (Indianapolis Airport Auth. Project), Series 2023-I-1, 5.00% 1/1/2053	4,500	4,906
City of Indianapolis, Local Public Improvement Bond Bank Rev. Bonds, Capital Appreciation Bonds, Series 1999-E, AMBAC insured, 0% 2/1/2025	2,540	2,453
City of Indianapolis, Local Public Improvement Bond Bank Rev. Ref. Bonds (Cityway 1 Project), Series 2021-B, 5.00% 2/1/2034	1,415	1,416
City of Indianapolis, Local Public Improvement Bond Bank Rev. Ref. Bonds (Cityway 1 Project), Series 2021-B, 5.00% 2/1/2036	1,080	1,080
Municipal Power Agcy., Power Supply System Rev. Bonds, Series 2016-C, 5.00% 1/1/2036	4,550	4,715
Municipal Power Agcy., Power Supply System Rev. Bonds, Series 2016-C, 5.00% 1/1/2037	5,970	6,170
Municipal Power Agcy., Power Supply System Rev. Bonds, Series 2013-A, 5.00% 1/1/2042	2,750	2,752
Municipal Power Agcy., Power Supply System Rev. Bonds, Series 2022-A, 5.50% 1/1/2053	1,000	1,112
City of Rockport, Pollution Control Rev. Ref. Bonds (Indiana Michigan Power Co. Project), Series 2002-A, 2.75% 6/1/2025	3,200	3,159
City of Rockport, Pollution Control Rev. Ref. Bonds (Indiana Michigan Power Co. Project), Series 2009-B, 3.05% 6/1/2025	12,635	12,522
		238,621

Iowa 0.33%

Fin. Auth., Health Facs. Rev. Bonds (UnityPoint Health), Series 2014-C, 4.00% 2/15/2033	8,650	8,650
Fin. Auth., Midwestern Disaster Area Rev. Ref. Bonds (Iowa Fertilizer Co. Project), Series 2022, 5.00% 12/1/2050 (put 12/1/2042)	2,690	2,827
Fin. Auth., Midwestern Disaster Area Rev. Ref. Bonds (Iowa Fertilizer Co. Project), Series 2022, 5.00% 12/1/2050	1,500	1,571
Fin. Auth., Multi Family Housing Rev. Bonds (AHEPA 192-IV Apartments Projects), Series 2023, 5.00% 11/1/2026 (put 11/1/2025)	4,060	4,139
Fin. Auth., Senior Housing Rev. Bonds (Northcrest, Inc. Project), Series 2018-A, 5.00% 3/1/2028	260	259
Fin. Auth., Single Family Mortgage Bonds (Mortgage-Backed Securities Program), Series 2016-A, 4.00% 7/1/2046	450	449
Fin. Auth., Single Family Mortgage Bonds (Mortgage-Backed Securities Program), Series 2021-A, 3.00% 1/1/2047	2,500	2,417
Fin. Auth., Single Family Mortgage Bonds (Mortgage-Backed Securities Program), Series 2017-C, 3.50% 1/1/2047	2,645	2,616
Fin. Auth., Single Family Mortgage Bonds (Mortgage-Backed Securities Program), Series 2018-A, 4.00% 7/1/2047	1,310	1,306
Fin. Auth., Single Family Mortgage Bonds (Mortgage-Backed Securities Program), Series 2019-A, 4.00% 7/1/2047	985	981
Fin. Auth., Single Family Mortgage Bonds (Mortgage-Backed Securities Program), Series 2019-D, 3.50% 1/1/2049	1,425	1,399
Fin. Auth., Single Family Mortgage Bonds (Mortgage-Backed Securities Program), Series 2020-A, 3.75% 1/1/2050	2,995	2,968

The Tax-Exempt Bond Fund of America (continued)

Bonds, notes & other debt instruments (continued)

	Principal amount (000)	Value (000)
Iowa (continued)		
Fin. Auth., Single Family Mortgage Bonds (Mortgage-Backed Securities Program), Series 2021-B, 3.00% 7/1/2051	USD6,820	\$ 6,613
Fin. Auth., Single Family Mortgage Bonds (Mortgage-Backed Securities Program), Series 2022-J, 6.00% 7/1/2052	3,920	4,196
Fin. Auth., Single Family Mortgage Bonds (Mortgage-Backed Securities Program), Series 2023-G, 6.25% 7/1/2053	5,150	5,657
Fin. Auth., State Revolving Fund Rev. Green Bonds, Series 2021-A, 5.00% 8/1/2034	2,000	2,344
PEFA, Inc., Gas Project Rev. Bonds, Series 2019, 5.00% 9/1/2049 (put 9/1/2026)	18,915	19,395
Tobacco Settlement Auth., Tobacco Settlement Asset-Backed Bonds, Series 2021-A-2, 4.00% 6/1/2035	2,000	2,076
Tobacco Settlement Auth., Tobacco Settlement Asset-Backed Bonds, Series 2021-A-2, 4.00% 6/1/2037	1,900	1,940
Tobacco Settlement Auth., Tobacco Settlement Asset-Backed Bonds, Series 2021-A-2, 4.00% 6/1/2039	2,145	2,155
Board of Regents of the University of Iowa, Hospital Rev. Bonds (University of Iowa Hospitals and Clinics), Series 2022-B, 3.00% 9/1/2056	7,000	5,141
		<u>79,099</u>
Kansas 0.11%		
Ellis County Unified School Dist. No. 489, G.O. Rev. Ref. and Improvement Bonds, Series 2022-B, Assured Guaranty Municipal insured, 5.00% 9/1/2042	2,000	2,181
Ellis County Unified School Dist. No. 489, G.O. Rev. Ref. and Improvement Bonds, Series 2022-B, Assured Guaranty Municipal insured, 5.00% 9/1/2047	2,750	2,955
City of Overland Park, Special Obligation Sales Tax Rev. Bonds (Bluhawk Star Bond Project), Series 2022-A, 5.50% 11/15/2028 ²	450	462
Dept. of Transportation, Highway Rev. Bonds, Series 2004-C-4, (1-month USD-LIBOR x 0.70 + 0.50%) 4.327% 9/1/2024 ^{1,6}	8,300	8,310
University of Kansas Hospital Auth., Health Facs. Rev. Bonds (University of Kansas Health System), Series 2017-A, 5.00% 3/1/2047 (preref. 3/1/2027)	3,245	3,456
Unified Government of Wyandotte County, Special Obligation Improvement Rev. Ref. Bonds (Wyandotte Plaza Redev. Project), Series 2016, 4.00% 12/1/2028	165	157
Unified Government of Wyandotte County, Special Obligation Improvement Rev. Ref. Bonds (Wyandotte Plaza Redev. Project), Series 2016, 5.00% 12/1/2034	625	602
Unified Government of Wyandotte County, Special Obligation Rev. Bonds (Village East Project Area Nos. 2B, 3 and 5), Series 2022, 5.25% 9/1/2035 ²	7,640	7,543
		<u>25,666</u>
Kentucky 1.38%		
City of Ashland, Medical Center Rev. Bonds (Ashland Hospital Corp. - King's Daughters Medical Center Project), Series 2016-A, 5.00% 2/1/2040	4,120	4,171
City of Ashland, Medical Center Rev. Ref. Bonds (Ashland Hospital Corp. - King's Daughters Medical Center Project), Series 2019, 4.00% 2/1/2035	465	468
Econ. Dev. Fin. Auth., Health System Rev. Bonds (Norton Healthcare, Inc.), Capital Appreciation Bonds, Series 2000-B, National insured, 0% 10/1/2027	1,000	870
Econ. Dev. Fin. Auth., Hospital Rev. Bonds (Baptist Healthcare System Obligated Group), Series 2017-B, 5.00% 8/15/2036	3,320	3,462
Econ. Dev. Fin. Auth., Hospital Rev. Bonds (Baptist Healthcare System Obligated Group), Series 2017-B, 5.00% 8/15/2041	3,450	3,543
Econ. Dev. Fin. Auth., Hospital Rev. Bonds (Baptist Healthcare System Obligated Group), Series 2017-B, 5.00% 8/15/2046	2,750	2,798
Econ. Dev. Fin. Auth., Louisville Arena Project Rev. Ref. Bonds (Louisville Arena Auth., Inc.), Series 2017-A, Assured Guaranty Municipal insured, 4.00% 12/1/2041	1,000	999
Econ. Dev. Fin. Auth., Louisville Arena Project Rev. Ref. Bonds (Louisville Arena Auth., Inc.), Series 2017-A, Assured Guaranty Municipal insured, 5.00% 12/1/2045	11,700	12,179
Econ. Dev. Fin. Auth., Louisville Arena Project Rev. Ref. Bonds (Louisville Arena Auth., Inc.), Series 2017-A, Assured Guaranty Municipal insured, 5.00% 12/1/2047	2,965	2,966
Housing Corp., Multi Family Housing Rev. Bonds (Beecher Terrace Phase IV Project), Series 2023, 5.00% 9/1/2043 (put 9/1/2026)	1,255	1,292
Housing Corp., Multi Family Housing Rev. Bonds (Bowling Green Towers Project), Series 2022, 3.50% 9/1/2025 (put 9/1/2024)	22,209	22,134
Housing Corp., Multi Family Housing Rev. Bonds (Cambridge Square Project), Series 2021, 0.30% 8/1/2024 (put 2/1/2024)	1,105	1,105
Housing Corp., Single Family Mortgage Rev. Bonds, Series 2024-A, 6.25% 7/1/2054	2,980	3,341
Louisville/Jefferson Metro County Government, Health System Rev. Bonds (Norton Healthcare, Inc.), Series 2016-A, 5.00% 10/1/2029	4,085	4,251
Louisville/Jefferson Metro County Government, Health System Rev. Bonds (Norton Healthcare, Inc.), Series 2016-A, 5.00% 10/1/2033	1,000	1,038

The Tax-Exempt Bond Fund of America (continued)

Bonds, notes & other debt instruments (continued)

	Principal amount (000)	Value (000)
Kentucky (continued)		
Louisville/Jefferson Metro County Government, Health System Rev. Bonds (Norton Healthcare, Inc.), Series 2016-A, 4.00% 10/1/2035	USD4,280	\$ 4,288
Louisville/Jefferson Metro County Government, Health System Rev. Bonds (Norton Healthcare, Inc.), Series 2016-A, 4.00% 10/1/2036	11,800	11,811
Louisville/Jefferson Metro County Government, Health System Rev. Bonds (Norton Healthcare, Inc.), Series 2020-A, 5.00% 10/1/2037	2,500	2,655
Louisville/Jefferson Metro County Government, Health System Rev. Bonds (Norton Healthcare, Inc.), Series 2020-A, 5.00% 10/1/2038	2,300	2,431
Louisville/Jefferson Metro County Government, Health System Rev. Bonds (Norton Healthcare, Inc.), Series 2020-A, 4.00% 10/1/2040	930	914
Louisville/Jefferson Metro County Government, Health System Rev. Bonds (Norton Healthcare, Inc.), Series 2020-A, 3.00% 10/1/2043	2,500	1,963
Louisville/Jefferson Metro County Government, Health System Rev. Bonds (Norton Healthcare, Inc.), Series 2020-D, 5.00% 10/1/2047 (put 10/1/2029)	5,505	6,018
Louisville/Jefferson Metro County Government, Hospital Rev. Bonds (UofL Health Project), Series 2022-A, 5.00% 5/15/2047	10,000	10,528
Louisville/Jefferson Metro County Government, Hospital Rev. Bonds (UofL Health Project), Series 2022-A, Assured Guaranty Municipal insured, 5.00% 5/15/2047	4,000	4,231
Louisville/Jefferson Metro County Government, Hospital Rev. Bonds (UofL Health Project), Series 2022-A, 5.00% 5/15/2052	25,310	26,404
City of Paducah, Electric Plant Board, Rev. Ref. Bonds, Series 2016-A, Assured Guaranty Municipal insured, 5.00% 10/1/2027	2,000	2,101
City of Paducah, Electric Plant Board, Rev. Ref. Bonds, Series 2016-A, Assured Guaranty Municipal insured, 5.00% 10/1/2028	1,500	1,576
City of Paducah, Electric Plant Board, Rev. Ref. Bonds, Series 2016-A, Assured Guaranty Municipal insured, 5.00% 10/1/2032	2,610	2,725
City of Paducah, Electric Plant Board, Rev. Ref. Bonds, Series 2016-A, Assured Guaranty Municipal insured, 5.00% 10/1/2033	2,185	2,280
Public Energy Auth., Gas Supply Rev. Bonds, Series 2018-A, 4.00% 4/1/2048 (put 4/1/2024)	2,500	2,503
Public Energy Auth., Gas Supply Rev. Bonds, Series 2018-B, 4.00% 1/1/2049 (put 1/1/2025)	17,000	17,020
Public Energy Auth., Gas Supply Rev. Bonds, Series 2019-A-1, 4.00% 12/1/2049 (put 6/1/2025)	26,480	26,525
Public Energy Auth., Gas Supply Rev. Bonds, Series 2018-B, (1-month USD-LIBOR x 0.67 + 1.12%) 4.783% 12/1/2049 (put 6/1/2025) ^{1,6}	3,340	3,329
Public Energy Auth., Gas Supply Rev. Bonds, Series 2019-C-1, 4.00% 2/1/2050 (put 2/1/2028)	1,200	1,203
Public Energy Auth., Gas Supply Rev. Bonds, Series 2020-A, 4.00% 12/1/2050 (put 6/1/2026)	16,500	16,527
Public Energy Auth., Gas Supply Rev. Bonds, Series 2022-A-1, 4.00% 8/1/2052 (put 8/1/2030)	43,300	43,386
Public Energy Auth., Gas Supply Rev. Ref. Bonds, Series 2023-A-1, 5.25% 4/1/2054 (put 2/1/2032)	48,425	52,630
Public Transportation Infrastructure Auth., Toll Rev. Ref. Bonds, Series 2021-B, Assured Guaranty Municipal insured, 4.00% 7/1/2049 ²	3,335	3,166
Public Transportation Infrastructure Auth., Toll Rev. Ref. Bonds, Series 2021-B, Assured Guaranty Municipal insured, 4.00% 7/1/2053 ²	15,910	14,927
		<u>325,758</u>
Louisiana 1.16%		
Aviation Board, General Airport Rev. Bonds (North Terminal Project), Series 2015-A, 5.00% 1/1/2033	845	856
Aviation Board, General Airport Rev. Bonds (North Terminal Project), Series 2017-A, 5.00% 1/1/2035	1,340	1,410
Aviation Board, General Airport Rev. Bonds (North Terminal Project), Series 2015-A, 5.00% 1/1/2040	1,300	1,311
Aviation Board, General Airport Rev. Bonds (North Terminal Project), Series 2015-A, 5.00% 1/1/2045	2,500	2,514
Aviation Board, General Airport Rev. Ref. Bonds (Gulf Opportunity Zone Projects), Series 2019, 5.00% 1/1/2034	1,150	1,261
Aviation Board, General Airport Rev. Ref. Bonds (Gulf Opportunity Zone Projects), Series 2019, 4.00% 1/1/2037	1,000	1,017
Aviation Board, General Airport Rev. Ref. Bonds (Gulf Opportunity Zone Projects), Series 2019, 5.00% 1/1/2040	1,625	1,727
Aviation Board, General Airport Rev. Ref. Bonds (Gulf Opportunity Zone Projects), Series 2019, 5.00% 1/1/2041	1,710	1,813
Citizens Property Insurance Corp., Assessment Rev. Ref. Bonds, Series 2016-A, 5.00% 6/1/2026	6,000	6,276
Parish of East Baton Rouge, Capital Improvements Dist., Sales Tax Rev. Bonds, Series 2019, 5.00% 8/1/2024	700	707
Parish of East Baton Rouge, Road and Street Improvement Sales Tax Rev. Ref. Bonds, Series 2020, Assured Guaranty Municipal insured, 5.00% 8/1/2029	1,000	1,118
Parish of East Baton Rouge, Sewerage Commission, Multi Modal Rev. Ref. Bonds, Series 2021-A, 1.30% 2/1/2041 (put 2/1/2028)	18,305	16,286
Parish of East Baton Rouge, Sewerage Commission, Rev. Ref. Bonds, Series 2019, 5.00% 2/1/2032	2,070	2,313
Parish of East Baton Rouge, Sewerage Commission, Rev. Ref. Bonds, Series 2019, 5.00% 2/1/2033	1,790	1,999
Parish of East Baton Rouge, Sewerage Commission, Rev. Ref. Bonds, Series 2019, 5.00% 2/1/2034	1,500	1,677
Parish of East Baton Rouge, Sewerage Commission, Rev. Ref. Bonds, Series 2019, 4.00% 2/1/2045	16,500	16,520

The Tax-Exempt Bond Fund of America (continued)

Bonds, notes & other debt instruments (continued)	Principal amount (000)	Value (000)
Louisiana (continued)		
Gasoline and Fuels Tax Rev. Ref. Bonds, Series 2022-A, (USD-SOFR x 0.50 + 0.50%) 4.224% 5/1/2043 (put 5/1/2026) ¹	USD2,230	\$ 2,183
Grant Anticipation Rev. Bonds, Series 2023, 5.00% 9/1/2026	305	322
Grant Anticipation Rev. Bonds, Series 2023, 5.00% 9/1/2034	1,000	1,169
Grant Anticipation Rev. Bonds, Series 2023, 5.00% 9/1/2035	7,810	9,122
Greater New Orleans Expressway Commission, Toll Rev. Bonds, Series 2017, Assured Guaranty Municipal insured, 5.00% 11/1/2042	4,000	4,080
Greater New Orleans Expressway Commission, Toll Rev. Bonds, Series 2017, Assured Guaranty Municipal insured, 5.00% 11/1/2047	3,320	3,366
Housing Corp., Single Family Mortgage Rev. Bonds (Home Ownership Program), Series 2021-D, 3.25% 12/1/2052	7,805	7,594
Housing Corp., Single Family Mortgage Rev. Bonds (Home Ownership Program), Series 2023-A, 5.75% 6/1/2054	1,000	1,084
Parish of Jefferson, Sales Tax Rev. Ref. Bonds, Series 2019-A, Assured Guaranty Municipal insured, 5.00% 12/1/2026	1,000	1,056
Parish of Jefferson, Sales Tax Rev. Ref. Bonds, Series 2019-B, Assured Guaranty Municipal insured, 4.00% 12/1/2037	3,000	3,094
Parish of Livingston, Juban Crossing Econ. Dev. Dist., Rev. Ref. Bonds (Drainage Projects), Series 2015-C, 7.00% 9/15/2044 ²	1,465	1,467
Local Government Environmental Facs. and Community Dev. Auth., Rev. Bonds (Southeastern Louisiana University Student Housing Project), Series 2017, Assured Guaranty Municipal insured, 5.00% 8/1/2030	2,000	2,110
Local Government Environmental Facs. and Community Dev. Auth., Rev. Ref. Bonds (East Baton Rouge Sewerage Commission Projects), Series 2023, 5.00% 2/1/2036	115	131
Local Government Environmental Facs. and Community Dev. Auth., Rev. Ref. Bonds (East Baton Rouge Sewerage Commission Projects), Series 2023, 5.00% 2/1/2041	3,130	3,458
Local Government Environmental Facs. and Community Dev. Auth., Rev. Ref. Bonds (Entergy Louisiana, LLC Projects), Series 2021-A, 2.00% 6/1/2030	1,100	971
Local Government Environmental Facs. and Community Dev. Auth., Rev. Ref. Bonds (Entergy Louisiana, LLC Projects), Series 2021-B, 2.50% 4/1/2036	47,740	39,719
Local Government Environmental Facs. and Community Dev. Auth., Rev. Ref. Bonds (Louisiana Community and Technical College System Act 391 Projects), Series 2017, BAM insured, 5.00% 10/1/2028	2,500	2,732
Local Government Environmental Facs. and Community Dev. Auth., Rev. Ref. Bonds (Ragin' Cajun Facs., Inc. Project), Series 2017, Assured Guaranty Municipal insured, 5.00% 10/1/2030	3,940	4,197
Local Government Environmental Facs. and Community Dev. Auth., Rev. Ref. Bonds (Ragin' Cajun Facs., Inc. Project), Series 2017, Assured Guaranty Municipal insured, 5.00% 10/1/2032	4,580	4,877
Local Government Environmental Facs. and Community Dev. Auth., Rev. Ref. Bonds (Ragin' Cajun Facs., Inc. Project), Series 2017, Assured Guaranty Municipal insured, 5.00% 10/1/2033	4,620	4,910
Local Government Environmental Facs. and Community Dev. Auth., Rev. Ref. Bonds (Ragin' Cajun Facs., Inc. Project), Series 2017, Assured Guaranty Municipal insured, 5.00% 10/1/2034	4,895	5,206
Local Government Environmental Facs. and Community Dev. Auth., Rev. Ref. Bonds (Ragin' Cajun Facs., Inc. Project), Series 2017, Assured Guaranty Municipal insured, 5.00% 10/1/2036	4,680	4,930
Local Government Environmental Facs. and Community Dev. Auth., Rev. Ref. Bonds (Ragin' Cajun Facs., Inc. Project), Series 2017, Assured Guaranty Municipal insured, 5.00% 10/1/2043	1,250	1,289
Local Government Environmental Facs. and Community Dev. Auth., Rev. Ref. Bonds (Westlake Chemical Corp. Projects), Series 2017, 3.50% 11/1/2032	5,000	4,785
Louisiana Stadium and Exposition Dist., Rev. Bonds, Series 2023-A, 5.00% 7/1/2035	2,250	2,616
Louisiana Stadium and Exposition Dist., Rev. Bonds, Series 2023-A, 5.00% 7/1/2036	1,400	1,615
Louisiana Stadium and Exposition Dist., Rev. Bonds, Series 2023-A, 5.00% 7/1/2037	1,250	1,429
City of New Orleans, Regional Transit Auth., Sales Tax Rev. Ref. Bonds, Series 2020-A, Assured Guaranty Municipal insured, 5.00% 1/1/2034	2,000	2,280
City of New Orleans, Regional Transit Auth., Sales Tax Rev. Ref. Bonds, Series 2020-A, Assured Guaranty Municipal insured, 5.00% 1/1/2035	1,500	1,705
City of New Orleans, Sewerage Service Rev. and Rev. Ref. Bonds, Series 2015, 5.00% 6/1/2030 (preref. 6/1/2025)	900	924
City of New Orleans, Sewerage Service Rev. and Rev. Ref. Bonds, Series 2015, 5.00% 6/1/2045 (preref. 6/1/2025)	1,350	1,386
City of New Orleans, Sewerage Service Rev. Bonds, Series 2020-B, 5.00% 6/1/2045	1,500	1,585
City of New Orleans, Sewerage Service Rev. Bonds, Series 2020-B, 4.00% 6/1/2050	2,400	2,265
City of New Orleans, Water Rev. and Rev. Ref. Bonds, Series 2014, 5.00% 12/1/2029 (preref. 12/1/2025)	900	934
City of New Orleans, Water Rev. and Rev. Ref. Bonds, Series 2014, 5.00% 12/1/2044 (preref. 12/1/2024)	2,860	2,906
Public Facs. Auth., Hospital Rev. Bonds (Louisiana Children's Medical Center Project), Series 2015-A-3, 5.00% 6/1/2045 (put 6/1/2028)	680	725
Public Facs. Auth., Hospital Rev. Ref. Bonds (Franciscan Missionaries of Our Lady Health System Project), Series 2015-A, 5.00% 7/1/2033	4,970	5,055

The Tax-Exempt Bond Fund of America (continued)

Bonds, notes & other debt instruments (continued)	Principal amount (000)	Value (000)
Louisiana (continued)		
Public Facs. Auth., Hospital Rev. Ref. Bonds (Franciscan Missionaries of Our Lady Health System Project), Series 2015-A, 5.00% 7/1/2033 (preref. 7/1/2025)	USD30	\$ 31
Public Facs. Auth., Lease Rev. Bonds (Provident Group - Flagship Properties, LLC - Louisiana State University Greenhouse Dist. Phase II Project), Series 2017, 5.00% 7/1/2052	1,000	1,017
Public Facs. Auth., Lease Rev. Bonds (Provident Group - Flagship Properties, LLC - Louisiana State University Greenhouse Dist. Phase II Project), Series 2017, 5.00% 7/1/2057	8,395	8,522
Public Facs. Auth., Lease Rev. Bonds (Provident Group - Flagship Properties, LLC - Louisiana State University Nicholson Gateway Project), Series 2016-A, 5.00% 7/1/2046	1,100	1,120
Public Facs. Auth., Lease Rev. Bonds (Provident Group - Flagship Properties, LLC - Louisiana State University Nicholson Gateway Project), Series 2016-A, 5.00% 7/1/2051	14,020	14,199
Public Facs. Auth., Lease Rev. Bonds (Provident Group - Flagship Properties, LLC - Louisiana State University Nicholson Gateway Project), Series 2016-A, 5.00% 7/1/2056	10,670	10,786
Public Facs. Auth., Rev. and Rev. Ref. Bonds (Ochsner Clinic Foundation Project), Series 2017, 5.00% 5/15/2042	1,400	1,440
Public Facs. Auth., Rev. Bonds (Ochsner Clinic Foundation Project), Series 2016, 5.00% 5/15/2032 (preref. 5/15/2026)	5	5
Public Facs. Auth., Rev. Bonds (Ochsner Clinic Foundation Project), Series 2015, 5.00% 5/15/2033	3,455	3,533
Public Facs. Auth., Rev. Bonds (Ochsner Clinic Foundation Project), Series 2016, 5.00% 5/15/2034 (preref. 5/15/2026)	10	10
Public Facs. Auth., Rev. Ref. Bonds (Nineteenth Judicial Dist. Court Building Project), Series 2015, Assured Guaranty Municipal insured, 5.25% 6/1/2051 (preref. 6/1/2025)	6,405	6,604
Public Facs. Auth., Rev. Ref. Bonds (Ochsner Clinic Foundation Project), Series 2015, 5.00% 5/15/2032	2,000	2,046
Public Facs. Auth., Rev. Ref. Bonds (Ochsner Clinic Foundation Project), Series 2016, 5.00% 5/15/2032	495	512
Public Facs. Auth., Rev. Ref. Bonds (Ochsner Clinic Foundation Project), Series 2016, 5.00% 5/15/2034	1,490	1,541
Public Facs. Auth., Rev. Ref. Bonds (Ochsner Clinic Foundation Project), Series 2015, 5.00% 5/15/2047	4,000	4,039
Parish of St. John the Baptist, Rev. Ref. Bonds (Marathon Oil Corp. Project), Series 2017, 2.10% 6/1/2037 (put 7/1/2024)	2,035	2,013
Parish of St. John the Baptist, Rev. Ref. Bonds (Marathon Oil Corp. Project), Series 2017-B-1, 2.125% 6/1/2037 (put 7/1/2024)	4,700	4,647
Parish of St. John the Baptist, Rev. Ref. Bonds (Marathon Oil Corp. Project), Series 2017, 2.20% 6/1/2037 (put 7/1/2026)	7,070	6,708
Parish of St. John the Baptist, Rev. Ref. Bonds (Marathon Oil Corp. Project), Series 2017-B-2, 2.375% 6/1/2037 (put 7/1/2026)	4,200	4,002
City of Shreveport, Water and Sewer Rev. Bonds, Series 2018-C, BAM insured, 5.00% 12/1/2029	3,300	3,543
		<u>274,400</u>
Maine 0.13%		
Health and Higher Educational Facs. Auth., Rev. Bonds (Eastern Maine Healthcare Systems Obligated Group Issue), Series 2016-A, 5.00% 7/1/2046	1,595	1,487
Housing Auth., Mortgage Purchase Bonds, Series 2020-F, 2.00% 11/15/2035	1,750	1,441
Housing Auth., Mortgage Purchase Bonds, Series 2020-F, 2.15% 11/15/2040	1,000	746
Housing Auth., Mortgage Purchase Bonds, Series 2021-A, 2.05% 11/15/2041	1,185	838
Housing Auth., Mortgage Purchase Bonds, Series 2021-A, 2.15% 11/15/2046	5,000	3,273
Housing Auth., Mortgage Purchase Bonds, Series 2021-C, 2.30% 11/15/2046	4,850	3,310
Housing Auth., Mortgage Purchase Bonds, Series 2017-A, 4.00% 11/15/2047	365	364
Housing Auth., Mortgage Purchase Bonds, Series 2017-B, 4.00% 11/15/2047	390	389
Housing Auth., Mortgage Purchase Bonds, Series 2019-A, 4.00% 11/15/2049	1,015	1,012
Housing Auth., Mortgage Purchase Bonds, Series 2019-C, 4.00% 11/15/2050	2,360	2,354
Turnpike Auth., Turnpike Rev. Bonds, Series 2018, 5.00% 7/1/2047	9,000	9,468
Turnpike Auth., Turnpike Rev. Bonds, Series 2020, 5.00% 7/1/2050	6,000	6,416
		<u>31,098</u>
Maryland 1.17%		
County of Anne Arundel, Consolidated Special Taxing Dist. Rev. Ref. Bonds (The Villages of Dorchester and Farmington Village Projects), Series 2013, 5.00% 7/1/2032	985	986
County of Baltimore, Rev. Bonds (Oak Crest Village, Inc. Fac.), Series 2016, 5.00% 1/1/2029	1,090	1,114
County of Baltimore, Rev. Bonds (Oak Crest Village, Inc. Fac.), Series 2016, 5.00% 1/1/2030	1,000	1,023
County of Baltimore, Rev. Bonds (Riderwood Village, Inc. Fac.), Series 2020, 5.00% 1/1/2026	465	474
County of Baltimore, Rev. Bonds (Riderwood Village, Inc. Fac.), Series 2020, 5.00% 1/1/2027	3,065	3,168
County of Baltimore, Rev. Bonds (Riderwood Village, Inc. Fac.), Series 2020, 5.00% 1/1/2028	3,215	3,360
County of Baltimore, Rev. Bonds (Riderwood Village, Inc. Fac.), Series 2020, 4.00% 1/1/2029	1,000	1,012
County of Baltimore, Rev. Bonds (Riderwood Village, Inc. Fac.), Series 2020, 4.00% 1/1/2030	1,655	1,683

The Tax-Exempt Bond Fund of America (continued)

Bonds, notes & other debt instruments (continued)

	Principal amount (000)	Value (000)
Maryland (continued)		
County of Baltimore, Rev. Bonds (Riderwood Village, Inc. Fac.), Series 2020, 4.00% 1/1/2031	USD1,225	\$ 1,246
County of Baltimore, Rev. Bonds (Riderwood Village, Inc. Fac.), Series 2020, 4.00% 1/1/2032	700	712
County of Baltimore, Rev. Bonds (Riderwood Village, Inc. Fac.), Series 2020, 4.00% 1/1/2033	200	203
County of Baltimore, Rev. Bonds (Riderwood Village, Inc. Fac.), Series 2020, 4.00% 1/1/2035	200	202
County of Baltimore, Rev. Bonds (Riderwood Village, Inc. Fac.), Series 2020, 4.00% 1/1/2036	3,055	3,074
County of Baltimore, Rev. Bonds (Riderwood Village, Inc. Fac.), Series 2020, 4.00% 1/1/2050	5,630	5,119
County of Baltimore, Rev. Bonds (Riverwood Village, Inc. Fac.), Series 2020, 4.00% 1/1/2045	3,500	3,308
Mayor and City Council of Baltimore, Rev. Bonds (Wastewater Projects), Series 2014-C, 5.00% 7/1/2032	2,000	2,031
Mayor and City Council of Baltimore, Rev. Bonds (Wastewater Projects), Series 2014-C, 5.00% 7/1/2044	5,000	5,041
Mayor and City Council of Baltimore, Rev. Ref. Bonds (Wastewater Projects), Series 2014, 5.00% 7/1/2039	2,215	2,242
Community Dev. Administration, Dept. of Housing and Community Dev., Housing Rev. Bonds, Series 2015-B, 4.05% 7/1/2040	2,500	2,500
Community Dev. Administration, Dept. of Housing and Community Dev., Residential Rev. Bonds, Series 2020-D, 1.95% 9/1/2035	2,600	2,107
Community Dev. Administration, Dept. of Housing and Community Dev., Residential Rev. Bonds, Series 2021-B, 2.10% 9/1/2041	1,650	1,195
Community Dev. Administration, Dept. of Housing and Community Dev., Residential Rev. Bonds, Series 2018-A, 4.50% 9/1/2048	4,175	4,212
Community Dev. Administration, Dept. of Housing and Community Dev., Residential Rev. Bonds, Series 2019-B, 4.00% 9/1/2049	2,205	2,199
Community Dev. Administration, Dept. of Housing and Community Dev., Residential Rev. Bonds, Series 2019-C, 3.50% 3/1/2050	13,230	13,026
Community Dev. Administration, Dept. of Housing and Community Dev., Residential Rev. Bonds, Series 2020-A, 3.75% 3/1/2050	15,030	14,893
Community Dev. Administration, Dept. of Housing and Community Dev., Residential Rev. Bonds, Series 2020-D, 3.25% 9/1/2050	8,255	8,083
Community Dev. Administration, Dept. of Housing and Community Dev., Residential Rev. Bonds, Series 2021-A, 3.00% 9/1/2051	7,315	7,103
Community Dev. Administration, Dept. of Housing and Community Dev., Residential Rev. Bonds, Series 2021-C, 3.00% 9/1/2051	38,705	37,430
Community Dev. Administration, Dept. of Housing and Community Dev., Residential Rev. Bonds, Series 2023-A, 5.50% 9/1/2053	18,740	20,130
Community Dev. Administration, Dept. of Housing and Community Dev., Residential Rev. Bonds, Series 2023-D, 5.75% 9/1/2054	2,310	2,477
Community Dev. Administration, Dept. of Housing and Community Dev., Residential Rev. Ref. Bonds, Series 2015-A, 3.50% 9/1/2045	520	517
Community Dev. Administration, Dept. of Housing and Community Dev., Rev. Bonds, Series 2021-C, 2.60% 1/1/2042	1,700	1,324
Econ. Dev. Corp., Econ. Dev. Rev. Ref. Bonds (Transportation Facs. Project), Series 2017-A, 5.00% 6/1/2027	1,350	1,412
Econ. Dev. Corp., Econ. Dev. Rev. Ref. Bonds (Transportation Facs. Project), Series 2017-A, 5.00% 6/1/2028	2,000	2,120
Econ. Dev. Corp., Econ. Dev. Rev. Ref. Bonds (Transportation Facs. Project), Series 2017-A, 5.00% 6/1/2030	1,250	1,326
Econ. Dev. Corp., Econ. Dev. Rev. Ref. Bonds (Transportation Facs. Project), Series 2017-A, 5.00% 6/1/2031	1,000	1,058
Econ. Dev. Corp., Econ. Dev. Rev. Ref. Bonds (Transportation Facs. Project), Series 2017-A, 5.00% 6/1/2035	2,000	2,109
Econ. Dev. Corp., Senior Student Housing Rev. Ref. Bonds (University of Maryland, Baltimore Project), Series 2015, 5.00% 7/1/2035	1,000	1,009
Econ. Dev. Corp., Senior Student Housing Rev. Ref. Bonds (University of Maryland, Baltimore Project), Series 2015, 5.00% 7/1/2039	2,605	2,614
Econ. Dev. Corp., Special Obligation Bonds (Metro Centre at Owings Mills Project), Series 2017, 4.50% 7/1/2044	3,960	3,789
Econ. Dev. Corp., Student Housing Rev. Bonds (Towson University Project), Series 2012, 5.00% 7/1/2029	250	250
Econ. Dev. Corp., Student Housing Rev. Ref. Bonds (Frostburg State University Project), Series 2013, 5.00% 10/1/2033	1,000	1,000
Econ. Dev. Corp., Student Housing Rev. Ref. Bonds (Towson University Project), Series 2017, 5.00% 7/1/2027	135	139
Econ. Dev. Corp., Student Housing Rev. Ref. Bonds (Towson University Project), Series 2017, 5.00% 7/1/2028	175	179
Econ. Dev. Corp., Student Housing Rev. Ref. Bonds (Towson University Project), Series 2017, 5.00% 7/1/2029	190	194
Econ. Dev. Corp., Student Housing Rev. Ref. Bonds (Towson University Project), Series 2017, 5.00% 7/1/2030	325	332
Econ. Dev. Corp., Student Housing Rev. Ref. Bonds (Towson University Project), Series 2017, 5.00% 7/1/2031	375	382
Econ. Dev. Corp., Student Housing Rev. Ref. Bonds (Towson University Project), Series 2017, 5.00% 7/1/2032	325	330
Econ. Dev. Corp., Student Housing Rev. Ref. Bonds (Towson University Project), Series 2017, 5.00% 7/1/2036	600	604
G.O. Bonds, State and Local Facs. Loan of 2019, Series 2019-1, 3.00% 3/15/2034	3,000	2,954
G.O. Bonds, State and Local Facs. Loan of 2022, Series 2022-A-3, 5.00% 6/1/2036	1,500	1,766
Health and Higher Educational Facs. Auth., Rev. Bonds (Adventist HealthCare Issue), Series 2016-A, 5.50% 1/1/2046	5,000	5,092
Health and Higher Educational Facs. Auth., Rev. Bonds (Broadmead Issue), Series 2018-A, 5.00% 7/1/2030	690	720

The Tax-Exempt Bond Fund of America (continued)

Bonds, notes & other debt instruments (continued)	Principal amount (000)	Value (000)
Maryland (continued)		
Health and Higher Educational Facs. Auth., Rev. Bonds (Broadmead Issue), Series 2018-A, 5.00% 7/1/2038	USD240	\$ 248
Health and Higher Educational Facs. Auth., Rev. Bonds (Broadmead Issue), Series 2018-A, 5.00% 7/1/2043	700	712
Health and Higher Educational Facs. Auth., Rev. Bonds (Broadmead Issue), Series 2018-A, 5.00% 7/1/2048	940	947
Health and Higher Educational Facs. Auth., Rev. Bonds (Charlestown Community Issue), Series 2016-A, 5.00% 1/1/2026	210	216
Health and Higher Educational Facs. Auth., Rev. Bonds (Charlestown Community Issue), Series 2016-A, 5.00% 1/1/2036	2,835	2,931
Health and Higher Educational Facs. Auth., Rev. Bonds (Charlestown Community Issue), Series 2016-A, 5.00% 1/1/2045	13,000	13,232
Health and Higher Educational Facs. Auth., Rev. Bonds (Loyola University Maryland Issue), Series 2014, 5.00% 10/1/2027	125	126
Health and Higher Educational Facs. Auth., Rev. Bonds (Loyola University Maryland Issue), Series 2014, 5.00% 10/1/2028	215	217
Health and Higher Educational Facs. Auth., Rev. Bonds (Loyola University Maryland Issue), Series 2014, 5.00% 10/1/2032	165	166
Health and Higher Educational Facs. Auth., Rev. Bonds (MedStar Health Issue), Series 2015, 5.00% 8/15/2026	4,290	4,366
Health and Higher Educational Facs. Auth., Rev. Bonds (Mercy Medical Center Issue), Series 2016-A, 5.00% 7/1/2032	800	824
Health and Higher Educational Facs. Auth., Rev. Bonds (Mercy Medical Center Issue), Series 2016-A, 5.00% 7/1/2033	1,000	1,030
Health and Higher Educational Facs. Auth., Rev. Bonds (Mercy Medical Center Issue), Series 2016-A, 5.00% 7/1/2034	1,800	1,856
Health and Higher Educational Facs. Auth., Rev. Bonds (Mercy Medical Center Issue), Series 2016-A, 5.00% 7/1/2036	1,500	1,542
Health and Higher Educational Facs. Auth., Rev. Ref. Bonds (MedStar Health Issue), Series 2015, 5.00% 8/15/2038	9,000	9,118
County of Howard, Special Obligation Bonds (Annapolis Junction Town Center Project), Series 2014, 6.10% 2/15/2044	4,015	4,016
County of Montgomery, Housing Opportunities Commission, Program Rev. Bonds, Series 2019-A, 4.00% 7/1/2049	2,170	2,164
County of Montgomery, Housing Opportunities Commission, Single Family Housing Rev. Bonds, Series 2013-A, 4.00% 1/1/2031	515	515
County of Montgomery, Housing Opportunities Commission, Single Family Housing Rev. Bonds, Series 2017-A, 4.00% 7/1/2048	375	374
County of Montgomery, Housing Opportunities Commission, Single Family Housing Rev. Bonds, Series 2018-A, 4.00% 7/1/2049	2,545	2,537
County of Montgomery, Housing Opportunities Commission, Single Family Mortgage Rev. Bonds, Series 2021-A, 3.00% 1/1/2050	3,950	3,813
County of Prince George, Special Obligation Bonds (Suitland-Naylor Road Project), Series 2016, 4.75% 7/1/2036 ²	1,750	1,761
County of Prince George, Special Obligation Bonds (Suitland-Naylor Road Project), Series 2016, 5.00% 7/1/2046 ²	500	500
County of Prince George, Special Obligation Bonds (Woodview Village Infrastructure Improvements), Series 1997-A, 4.70% 7/1/2026	1,595	1,598
County of Prince George, Special Obligation Rev. Ref. Bonds (Woodview Village Phase II Infrastructure Improvements), Series 2006, Assured Guaranty insured, 5.00% 7/1/2026	630	631
County of Prince George, Special Obligation Rev. Ref. Bonds (Woodview Village Phase II Infrastructure Improvements), Series 2006, Assured Guaranty insured, 5.00% 7/1/2032	1,150	1,152
County of Prince George, Special Tax Dist. Bonds (Victoria Falls Project), Series 2005, 5.25% 7/1/2035	3,666	3,685
Dept. of Transportation, Consolidated Transportation Bonds, Series 2021-A, 2.00% 10/1/2034	1,800	1,519
Transportation Auth., Transportation Facs. Projects Rev. Bonds, Series 2021-A, 3.00% 7/1/2037	1,000	927
Transportation Auth., Transportation Facs. Projects Rev. Bonds, Series 2020, 4.00% 7/1/2037	2,000	2,091
Transportation Auth., Transportation Facs. Projects Rev. Bonds, Series 2021-A, 3.00% 7/1/2038	1,750	1,592
Transportation Auth., Transportation Facs. Projects Rev. Bonds, Series 2021-A, 4.00% 7/1/2038	1,225	1,276
Transportation Auth., Transportation Facs. Projects Rev. Bonds, Series 2020, 4.00% 7/1/2045	9,500	9,578
University System of Maryland, Auxiliary Fac. and Tuition Rev. Ref. Bonds, Series 2021-A, 4.00% 4/1/2040	8,010	8,277
Washington Suburban Sanitary Dist., Consolidated Public Improvement Bonds, Series 2021, 2.125% 6/1/2036	2,630	2,177
Washington Suburban Sanitary Dist., Consolidated Public Improvement Bonds, Series 2018, 4.00% 6/1/2038	3,900	3,991
Washington Suburban Sanitary Dist., Consolidated Public Improvement Rev. Ref. Bonds, Series 2017, 3.00% 6/1/2031	3,170	3,165
		<u>277,443</u>

The Tax-Exempt Bond Fund of America (continued)

Bonds, notes & other debt instruments (continued)	Principal amount (000)	Value (000)
Massachusetts 0.81%		
Clean Water Trust, Revolving Fund Rev. Ref. Green Bonds, Series 2023-2B, 5.00% 2/1/2042	USD1,000	\$ 1,145
Clean Water Trust, Revolving Fund Rev. Ref. Green Bonds, Series 2023-2B, 5.00% 2/1/2044	3,150	3,584
Dev. Fin. Agcy., Rev. Bonds (Carleton-Willard Village Issue), Series 2019, 4.00% 12/1/2042	1,200	1,095
Dev. Fin. Agcy., Rev. Bonds (Carleton-Willard Village Issue), Series 2019, 5.00% 12/1/2042	730	743
Dev. Fin. Agcy., Rev. Bonds (Linden Ponds, Inc. Issue), Series 2018, 5.00% 11/15/2038 ²	3,490	3,631
Dev. Fin. Agcy., Rev. Bonds (Linden Ponds, Inc. Issue), Series 2018, 5.125% 11/15/2046 ²	3,000	3,101
Dev. Fin. Agcy., Rev. Bonds (Loomis Communities Issue), Series 2022, 4.00% 1/1/2036 ²	400	393
Dev. Fin. Agcy., Rev. Bonds (Loomis Communities Issue), Series 2021, 4.00% 1/1/2041	445	413
Dev. Fin. Agcy., Rev. Bonds (Loomis Communities Issue), Series 2021, 4.00% 1/1/2051	200	170
Dev. Fin. Agcy., Rev. Bonds (Loomis Communities Issue), Series 2022, 4.00% 1/1/2051 ²	520	443
Dev. Fin. Agcy., Rev. Bonds (Mass General Brigham, Inc.), Series 2019-T-1, (SIFMA Municipal Swap Index + 0.60%) 5.15% 7/1/2049 (put 1/29/2026) ^{1,2}	1,885	1,877
Dev. Fin. Agcy., Rev. Bonds (Partners HealthCare System Issue), Series 2017-S-2, 5.00% 7/1/2038 (put 1/30/2025)	6,000	6,105
Dev. Fin. Agcy., Rev. Bonds (UMass Memorial Health Care Obligated Group Issue), Series 2016-I, 5.00% 7/1/2030	2,000	2,073
Dev. Fin. Agcy., Rev. Bonds (UMass Memorial Health Care Obligated Group Issue), Series 2016-I, 5.00% 7/1/2031	1,925	1,995
Dev. Fin. Agcy., Rev. Bonds (Wellforce Obligated Issue), Series 2019-A, 5.00% 7/1/2029	500	518
Dev. Fin. Agcy., Rev. Bonds (Wellforce Obligated Issue), Series 2019-A, 5.00% 7/1/2030	600	620
Dev. Fin. Agcy., Rev. Bonds (Wellforce Obligated Issue), Series 2019-A, 5.00% 7/1/2031	500	516
Dev. Fin. Agcy., Rev. Bonds (Wellforce Obligated Issue), Series 2019-A, Assured Guaranty Municipal insured, 5.00% 7/1/2033	805	828
Dev. Fin. Agcy., Rev. Bonds (Wellforce Obligated Issue), Series 2019-A, 5.00% 7/1/2034	675	693
Dev. Fin. Agcy., Rev. Ref. Bonds (Berkshire Health Systems Issue), Series 2021-I, 5.00% 10/1/2028	800	859
Dev. Fin. Agcy., Rev. Ref. Bonds (Orchard Cove, Inc. Issue), Series 2019, 4.00% 10/1/2029	1,245	1,244
Dev. Fin. Agcy., Rev. Ref. Bonds (Orchard Cove, Inc. Issue), Series 2019, 5.00% 10/1/2039	500	510
Dev. Fin. Agcy., Rev. Ref. Bonds (Orchard Cove, Inc. Issue), Series 2019, 5.00% 10/1/2049	4,900	4,879
Dev. Fin. Agcy., Rev. Ref. Bonds (Salem Community Corp. Issue), Series 2022, 5.00% 1/1/2025	730	726
Dev. Fin. Agcy., Rev. Ref. Bonds (Suffolk University Issue), Series 2019, 5.00% 7/1/2029	500	532
Dev. Fin. Agcy., Rev. Ref. Bonds (Suffolk University Issue), Series 2017, 5.00% 7/1/2030	1,000	1,045
Dev. Fin. Agcy., Rev. Ref. Bonds (Suffolk University Issue), Series 2019, 5.00% 7/1/2031	1,300	1,379
Dev. Fin. Agcy., Rev. Ref. Bonds (Suffolk University Issue), Series 2019, 5.00% 7/1/2033	1,590	1,685
Dev. Fin. Agcy., Rev. Ref. Bonds (Suffolk University Issue), Series 2017, 5.00% 7/1/2034	1,000	1,039
Dev. Fin. Agcy., Rev. Ref. Bonds (Suffolk University Issue), Series 2019, 5.00% 7/1/2035	1,000	1,053
Dev. Fin. Agcy., Rev. Ref. Bonds (Suffolk University Issue), Series 2019, 5.00% 7/1/2036	445	465
Dev. Fin. Agcy., Rev. Ref. Bonds (Suffolk University Issue), Series 2019, 5.00% 7/1/2037	605	628
Dev. Fin. Agcy., Rev. Ref. Bonds (Suffolk University Issue), Series 2019, 5.00% 7/1/2038	340	351
G.O. Bonds, Consolidated Loan, Series 2018-A, 5.00% 1/1/2033	4,000	4,360
G.O. Bonds, Consolidated Loan, Series 2018-A, 5.00% 1/1/2034	4,000	4,358
G.O. Bonds, Consolidated Loan, Series 2024-A, 5.00% 1/1/2038	1,000	1,182
G.O. Bonds, Consolidated Loan, Series 2018-A, 5.00% 1/1/2039	7,500	7,996
G.O. Bonds, Consolidated Loan, Series 2024-A, 5.00% 1/1/2042	1,000	1,146
G.O. Bonds, Consolidated Loan, Series 2024-A, 5.00% 1/1/2049	30,000	33,224
G.O. Bonds, Consolidated Loan, Series 2024-A, 5.00% 1/1/2054	32,500	35,649
G.O. Rev. Ref. Bonds, Series 2024-A, 5.00% 3/1/2038	1,000	1,183
Housing Fin. Agcy., Housing Bonds, Series 2019-B-1, 2.75% 12/1/2034	1,520	1,356
Housing Fin. Agcy., Housing Bonds, Series 2009-C, 5.35% 12/1/2049	2,465	2,466
Housing Fin. Agcy., Housing Green Bonds, Series 2021-A-2, 0.45% 12/1/2024	3,325	3,240
Housing Fin. Agcy., Housing Green Bonds, Series 2019-C-1, 2.65% 12/1/2034	1,950	1,717
Housing Fin. Agcy., Single Family Housing Rev. Bonds, Series 178, 3.50% 6/1/2042	700	696
Housing Fin. Agcy., Single Family Housing Rev. Bonds, Series 181, 4.00% 12/1/2044	170	170
Housing Fin. Agcy., Single Family Housing Rev. Bonds, Series 172, 4.00% 6/1/2045	50	50
Housing Fin. Agcy., Single Family Housing Rev. Bonds, Series 183, 3.50% 12/1/2046	230	228
Housing Fin. Agcy., Single Family Housing Rev. Bonds, Series 190, 4.00% 12/1/2048	3,805	3,793
Housing Fin. Agcy., Single Family Housing Rev. Bonds, Series 195, 4.00% 12/1/2048	2,250	2,243
Housing Fin. Agcy., Single Family Housing Rev. Bonds, Series 203, 4.50% 12/1/2048	450	452
Housing Fin. Agcy., Single Family Housing Rev. Bonds, Series 211, 3.50% 12/1/2049	5,130	5,064
Housing Fin. Agcy., Single Family Housing Rev. Bonds, Series 214, 3.75% 12/1/2049	3,605	3,579
Housing Fin. Agcy., Single Family Housing Rev. Bonds, Series 224, 5.00% 6/1/2050	255	263
Housing Fin. Agcy., Single Family Housing Rev. Bonds, Series 221, 3.00% 12/1/2050	3,555	3,445
Special Obligation Dedicated Tax Rev. Ref. Bonds, Series 2005, FGIC National insured, 5.50% 1/1/2034	14,500	17,015
State College Building Auth., Project Rev. Bonds, Series 1999-A, National insured, 0% 5/1/2026 (escrowed to maturity)	1,000	933

The Tax-Exempt Bond Fund of America (continued)

Bonds, notes & other debt instruments (continued)

	Principal amount (000)	Value (000)
Massachusetts (continued)		
State College Building Auth., Rev. Ref. Bonds, Series 2016-A, 5.00% 5/1/2041 (preref. 5/1/2025)	USD5,000	\$ 5,130
Water Resources Auth., General Rev. Green Bonds, Series 2023-B, 5.00% 8/1/2040	500	577
Water Resources Auth., General Rev. Green Bonds, Series 2023-B, 5.25% 8/1/2048	2,500	2,835
		<u>190,688</u>
Michigan 3.47%		
Building Auth., Rev. Ref. Bonds (Facs. Program), Series 2015-I, 5.00% 4/15/2026	1,700	1,758
Building Auth., Rev. Ref. Bonds (Facs. Program), Series 2015-I, 5.00% 4/15/2031	4,000	4,136
Building Auth., Rev. Ref. Bonds (Facs. Program), Series 2023-II, 5.00% 10/15/2042	1,350	1,531
Building Auth., Rev. Ref. Bonds (Facs. Program), Series 2023-II, 4.00% 10/15/2047	3,500	3,518
Building Auth., Rev. Ref. Bonds (Facs. Program), Series 2022-I, 5.00% 10/15/2047	5,000	5,448
Building Auth., Rev. Ref. Bonds (Facs. Program), Series 2022-I, 4.00% 10/15/2052	2,500	2,453
Building Auth., Rev. Ref. Bonds (Facs. Program), Series 2022-I, 5.25% 10/15/2057	5,000	5,464
City of Detroit, Sewage Disposal System Rev. Ref. Bonds, Series 2006-D, Assured Guaranty Municipal insured, (3-month USD CME Term SOFR x 0.67 + 0.60%) 4.171% 7/1/2032 ¹	81,660	77,792
City of Detroit, Unlimited Tax G.O. Bonds, Series 2018, 5.00% 4/1/2027	1,000	1,037
City of Detroit, Unlimited Tax G.O. Bonds, Series 2018, 5.00% 4/1/2030	1,300	1,357
City of Detroit, Unlimited Tax G.O. Bonds, Series 2021-A, 5.00% 4/1/2039	115	120
City of Detroit, Unlimited Tax G.O. Bonds, Series 2021-A, 4.00% 4/1/2040	205	193
City of Detroit, Unlimited Tax G.O. Bonds, Series 2021-A, 4.00% 4/1/2041	635	591
City of Detroit, Unlimited Tax G.O. Bonds, Series 2021-A, 4.00% 4/1/2042	250	230
City of Detroit, Unlimited Tax G.O. Bonds, Series 2020, 5.50% 4/1/2045	1,500	1,580
City of Detroit, Unlimited Tax G.O. Bonds, Series 2021-A, 5.00% 4/1/2046	1,595	1,631
City of Detroit, Unlimited Tax G.O. Bonds, Series 2021-A, 5.00% 4/1/2050	5,305	5,390
City of Detroit, Unlimited Tax G.O. Bonds, Series 2020, 5.50% 4/1/2050	2,215	2,310
City of Detroit, Water and Sewerage Dept., Sewage Disposal System Rev. Ref. Bonds, Series 2001-B, Assured Guaranty Municipal Insured, 5.50% 7/1/2029	10,150	10,858
Detroit School Dist., Unlimited Tax G.O. Bonds, Series 2020-A, 5.00% 5/1/2031	1,435	1,611
Detroit School Dist., Unlimited Tax G.O. School Building and Site Improvement Rev. Ref. Bonds, Series 1998-C, FGIC insured, 5.25% 5/1/2025	570	579
Detroit School Dist., Unlimited Tax G.O. School Building and Site Improvement Rev. Ref. Bonds, Series 2005-A, Assured Guaranty Municipal insured, 5.25% 5/1/2032	20,000	23,308
Fin. Auth., Distributable State Aid Rev. and Rev. Ref. Bonds (Charter County of Wayne), Series 2020, 5.00% 11/1/2031	1,845	2,123
Fin. Auth., Distributable State Aid Rev. and Rev. Ref. Bonds (Charter County of Wayne), Series 2020, 4.00% 11/1/2055	7,320	6,737
Fin. Auth., Distributable State Aid Rev. and Rev. Ref. Bonds (Charter County of Wayne), Series 2020, BAM insured, 4.00% 11/1/2055	2,000	1,871
Fin. Auth., Distributable State Aid Rev. Bonds (Charter County of Wayne Criminal Justice Center Project), Series 2018, 5.00% 11/1/2036	2,500	2,704
Fin. Auth., Distributable State Aid Rev. Bonds (Charter County of Wayne Criminal Justice Center Project), Series 2018, 5.00% 11/1/2037	1,000	1,070
Fin. Auth., Distributable State Aid Rev. Bonds (Charter County of Wayne Criminal Justice Center Project), Series 2018, 5.00% 11/1/2038	1,000	1,064
Fin. Auth., Distributable State Aid Rev. Bonds (Charter County of Wayne Criminal Justice Center Project), Series 2018, 5.00% 11/1/2043	3,500	3,713
Fin. Auth., Distributable State Aid Rev. Ref. Bonds (Charter County of Wayne), Series 2020, BAM insured, 4.00% 11/1/2055	2,000	1,871
Fin. Auth., Higher Education Facs. Limited Obligation Rev. and Rev. Ref. Bonds (Albion College), Series 2022, 4.00% 12/1/2051	2,165	1,602
Fin. Auth., Hospital Rev. and Rev. Ref. Bonds (Trinity Health Credit Group), Series 2017-A, 5.00% 12/1/2034	1,300	1,381
Fin. Auth., Hospital Rev. and Rev. Ref. Bonds (Trinity Health Credit Group), Series 2017-A, 4.00% 12/1/2040	15,795	15,828
Fin. Auth., Hospital Rev. and Rev. Ref. Bonds (Trinity Health Credit Group), Series 2017, 5.00% 12/1/2046 (preref. 6/1/2027)	200	215
Fin. Auth., Hospital Rev. Bonds (CHE Trinity Health Credit Group), Series 2013-MI-2, 4.00% 12/1/2036	1,200	1,235
Fin. Auth., Hospital Rev. Bonds (Trinity Health Credit Group), Series 2013-5, 4.00% 12/1/2040 (preref. 12/1/2029)	145	157
Fin. Auth., Hospital Rev. Ref. Bonds (Beaumont - Spectrum Consolidation), Series 2022, 5.00% 4/15/2025	2,000	2,042
Fin. Auth., Hospital Rev. Ref. Bonds (Beaumont Health Credit Group), Series 2016-A, 5.00% 11/1/2044	1,000	1,007
Fin. Auth., Hospital Rev. Ref. Bonds (Henry Ford Health System), Series 2016, 5.00% 11/15/2031	4,300	4,505
Fin. Auth., Hospital Rev. Ref. Bonds (McLaren Health Care), Series 2019-A, 4.00% 2/15/2044	10,965	10,732
Fin. Auth., Hospital Rev. Ref. Bonds (McLaren Health Care), Series 2019-A, 4.00% 2/15/2047	33,235	32,026
Fin. Auth., Hospital Rev. Ref. Bonds (McLaren Health Care), Series 2019-A, 4.00% 2/15/2050	14,725	13,961

The Tax-Exempt Bond Fund of America (continued)

Bonds, notes & other debt instruments (continued)

	Principal amount (000)	Value (000)
Michigan (continued)		
Fin. Auth., Hospital Rev. Ref. Bonds (MidMichigan Health Credit Group), Series 2014, 5.00% 6/1/2039 (preref. 6/1/2024)	USD5,625	\$ 5,659
Fin. Auth., Hospital Rev. Ref. Bonds (Sparrow Obligated Group), Series 2015, 5.00% 11/15/2029	2,325	2,378
Fin. Auth., Hospital Rev. Ref. Bonds (Sparrow Obligated Group), Series 2015, 5.00% 11/15/2029 (preref. 5/15/2025)	675	690
Fin. Auth., Hospital Rev. Ref. Bonds (Sparrow Obligated Group), Series 2015, 5.00% 11/15/2031	925	946
Fin. Auth., Hospital Rev. Ref. Bonds (Sparrow Obligated Group), Series 2015, 5.00% 11/15/2031 (preref. 5/15/2025)	575	588
Fin. Auth., Hospital Rev. Ref. Bonds (Sparrow Obligated Group), Series 2015, 5.00% 11/15/2033 (preref. 5/15/2025)	1,500	1,534
Fin. Auth., Hospital Rev. Ref. Bonds (Sparrow Obligated Group), Series 2015, 5.00% 11/15/2034 (preref. 5/15/2025)	1,500	1,534
Fin. Auth., Hospital Rev. Ref. Bonds (Sparrow Obligated Group), Series 2015, 5.00% 11/15/2045 (preref. 5/15/2025)	550	563
Fin. Auth., Hospital Rev. Ref. Bonds (Sparrow Obligated Group), Series 2015, 5.00% 11/15/2045	450	460
Fin. Auth., Local Government Loan Program Rev. Bonds (Detroit Water and Sewerage Dept., Sewage Disposal System Rev. Ref. Local Project Bonds), Series 2015-C, 5.00% 7/1/2028	1,415	1,444
Fin. Auth., Local Government Loan Program Rev. Bonds (Detroit Water and Sewerage Dept., Sewage Disposal System Rev. Ref. Local Project Bonds), Series 2015-C, 5.00% 7/1/2032	1,355	1,378
Fin. Auth., Local Government Loan Program Rev. Bonds (Detroit Water and Sewerage Dept., Sewage Disposal System Rev. Ref. Local Project Bonds), Series 2015-C, 5.00% 7/1/2033	2,565	2,606
Fin. Auth., Local Government Loan Program Rev. Bonds (Detroit Water and Sewerage Dept., Sewage Disposal System Rev. Ref. Local Project Bonds), Series 2015-C, 5.00% 7/1/2034	4,900	4,978
Fin. Auth., Local Government Loan Program Rev. Bonds (Detroit Water and Sewerage Dept., Sewage Disposal System Rev. Ref. Local Project Bonds), Series 2015-D-1, 5.00% 7/1/2034	1,000	1,019
Fin. Auth., Local Government Loan Program Rev. Bonds (Detroit Water and Sewerage Dept., Sewage Disposal System Rev. Ref. Local Project Bonds), Series 2015-C, 5.00% 7/1/2035	3,000	3,044
Fin. Auth., Local Government Loan Program Rev. Bonds (Detroit Water and Sewerage Dept., Water Supply System Rev. Ref. Local Project Bonds), Series 2014-D-4, 5.00% 7/1/2034	5,555	5,590
Fin. Auth., Local Government Loan Program Rev. Bonds (Detroit Water and Sewerage Dept., Sewage Disposal System Rev. and Rev. Ref. Local Project Bonds), Series 2014-C-3, Assured Guaranty Municipal insured, 5.00% 7/1/2032	1,500	1,510
Fin. Auth., Tobacco Settlement Asset-Backed Bonds, Series 2020-A-1, 4.00% 6/1/2036	1,000	1,022
City of Flint, Hospital Building Auth., Rev. Rental Bonds (Hurley Medical Center), Series 2013-A, 5.25% 7/1/2028	3,000	3,001
City of Flint, Hospital Building Auth., Rev. Rental Bonds (Hurley Medical Center), Series 2013-A, 5.25% 7/1/2039	500	466
Counties of Genesee, Lapeer and Sanilac, Karegnondi Water Auth., Water Supply System Bonds (Karegnondi Water Pipeline), Series 2018, 5.00% 11/1/2030	1,000	1,060
Counties of Genesee, Lapeer and Sanilac, Karegnondi Water Auth., Water Supply System Bonds (Karegnondi Water Pipeline), Series 2018, 5.00% 11/1/2032	1,200	1,265
Counties of Genesee, Lapeer and Sanilac, Karegnondi Water Auth., Water Supply System Bonds (Karegnondi Water Pipeline), Series 2018, 5.00% 11/1/2035	1,580	1,659
County of Grand Traverse, Hospital Fin. Auth., Rev. and Rev. Ref. Bonds (Munson Healthcare Obligated Group), Series 2021, 3.00% 7/1/2051	8,385	6,073
Great Lakes Water Auth., Sewage Disposal System Rev. Bonds, Series 2023-C, 5.25% 7/1/2048	1,375	1,559
Great Lakes Water Auth., Sewage Disposal System Rev. Bonds, Series 2023-C, 5.25% 7/1/2053	2,925	3,283
Great Lakes Water Auth., Sewage Disposal System Rev. Ref. Bonds, Series 2018-B, 5.00% 7/1/2028	3,990	4,370
Great Lakes Water Auth., Sewage Disposal System Rev. Ref. Bonds, Series 2016-C, 5.00% 7/1/2030	2,000	2,088
Great Lakes Water Auth., Sewage Disposal System Rev. Ref. Bonds, Series 2023-A, 5.00% 7/1/2038	3,000	3,486
Great Lakes Water Auth., Water Supply System Rev. Bonds, Series 2020-A, 5.00% 7/1/2045	1,500	1,624
Great Lakes Water Auth., Water Supply System Rev. Bonds, Series 2020-B, 5.00% 7/1/2045	4,090	4,383
Great Lakes Water Auth., Water Supply System Rev. Bonds, Series 2022-B, 5.25% 7/1/2047	2,750	3,041
Great Lakes Water Auth., Water Supply System Rev. Bonds, Series 2023-B, 5.25% 7/1/2048	3,750	4,251
Great Lakes Water Auth., Water Supply System Rev. Bonds, Series 2020-A, 5.00% 7/1/2049	4,750	5,080
Great Lakes Water Auth., Water Supply System Rev. Bonds, Series 2020-B, 5.00% 7/1/2049	4,300	4,577
Great Lakes Water Auth., Water Supply System Rev. Bonds, Series 2023-B, 5.25% 7/1/2053	6,000	6,735
Great Lakes Water Auth., Water Supply System Rev. Ref. Bonds, Series 2018-A, 5.00% 7/1/2029	3,000	3,344
Great Lakes Water Auth., Water Supply System Rev. Ref. Bonds, Series 2016-D, 5.00% 7/1/2031	1,000	1,044
Great Lakes Water Auth., Water Supply System Rev. Ref. Bonds, Series 2016-B, Assured Guaranty Municipal insured, 5.00% 7/1/2034	5,760	6,022
Great Lakes Water Auth., Water Supply System Rev. Ref. Bonds, Series 2016-D, 5.00% 7/1/2036	6,800	7,068
Great Lakes Water Auth., Water Supply System Rev. Ref. Bonds, Series 2023-A, 5.00% 7/1/2037	1,500	1,767
Great Lakes Water Auth., Water Supply System Rev. Ref. Bonds, Series 2016-B, 5.00% 7/1/2046	31,685	32,444

The Tax-Exempt Bond Fund of America (continued)

Bonds, notes & other debt instruments (continued)	Principal amount (000)	Value (000)
Michigan (continued)		
Hospital Fin. Auth., Hospital Rev. Bonds (Ascension Health Senior Credit Group), Series 1999-B-3, 4.00% 11/15/2027	USD5,000	\$ 5,204
Hospital Fin. Auth., Hospital Rev. Bonds (Ascension Health Senior Credit Group), Series 1999-B-3, 4.00% 11/15/2031	4,000	4,153
Hospital Fin. Auth., Hospital Rev. Bonds (Ascension Health Senior Credit Group), Series 1999-B-3, 4.00% 11/15/2032	14,000	14,518
Hospital Fin. Auth., Hospital Rev. Ref. and Project Rev. Bonds (Ascension Health Senior Credit Group), Series 2010-F-3, 4.00% 11/15/2047 (put 7/1/2024)	6,750	6,762
Hospital Fin. Auth., Hospital Rev. Ref. and Project Rev. Bonds (Ascension Health Senior Credit Group), Series 2010-F-4, 5.00% 11/15/2047	1,500	1,574
Housing Dev. Auth., Rental Housing Rev. Bonds, Series 2019-A-1, 3.25% 10/1/2044	1,000	834
Housing Dev. Auth., Rental Housing Rev. Bonds, Series 2020-A-1, 2.70% 10/1/2045	1,650	1,266
Housing Dev. Auth., Rental Housing Rev. Bonds, Series 2021-A, 2.45% 10/1/2046	7,565	5,292
Housing Dev. Auth., Rental Housing Rev. Bonds, Series 2021-A, 2.70% 10/1/2056	15,725	10,667
Housing Dev. Auth., Single Family Mortgage Rev. Bonds, Series 2016-B, 3.10% 12/1/2031	1,025	990
Housing Dev. Auth., Single Family Mortgage Rev. Bonds, Series 2019-A, 3.35% 12/1/2034	3,000	2,971
Housing Dev. Auth., Single Family Mortgage Rev. Bonds, Series 2016-A, 4.00% 6/1/2046	410	409
Housing Dev. Auth., Single Family Mortgage Rev. Bonds, Series 2016-B, 3.50% 6/1/2047	7,435	7,365
Housing Dev. Auth., Single Family Mortgage Rev. Bonds, Series 2017-B, 3.50% 6/1/2048	4,535	4,487
Housing Dev. Auth., Single Family Mortgage Rev. Bonds, Series 2018-A, 4.00% 12/1/2048	13,400	13,360
Housing Dev. Auth., Single Family Mortgage Rev. Bonds, Series 2018-C, 4.25% 6/1/2049	11,150	11,172
Housing Dev. Auth., Single Family Mortgage Rev. Bonds, Series 2019-A, 4.25% 12/1/2049	11,305	11,340
Housing Dev. Auth., Single Family Mortgage Rev. Bonds, Series 2019-B, 3.75% 6/1/2050	3,155	3,123
Housing Dev. Auth., Single Family Mortgage Rev. Bonds, Series 2020-A, 3.50% 12/1/2050	4,960	4,877
Housing Dev. Auth., Single Family Mortgage Rev. Bonds, Series 2020-C, 3.00% 6/1/2051	3,825	3,710
Housing Dev. Auth., Single Family Mortgage Rev. Bonds, Series 2021-A, 3.00% 6/1/2052	6,075	5,872
Housing Dev. Auth., Single Family Mortgage Rev. Bonds, Series 2022-A, 5.00% 6/1/2053	8,610	8,910
Housing Dev. Auth., Single Family Mortgage Rev. Bonds, Series 2022-D, 5.50% 6/1/2053	8,670	9,144
Housing Dev. Auth., Single Family Mortgage Rev. Bonds, Series 2023-A, 5.50% 12/1/2053	8,255	8,862
Housing Dev. Auth., Single Family Mortgage Rev. Bonds, Series 2023-B, 5.75% 6/1/2054	36,715	39,440
City of Lansing, Board of Water and Light, Utility System Rev. Bonds, Series 2019-A, 5.00% 7/1/2038	2,500	2,731
City of Lansing, Board of Water and Light, Utility System Rev. Bonds, Series 2019-A, 5.00% 7/1/2044	2,000	2,142
City of Lansing, Board of Water and Light, Utility System Rev. Bonds, Series 2019-A, 5.00% 7/1/2048	5,800	6,159
City of Lansing, Board of Water and Light, Utility System Rev. Bonds, Series 2021-B, 2.00% 7/1/2051 (put 7/1/2026)	5,500	5,223
City of Lansing, Board of Water and Light, Utility System Rev. Ref. Bonds, Series 2024-A, 5.00% 7/1/2036	2,830	3,353
City of Lansing, Board of Water and Light, Utility System Rev. Ref. Bonds, Series 2024-A, 5.00% 7/1/2038	1,250	1,455
City of Lansing, Board of Water and Light, Utility System Rev. Ref. Bonds, Series 2024-A, 5.00% 7/1/2039	270	312
City of Lansing, Board of Water and Light, Utility System Rev. Ref. Bonds, Series 2024-A, 5.00% 7/1/2042	2,100	2,385
City of Lansing, Board of Water and Light, Utility System Rev. Ref. Bonds, Series 2024-A, 5.00% 7/1/2049	5,000	5,541
City of Lansing, Board of Water and Light, Utility System Rev. Ref. Bonds, Series 2024-A, 5.00% 7/1/2054	60,000	65,891
Board of Trustees of Michigan State University, Rev. Ref. Bonds, Series 2019-C, 4.00% 2/15/2039	1,140	1,164
Board of Trustees of Michigan State University, Rev. Ref. Bonds, Series 2019-C, 4.00% 2/15/2044	2,840	2,825
City of Royal Oak, Hospital Fin. Auth., Hospital Rev. Ref. Bonds (William Beaumont Hospital Obligated Group), Series 2014-D, 5.00% 9/1/2030 (preref. 3/1/2024)	1,160	1,161
City of Royal Oak, Hospital Fin. Auth., Hospital Rev. Ref. Bonds (William Beaumont Hospital Obligated Group), Series 2014-D, 5.00% 9/1/2039 (preref. 3/1/2024)	3,245	3,249
Strategic Fund, Limited Obligation Rev. Ref. Bonds (Detroit Edison Co. Exempt Facs. Project), Series 2008-ET-2, 1.35% 8/1/2029	22,000	19,193
Strategic Fund, Limited Obligation Rev. Ref. Bonds (Detroit Edison Co. Pollution Control Bonds Project), Series 1995-CC, 1.45% 9/1/2030	32,410	27,710
Trunk Line Fund Bonds, Series 2023, 5.50% 11/15/2049	5,000	5,793
County of Wayne, Airport Auth., Airport Rev. Bonds (Detroit Metropolitan Wayne County Airport), Series 2018-A, 5.00% 12/1/2032	1,500	1,654
County of Wayne, Airport Auth., Airport Rev. Bonds (Detroit Metropolitan Wayne County Airport), Series 2018-A, 5.00% 12/1/2033	1,000	1,102
County of Wayne, Airport Auth., Airport Rev. Bonds (Detroit Metropolitan Wayne County Airport), Series 2018-A, 5.00% 12/1/2034	2,000	2,200
County of Wayne, Airport Auth., Airport Rev. Bonds (Detroit Metropolitan Wayne County Airport), Series 2018-A, 5.00% 12/1/2035	4,000	4,387
County of Wayne, Airport Auth., Airport Rev. Bonds (Detroit Metropolitan Wayne County Airport), Series 2018-A, 5.00% 12/1/2036	3,500	3,819

The Tax-Exempt Bond Fund of America (continued)

Bonds, notes & other debt instruments (continued)

	Principal amount (000)	Value (000)
Michigan (continued)		
County of Wayne, Airport Auth., Airport Rev. Bonds (Detroit Metropolitan Wayne County Airport), Series 2018-A, 5.00% 12/1/2037	USD5,585	\$ 6,064
County of Wayne, Airport Auth., Airport Rev. Bonds (Detroit Metropolitan Wayne County Airport), Series 2018-A, 5.00% 12/1/2038	3,000	3,245
County of Wayne, Airport Auth., Airport Rev. Bonds (Detroit Metropolitan Wayne County Airport), Series 2023-C, Assured Guaranty Municipal insured, 5.25% 12/1/2039	2,285	2,697
County of Wayne, Airport Auth., Airport Rev. Bonds (Detroit Metropolitan Wayne County Airport), Series 2015-D, 5.00% 12/1/2040	12,800	13,017
County of Wayne, Airport Auth., Airport Rev. Bonds (Detroit Metropolitan Wayne County Airport), Series 2017-A, 5.00% 12/1/2042	1,850	1,926
County of Wayne, Airport Auth., Airport Rev. Bonds (Detroit Metropolitan Wayne County Airport), Series 2023-C, Assured Guaranty Municipal insured, 5.25% 12/1/2042	7,020	8,149
County of Wayne, Airport Auth., Airport Rev. Bonds (Detroit Metropolitan Wayne County Airport), Series 2018-A, 5.00% 12/1/2043	4,210	4,497
County of Wayne, Airport Auth., Airport Rev. Bonds (Detroit Metropolitan Wayne County Airport), Series 2014-B, 5.00% 12/1/2044	1,900	1,911
County of Wayne, Airport Auth., Airport Rev. Bonds (Detroit Metropolitan Wayne County Airport), Series 2015-D, 5.00% 12/1/2045	13,010	13,156
County of Wayne, Airport Auth., Airport Rev. Bonds (Detroit Metropolitan Wayne County Airport), Series 2021-A, 5.00% 12/1/2046	1,750	1,917
County of Wayne, Airport Auth., Airport Rev. Bonds (Detroit Metropolitan Wayne County Airport), Series 2023-A, Assured Guaranty Municipal insured, 5.25% 12/1/2048	3,500	3,952
		<u>821,654</u>
Minnesota 0.48%		
Becker Independent School Dist. No. 726, G.O. School Building Bonds, Series 2022-A, Capital Appreciation Bonds, 0% 2/1/2035	2,770	1,776
Becker Independent School Dist. No. 726, G.O. School Building Bonds, Series 2022-A, Capital Appreciation Bonds, 0% 2/1/2036	2,000	1,219
Housing Fin. Agcy., Homeownership Fin. Bonds (GNMA and FNMA Pass-Through Program), Series 2012-B, 2.25% 12/1/2042	1,919	1,668
Housing Fin. Agcy., Homeownership Fin. Bonds (GNMA and FNMA Pass-Through Program), Series 2015-A, 2.80% 2/1/2045	422	376
Housing Fin. Agcy., Homeownership Fin. Bonds (GNMA and FNMA Pass-Through Program), Series 2017-G, 2.65% 10/1/2047	9,230	8,182
Housing Fin. Agcy., Homeownership Fin. Bonds (Mortgage-Backed Securities Pass-Through Program), Series 2017-I, 2.80% 12/1/2047	3,464	3,083
Housing Fin. Agcy., Homeownership Fin. Bonds (Mortgage-Backed Securities Pass-Through Program), Series 2018-A, 3.30% 3/1/2048	781	744
Housing Fin. Agcy., Residential Housing Fin. Bonds, Series 2020-E, 2.05% 1/1/2031	1,445	1,267
Housing Fin. Agcy., Residential Housing Fin. Bonds, Series 2014-B, 4.00% 1/1/2038	70	70
Housing Fin. Agcy., Residential Housing Fin. Bonds, Series 2020-B, 2.625% 1/1/2040	1,000	841
Housing Fin. Agcy., Residential Housing Fin. Bonds, Series 2015-B, 3.50% 7/1/2046	2,095	2,074
Housing Fin. Agcy., Residential Housing Fin. Bonds, Series 2016-E, 4.00% 1/1/2047	420	419
Housing Fin. Agcy., Residential Housing Fin. Bonds, Series 2017-B, 4.00% 7/1/2047	940	937
Housing Fin. Agcy., Residential Housing Fin. Bonds, Series 2017-E, 4.00% 1/1/2048	1,415	1,411
Housing Fin. Agcy., Residential Housing Fin. Bonds, Series 2018-B, 4.00% 7/1/2048	6,005	5,989
Housing Fin. Agcy., Residential Housing Fin. Bonds, Series 2019-B, 4.25% 7/1/2049	2,855	2,863
Housing Fin. Agcy., Residential Housing Fin. Bonds, Series 2020-B, 3.50% 7/1/2050	3,455	3,404
Housing Fin. Agcy., Residential Housing Fin. Bonds, Series 2020-I, 3.00% 1/1/2051	7,675	7,447
Housing Fin. Agcy., Residential Housing Fin. Bonds, Series 2021-B, 3.00% 7/1/2051	5,530	5,351
Housing Fin. Agcy., Residential Housing Fin. Bonds, Series 2021-D, 3.00% 1/1/2052	5,855	5,657
Housing Fin. Agcy., Residential Housing Fin. Bonds, Series 2021-F, 3.00% 7/1/2052	11,740	11,335
Housing Fin. Agcy., Residential Housing Fin. Bonds, Series 2021-H, 3.00% 7/1/2052	5,720	5,532
Housing Fin. Agcy., Residential Housing Fin. Bonds, Series 2022-A, 3.00% 7/1/2052	2,205	2,125
Housing Fin. Agcy., Residential Housing Fin. Bonds, Series 2022-C, 3.50% 7/1/2052	485	475
Housing Fin. Agcy., Residential Housing Fin. Bonds, Series 2023-B, 5.75% 7/1/2053	14,735	15,692
Housing Fin. Agcy., Residential Housing Fin. Bonds, Series 2023-F, 5.75% 7/1/2053	265	284
City of Minneapolis, Health Care System Rev. Bonds (Allina Health System), Series 2023-A, 5.00% 11/15/2052 (put 11/15/2028)	3,615	3,920
City of Minneapolis, Health Care System Rev. Bonds (Allina Health System), Series 2023-B, 5.00% 11/15/2053 (put 11/15/2030)	2,000	2,202

The Tax-Exempt Bond Fund of America (continued)

Bonds, notes & other debt instruments (continued)	Principal amount (000)	Value (000)
Minnesota (continued)		
Municipal Gas Agcy., Commodity Supply Rev. Bonds, Series 2022-A, 4.00% 12/1/2052 (put 12/1/2027)	USD2,745	\$ 2,759
City of St. Paul, Housing and Redev. Auth., Hospital Fac. Rev. Bonds (HealthEast Care System Project), Series 2015-A, 5.00% 11/15/2029 (preref. 11/15/2025)	745	767
City of St. Paul, Metropolitan Airports Commission, Airport Rev. Ref. Bonds, Series 2022-A, 4.25% 1/1/2052	4,130	4,156
City of St. Paul, Metropolitan Airports Commission, Airport Rev. Ref. Bonds, Series 2022-A, 5.00% 1/1/2052	8,500	9,206
		<u>113,231</u>
Mississippi 0.24%		
Business Fin. Corp., Rev. Ref. Bonds (System Energy Resources, Inc. Project), Series 2021, 2.375% 6/1/2044	4,405	2,819
Dev. Bank, Special Obligation Bonds (Municipal Energy Agcy. of Mississippi Power Supply Project), Series 2015-A, Assured Guaranty Municipal insured, 5.00% 3/1/2031	1,590	1,651
Dev. Bank, Special Obligation Bonds (Municipal Energy Agcy. of Mississippi Power Supply Project), Series 2015-A, Assured Guaranty Municipal insured, 5.00% 3/1/2032	1,690	1,755
Dev. Bank, Special Obligation Bonds (Municipal Energy Agcy. of Mississippi Power Supply Project), Series 2015-A, Assured Guaranty Municipal insured, 5.00% 3/1/2033	1,275	1,323
Dev. Bank, Special Obligation Bonds (Municipal Energy Agcy. of Mississippi Power Supply Project), Series 2015-A, Assured Guaranty Municipal insured, 5.00% 3/1/2035	1,150	1,192
Gaming Tax Rev. Bonds, Series 2019-A, 5.00% 10/15/2032	3,000	3,203
Gaming Tax Rev. Bonds, Series 2019-A, 5.00% 10/15/2033	3,600	3,826
Gaming Tax Rev. Bonds, Series 2019-A, 5.00% 10/15/2035	2,000	2,109
Gaming Tax Rev. Bonds, Series 2019-A, 5.00% 10/15/2037	4,000	4,178
Gaming Tax Rev. Ref. Bonds, Series 2015-E, 5.00% 10/15/2029	2,500	2,560
Gaming Tax Rev. Ref. Bonds, Series 2015-E, 5.00% 10/15/2032	7,500	7,655
Gaming Tax Rev. Ref. Bonds, Series 2015-E, 5.00% 10/15/2034	12,960	13,198
Home Corp., Multi Family Housing Rev. Bonds (Southwest Village Apartments Project), Series 2022-2, 2.00% 2/1/2025 (put 2/1/2024)	2,360	2,360
Home Corp., Single Family Mortgage Rev. Bonds, Series 2017-D, 4.00% 12/1/2043	215	214
Home Corp., Single Family Mortgage Rev. Bonds, Series 2019-A, 4.00% 12/1/2048	1,240	1,237
Home Corp., Single Family Mortgage Rev. Bonds, Series 2023-A, 5.25% 12/1/2053	5,410	5,715
Home Corp., Single Family Mortgage Social Rev. Bonds, Series 2022-C, 5.00% 12/1/2052	710	733
Mississippi State University, Educational Building Corp., Rev. and Rev. Ref. Bonds (New Residence Hall and Facs. Refinancing), Series 2024-A, 4.00% 8/1/2049	2,000	1,976
		<u>57,704</u>
Missouri 0.97%		
Cities of Brentwood and Maplewood, Hanley Road Corridor Transportation Dev. Dist., Transportation Sales Tax Rev. Ref. Bonds, Series 2020, 2.00% 10/1/2039	410	405
County of Cape Girardeau, Industrial Dev. Auth., Health Facs. Rev. Bonds (SoutheastHEALTH), Series 2021, 4.00% 3/1/2041	2,300	2,295
Health and Educational Facs. Auth., Health Facs. Rev. Bonds (BJC Health System), Series 2021-A, 4.00% 7/1/2037	3,000	3,110
Health and Educational Facs. Auth., Health Facs. Rev. Bonds (BJC Health System), Series 2021-A, 4.00% 7/1/2039	3,700	3,776
Health and Educational Facs. Auth., Health Facs. Rev. Bonds (BJC Health System), Series 2021-A, 4.00% 7/1/2040	2,300	2,341
Health and Educational Facs. Auth., Health Facs. Rev. Bonds (BJC Health System), Series 2023-C, 4.00% 1/1/2050 (put 1/1/2046)	1,000	959
Health and Educational Facs. Auth., Health Facs. Rev. Bonds (Children's Mercy Hospital), Series 2017-A, 4.00% 5/15/2042	7,575	7,496
Health and Educational Facs. Auth., Health Facs. Rev. Bonds (Cox Health Project), Series 2013-A, 5.00% 11/15/2038	2,000	2,002
Health and Educational Facs. Auth., Health Facs. Rev. Bonds (SSM Health Care), Series 2014-A, 5.00% 6/1/2028 (preref. 6/1/2024)	800	805
Health and Educational Facs. Auth., Health Facs. Rev. Ref. Bonds (St. Anthony's Medical Center), Series 2015-B, 5.00% 2/1/2045	3,750	3,796
Health and Educational Facs. Auth., Senior Living Facs. Rev. Bonds (Lutheran Senior Services), Series 2016-A, 5.00% 2/1/2024	460	460
Health and Educational Facs. Auth., Senior Living Facs. Rev. Bonds (Lutheran Senior Services), Series 2016-B, 5.00% 2/1/2024	460	460
Health and Educational Facs. Auth., Senior Living Facs. Rev. Bonds (Lutheran Senior Services), Series 2014-A, 5.00% 2/1/2025	915	915
Health and Educational Facs. Auth., Senior Living Facs. Rev. Bonds (Lutheran Senior Services), Series 2014-A, 5.00% 2/1/2026	750	750

The Tax-Exempt Bond Fund of America (continued)

Bonds, notes & other debt instruments (continued)	Principal amount (000)	Value (000)
Missouri (continued)		
Health and Educational Facs. Auth., Senior Living Facs. Rev. Bonds (Lutheran Senior Services), Series 2021, 4.00% 2/1/2028	USD315	\$ 307
Health and Educational Facs. Auth., Senior Living Facs. Rev. Bonds (Lutheran Senior Services), Series 2016-B, 5.00% 2/1/2030	220	221
Health and Educational Facs. Auth., Senior Living Facs. Rev. Bonds (Lutheran Senior Services), Series 2016-B, 5.00% 2/1/2031	200	201
Health and Educational Facs. Auth., Senior Living Facs. Rev. Bonds (Lutheran Senior Services), Series 2021, 4.00% 2/1/2032	1,100	1,048
Health and Educational Facs. Auth., Senior Living Facs. Rev. Bonds (Lutheran Senior Services), Series 2019-C, 5.00% 2/1/2042	1,125	1,098
Health and Educational Facs. Auth., Senior Living Facs. Rev. Bonds (Lutheran Senior Services), Series 2019-C, 4.00% 2/1/2048	18,200	14,690
Health and Educational Facs. Auth., Senior Living Facs. Rev. Bonds (Lutheran Senior Services), Series 2019-C, 5.00% 2/1/2048	2,000	1,893
Health and Educational Facs. Auth., Senior Living Facs. Rev. Ref. Bonds (Lutheran Senior Services), Series 2016-A, 5.00% 2/1/2028	415	418
Health and Educational Facs. Auth., Senior Living Facs. Rev. Ref. Bonds (Lutheran Senior Services), Series 2016-A, 5.00% 2/1/2029	1,000	1,007
Housing Dev. Commission, Single Family Mortgage Rev. Bonds (First Place Homeownership Loan Program), Series 2016-A-2, 4.00% 5/1/2040	3,465	3,455
Housing Dev. Commission, Single Family Mortgage Rev. Bonds (First Place Homeownership Loan Program), Series 2016-B, 3.50% 5/1/2041	670	666
Housing Dev. Commission, Single Family Mortgage Rev. Bonds (First Place Homeownership Loan Program), Series 2017-D, 4.00% 5/1/2047	1,590	1,585
Housing Dev. Commission, Single Family Mortgage Rev. Bonds (First Place Homeownership Loan Program), Series 2019-A, 4.25% 5/1/2047	3,990	4,002
Housing Dev. Commission, Single Family Mortgage Rev. Bonds (First Place Homeownership Loan Program), Series 2017-B, 3.25% 9/1/2047	3,566	3,312
Housing Dev. Commission, Single Family Mortgage Rev. Bonds (First Place Homeownership Loan Program), Series 2017-C, 3.30% 12/1/2047	3,081	2,861
Housing Dev. Commission, Single Family Mortgage Rev. Bonds (First Place Homeownership Loan Program), Series 2018-A, 4.25% 5/1/2049	1,385	1,388
Housing Dev. Commission, Single Family Mortgage Rev. Bonds (First Place Homeownership Loan Program), Series 2018-B, 4.25% 5/1/2049	3,175	3,183
Housing Dev. Commission, Single Family Mortgage Rev. Bonds (First Place Homeownership Loan Program), Series 2019-C, 3.875% 5/1/2050	8,530	8,478
Housing Dev. Commission, Single Family Mortgage Rev. Bonds (First Place Homeownership Loan Program), Series 2019-B, 4.00% 5/1/2050	2,395	2,390
Housing Dev. Commission, Single Family Mortgage Rev. Bonds (First Place Homeownership Loan Program), Series 2020-A, 3.50% 11/1/2050	1,510	1,487
Housing Dev. Commission, Single Family Mortgage Rev. Bonds (First Place Homeownership Loan Program), Series 2020-C, 3.50% 11/1/2050	2,810	2,766
Housing Dev. Commission, Single Family Mortgage Rev. Bonds (First Place Homeownership Loan Program), Series 2021-A, 3.00% 5/1/2052	1,405	1,359
Housing Dev. Commission, Single Family Mortgage Rev. Bonds (First Place Homeownership Loan Program), Series 2021-B, 3.00% 5/1/2052	6,920	6,704
Housing Dev. Commission, Single Family Mortgage Rev. Bonds (First Place Homeownership Loan Program), Series 2021-C, 3.25% 11/1/2052	2,660	2,589
Housing Dev. Commission, Single Family Mortgage Rev. Bonds (First Place Homeownership Loan Program), Series 2023-B, 5.50% 5/1/2053	26,990	28,994
Housing Dev. Commission, Single Family Mortgage Rev. Bonds (First Place Homeownership Loan Program), Series 2023-A, 5.75% 5/1/2053	2,910	3,096
Housing Dev. Commission, Single Family Mortgage Rev. Bonds (First Place Homeownership Loan Program), Series 2023-C, 6.00% 5/1/2053	14,910	16,468
Housing Dev. Commission, Single Family Mortgage Rev. Bonds (First Place Homeownership Loan Program), Series 2023-E, 6.50% 5/1/2054	3,935	4,464
Housing Dev. Commission, Single Family Mortgage Rev. Bonds (Special Homeownership Loan Program), Series 2015-A, 3.75% 5/1/2038	160	159
Housing Dev. Commission, Single Family Mortgage Rev. Bonds (Special Homeownership Loan Program), Series 2014-B, 4.00% 11/1/2040	95	95
Housing Dev. Commission, Single Family Mortgage Rev. Bonds (Special Homeownership Loan Program), Series 2014-A, 4.00% 11/1/2041	20	20

The Tax-Exempt Bond Fund of America (continued)

Bonds, notes & other debt instruments (continued)	Principal amount (000)	Value (000)
Missouri (continued)		
Housing Dev. Commission, Single Family Mortgage Rev. Bonds (Special Homeownership Loan Program), Series 2015-B-2, 4.00% 11/1/2045	USD1,205	\$ 1,201
City of Lee's Summit, Special Obligation Tax Increment and Special Dist. Rev. Ref. and Improvement Bonds (Summit Fair Project), Series 2017, 4.00% 11/1/2027 ²	1,315	1,279
Municipal Fin. Corp., Leasehold Rev. Bonds (Convention Center Expansion and Improvement Projects), Series 2020, Assured Guaranty Municipal insured, 5.00% 10/1/2040	1,815	1,959
Municipal Fin. Corp., Leasehold Rev. Bonds (Convention Center Expansion and Improvement Projects), Series 2020, Assured Guaranty Municipal insured, 5.00% 10/1/2049	1,000	1,047
City of St. Louis, Airport Rev. Ref. Bonds (Lambert-St. Louis International Airport), Series 2017-A, Assured Guaranty Municipal insured, 5.25% 7/1/2025	5,000	5,152
City of St. Louis, Airport Rev. Ref. Bonds (Lambert-St. Louis International Airport), Series 2005, National insured, 5.50% 7/1/2026	5,465	5,648
City of St. Louis, Airport Rev. Ref. Bonds (Lambert-St. Louis International Airport), Series 2005, National insured, 5.50% 7/1/2028	5,080	5,675
City of St. Louis, Airport Rev. Ref. Bonds (Lambert-St. Louis International Airport), Series 2017-A, Assured Guaranty Municipal insured, 5.00% 7/1/2029	1,000	1,078
City of St. Louis, Airport Rev. Ref. Bonds (Lambert-St. Louis International Airport), Series 2005, National insured, 5.50% 7/1/2029	4,000	4,569
City of St. Louis, Airport Rev. Ref. Bonds (Lambert-St. Louis International Airport), Series 2005, National insured, 5.50% 7/1/2030	12,770	14,901
City of St. Louis, Airport Rev. Ref. Bonds (Lambert-St. Louis International Airport), Series 2019-C, 5.00% 7/1/2031	2,155	2,400
City of St. Louis, Airport Rev. Ref. Bonds (Lambert-St. Louis International Airport), Series 2005, National insured, 5.50% 7/1/2031	7,000	8,318
City of St. Louis, Airport Rev. Ref. Bonds (Lambert-St. Louis International Airport), Series 2019-C, 5.00% 7/1/2032	3,000	3,333
City of St. Louis, Airport Rev. Ref. Bonds (Lambert-St. Louis International Airport), Series 2019-C, 5.00% 7/1/2033	2,400	2,659
City of St. Louis, Airport Rev. Ref. Bonds (Lambert-St. Louis International Airport), Series 2019-C, 5.00% 7/1/2034	1,750	1,933
City of St. Louis, Airport Rev. Ref. Bonds (Lambert-St. Louis International Airport), Series 2023-A, 5.00% 7/1/2048	5,935	6,410
City of St. Louis, Airport Rev. Ref. Bonds (Lambert-St. Louis International Airport), Series 2023-A, 5.00% 7/1/2052	6,425	6,896
County of St. Louis, Industrial Dev. Auth., Healthcare Facs. Rev. Bonds (Nazareth Living Center), Series 2012, 6.125% 8/15/2042	1,120	1,117
County of St. Louis, Industrial Dev. Auth., Senior Living Facs. Rev. Bonds (Friendship Village St. Louis Obligated Group), Series 2018, 5.25% 9/1/2053	3,250	3,003
County of St. Louis, Industrial Dev. Auth., Senior Living Facs. Rev. Bonds (St. Andrew's Resources for Seniors Obligated Group), Series 2015-A, 5.00% 12/1/2035	1,000	958
County of St. Louis, Industrial Dev. Auth., Senior Living Facs. Rev. Bonds (St. Andrew's Resources for Seniors Obligated Group), Series 2015-A, 5.125% 12/1/2045	1,050	930
		<u>230,440</u>
Montana 0.11%		
City of Forsyth, Pollution Control Rev. Ref. Bonds (Northwestern Corp. Colstrip Project), Series 2023, 3.875% 7/1/2028	6,275	6,368
City of Forsyth, Pollution Control Rev. Ref. Bonds (Portland General Electric Co. Projects), Series 1998-A, 2.125% 5/1/2033	1,000	876
Board of Housing, Single Family Mortgage Bonds, Series 2020-B, 2.75% 12/1/2040	655	548
Board of Housing, Single Family Mortgage Bonds, Series 2018-B, 4.00% 12/1/2043	1,315	1,311
Board of Housing, Single Family Mortgage Bonds, Series 2016-A-2, 3.50% 6/1/2044	1,030	1,021
Board of Housing, Single Family Mortgage Bonds, Series 2019-A, 4.25% 12/1/2045	1,235	1,238
Board of Housing, Single Family Mortgage Bonds, Series 2020-A-1, 3.50% 6/1/2050	2,800	2,757
Board of Housing, Single Family Mortgage Bonds, Series 2021-A-1, 3.00% 6/1/2051	5,070	4,910
Board of Housing, Single Family Mortgage Bonds, Series 2021-B, 3.00% 12/1/2051	1,300	1,261
Board of Housing, Single Family Mortgage Bonds, Series 2022-A, 3.00% 6/1/2052	2,380	2,298
Board of Housing, Single Family Mortgage Bonds, Series 2023-B, 6.00% 12/1/2053	2,110	2,289
Board of Housing, Single Family Mortgage Bonds, Series 2023-C, 6.25% 6/1/2054	310	340
		<u>25,217</u>
Nebraska 0.62%		
Central Plains Energy Project, Gas Project Rev. Bonds (Project No. 4), Series 2023-A-1, 5.00% 5/1/2054 (put 11/1/2029)	22,295	23,570
Central Plains Energy Project, Gas Project Rev. Bonds (Project No. 5), Series 2022-1, 5.00% 5/1/2053 (put 10/1/2029)	30,085	31,607
Central Plains Energy Project, Gas Supply Rev. Ref. Bonds, Series 2019, 4.00% 12/1/2049 (put 8/1/2025)	3,650	3,664

The Tax-Exempt Bond Fund of America (continued)

Bonds, notes & other debt instruments (continued)

	Principal amount (000)	Value (000)
Nebraska (continued)		
County of Douglas, Educational Facs. Rev. Bonds (Creighton University), Series 2021-B, (SIFMA Municipal Swap Index + 0.53%) 5.08% 7/1/2035 (put 9/1/2026) ¹	USD7,850	\$ 7,728
County of Douglas, Hospital Auth. No. 2 (Children's Hospital Obligated Group), Health Facs. Rev. and Rev. Ref. Bonds, Series 2020-A, 4.00% 11/15/2050	1,000	948
County of Douglas, Hospital Auth. No. 2 (Methodist Health System), Health Facs. Rev. Ref. Bonds, Series 2015, 5.00% 11/1/2045	4,340	4,411
Investment Fin. Auth., Single Family Housing Rev. Bonds, Series 2014-A, 4.00% 9/1/2044	70	70
Investment Fin. Auth., Single Family Housing Rev. Bonds, Series 2015-A, 3.50% 9/1/2045	1,085	1,077
Investment Fin. Auth., Single Family Housing Rev. Bonds, Series 2015-C, 3.50% 9/1/2045	500	499
Investment Fin. Auth., Single Family Housing Rev. Bonds, Series 2016-A, 3.50% 9/1/2046	2,400	2,379
Investment Fin. Auth., Single Family Housing Rev. Bonds, Series 2016-C, 3.50% 9/1/2046	3,505	3,469
Investment Fin. Auth., Single Family Housing Rev. Bonds, Series 2018-A, 4.00% 9/1/2048	7,970	7,948
Investment Fin. Auth., Single Family Housing Rev. Bonds, Series 2018-C, 4.00% 9/1/2048	7,205	7,186
Investment Fin. Auth., Single Family Housing Rev. Bonds, Series 2020-C, 3.00% 9/1/2050	6,480	6,288
Investment Fin. Auth., Single Family Housing Rev. Bonds, Series 2021-C, 3.00% 9/1/2050	7,995	7,732
Investment Fin. Auth., Single Family Housing Rev. Bonds, Series 2020-A, 3.50% 9/1/2050	2,615	2,574
Omaha Public Power Dist., Electric System Rev. Bonds, Series 2017-A, 5.00% 2/1/2030	1,000	1,092
Omaha Public Power Dist., Electric System Rev. Bonds, Series 2021-A, 5.00% 2/1/2046	1,470	1,590
University of Nebraska Facs. Corp., University Facs. Program Bonds, Series 2021-A, 4.00% 7/15/2062	35,000	33,119
		<u>146,951</u>
Nevada 1.01%		
Clark County School Dist., Limited Tax G.O. Building and Rev. Ref. Bonds, Series 2017-C, 5.00% 6/15/2034	3,615	3,847
Clark County School Dist., Limited Tax G.O. Building Bonds, Series 2020-A, Assured Guaranty Municipal insured, 3.00% 6/15/2024	575	574
Clark County School Dist., Limited Tax G.O. Building Bonds, Series 2021-A, 3.00% 6/15/2035	11,525	10,857
Clark County School Dist., Limited Tax G.O. Building Bonds, Series 2021-A, 3.00% 6/15/2036	11,870	10,962
Clark County School Dist., Limited Tax G.O. Building Bonds, Series 2020-A, Assured Guaranty Municipal insured, 4.00% 6/15/2039	1,950	1,998
Clark County School Dist., Limited Tax G.O. Building Bonds, Series 2020-A, Assured Guaranty Municipal insured, 4.00% 6/15/2040	725	739
County of Clark, Airport System Rev. Bonds (McCarran International Airport), Series 2019-B, 5.00% 7/1/2033	9,655	10,794
County of Clark, Airport System Rev. Bonds (McCarran International Airport), Series 2019-B, 5.00% 7/1/2041	9,700	10,495
County of Clark, Airport System Rev. Ref. Bonds, Series 2017-A-2, 5.00% 7/1/2040	5,320	5,588
County of Clark, Airport System Rev. Ref. Bonds (McCarran International Airport), Series 2021-A, 5.00% 7/1/2034	8,725	10,058
County of Clark, Airport System Rev. Ref. Bonds (McCarran International Airport), Series 2021-A, 5.00% 7/1/2035	7,000	8,040
County of Clark, Highway Rev. Bonds (Indexed Fuel Tax and Motor Vehicle Fuel Tax), Series 2022, 5.00% 7/1/2026	1,815	1,909
County of Clark, Las Vegas-McCarran International Airport, Passenger Fac. Charge Rev. Ref. Bonds, Series 2015-C, 5.00% 7/1/2026	1,000	1,053
County of Clark, Las Vegas-McCarran International Airport, Passenger Fac. Charge Rev. Ref. Bonds, Series 2015-C, 5.00% 7/1/2027	1,000	1,076
County of Clark, Las Vegas-McCarran International Airport, Passenger Fac. Charge Rev. Ref. Bonds, Series 2019-E, 5.00% 7/1/2032	1,000	1,114
County of Clark, Limited Tax G.O. Crossover Rev. Ref. Bonds (Las Vegas Convention and Visitors Auth.), Series 2017-C, 5.00% 7/1/2029	3,500	3,761
County of Clark, Limited Tax G.O. Stadium Improvement Bonds, Series 2018-A, 5.00% 6/1/2034	6,500	7,071
County of Clark, Limited Tax G.O. Stadium Improvement Bonds, Series 2018-A, 5.00% 6/1/2035	5,250	5,698
County of Clark, Limited Tax G.O. Stadium Improvement Bonds, Series 2018-A, 5.00% 6/1/2036	7,350	7,945
County of Clark, Limited Tax G.O. Stadium Improvement Bonds, Series 2018-A, 5.00% 5/1/2048	22,000	23,205
County of Clark, Pollution Control Rev. Ref. Bonds (Southern California Edison Co.), Series 2010, 2.10% 6/1/2031	5,000	4,288
Housing Division, Single Family Mortgage Rev. Bonds, Series 2019-B, 4.00% 10/1/2049	3,365	3,357
Housing Division, Single Family Mortgage Rev. Ref. Bonds, Series 2021-A, 3.00% 4/1/2051	3,505	3,395
Housing Division, Single Family Mortgage Rev. Ref. Bonds, Series 2022-A, 3.50% 4/1/2051	12,020	11,790
City of Las Vegas, Redev. Agcy., Tax Increment Rev. Ref. Bonds, Series 2016, 5.00% 6/15/2040	1,000	1,020
City of Las Vegas, Redev. Agcy., Tax Increment Rev. Ref. Bonds, Series 2016, 5.00% 6/15/2045	1,225	1,243
City of Las Vegas, Special Improvement Dist. No. 817 (Summerlin Village 29), Local Improvement Bonds, Series 2023, 5.00% 6/1/2025	300	305
City of Las Vegas, Special Improvement Dist. No. 817 (Summerlin Village 29), Local Improvement Bonds, Series 2023, 5.00% 6/1/2027	330	341
City of Las Vegas, Special Improvement Dist. No. 817 (Summerlin Village 29), Local Improvement Bonds, Series 2023, 5.00% 6/1/2030	405	423

The Tax-Exempt Bond Fund of America (continued)

Bonds, notes & other debt instruments (continued)

	Principal amount (000)	Value (000)
Nevada (continued)		
City of Las Vegas, Special Improvement Dist. No. 817 (Summerlin Village 29), Local Improvement Bonds, Series 2023, 5.00% 6/1/2031	USD250	\$ 263
City of Las Vegas, Special Improvement Dist. No. 817 (Summerlin Village 29), Local Improvement Bonds, Series 2023, 5.00% 6/1/2033	470	494
Las Vegas Convention and Visitors Auth., Convention Center Expansion and Renovation Rev. Bonds, Series 2023-A, 5.00% 7/1/2037	800	924
Las Vegas Convention and Visitors Auth., Convention Center Expansion and Renovation Rev. Bonds, Series 2023-A, 5.00% 7/1/2049	4,000	4,359
Las Vegas Convention and Visitors Auth., Convention Center Expansion and Renovation Rev. Bonds, Series 2022-B, 5.25% 7/1/2049	17,770	19,488
Las Vegas Convention and Visitors Auth., Convention Center Expansion Rev. Bonds, Series 2018-B, 5.00% 7/1/2043	11,250	11,877
Las Vegas Convention and Visitors Auth., Rev. Bonds, Series 2019-B, 5.00% 7/1/2024	425	428
Las Vegas Valley Water Dist., Limited Tax G.O. Water Bonds, Series 2023-A, 5.00% 6/1/2045	5,000	5,570
Las Vegas Valley Water Dist., Limited Tax G.O. Water Bonds, Series 2023-A, 5.00% 6/1/2049	18,025	19,792
Las Vegas Valley Water Dist., Limited Tax G.O. Water Improvement and Rev. Ref. Bonds, Series 2016-A, 5.00% 6/1/2033	2,500	2,618
Las Vegas Valley Water Dist., Limited Tax G.O. Water Improvement and Rev. Ref. Bonds, Series 2016-A, 5.00% 6/1/2041	2,500	2,582
Las Vegas Valley Water Dist., Limited Tax G.O. Water Rev. Ref. Bonds, Series 2021-C, 2.00% 6/1/2034	6,430	5,490
Las Vegas Valley Water Dist., Limited Tax G.O. Water Rev. Ref. Bonds, Series 2022-C, 4.00% 6/1/2037	1,250	1,315
City of Reno, Sales Tax Rev. Ref. Bonds (ReTRAC - Reno Transportation Rail Access Corridor Project), Series 2018-A, Assured Guaranty Municipal insured, 5.00% 6/1/2028	1,000	1,064
City of Reno, Sales Tax Rev. Ref. Bonds (ReTRAC - Reno Transportation Rail Access Corridor Project), Series 2018-A, Assured Guaranty Municipal insured, 5.00% 6/1/2031	1,000	1,076
City of Reno, Sales Tax Rev. Ref. Bonds (ReTRAC - Reno Transportation Rail Access Corridor Project), Series 2018-A, Assured Guaranty Municipal insured, 5.00% 6/1/2035	1,000	1,075
County of Washoe, Reno-Sparks Convention and Visitors Auth., Limited Tax G.O. Rev. Ref. Bonds, Series 2021, 5.00% 7/1/2028	3,500	3,844
Washoe County School Dist., G.O. Limited Tax School Improvement Bonds, Series 2020-A, 4.00% 10/1/2045	2,000	2,007
County of Washoe and Cities of Reno and Sparks, Truckee Meadows Water Auth., Rev. Ref. Bonds, Series 2017, 5.00% 7/1/2024	2,000	2,016
County of Washoe and Cities of Reno and Sparks, Truckee Meadows Water Auth., Rev. Ref. Bonds, Series 2017, 5.00% 7/1/2030	1,000	1,072
		<u>240,300</u>
New Hampshire 1.06%		
Health and Education Facs. Auth., Rev. Bonds (Elliot Hospital Issue), Series 2016, 5.00% 10/1/2031	1,250	1,286
Health and Education Facs. Auth., Rev. Bonds (Kendal at Hanover Issue), Series 2016, 5.00% 10/1/2046	1,000	997
Health and Education Facs. Auth., Rev. Bonds (University System of New Hampshire), Series 2015, 5.00% 7/1/2032	2,565	2,618
Health and Education Facs. Auth., Rev. Bonds (University System of New Hampshire), Series 2015, 5.00% 7/1/2033	3,740	3,817
Housing Fin. Auth., Multi Family Housing Rev. Bonds, Series 2021-3, 2.60% 7/1/2051	1,500	1,047
Housing Fin. Auth., Single Family Mortgage Rev. Bonds, Series 2023-A, 6.00% 7/1/2053	1,160	1,243
Housing Fin. Auth., Single Family Mortgage Rev. Bonds, Series 2023-B, 6.00% 1/1/2055	1,980	2,142
Housing Fin. Auth., Single Family Mortgage Rev. Bonds, Series 2023-D, 6.50% 7/1/2055	9,715	10,763
National Fin. Auth., Hospital Rev. Bonds (St. Luke's University Health Network Project), Series 2021-B, 4.00% 8/15/2037	935	934
National Fin. Auth., Hospital Rev. Bonds (St. Luke's University Health Network Project), Series 2021-B, 4.00% 8/15/2038	1,000	989
National Fin. Auth., Hospital Rev. Bonds (St. Luke's University Health Network Project), Series 2021-B, 4.00% 8/15/2039	1,100	1,085
National Fin. Auth., Hospital Rev. Bonds (St. Luke's University Health Network Project), Series 2021-B, 4.00% 8/15/2040	1,050	1,035
National Fin. Auth., Hospital Rev. Bonds (St. Luke's University Health Network Project), Series 2021-B, 4.00% 8/15/2041	1,000	985
National Fin. Auth., Hospital Rev. Bonds (St. Luke's University Health Network Project), Series 2021-B, Assured Guaranty Municipal insured, 3.00% 8/15/2046	10,145	8,248
National Fin. Auth., Hospital Rev. Bonds (St. Luke's University Health Network Project), Series 2021-B, Assured Guaranty Municipal insured, 3.00% 8/15/2051	3,390	2,594
National Fin. Auth., Municipal Certs., Series 2020-1, Class A, 4.125% 1/20/2034	56,251	55,132

The Tax-Exempt Bond Fund of America (continued)

Bonds, notes & other debt instruments (continued)

	Principal amount (000)	Value (000)
New Hampshire (continued)		
National Fin. Auth., Municipal Certs., Series 2022-1, Class A, 4.375% 9/20/2036	USD60,540	\$ 60,106
National Fin. Auth., Municipal Certs., Series 2022-2, Class A, 4.00% 10/20/2036	52,360	50,329
National Fin. Auth., Municipal Certs., Series 2023-2, Class A, 3.875% 1/20/2038	28,067	26,484
National Fin. Auth., Resource Recovery Rev. Ref. Bonds (Covanta Project), Series 2018-B, 4.625% 11/1/2042 ²	8,000	6,934
National Fin. Auth., Rev. Bonds (Presbyterian Senior Living Project), Series 2023-A, 5.25% 7/1/2048	1,000	1,031
National Fin. Auth., Rev. Bonds (The Lawrenceville School Project), Series 2021-A, 4.00% 7/1/2051	6,855	6,695
National Fin. Auth., Senior Living Rev. Ref. Bonds (Springpoint Senior Living, Inc.), Series 2021, 4.00% 1/1/2041	2,725	2,265
National Fin. Auth., Senior Living Rev. Ref. Bonds (Springpoint Senior Living, Inc.), Series 2021, 4.00% 1/1/2051	3,000	2,259
		<u>251,018</u>
New Jersey 1.93%		
Atlantic City, Tax Appeal Rev. Ref. Bonds, Series 2017-A, BAM insured, 5.00% 3/1/2037	750	777
County of Camden, Improvement Auth., Health Care Redev. Project, Rev. Ref. Bonds (Cooper Health System Obligated Group Issue), Series 2014, 5.00% 2/15/2027 (preref. 2/15/2024)	1,500	1,501
County of Camden, Improvement Auth., Health Care Redev. Project, Rev. Ref. Bonds (Cooper Health System Obligated Group Issue), Series 2014, 5.00% 2/15/2032 (preref. 2/15/2024)	3,000	3,002
County of Camden, Improvement Auth., Health Care Redev. Project, Rev. Ref. Bonds (Cooper Health System Obligated Group Issue), Series 2014, 5.00% 2/15/2034 (preref. 2/15/2024)	1,000	1,001
Casino Reinvestment Dev. Auth., Luxury Tax Rev. Bonds, Series 2014, Assured Guaranty Municipal insured, 5.00% 11/1/2028	2,690	2,732
Econ. Dev. Auth., Motor Vehicle Surcharges Rev. Bonds (Special Needs Housing Program), Capital Appreciation Bonds, Series 2007-B, Assured Guaranty insured, 0% 7/1/2026	2,085	1,915
Econ. Dev. Auth., Rev. Bonds (Provident Group - Kean Properties, LLC - Kean University Student Housing Project), Series 2017-A, 5.00% 1/1/2050	590	544
Econ. Dev. Auth., Rev. Ref. Bonds (Provident Group - Montclair Properties, LLC - Montclair State University Student Housing Project), Series 2017, Assured Guaranty Municipal insured, 5.00% 6/1/2030	1,500	1,589
Econ. Dev. Auth., Rev. Ref. Bonds (Provident Group - Montclair Properties, LLC - Montclair State University Student Housing Project), Series 2017, Assured Guaranty Municipal insured, 5.00% 6/1/2031	1,000	1,059
Econ. Dev. Auth., Rev. Ref. Bonds (Provident Group - Montclair Properties, LLC - Montclair State University Student Housing Project), Series 2017, Assured Guaranty Municipal insured, 5.00% 6/1/2037	3,250	3,404
Econ. Dev. Auth., Rev. Ref. Bonds (Provident Group - Montclair Properties, LLC - Montclair State University Student Housing Project), Series 2017, Assured Guaranty Municipal insured, 5.00% 6/1/2042	6,000	6,178
Econ. Dev. Auth., Rev. Ref. Bonds (Provident Group - Rowan Properties, LLC - Rowan University Student Housing Project), Series 2015-A, 5.00% 1/1/2048	4,000	3,751
Econ. Dev. Auth., School Facs. Construction Bonds, Series 2017-DDD, 5.00% 6/15/2027	1,000	1,068
Econ. Dev. Auth., School Facs. Construction Bonds, Series 2017-DDD, 5.00% 6/15/2029	2,000	2,129
Econ. Dev. Auth., School Facs. Construction Bonds, Series 2017-DDD, 5.00% 6/15/2033 (preref. 6/15/2027)	1,500	1,612
Econ. Dev. Auth., School Facs. Construction Bonds, Series 2018-EEE, 5.00% 6/15/2038 (preref. 12/15/2028)	2,000	2,236
Econ. Dev. Auth., School Facs. Construction Bonds, Series 2016-AAA, 5.00% 6/15/2041 (preref. 12/15/2026)	600	639
Econ. Dev. Auth., School Facs. Construction Rev. Ref. Bonds, Series 2015-XX, 5.00% 6/15/2025	3,500	3,594
Econ. Dev. Auth., School Facs. Construction Rev. Ref. Bonds, Series 2014-PP, 5.00% 6/15/2027 (preref. 6/15/2024)	1,525	1,534
Econ. Dev. Auth., School Facs. Construction Rev. Ref. Bonds, Series 2023-RRR, 5.00% 3/1/2028	2,090	2,271
Econ. Dev. Auth., School Facs. Construction Rev. Ref. Bonds, Series 2024-SSS, 5.25% 6/15/2037	2,000	2,341
Econ. Dev. Auth., School Facs. Construction Rev. Ref. Bonds, Series 2024-SSS, 5.25% 6/15/2038	1,135	1,317
Econ. Dev. Auth., School Facs. Construction Rev. Ref. Bonds, Series 2024-SSS, 5.25% 6/15/2039	2,000	2,312
Educational Facs. Auth., Rev. and Rev. Ref. Bonds (Ramapo College of New Jersey Issue), Series 2017-A, Assured Guaranty Municipal insured, 5.00% 7/1/2033	1,500	1,609
Educational Facs. Auth., Rev. and Rev. Ref. Bonds (Ramapo College of New Jersey Issue), Series 2017-A, Assured Guaranty Municipal insured, 5.00% 7/1/2034	3,540	3,794
Educational Facs. Auth., Rev. and Rev. Ref. Bonds (Stockton University Issue), Series 2016-A, BAM insured, 5.00% 7/1/2027	1,125	1,174
Educational Facs. Auth., Rev. Bonds (Higher Education Capital Improvement Fund Issue), Series 2023-A, 5.00% 9/1/2042	1,100	1,226
Educational Facs. Auth., Rev. Bonds (Higher Education Capital Improvement Fund Issue), Series 2023-A, 5.00% 9/1/2043	1,200	1,334
Educational Facs. Auth., Rev. Bonds (Higher Education Capital Improvement Fund Issue), Series 2023-A, 5.25% 9/1/2053	3,000	3,315
Educational Facs. Auth., Rev. Bonds (Stevens Institute of Technology Issue), Series 2017-A, 5.00% 7/1/2030	2,555	2,701

The Tax-Exempt Bond Fund of America (continued)

Bonds, notes & other debt instruments (continued)	Principal amount (000)	Value (000)
New Jersey (continued)		
Educational Facs. Auth., Rev. Bonds (Stevens Institute of Technology Issue), Series 2017-A, 5.00% 7/1/2031	USD2,740	\$ 2,894
Educational Facs. Auth., Rev. Green Bonds (Stevens Institute of Technology Issue), Series 2020-A, 5.00% 7/1/2045	3,500	3,623
Educational Facs. Auth., Rev. Ref. Bonds (Kean University Issue), Series 2015-H, Assured Guaranty Municipal insured, 5.00% 7/1/2027	1,865	1,918
G.O. Bonds, Series 2021, 2.00% 6/1/2025	1,515	1,484
Health Care Facs. Fncg. Auth., Rev. and Rev. Ref. Bonds (RWJ Barnabas Health Obligated Group Issue), Series 2019-B-2, 5.00% 7/1/2042 (put 7/1/2025)	4,875	4,996
Health Care Facs. Fncg. Auth., Rev. and Rev. Ref. Bonds (Trinitas Regional Medical Center Obligated Group Issue), Series 2017-A, 5.00% 7/1/2025 (escrowed to maturity)	1,000	1,025
Health Care Facs. Fncg. Auth., Rev. and Rev. Ref. Bonds (Trinitas Regional Medical Center Obligated Group Issue), Series 2017-A, 5.00% 7/1/2026 (escrowed to maturity)	1,000	1,046
Health Care Facs. Fncg. Auth., Rev. and Rev. Ref. Bonds (Trinitas Regional Medical Center Obligated Group Issue), Series 2017-A, 5.00% 7/1/2027 (preref. 7/1/2026)	2,185	2,285
Health Care Facs. Fncg. Auth., Rev. Bonds (AtlantiCare Health System Obligated Group Issue), Series 2021, 5.00% 7/1/2034	1,375	1,559
Health Care Facs. Fncg. Auth., Rev. Bonds (AtlantiCare Health System Obligated Group Issue), Series 2021, 4.00% 7/1/2035	750	789
Health Care Facs. Fncg. Auth., Rev. Bonds (AtlantiCare Health System Obligated Group Issue), Series 2021, 3.00% 7/1/2038	2,500	2,142
Health Care Facs. Fncg. Auth., Rev. Bonds (AtlantiCare Health System Obligated Group Issue), Series 2021, 3.00% 7/1/2039	2,000	1,684
Health Care Facs. Fncg. Auth., Rev. Bonds (St. Joseph's Healthcare System Obligated Group Issue), Series 2016, 5.00% 7/1/2031	500	511
Health Care Facs. Fncg. Auth., Rev. Bonds (St. Joseph's Healthcare System Obligated Group Issue), Series 2016, 5.00% 7/1/2035	500	508
Health Care Facs. Fncg. Auth., Rev. Bonds (Valley Health System Obligated Group), Series 2019, 4.00% 7/1/2035	1,000	1,010
Health Care Facs. Fncg. Auth., Rev. Bonds (Valley Health System Obligated Group), Series 2019, 4.00% 7/1/2036	1,000	1,010
Health Care Facs. Fncg. Auth., Rev. Bonds (Valley Health System Obligated Group), Series 2019, 4.00% 7/1/2037	1,000	1,009
Health Care Facs. Fncg. Auth., Rev. Bonds (Valley Health System Obligated Group), Series 2019, 4.00% 7/1/2038	1,250	1,260
Health Care Facs. Fncg. Auth., Rev. Bonds (Valley Health System Obligated Group), Series 2019, 4.00% 7/1/2044	3,000	2,973
Health Care Facs. Fncg. Auth., Rev. Ref. Bonds (Hackensack Meridian Health Obligated Group Issue), Series 2017-A, 5.00% 7/1/2035	1,250	1,333
Health Care Facs. Fncg. Auth., Rev. Ref. Bonds (Hackensack Meridian Health Obligated Group Issue), Series 2017-A, 5.00% 7/1/2037	1,000	1,057
Health Care Facs. Fncg. Auth., Rev. Ref. Bonds (Hackensack Meridian Health Obligated Group Issue), Series 2017-A, 5.00% 7/1/2039	2,500	2,614
Health Care Facs. Fncg. Auth., Rev. Ref. Bonds (RWJ Barnabas Health Obligated Group Issue), Series 2016-A, 5.00% 7/1/2031	2,905	3,057
Health Care Facs. Fncg. Auth., Rev. Ref. Bonds (RWJ Barnabas Health Obligated Group Issue), Series 2016-A, 5.00% 7/1/2033	7,000	7,361
Housing and Mortgage Fin. Agcy., Multi Family Housing Rev. Bonds (New Irvine Turner Apartments Project), Series 2024-C, 3.67% 2/1/2026	2,620	2,627
Housing and Mortgage Fin. Agcy., Single Family Housing Rev. Bonds, Series 2018-A, 4.50% 10/1/2048	17,420	17,576
Housing and Mortgage Fin. Agcy., Single Family Housing Rev. Bonds, Series 2019-C, 4.75% 10/1/2050	11,115	11,261
Housing and Mortgage Fin. Agcy., Single Family Housing Rev. Bonds, Series 2020-E, 3.50% 4/1/2051	11,520	11,316
Housing and Mortgage Fin. Agcy., Single Family Housing Rev. Bonds, Series 2020-H, 3.00% 10/1/2052	28,080	26,980
Housing and Mortgage Fin. Agcy., Single Family Housing Rev. Bonds, Series 2023-J, 5.50% 4/1/2053	53,695	57,693
Housing and Mortgage Fin. Agcy., Single Family Housing Rev. Bonds, Series 2022-I, 5.00% 10/1/2053	12,215	12,633
South Jersey Transportation Auth., Transportation System Rev. Bonds, Series 2022-A, 4.625% 11/1/2047	3,390	3,480
South Jersey Transportation Auth., Transportation System Rev. Bonds, Series 2022-A, BAM insured, 5.25% 11/1/2052	4,000	4,349
South Jersey Transportation Auth., Transportation System Rev. Ref. Bonds, Series 2014-A, 5.00% 11/1/2030	1,010	1,020
South Jersey Transportation Auth., Transportation System Rev. Ref. Bonds, Series 2014-A, 5.00% 11/1/2039	4,750	4,773
Tobacco Settlement Fncg. Corp., Tobacco Settlement Bonds, Series 2018-A, 5.00% 6/1/2024	4,220	4,240
Tobacco Settlement Fncg. Corp., Tobacco Settlement Bonds, Series 2018-A, 5.00% 6/1/2025	3,330	3,398
Tobacco Settlement Fncg. Corp., Tobacco Settlement Bonds, Series 2018-A, 5.00% 6/1/2029	1,575	1,695
Tobacco Settlement Fncg. Corp., Tobacco Settlement Bonds, Series 2018-A, 5.00% 6/1/2030	5,000	5,377
Tobacco Settlement Fncg. Corp., Tobacco Settlement Bonds, Series 2018-A, 5.00% 6/1/2033	5,000	5,370
Tobacco Settlement Fncg. Corp., Tobacco Settlement Bonds, Series 2018-A, 5.25% 6/1/2046	3,600	3,719
Transportation Trust Fund Auth., Federal Highway Reimbursement Rev. Ref. Bonds, Series 2018-A, 5.00% 6/15/2030	3,500	3,654
Transportation Trust Fund Auth., Transportation Program Bonds, Series 2023-AA, 5.00% 6/15/2026	1,000	1,049
Transportation Trust Fund Auth., Transportation Program Bonds, Series 2019-AA, 5.00% 6/15/2037	1,000	1,073

The Tax-Exempt Bond Fund of America (continued)

Bonds, notes & other debt instruments (continued)

	Principal amount (000)	Value (000)
New Jersey (continued)		
Transportation Trust Fund Auth., Transportation Program Bonds, Series 2022-AA, 5.00% 6/15/2037	USD5,000	\$ 5,690
Transportation Trust Fund Auth., Transportation Program Bonds, Series 2019-BB, 5.00% 6/15/2044	1,000	1,049
Transportation Trust Fund Auth., Transportation Program Bonds, Series 2020-AA, 4.00% 6/15/2045	5,000	4,969
Transportation Trust Fund Auth., Transportation Program Bonds, Series 2020-AA, 5.00% 6/15/2045	2,310	2,484
Transportation Trust Fund Auth., Transportation Program Bonds, Series 2022-BB, 4.00% 6/15/2046	2,795	2,759
Transportation Trust Fund Auth., Transportation Program Bonds, Series 2019-AA, 5.00% 6/15/2046	2,500	2,610
Transportation Trust Fund Auth., Transportation Program Bonds, Series 2023-BB, 5.00% 6/15/2046	8,300	9,115
Transportation Trust Fund Auth., Transportation Program Bonds, Series 2020-AA, 3.00% 6/15/2050	13,010	10,043
Transportation Trust Fund Auth., Transportation Program Bonds, Series 2022-BB, 3.00% 6/15/2050	11,500	8,877
Transportation Trust Fund Auth., Transportation Program Bonds, Series 2023-BB, 5.25% 6/15/2050	12,560	13,858
Transportation Trust Fund Auth., Transportation System Bonds, Series 2004-A, FGIC-National insured, 5.75% 6/15/2025	5,580	5,785
Transportation Trust Fund Auth., Transportation System Bonds, Series 2023-A, 5.00% 6/15/2037	1,000	1,152
Transportation Trust Fund Auth., Transportation System Bonds, Series 2023-A, 5.00% 6/15/2038	3,500	4,001
Transportation Trust Fund Auth., Transportation System Bonds, Series 2022-A, 4.00% 6/15/2039	3,100	3,173
Transportation Trust Fund Auth., Transportation System Bonds, Series 2019-A, 5.00% 12/15/2039	1,000	1,083
Transportation Trust Fund Auth., Transportation System Bonds, Series 2022-A, 4.00% 6/15/2040	5,000	5,076
Transportation Trust Fund Auth., Transportation System Bonds (Capital Appreciation Bonds), Series 2010-A, 0% 12/15/2030	8,620	6,853
Transportation Trust Fund Auth., Transportation System Bonds, Capital Appreciation Bonds, Series 2006-C, AMBAC insured, 0% 12/15/2025	26,585	24,878
Transportation Trust Fund Auth., Transportation System Bonds, Capital Appreciation Bonds, Series 2006-C, AMBAC insured, 0% 12/15/2026	3,500	3,174
Transportation Trust Fund Auth., Transportation System Bonds, Capital Appreciation Bonds, Series 2006-C, National insured, 0% 12/15/2027	10,650	9,361
Transportation Trust Fund Auth., Transportation System Bonds, Capital Appreciation Bonds, Series 2006-C, National insured, 0% 12/15/2031	2,500	1,921
Transportation Trust Fund Auth., Transportation System Bonds, Capital Appreciation Bonds, Series 2006-C, Assured Guaranty Municipal insured, 0% 12/15/2034	16,880	11,714
Transportation Trust Fund Auth., Transportation System Bonds, Capital Appreciation Bonds, Series 2008-A, 0% 12/15/2037	3,000	1,763
Transportation Trust Fund Auth., Transportation System Bonds, Capital Appreciation Bonds, Series 2009-A, BAM Insured, 0% 12/15/2038	4,000	2,263
Transportation Trust Fund Auth., Transportation System Bonds, Capital Appreciation Bonds, Series 2010-A, BAM insured, 0% 12/15/2040	30,765	15,396
Turnpike Auth., Turnpike Rev. Bonds, Series 2020-D, 5.00% 1/1/2028	2,175	2,281
		457,418

New Mexico 0.33%

City of Farmington, Pollution Control Rev. Ref. Bonds (Public Service Co. of San Juan and Four Corners Projects), Series 2016-B, 2.15% 4/1/2033	4,500	3,703
City of Farmington, Pollution Control Rev. Ref. Bonds (Public Service Co. of San Juan Project), Series 2010-C, 1.15% 6/1/2040 (put 6/1/2024)	12,000	11,860
City of Farmington, Pollution Control Rev. Ref. Bonds (Public Service Co. of San Juan Project), Series 2010-E, 1.15% 6/1/2040 (put 6/1/2024)	1,750	1,730
Hospital Equipment Loan Council, Hospital System Rev. Bonds (Presbyterian Healthcare Services), Series 2015-A, 5.00% 8/1/2044 (preref. 8/1/2025)	1,350	1,386
Hospital Equipment Loan Council, Hospital System Rev. Bonds (Presbyterian Healthcare Services), Series 2019-A, 5.00% 8/1/2044	1,860	1,952
Hospital Equipment Loan Council, Hospital System Rev. Bonds (Presbyterian Healthcare Services), Series 2019-B, 5.00% 8/1/2049 (put 8/1/2025)	5,335	5,462
Mortgage Fin. Auth., Single Family Mortgage Program Bonds, Series 2017-B-1, Class I, 3.75% 9/1/2048	1,630	1,614
Mortgage Fin. Auth., Single Family Mortgage Program Bonds, Series 2018-A-1, Class I, 4.00% 1/1/2049	4,205	4,192
Mortgage Fin. Auth., Single Family Mortgage Program Bonds, Series 2018-B-1, Class I, 4.00% 1/1/2049	2,020	2,013
Mortgage Fin. Auth., Single Family Mortgage Program Bonds, Series 2018-C, Class I, 4.00% 1/1/2049	1,070	1,066
Mortgage Fin. Auth., Single Family Mortgage Program Bonds, Series 2018-D, Class I, 4.25% 7/1/2049	3,155	3,162
Mortgage Fin. Auth., Single Family Mortgage Program Bonds, Series 2019-D, Class I, 3.75% 1/1/2050	3,575	3,542
Mortgage Fin. Auth., Single Family Mortgage Program Bonds, Series 2019-A-1, Class I, 4.25% 1/1/2050	725	727
Mortgage Fin. Auth., Single Family Mortgage Program Bonds, Series 2019-F-1, Class I, 3.50% 7/1/2050	9,530	9,387
Mortgage Fin. Auth., Single Family Mortgage Program Bonds, Series 2019-C-1, Class I, 4.00% 7/1/2050	765	763
Mortgage Fin. Auth., Single Family Mortgage Program Bonds, Series 2020-A, Class I, 3.50% 1/1/2051	3,930	3,873
Mortgage Fin. Auth., Single Family Mortgage Program Bonds, Series 2021-A, Class I, 3.00% 1/1/2052	3,890	3,758

The Tax-Exempt Bond Fund of America (continued)

Bonds, notes & other debt instruments (continued)	Principal amount (000)	Value (000)
New Mexico (continued)		
Mortgage Fin. Auth., Single Family Mortgage Program Bonds, Series 2021-C, Class I, 3.00% 1/1/2052	USD295	\$ 285
Mortgage Fin. Auth., Single Family Mortgage Program Bonds, Series 2022-A, Class I, 3.00% 3/1/2053	4,740	4,568
Mortgage Fin. Auth., Single Family Mortgage Program Bonds, Series 2022-D, Class I, 5.25% 3/1/2053	2,105	2,210
Mortgage Fin. Auth., Single Family Mortgage Program Bonds, Series 2023-B, Class I, 5.50% 3/1/2054	7,000	7,431
Mortgage Fin. Auth., Single Family Mortgage Program Bonds, Series 2023-A, Class I, 5.75% 3/1/2054	3,985	4,281
Mortgage Fin. Auth., Single Family Mortgage Program Bonds, Series 2023-C, Class I, 5.75% 3/1/2054	190	205
		<u>79,170</u>
New York 10.90%		
Town of Amherst Dev. Corp., Student Housing Fac. Rev. Ref. Bonds (UBF Faculty-Student Housing Corp. - Greiner and Hadley Rev. Ref. Projects at SUNY Buffalo), Series 2017-A, Assured Guaranty Municipal insured, 5.00% 10/1/2031	1,055	1,124
Town of Brookhaven Local Dev. Corp., Rev. Ref. Bonds (Active Retirement Community, Inc.), Series 2016, 5.25% 11/1/2025	300	304
Town of Brookhaven Local Dev. Corp., Rev. Ref. Bonds (Active Retirement Community, Inc.), Series 2016, 5.25% 11/1/2030	830	852
Brooklyn Arena Local Dev. Corp., PILOT Rev. Ref. Bonds (Barclays Center), Series 2016-A, Assured Guaranty Municipal insured, 5.00% 7/15/2026	2,670	2,754
Brooklyn Arena Local Dev. Corp., PILOT Rev. Ref. Bonds (Barclays Center), Series 2016-A, Assured Guaranty Municipal insured, 5.00% 7/15/2027	5,975	6,190
Brooklyn Arena Local Dev. Corp., PILOT Rev. Ref. Bonds (Barclays Center), Series 2016-A, Assured Guaranty Municipal insured, 5.00% 7/15/2028	8,085	8,365
Brooklyn Arena Local Dev. Corp., PILOT Rev. Ref. Bonds (Barclays Center), Series 2016-A, Assured Guaranty Municipal insured, 5.00% 7/15/2030	5,840	6,026
Brooklyn Arena Local Dev. Corp., PILOT Rev. Ref. Bonds (Barclays Center), Series 2016-A, Assured Guaranty Municipal insured, 4.00% 7/15/2032	1,035	1,048
Brooklyn Arena Local Dev. Corp., PILOT Rev. Ref. Bonds (Barclays Center), Series 2016-A, Assured Guaranty Municipal insured, 4.00% 7/15/2033	1,085	1,098
Brooklyn Arena Local Dev. Corp., PILOT Rev. Ref. Bonds (Barclays Center), Series 2016-A, Assured Guaranty Municipal insured, 4.00% 7/15/2034	1,000	1,011
Brooklyn Arena Local Dev. Corp., PILOT Rev. Ref. Bonds (Barclays Center), Series 2016-A, Assured Guaranty Municipal insured, 5.00% 7/15/2042	70,655	71,425
Brooklyn Arena Local Dev. Corp., PILOT Rev. Ref. Bonds (Barclays Center), Series 2016-A, Assured Guaranty Municipal insured, 3.00% 7/15/2043	4,260	3,349
Build NYC Resource Corp., Rev. Ref. Bonds (Albert Einstein School of Medicine, Inc. Project), Series 2015, 5.50% 9/1/2045 ²	4,875	4,880
Convention Center Dev. Corp., Rev. Bonds (Hotel Unit Fee Secured), Capital Appreciation Bonds, Series 2016-B, BAM insured, 0% 11/15/2037	925	536
Convention Center Dev. Corp., Rev. Bonds (Hotel Unit Fee Secured), Capital Appreciation Bonds, Series 2016-B, BAM insured, 0% 11/15/2038	1,390	762
Convention Center Dev. Corp., Rev. Bonds (Hotel Unit Fee Secured), Capital Appreciation Bonds, Series 2016-B, BAM insured, 0% 11/15/2039	2,300	1,201
Convention Center Dev. Corp., Rev. Bonds (Hotel Unit Fee Secured), Capital Appreciation Bonds, Series 2016-B, BAM insured, 0% 11/15/2045	1,000	363
Convention Center Dev. Corp., Rev. Bonds (Hotel Unit Fee Secured), Capital Appreciation Bonds, Series 2016-A, 0% 11/15/2054	24,390	5,338
Convention Center Dev. Corp., Rev. Bonds (Hotel Unit Fee Secured), Capital Appreciation Bonds, Series 2016-A, BAM insured, 0% 11/15/2054	1,965	457
Convention Center Dev. Corp., Rev. Bonds (Hotel Unit Fee Secured), Capital Appreciation Bonds, Series 2016-A, 0% 11/15/2055	6,000	1,250
Convention Center Dev. Corp., Rev. Bonds (Hotel Unit Fee Secured), Capital Appreciation Bonds, Series 2016-B, BAM insured, 0% 11/15/2056	3,500	694
Dormitory Auth., Mortgage Hospital Rev. Bonds (Maimonides Medical Center), Series 2020, FHA insured, 4.00% 8/1/2043	750	750
Dormitory Auth., Mortgage Hospital Rev. Bonds (Maimonides Medical Center), Series 2020, FHA insured, 3.00% 2/1/2050	1,000	747
Dormitory Auth., Rev. Bonds (Icahn School of Medicine at Mount Sinai), Series 2015-A, 5.00% 7/1/2033	3,000	3,040
Dormitory Auth., Rev. Bonds (New School), Series 2016-A, 5.00% 7/1/2031	1,255	1,308
Dormitory Auth., Rev. Bonds (New School), Series 2016-A, 5.00% 7/1/2032	2,250	2,343
Dormitory Auth., Rev. Bonds (New School), Series 2022-A, 5.00% 7/1/2041	1,000	1,080
Dormitory Auth., Rev. Bonds (New School), Series 2022-A, 4.00% 7/1/2047	1,025	985
Dormitory Auth., Rev. Bonds (New School), Series 2015-A, 5.00% 7/1/2050	2,950	2,973

The Tax-Exempt Bond Fund of America (continued)

Bonds, notes & other debt instruments (continued)	Principal amount (000)	Value (000)
New York (continued)		
Dormitory Auth., Rev. Bonds (New York University), Series 2018-A, 5.00% 7/1/2031	USD1,000	\$ 1,101
Dormitory Auth., Rev. Bonds (New York University), Series 2018-A, 5.00% 7/1/2036	1,500	1,633
Dormitory Auth., Rev. Bonds (New York University), Series 2018-A, 5.00% 7/1/2038	2,000	2,159
Dormitory Auth., Rev. Bonds (State University of New York Dormitory Facs.), Series 2019-A, 4.00% 7/1/2038	1,070	1,087
Dormitory Auth., Rev. Bonds (State University of New York Dormitory Facs.), Series 2019-A, 4.00% 7/1/2043	1,200	1,191
Dormitory Auth., Rev. Bonds (State University of New York Dormitory Facs.), Series 2019-A, 4.00% 7/1/2049	2,625	2,555
Dormitory Auth., School Dist. Rev. Bond Fncg. Program Rev. Bonds, Series 2023-A, Assured Guaranty Municipal insured, 5.00% 10/1/2036	1,740	1,998
Dormitory Auth., State Personal Income Tax Rev. Bonds (General Purpose), Series 2014-C, 5.00% 3/15/2024 (escrowed to maturity)	2,760	2,766
Dormitory Auth., State Personal Income Tax Rev. Bonds (General Purpose), Series 2014-A, 5.00% 2/15/2030	2,500	2,504
Dormitory Auth., State Personal Income Tax Rev. Bonds (General Purpose), Series 2017-A, 5.00% 2/15/2032	1,500	1,596
Dormitory Auth., State Personal Income Tax Rev. Bonds (General Purpose), Series 2015-A, 5.00% 3/15/2034	4,390	4,476
Dormitory Auth., State Personal Income Tax Rev. Bonds (General Purpose), Series 2017-B, 5.00% 2/15/2035	8,500	9,117
Dormitory Auth., State Personal Income Tax Rev. Bonds (General Purpose), Series 2019-A, 5.00% 3/15/2037	1,685	1,861
Dormitory Auth., State Personal Income Tax Rev. Bonds (General Purpose), Series 2019-D, 4.00% 2/15/2039	1,775	1,817
Dormitory Auth., State Personal Income Tax Rev. Bonds (General Purpose), Series 2021-A, 4.00% 3/15/2039	5,000	5,132
Dormitory Auth., State Personal Income Tax Rev. Bonds (General Purpose), Series 2018-A, 5.00% 3/15/2040	1,000	1,071
Dormitory Auth., State Personal Income Tax Rev. Bonds (General Purpose), Series 2019-A, 5.00% 3/15/2040	6,135	6,690
Dormitory Auth., State Personal Income Tax Rev. Bonds (General Purpose), Series 2020-A, 3.00% 3/15/2041	43,585	38,355
Dormitory Auth., State Personal Income Tax Rev. Bonds (General Purpose), Series 2019-A, 5.00% 3/15/2041	2,000	2,173
Dormitory Auth., State Personal Income Tax Rev. Bonds (General Purpose), Series 2022-A, 5.00% 3/15/2041	5,000	5,634
Dormitory Auth., State Personal Income Tax Rev. Bonds (General Purpose), Series 2020-A, 3.00% 3/15/2042	16,375	14,194
Dormitory Auth., State Personal Income Tax Rev. Bonds (General Purpose), Series 2021-E, 4.00% 3/15/2042	1,170	1,176
Dormitory Auth., State Personal Income Tax Rev. Bonds (General Purpose), Series 2022-A, 4.00% 3/15/2042	2,350	2,361
Dormitory Auth., State Personal Income Tax Rev. Bonds (General Purpose), Series 2019-A, 5.00% 3/15/2042	6,860	7,432
Dormitory Auth., State Personal Income Tax Rev. Bonds (General Purpose), Series 2020-A, 4.00% 3/15/2043	20,000	20,022
Dormitory Auth., State Personal Income Tax Rev. Bonds (General Purpose), Series 2019-A, 5.00% 3/15/2043	4,800	5,183
Dormitory Auth., State Personal Income Tax Rev. Bonds (General Purpose), Series 2019-A, 5.00% 3/15/2044	10,000	10,777
Dormitory Auth., State Personal Income Tax Rev. Bonds (General Purpose), Series 2020-A, 4.00% 3/15/2045	5,000	4,965
Dormitory Auth., State Personal Income Tax Rev. Bonds (General Purpose), Series 2019-D, 4.00% 2/15/2047	30,640	30,326
Dormitory Auth., State Personal Income Tax Rev. Bonds (General Purpose), Series 2020-A, 4.00% 3/15/2047	11,000	10,882
Dormitory Auth., State Personal Income Tax Rev. Bonds (General Purpose), Series 2019-A, 5.00% 3/15/2047	14,500	15,534
Dormitory Auth., State Personal Income Tax Rev. Bonds (General Purpose), Series 2020-A, 4.00% 3/15/2048	5,000	4,942
Dormitory Auth., State Personal Income Tax Rev. Bonds (General Purpose), Series 2021-E, 4.00% 3/15/2048	20,000	19,766
Dormitory Auth., State Personal Income Tax Rev. Bonds (General Purpose), Series 2019-D, 4.00% 2/15/2049	20,075	19,803
Dormitory Auth., State Personal Income Tax Rev. Bonds (General Purpose), Series 2022-A, 4.00% 3/15/2049	12,280	12,108
Dormitory Auth., State Sales Tax Rev. Bonds, Series 2017-B, 5.00% 3/15/2033	4,000	4,257
Dormitory Auth., State Sales Tax Rev. Bonds, Series 2018-A, 5.00% 3/15/2034	10,000	10,842
Dormitory Auth., State Sales Tax Rev. Bonds, Series 2014-A, 5.00% 3/15/2038	3,690	3,695
Dormitory Auth., State Sales Tax Rev. Bonds, Series 2018-A, 5.00% 3/15/2040	1,035	1,099
Dormitory Auth., State Sales Tax Rev. Bonds, Series 2018-A, 5.00% 3/15/2045	1,480	1,557
Dormitory Auth., State Sales Tax Rev. Bonds, Series 2023-A-1, 4.00% 3/15/2049	28,550	28,416
County of Erie, Industrial Dev. Agcy., School Fac. Rev. Ref. Bonds (City School Dist. of the City of Buffalo Project), Series 2013-A, 5.00% 5/1/2026	5,000	5,005
County of Erie, Industrial Dev. Agcy., School Fac. Rev. Ref. Bonds (City School Dist. of the City of Buffalo Project), Series 2013-A, 5.00% 5/1/2027	3,000	3,003
Genesee County Funding Corp., Rev. Bonds (Rochester Regional Health Project), Series 2022-A, 5.25% 12/1/2052	690	727
Housing Fin. Agcy., 15 Hudson Yards Housing Rev. Bonds, Series 2020-A, 1.65% 5/15/2039	6,421	4,760
Housing Fin. Agcy., Affordable Housing Rev. Bonds, Series 2017-M, 3.65% 11/1/2042	1,250	1,180
Housing Fin. Agcy., Affordable Housing Rev. Green Bonds, Series 2019-I, 1.75% 5/1/2024	530	527
Housing Fin. Agcy., Affordable Housing Rev. Green Bonds, Series 2020-J, 0.75% 5/1/2025	4,460	4,245
Housing Fin. Agcy., Affordable Housing Rev. Green Bonds, Series 2020-L-2, 0.75% 11/1/2025	5,040	4,718
Housing Fin. Agcy., Affordable Housing Rev. Green Bonds, Series 2020-M-2, 0.75% 11/1/2025	1,185	1,109
Housing Fin. Agcy., Affordable Housing Rev. Green Bonds, Series 2020-E, 1.10% 5/1/2026	1,000	937
Housing Fin. Agcy., Affordable Housing Rev. Green Bonds, Series 2020-L-1, 1.65% 5/1/2030	1,135	987
Housing Fin. Agcy., Affordable Housing Rev. Green Bonds, Series 2019-P, 2.60% 11/1/2034	2,260	2,004
Housing Fin. Agcy., Affordable Housing Rev. Green Bonds, Series 2020-E, 2.00% 11/1/2035	1,060	839
Housing Fin. Agcy., Affordable Housing Rev. Green Bonds, Series 2020-L-1, 2.10% 11/1/2035	4,100	3,294
Housing Fin. Agcy., Affordable Housing Rev. Green Bonds, Series 2020-M-1, 2.10% 11/1/2035	5,900	4,741
Housing Fin. Agcy., Affordable Housing Rev. Green Bonds, Series 2017-D, 3.95% 11/1/2037	1,000	1,001
Housing Fin. Agcy., Affordable Housing Rev. Green Bonds, Series 2021-D-1, 2.55% 11/1/2046	4,085	3,005

The Tax-Exempt Bond Fund of America (continued)

Bonds, notes & other debt instruments (continued)	Principal amount (000)	Value (000)
New York (continued)		
Housing Fin. Agcy., Affordable Housing Rev. Green Bonds, Series 2021-E-1, 2.65% 11/1/2051	USD4,965	\$ 3,489
Housing Fin. Agcy., Affordable Housing Rev. Green Bonds, Series 2019-H, 3.25% 11/1/2052	1,105	864
Housing Fin. Agcy., Affordable Housing Rev. Green Bonds, Series 2021-D-2, 0.65% 11/1/2056 (put 11/1/2025)	3,140	2,933
Housing Fin. Agcy., Affordable Housing Rev. Green Bonds, Series 2021-J-1, 2.875% 11/1/2056	4,000	2,807
Housing Fin. Agcy., Affordable Housing Rev. Green Bonds, Series 2021-J-2, 1.00% 11/1/2061 (put 11/1/2026)	5,500	5,071
Housing Fin. Agcy., Affordable Housing Rev. Green Bonds, Series 2021-K-2, 1.00% 11/1/2061 (put 11/1/2026)	2,755	2,540
Hudson Yards Infrastructure Corp., Rev. Green Bonds, Series 2022-A, 2.75% 2/15/2047	3,360	2,424
Liberty Dev. Corp., Liberty Rev. Ref. Bonds, Series 2021-WTC-1, 3.00% 2/15/2042	5,000	4,304
Liberty Dev. Corp., Liberty Rev. Ref. Green Bonds (4 World Trade Center Project), Series 2021-A, 2.10% 11/15/2032	5,680	4,965
Liberty Dev. Corp., Liberty Rev. Ref. Green Bonds (4 World Trade Center Project), Series 2021-A, 2.20% 11/15/2033	10,390	9,074
Liberty Dev. Corp., Liberty Rev. Ref. Green Bonds (4 World Trade Center Project), Series 2021-A, 2.875% 11/15/2046	10,000	7,700
Liberty Dev. Corp., Liberty Rev. Ref. Green Bonds (4 World Trade Center Project), Series 2021-A, 3.00% 11/15/2051	10,865	8,139
Liberty Dev. Corp., Liberty Rev. Ref. Green Bonds (4 World Trade Center Project), Series 2021-A, BAM insured, 3.00% 11/15/2051	5,000	3,825
Long Island Power Auth., Electric System General Rev. Bonds, Series 2021, 1.00% 9/1/2025	22,320	21,233
Long Island Power Auth., Electric System General Rev. Bonds, Series 2003-C, Assured Guaranty insured, 5.25% 9/1/2029	4,000	4,513
Long Island Power Auth., Electric System General Rev. Bonds, Series 2016-B, 5.00% 9/1/2032	6,000	6,332
Long Island Power Auth., Electric System General Rev. Bonds, Series 2014-A, 5.00% 9/1/2034	1,500	1,512
Long Island Power Auth., Electric System General Rev. Bonds, Series 2018, 5.00% 9/1/2034	5,000	5,511
Long Island Power Auth., Electric System General Rev. Bonds, Series 2020-A, 5.00% 9/1/2035	1,200	1,381
Long Island Power Auth., Electric System General Rev. Bonds, Series 2020-A, 5.00% 9/1/2036	1,500	1,716
Long Island Power Auth., Electric System General Rev. Bonds, Series 2018, 5.00% 9/1/2037	2,000	2,176
Long Island Power Auth., Electric System General Rev. Bonds, Series 2020-A, 5.00% 9/1/2037	1,000	1,134
Long Island Power Auth., Electric System General Rev. Bonds, Series 2018, 5.00% 9/1/2038	1,000	1,084
Long Island Power Auth., Electric System General Rev. Bonds, Series 2020-A, 5.00% 9/1/2038	1,450	1,631
Long Island Power Auth., Electric System General Rev. Bonds, Series 2014-A, 5.00% 9/1/2039	3,995	4,018
Long Island Power Auth., Electric System General Rev. Green Bonds, Series 2023-E, 5.00% 9/1/2048	8,500	9,522
Long Island Power Auth., Electric System General Rev. Green Bonds, Series 2023-E, 5.00% 9/1/2053	2,685	2,974
Long Island Power Auth., Electric System General Rev. Green Bonds, Series 2023-E, Assured Guaranty Municipal insured, 5.00% 9/1/2053	1,500	1,663
Metropolitan Transportation Auth., Dedicated Tax Fund Green Bonds, Series 2016-B-1, 5.00% 11/15/2036	5,000	5,231
Metropolitan Transportation Auth., Hudson Rail Yards Trust Obligations, Series 2016-A, 5.00% 11/15/2051	7,500	7,500
Metropolitan Transportation Auth., Transportation Rev. Bonds, Series 2014-C, 5.00% 11/15/2024	410	416
Metropolitan Transportation Auth., Transportation Rev. Bonds, Series 2015-A-1, 5.00% 11/15/2035	1,625	1,647
Metropolitan Transportation Auth., Transportation Rev. Bonds, Series 2015-C-1, 5.00% 11/15/2035	6,000	6,120
Metropolitan Transportation Auth., Transportation Rev. Bonds, Series 2015-A-1, 5.00% 11/15/2036	2,830	2,865
Metropolitan Transportation Auth., Transportation Rev. Bonds, Series 2015-A-1, 5.00% 11/15/2040	1,000	1,007
Metropolitan Transportation Auth., Transportation Rev. Bonds, Series 2021-A-2, 4.00% 11/15/2041	2,000	1,987
Metropolitan Transportation Auth., Transportation Rev. Bonds, Series 2017-D, 4.00% 11/15/2042	13,360	13,110
Metropolitan Transportation Auth., Transportation Rev. Bonds, Series 2021-A-2, 4.00% 11/15/2042	17,500	17,315
Metropolitan Transportation Auth., Transportation Rev. Bonds, Series 2021-A-2, 4.00% 11/15/2043	7,330	7,204
Metropolitan Transportation Auth., Transportation Rev. Bonds, Series 2012-C, 5.00% 11/15/2043	4,320	4,321
Metropolitan Transportation Auth., Transportation Rev. Bonds, Series 2014-B, 5.00% 11/15/2044	11,000	11,014
Metropolitan Transportation Auth., Transportation Rev. Bonds, Series 2015-A-1, 5.00% 11/15/2045	22,845	22,924
Metropolitan Transportation Auth., Transportation Rev. Bonds, Series 2015-A-2, 5.00% 11/15/2045 (put 5/15/2030)	8,450	9,133
Metropolitan Transportation Auth., Transportation Rev. Green Bonds, Series 2016-A-1, 5.00% 11/15/2027	1,065	1,105
Metropolitan Transportation Auth., Transportation Rev. Green Bonds, Series 2017-A-1, 5.00% 11/15/2032	1,500	1,584
Metropolitan Transportation Auth., Transportation Rev. Green Bonds, Series 2020-A-1, 4.00% 11/15/2040	6,000	5,964
Metropolitan Transportation Auth., Transportation Rev. Green Bonds, Series 2020-D-1, 5.00% 11/15/2043	3,000	3,190
Metropolitan Transportation Auth., Transportation Rev. Green Bonds, Series 2019-C, Assured Guaranty Municipal insured, 4.00% 11/15/2045	2,000	1,989
Metropolitan Transportation Auth., Transportation Rev. Green Bonds, Series 2020-A-1, 4.00% 11/15/2045	1,185	1,149
Metropolitan Transportation Auth., Transportation Rev. Green Bonds, Series 2021-A-1, 4.00% 11/15/2045	3,955	3,836
Metropolitan Transportation Auth., Transportation Rev. Green Bonds, Series 2020-D, 5.00% 11/15/2045	1,500	1,590
Metropolitan Transportation Auth., Transportation Rev. Green Bonds, Series 2021-A-1, 4.00% 11/15/2046	20,975	20,247
Metropolitan Transportation Auth., Transportation Rev. Green Bonds, Series 2020-D-2, 4.00% 11/15/2047	10,500	10,076
Metropolitan Transportation Auth., Transportation Rev. Green Bonds, Series 2020-D-2, 4.00% 11/15/2048	2,225	2,125

The Tax-Exempt Bond Fund of America (continued)

Bonds, notes & other debt instruments (continued)

	Principal amount (000)	Value (000)
New York (continued)		
Metropolitan Transportation Auth., Transportation Rev. Green Bonds, Series 2020-D-3, 4.00% 11/15/2049	USD20,555	\$19,531
Metropolitan Transportation Auth., Transportation Rev. Green Bonds, Series 2019-B, 4.00% 11/15/2050	7,525	7,118
Metropolitan Transportation Auth., Transportation Rev. Green Bonds, Series 2020-C-1, 5.00% 11/15/2050	10,500	11,018
Metropolitan Transportation Auth., Transportation Rev. Green Bonds, Series 2019-B, 5.00% 11/15/2052	3,930	4,067
Metropolitan Transportation Auth., Transportation Rev. Green Bonds, Series 2020-A-1, BAM insured, 4.00% 11/15/2053	12,320	12,046
Metropolitan Transportation Auth., Transportation Rev. Green Bonds, Series 2016-A-1, 5.25% 11/15/2056	2,500	2,560
Metropolitan Transportation Auth., Transportation Rev. Ref. Bonds, Series 2015-C-1, 5.00% 11/15/2026	4,535	4,673
Metropolitan Transportation Auth., Transportation Rev. Ref. Bonds, Series 2015-C-1, 5.00% 11/15/2027	2,930	3,011
Metropolitan Transportation Auth., Transportation Rev. Ref. Bonds, Series 2015-F, 5.00% 11/15/2027	2,230	2,292
Metropolitan Transportation Auth., Transportation Rev. Ref. Bonds, Series 2016-D, 5.00% 11/15/2030	2,720	2,840
Metropolitan Transportation Auth., Transportation Rev. Ref. Bonds, Series 2020-E, 5.00% 11/15/2030	5,000	5,618
Metropolitan Transportation Auth., Transportation Rev. Ref. Bonds, Series 2002-D-2-A-1, Assured Guaranty Municipal insured, (USD-SOFR x 0.67 + 0.55%) 4.107% 11/1/2032 (put 4/1/2024) ¹	5,000	5,000
Metropolitan Transportation Auth., Transportation Rev. Ref. Bonds, Series 2002-D-2-B, Assured Guaranty Municipal insured, (USD-SOFR x 0.67 + 0.55%) 4.107% 11/1/2032 (put 4/1/2024) ¹	4,215	4,215
Metropolitan Transportation Auth., Transportation Rev. Ref. Bonds, Series 2017-D, 5.00% 11/15/2033	2,225	2,390
Metropolitan Transportation Auth., Transportation Rev. Ref. Bonds, Series 2017-D, 5.00% 11/15/2035	4,885	5,217
Metropolitan Transportation Auth., Transportation Rev. Ref. Bonds, Series 2016-B, 4.00% 11/15/2036	1,010	1,015
Metropolitan Transportation Auth., Transportation Rev. Ref. Bonds, Series 2017-D, 4.00% 11/15/2046	5,100	4,923
Metropolitan Transportation Auth., Transportation Rev. Ref. Green Bonds, Series 2017-C-1, 5.00% 11/15/2025	4,500	4,653
Metropolitan Transportation Auth., Transportation Rev. Ref. Green Bonds, Series 2017-A-2, 5.00% 11/15/2026	1,000	1,056
Metropolitan Transportation Auth., Transportation Rev. Ref. Green Bonds, Series 2017-C-1, 5.00% 11/15/2026	10,000	10,559
Metropolitan Transportation Auth., Transportation Rev. Ref. Green Bonds, Series 2017-C-1, 5.00% 11/15/2028	2,500	2,699
Metropolitan Transportation Auth., Transportation Rev. Ref. Green Bonds, Series 2017-C-1, 5.00% 11/15/2029	2,805	3,031
Metropolitan Transportation Auth., Transportation Rev. Ref. Green Bonds, Series 2020-E, 5.00% 11/15/2029	4,750	5,274
Metropolitan Transportation Auth., Transportation Rev. Ref. Green Bonds, Series 2017-A-2, 5.00% 11/15/2030	1,000	1,059
Metropolitan Transportation Auth., Transportation Rev. Ref. Green Bonds, Series 2017-C-1, 5.00% 11/15/2030	1,000	1,079
Metropolitan Transportation Auth., Transportation Rev. Ref. Green Bonds, Series 2017-C-1, 5.00% 11/15/2031	1,000	1,077
Metropolitan Transportation Auth., Transportation Rev. Ref. Green Bonds, Series 2020-E, 5.00% 11/15/2032	2,920	3,276
Metropolitan Transportation Auth., Transportation Rev. Ref. Green Bonds, Series 2017-C-1, 5.00% 11/15/2033	1,000	1,074
Metropolitan Transportation Auth., Transportation Rev. Ref. Green Bonds, Series 2017-C-1, 4.00% 11/15/2034	2,500	2,540
Metropolitan Transportation Auth., Transportation Rev. Ref. Green Bonds, Series 2017-C-1, 5.00% 11/15/2034	2,335	2,503
Metropolitan Transportation Auth., Transportation Rev. Ref. Green Bonds, Series 2017-C-1, 4.00% 11/15/2035	5,000	5,070
Metropolitan Transportation Auth., Transportation Rev. Ref. Green Bonds, Series 2017-C-1, 4.00% 11/15/2036	3,000	3,025
Metropolitan Transportation Auth., Transportation Rev. Ref. Green Bonds, Series 2017-C-1, 4.00% 11/15/2038	1,000	1,003
Metropolitan Transportation Auth., Transportation Rev. Ref. Green Bonds, Series 2020-E, 4.00% 11/15/2045	5,100	4,948
Metropolitan Transportation Auth., Transportation Rev. Ref. Green Bonds, Series 2019-A-2, 5.00% 11/15/2045	10,250	10,695
Metropolitan Transportation Auth., Transportation Rev. Ref. Green Bonds, Capital Appreciation Bonds, Series 2017-C-2, 0% 11/15/2027	1,500	1,324
Metropolitan Transportation Auth., Transportation Rev. Ref. Green Bonds, Capital Appreciation Bonds, Series 2017-C-2, 0% 11/15/2029	3,490	2,886
Metropolitan Transportation Auth., Transportation Rev. Ref. Green Bonds, Capital Appreciation Bonds, Series 2017-C-2, 0% 11/15/2032	500	371
Mortgage Agcy., Homeowner Mortgage Rev. Bonds, Series 205, 4.00% 4/1/2040	625	623
Mortgage Agcy., Homeowner Mortgage Rev. Bonds, Series 48, 2.625% 4/1/2041	5	5
Mortgage Agcy., Homeowner Mortgage Rev. Bonds, Series 197, 3.50% 10/1/2044	1,380	1,368
Mortgage Agcy., Homeowner Mortgage Rev. Bonds, Series 233, 3.00% 10/1/2045	10,450	10,117
Mortgage Agcy., Homeowner Mortgage Rev. Bonds, Series 200, 3.50% 10/1/2045	1,750	1,739
Mortgage Agcy., Homeowner Mortgage Rev. Bonds, Series 195, 4.00% 10/1/2046	1,610	1,606
Mortgage Agcy., Homeowner Mortgage Rev. Bonds, Series 54, 4.00% 4/1/2047	4,130	4,117
Mortgage Agcy., Homeowner Mortgage Rev. Bonds, Series 213, 4.25% 10/1/2047	2,665	2,668
Mortgage Agcy., Homeowner Mortgage Rev. Bonds, Series 208, 4.00% 10/1/2048	9,490	9,459
Mortgage Agcy., Homeowner Mortgage Rev. Bonds, Series 223, 3.50% 4/1/2049	1,375	1,360
Mortgage Agcy., Homeowner Mortgage Rev. Bonds, Series 227, 3.25% 10/1/2050	6,605	6,480
Mortgage Agcy., Homeowner Mortgage Rev. Bonds, Series 242, 3.50% 10/1/2052	10,125	9,932
County of Nassau, G.O. General Improvement Bonds, Series 2018-B, Assured Guaranty Municipal insured, 5.00% 7/1/2035	2,250	2,446
County of Nassau, G.O. General Improvement Bonds, Series 2018-B, Assured Guaranty Municipal insured, 5.00% 7/1/2042	2,000	2,117
County of Nassau, G.O. General Improvement Bonds, Series 2023-A, Assured Guaranty Municipal insured, 4.00% 4/1/2045	5,000	5,065
County of Nassau, G.O. General Improvement Rev. Ref. Bonds, Series 2023-B, 5.00% 4/1/2042	1,200	1,372

The Tax-Exempt Bond Fund of America (continued)

Bonds, notes & other debt instruments (continued)

	Principal amount (000)	Value (000)
New York (continued)		
New York City G.O. Bonds, Series 2015-A, 5.00% 8/1/2024	USD2,750	\$ 2,776
New York City G.O. Bonds, Series 2016-A, 5.00% 8/1/2026	4,500	4,634
New York City G.O. Bonds, Series 2015-C, 5.00% 8/1/2028	1,000	1,019
New York City G.O. Bonds, Series 2023-F-1, 5.00% 8/1/2028	2,680	2,958
New York City G.O. Bonds, Series 2018-C, 5.00% 8/1/2029	4,800	5,218
New York City G.O. Bonds, Series 2015-C, 5.00% 8/1/2030	4,000	4,075
New York City G.O. Bonds, Series 2017-A-1, 5.00% 8/1/2030	815	855
New York City G.O. Bonds, Series 2018-C, 5.00% 8/1/2030	8,075	8,779
New York City G.O. Bonds, Series 2023-F-1, 5.00% 8/1/2030	2,500	2,875
New York City G.O. Bonds, Series 2018-C, 5.00% 8/1/2031	3,620	3,930
New York City G.O. Bonds, Series 2018-E-1, 5.00% 3/1/2032	2,575	2,797
New York City G.O. Bonds, Series 2006-I-A, 5.00% 4/1/2032	2,000	2,304
New York City G.O. Bonds, Series 2015-C, 5.00% 8/1/2032	3,500	3,564
New York City G.O. Bonds, Series 2017-B-1, 5.00% 12/1/2032	1,500	1,581
New York City G.O. Bonds, Series 2015-C, 5.00% 8/1/2033	1,000	1,018
New York City G.O. Bonds, Series 2020-B-1, 5.00% 10/1/2033	1,130	1,271
New York City G.O. Bonds, Series 2017-B-1, 5.00% 12/1/2034	1,000	1,053
New York City G.O. Bonds, Series 2021-A-1, 5.00% 8/1/2035	4,510	5,215
New York City G.O. Bonds, Series 2022-B-1, 5.00% 8/1/2035	825	969
New York City G.O. Bonds, Series 2018-B-1, 5.00% 10/1/2035	2,950	3,164
New York City G.O. Bonds, Series 2006-J-2, Assured Guaranty Municipal insured, 3.97% 6/1/2036 ¹	2,625	2,625
New York City G.O. Bonds, Series 2020-C-1, 5.00% 8/1/2036	4,000	4,520
New York City G.O. Bonds, Series 2022-B-1, 5.00% 8/1/2036	1,750	2,040
New York City G.O. Bonds, Series 2023-F-1, 5.00% 8/1/2036	965	1,141
New York City G.O. Bonds, Series 2020-B-1, 5.00% 10/1/2036	8,750	9,733
New York City G.O. Bonds, Series 2018-E-1, 5.00% 3/1/2037	6,345	6,824
New York City G.O. Bonds, Series 2018-F-1, 5.00% 4/1/2037	2,000	2,153
New York City G.O. Bonds, Series 2017-A-1, 5.00% 8/1/2037	2,000	2,080
New York City G.O. Bonds, Series 2019-D-1, 5.00% 12/1/2037	5,000	5,422
New York City G.O. Bonds, Series 2020-D-1, 5.00% 3/1/2038	7,500	8,327
New York City G.O. Bonds, Series 2020-B-1, 5.00% 10/1/2038	7,500	8,247
New York City G.O. Bonds, Series 2017-B-1, 5.00% 12/1/2038	1,500	1,564
New York City G.O. Bonds, Series 2020-D-1, 5.00% 3/1/2039	8,840	9,765
New York City G.O. Bonds, Series 2022-D-1, 5.25% 5/1/2039	1,800	2,081
New York City G.O. Bonds, Series 2020-B-1, 5.00% 10/1/2039	6,810	7,474
New York City G.O. Bonds, Series 2020-D-1, 5.00% 3/1/2040	7,000	7,693
New York City G.O. Bonds, Series 2020-B-1, 4.00% 10/1/2040	2,500	2,524
New York City G.O. Bonds, Series 2022-B-1, 5.25% 10/1/2040	3,000	3,468
New York City G.O. Bonds, Series 2020-D-1, 4.00% 3/1/2041	8,000	8,115
New York City G.O. Bonds, Series 2020-A-1, 5.00% 8/1/2041	12,400	13,463
New York City G.O. Bonds, Series 2020-D-1, 4.00% 3/1/2042	2,500	2,530
New York City G.O. Bonds, Series 2021-A-1, 4.00% 8/1/2042	2,000	2,029
New York City G.O. Bonds, Series 2020-B-1, 5.00% 10/1/2042	6,000	6,507
New York City G.O. Bonds, Series 2020-D-1, 5.00% 3/1/2043	2,000	2,171
New York City G.O. Bonds, Series 2021-F-1, 5.00% 3/1/2043	4,430	4,863
New York City G.O. Bonds, Series 2022-D-1, 5.25% 5/1/2043	1,195	1,351
New York City G.O. Bonds, Series 2020-A-1, 5.00% 8/1/2043	10,000	10,794
New York City G.O. Bonds, Series 2022-B-1, 5.25% 10/1/2043	1,500	1,704
New York City G.O. Bonds, Series 2017-B-1, 4.00% 12/1/2043	1,835	1,832
New York City G.O. Bonds, Series 2020-D-1, 4.00% 3/1/2044	5,000	5,006
New York City G.O. Bonds, Series 2015-F-4, 5.00% 6/1/2044 (put 12/1/2025)	4,035	4,133
New York City G.O. Bonds, Series 2024-A, 5.00% 8/1/2045	1,035	1,156
New York City G.O. Bonds, Series 2024-A, 5.00% 8/1/2046	1,025	1,140
New York City G.O. Bonds, Series 2021-F-1, 4.00% 3/1/2047	1,755	1,753
New York City G.O. Bonds, Series 2021-A-1, 5.00% 8/1/2047	19,970	21,714
New York City G.O. Bonds, Series 2022-B-1, 5.25% 10/1/2047	10,830	12,109
New York City G.O. Bonds, Series 2020-D-1, 4.00% 3/1/2050	21,870	21,614
New York City G.O. Bonds, Series 2021-F-1, 5.00% 3/1/2050	1,880	2,023
New York City G.O. Bonds, Series 2024-A, 5.00% 8/1/2051	2,480	2,718
New York City Health and Hospitals Corp., Health System Bonds, Series 2020-A, 3.00% 2/15/2026	1,000	1,003
New York City Health and Hospitals Corp., Health System Bonds, Series 2020-A, 5.00% 2/15/2030	1,330	1,514
New York City Housing Dev. Corp., Housing Impact Green Bonds, Series 2020-A, 2.70% 8/1/2045	5,000	3,800
New York City Housing Dev. Corp., Housing Impact Green Bonds, Series 2020-A, 2.80% 2/1/2050	11,500	8,556

The Tax-Exempt Bond Fund of America (continued)

Bonds, notes & other debt instruments (continued)	Principal amount (000)	Value (000)
New York (continued)		
New York City Housing Dev. Corp., Housing Impact Green Bonds, Series 2020-C, 2.75% 2/1/2051	USD2,000	\$1,456
New York City Housing Dev. Corp., Housing Impact Green Bonds, Series 2022-A, 3.25% 8/1/2051	5,050	3,979
New York City Housing Dev. Corp., Multi Family Housing Rev. Bonds (8 Spruce Street), Series 2014-E, 3.50% 2/15/2048	5,260	5,220
New York City Housing Dev. Corp., Multi Family Housing Rev. Bonds (Sustainable Dev. Bonds), Series 2021-C-1, 2.50% 11/1/2051	5,000	3,378
New York City Housing Dev. Corp., Multi Family Housing Rev. Bonds (Sustainable Dev. Bonds), Series 2021-C-2, 0.70% 11/1/2060 (put 7/1/2025)	5,660	5,373
New York City Housing Dev. Corp., Multi Family Housing Rev. Bonds (Sustainable Neighborhood Bonds), Series 2020-I-1, 2.10% 11/1/2035	5,000	3,997
New York City Housing Dev. Corp., Multi Family Housing Rev. Bonds (Sustainable Neighborhood Bonds), Series 2017-C-1, 3.55% 11/1/2042	8,000	7,428
New York City Housing Dev. Corp., Multi Family Housing Rev. Bonds (Sustainable Neighborhood Bonds), Series 2017-A-1-A, 3.85% 11/1/2042	2,000	1,939
New York City Housing Dev. Corp., Multi Family Housing Rev. Bonds (Sustainable Neighborhood Bonds), Series 2020-I-2, 0.70% 11/1/2060 (put 5/1/2025)	5,615	5,365
New York City Housing Dev. Corp., Multi Family Housing Rev. Green Bonds (Sustainable Dev. Bonds), Series 2021-F-1, 2.10% 11/1/2036	6,000	4,721
New York City Housing Dev. Corp., Multi Family Housing Rev. Green Bonds (Sustainable Dev. Bonds), Series 2021-F-1, 2.25% 11/1/2041	7,100	5,200
New York City Housing Dev. Corp., Multi Family Housing Rev. Green Bonds (Sustainable Dev. Bonds), Series 2020-D-1-A, 2.30% 11/1/2045	2,665	1,828
New York City Housing Dev. Corp., Multi Family Housing Rev. Green Bonds (Sustainable Dev. Bonds), Series 2020-H, 2.55% 11/1/2045	2,320	1,718
New York City Housing Dev. Corp., Multi Family Housing Rev. Green Bonds (Sustainable Dev. Bonds), Series 2021-C-1, 2.40% 11/1/2046	4,050	2,870
New York City Housing Dev. Corp., Multi Family Housing Rev. Green Bonds (Sustainable Dev. Bonds), Series 2021-F-1, 2.40% 11/1/2046	2,405	1,704
New York City Housing Dev. Corp., Multi Family Housing Rev. Green Bonds (Sustainable Dev. Bonds), Series 2021-F-1, 2.50% 11/1/2051	5,000	3,378
New York City Housing Dev. Corp., Multi Family Housing Rev. Green Bonds (Sustainable Dev. Bonds), Series 2020-A-1-C, 3.00% 11/1/2055	3,000	2,205
New York City Housing Dev. Corp., Multi Family Housing Rev. Green Bonds (Sustainable Dev. Bonds), Series 2021-F-2, 0.60% 5/1/2061 (put 7/1/2025)	6,595	6,262
New York City Housing Dev. Corp., Multi Family Housing Rev. Green Bonds (Sustainable Neighborhood Bonds), Series 2020-I-1, 2.55% 11/1/2045	5,000	3,702
New York City Housing Dev. Corp., Multi Family Housing Rev. Green Bonds (Sustainable Neighborhood Bonds), Series 2019-G-1-B, 3.05% 5/1/2050	5,920	4,648
New York City Industrial Dev. Agcy., PILOT Rev. Bonds (Yankee Stadium Project), Capital Appreciation Bonds, Series 2009-A, Assured Guaranty insured, 0% 3/1/2032	3,365	2,565
New York City Industrial Dev. Agcy., PILOT Rev. Ref. Bonds (Queens Baseball Stadium Project), Series 2021-A, Assured Guaranty Municipal insured, 5.00% 1/1/2028	1,000	1,075
New York City Industrial Dev. Agcy., PILOT Rev. Ref. Bonds (Queens Baseball Stadium Project), Series 2021-A, Assured Guaranty Municipal insured, 5.00% 1/1/2030	1,000	1,114
New York City Industrial Dev. Agcy., PILOT Rev. Ref. Bonds (Queens Baseball Stadium Project), Series 2021-A, Assured Guaranty Municipal insured, 5.00% 1/1/2031	4,250	4,800
New York City Industrial Dev. Agcy., PILOT Rev. Ref. Bonds (Queens Baseball Stadium Project), Series 2021-A, Assured Guaranty Municipal insured, 4.00% 1/1/2032	500	527
New York City Industrial Dev. Agcy., PILOT Rev. Ref. Bonds (Queens Baseball Stadium Project), Series 2021-A, Assured Guaranty Municipal insured, 3.00% 1/1/2033	500	477
New York City Industrial Dev. Agcy., PILOT Rev. Ref. Bonds (Queens Baseball Stadium Project), Series 2021-A, Assured Guaranty Municipal insured, 3.00% 1/1/2034	3,150	2,970
New York City Industrial Dev. Agcy., PILOT Rev. Ref. Bonds (Queens Baseball Stadium Project), Series 2021-A, Assured Guaranty Municipal insured, 3.00% 1/1/2037	4,940	4,462
New York City Industrial Dev. Agcy., PILOT Rev. Ref. Bonds (Queens Baseball Stadium Project), Series 2021-A, Assured Guaranty Municipal insured, 3.00% 1/1/2040	6,360	5,481
New York City Industrial Dev. Agcy., PILOT Rev. Ref. Bonds (Queens Baseball Stadium Project), Series 2021-A, Assured Guaranty Municipal insured, 3.00% 1/1/2046	9,380	7,406
New York City Industrial Dev. Agcy., PILOT Rev. Ref. Bonds (Yankee Stadium Project), Series 2020-A, Assured Guaranty Municipal insured, 3.00% 3/1/2039	5,500	4,825
New York City Industrial Dev. Agcy., PILOT Rev. Ref. Bonds (Yankee Stadium Project), Series 2020-A, Assured Guaranty Municipal insured, 3.00% 3/1/2040	2,000	1,716

The Tax-Exempt Bond Fund of America (continued)

Bonds, notes & other debt instruments (continued)

	Principal amount (000)	Value (000)
New York (continued)		
New York City Industrial Dev. Agcy., PILOT Rev. Ref. Bonds (Yankee Stadium Project), Series 2020-A, Assured Guaranty Municipal insured, 4.00% 3/1/2045	USD9,800	\$ 9,680
New York City Industrial Dev. Agcy., PILOT Rev. Ref. Bonds (Yankee Stadium Project), Series 2020-A, Assured Guaranty Municipal insured, 4.00% 3/1/2045	2,000	1,984
New York City Industrial Dev. Agcy., PILOT Rev. Ref. Bonds (Yankee Stadium Project), Series 2020-A, Assured Guaranty Municipal insured, 3.00% 3/1/2049	9,315	7,195
New York City Municipal Water Fin. Auth., Water and Sewer System Second General Resolution Rev. Bonds, Series 2017-EE, 5.00% 6/15/2033	4,560	4,900
New York City Municipal Water Fin. Auth., Water and Sewer System Second General Resolution Rev. Bonds, Series 2021-AA-2, 4.00% 6/15/2042	8,000	8,097
New York City Municipal Water Fin. Auth., Water and Sewer System Second General Resolution Rev. Bonds, Series 2021-BB-2, 4.00% 6/15/2042	3,335	3,377
New York City Municipal Water Fin. Auth., Water and Sewer System Second General Resolution Rev. Bonds, Series 2024-AA-3, 5.00% 6/15/2043	3,250	3,699
New York City Municipal Water Fin. Auth., Water and Sewer System Second General Resolution Rev. Bonds, Series 2021-BB-1, 5.00% 6/15/2044	4,240	4,707
New York City Municipal Water Fin. Auth., Water and Sewer System Second General Resolution Rev. Bonds, Series 2022-EE, 5.00% 6/15/2045	21,705	24,126
New York City Municipal Water Fin. Auth., Water and Sewer System Second General Resolution Rev. Bonds, Series 2023-DD, 4.125% 6/15/2046	1,000	1,010
New York City Municipal Water Fin. Auth., Water and Sewer System Second General Resolution Rev. Bonds, Series 2023-DD, 4.125% 6/15/2047	11,235	11,303
New York City Municipal Water Fin. Auth., Water and Sewer System Second General Resolution Rev. Bonds, Series 2023-DD, 5.00% 6/15/2047	5,000	5,574
New York City Municipal Water Fin. Auth., Water and Sewer System Second General Resolution Rev. Bonds, Series 2023-DD, 5.25% 6/15/2047	4,080	4,647
New York City Municipal Water Fin. Auth., Water and Sewer System Second General Resolution Rev. Bonds, Series 2018-CC-1, 5.00% 6/15/2048	8,000	8,341
New York City Municipal Water Fin. Auth., Water and Sewer System Second General Resolution Rev. Bonds, Series 2018-DD-1, 5.00% 6/15/2048	1,500	1,576
New York City Municipal Water Fin. Auth., Water and Sewer System Second General Resolution Rev. Bonds, Series 2024-AA-3, 5.25% 6/15/2048	7,500	8,565
New York City Municipal Water Fin. Auth., Water and Sewer System Second General Resolution Rev. Bonds, Series 2019-DD-1, 5.00% 6/15/2049	3,500	3,695
New York City Municipal Water Fin. Auth., Water and Sewer System Second General Resolution Rev. Bonds, Series 2020-DD-1, 4.00% 6/15/2050	9,050	8,975
New York City Municipal Water Fin. Auth., Water and Sewer System Second General Resolution Rev. Bonds, Series 2020-GG-1, 4.00% 6/15/2050	9,735	9,654
New York City Municipal Water Fin. Auth., Water and Sewer System Second General Resolution Rev. Bonds, Series 2021-AA-1, 4.00% 6/15/2050	3,930	3,897
New York City Municipal Water Fin. Auth., Water and Sewer System Second General Resolution Rev. Bonds, Series 2021-BB-1, 4.00% 6/15/2050	9,250	9,173
New York City Municipal Water Fin. Auth., Water and Sewer System Second General Resolution Rev. Bonds, Series 2021-AA-1, 4.00% 6/15/2051	3,000	2,974
New York City Municipal Water Fin. Auth., Water and Sewer System Second General Resolution Rev. Bonds, Series 2021-CC-3, 4.00% 6/15/2051	3,500	3,470
New York City Municipal Water Fin. Auth., Water and Sewer System Second General Resolution Rev. Bonds, Series 2022-CC-1, 5.00% 6/15/2052	4,400	4,792
New York City Municipal Water Fin. Auth., Water and Sewer System Second General Resolution Rev. Bonds, Series 2024-AA-1, 5.00% 6/15/2053	7,310	8,085
New York City Municipal Water Fin. Auth., Water and Sewer System Second General Resolution Rev. Bonds, Series 2024-AA-1, 5.25% 6/15/2053	7,715	8,725
New York City Transitional Fin. Auth., Building Aid Rev. Bonds, Series 2016-S-1, 5.00% 7/15/2029	5,000	5,200
New York City Transitional Fin. Auth., Building Aid Rev. Bonds, Series 2018-S-4-A, 5.00% 7/15/2034	4,000	4,351
New York City Transitional Fin. Auth., Building Aid Rev. Bonds, Series 2018-S-1, 5.00% 7/15/2035	3,295	3,514
New York City Transitional Fin. Auth., Building Aid Rev. Bonds, Series 2018-S-4-A, 5.00% 7/15/2035	3,000	3,199
New York City Transitional Fin. Auth., Building Aid Rev. Bonds, Series 2019-S-3, 5.00% 7/15/2035	5,000	5,422
New York City Transitional Fin. Auth., Building Aid Rev. Bonds, Series 2019-S-1, 4.00% 7/15/2037	5,135	5,258
New York City Transitional Fin. Auth., Building Aid Rev. Bonds, Series 2018-S-3, 5.00% 7/15/2037	10,000	10,756
New York City Transitional Fin. Auth., Building Aid Rev. Bonds, Series 2018-S-4-A, 5.00% 7/15/2037	19,250	20,705
New York City Transitional Fin. Auth., Building Aid Rev. Bonds, Series 2018-S-3, 5.00% 7/15/2038	4,000	4,287
New York City Transitional Fin. Auth., Building Aid Rev. Bonds, Series 2021-S-1-A, 4.00% 7/15/2040	2,000	2,026
New York City Transitional Fin. Auth., Building Aid Rev. Bonds, Series 2019-S-1, 5.00% 7/15/2043	10,000	10,616

The Tax-Exempt Bond Fund of America (continued)

Bonds, notes & other debt instruments (continued)	Principal amount (000)	Value (000)
New York (continued)		
New York City Transitional Fin. Auth., Future Tax Secured Bonds, Series 2015-C, 5.00% 11/1/2027	USD2,500	\$ 2,561
New York City Transitional Fin. Auth., Future Tax Secured Bonds, Series 2015-E-1, 5.00% 2/1/2031	5,000	5,092
New York City Transitional Fin. Auth., Future Tax Secured Bonds, Series 2017-C, 5.00% 11/1/2031	3,750	4,004
New York City Transitional Fin. Auth., Future Tax Secured Bonds, Series 2018-B-1, 5.00% 8/1/2033	10,000	10,729
New York City Transitional Fin. Auth., Future Tax Secured Bonds, Series 2017-F-1, 5.00% 5/1/2034	5,000	5,332
New York City Transitional Fin. Auth., Future Tax Secured Bonds, Series 2016-A-1, 5.00% 8/1/2034	8,000	8,223
New York City Transitional Fin. Auth., Future Tax Secured Bonds, Series 2021-D-1, 5.00% 11/1/2034	2,500	2,883
New York City Transitional Fin. Auth., Future Tax Secured Bonds, Series 2017-A-1, 5.00% 5/1/2035	1,000	1,044
New York City Transitional Fin. Auth., Future Tax Secured Bonds, Series 2017-F-1, 5.00% 5/1/2035	5,000	5,324
New York City Transitional Fin. Auth., Future Tax Secured Bonds, Series 2018-A-2, 5.00% 8/1/2035	10,000	10,702
New York City Transitional Fin. Auth., Future Tax Secured Bonds, Series 2019-A-1, 5.00% 8/1/2035	6,000	6,559
New York City Transitional Fin. Auth., Future Tax Secured Bonds, Series 2021-D-1, 4.00% 11/1/2035	5,170	5,514
New York City Transitional Fin. Auth., Future Tax Secured Bonds, Series 2020-C-1, 4.00% 5/1/2036	1,200	1,268
New York City Transitional Fin. Auth., Future Tax Secured Bonds, Series 2016-A-1, 5.00% 8/1/2036	4,000	4,105
New York City Transitional Fin. Auth., Future Tax Secured Bonds, Series 2021-D-1, 5.00% 11/1/2036	2,000	2,273
New York City Transitional Fin. Auth., Future Tax Secured Bonds, Series 2024-D, 5.00% 11/1/2036	4,000	4,792
New York City Transitional Fin. Auth., Future Tax Secured Bonds, Series 2021-E-1, 5.00% 2/1/2037	2,000	2,277
New York City Transitional Fin. Auth., Future Tax Secured Bonds, Series 2020-C-1, 4.00% 5/1/2037	1,000	1,043
New York City Transitional Fin. Auth., Future Tax Secured Bonds, Series 2017-B-1, 4.00% 8/1/2037	2,800	2,831
New York City Transitional Fin. Auth., Future Tax Secured Bonds, Series 2016-A-1, 5.00% 8/1/2037	2,000	2,049
New York City Transitional Fin. Auth., Future Tax Secured Bonds, Series 2021-A, 3.00% 11/1/2037	11,000	10,273
New York City Transitional Fin. Auth., Future Tax Secured Bonds, Series 2021-D-1, 5.00% 11/1/2037	5,000	5,640
New York City Transitional Fin. Auth., Future Tax Secured Bonds, Series 2024-D, 5.00% 11/1/2037	4,285	5,079
New York City Transitional Fin. Auth., Future Tax Secured Bonds, Series 2016-B-1, 5.00% 8/1/2038	2,000	2,086
New York City Transitional Fin. Auth., Future Tax Secured Bonds, Series 2019-A-1, 5.00% 8/1/2038	4,750	5,111
New York City Transitional Fin. Auth., Future Tax Secured Bonds, Series 2021-A, 3.00% 11/1/2039	3,500	3,181
New York City Transitional Fin. Auth., Future Tax Secured Bonds, Series 2020-B-1, 4.00% 11/1/2039	2,455	2,493
New York City Transitional Fin. Auth., Future Tax Secured Bonds, Series 2021-D-1, 4.00% 11/1/2039	3,500	3,569
New York City Transitional Fin. Auth., Future Tax Secured Bonds, Series 2021-E-1, 4.00% 2/1/2040	4,000	4,028
New York City Transitional Fin. Auth., Future Tax Secured Bonds, Series 2020-A-2, 5.00% 5/1/2040	26,900	29,078
New York City Transitional Fin. Auth., Future Tax Secured Bonds, Series 2021-D-1, 4.00% 11/1/2040	1,000	1,006
New York City Transitional Fin. Auth., Future Tax Secured Bonds, Series 2021-E-1, 4.00% 2/1/2041	8,815	8,856
New York City Transitional Fin. Auth., Future Tax Secured Bonds, Series 2020-C-1, 4.00% 5/1/2041	1,000	1,005
New York City Transitional Fin. Auth., Future Tax Secured Bonds, Series 2020-C-1, 5.00% 5/1/2041	4,000	4,425
New York City Transitional Fin. Auth., Future Tax Secured Bonds, Series 2024-D, 5.00% 11/1/2041	2,500	2,883
New York City Transitional Fin. Auth., Future Tax Secured Bonds, Series 2021-E-1, 4.00% 2/1/2042	3,000	3,015
New York City Transitional Fin. Auth., Future Tax Secured Bonds, Series 2022-C-1, 4.00% 2/1/2042	5,000	5,027
New York City Transitional Fin. Auth., Future Tax Secured Bonds, Series 2020-A-3, 4.00% 5/1/2042	1,510	1,512
New York City Transitional Fin. Auth., Future Tax Secured Bonds, Series 2018-B-1, 4.00% 8/1/2042	1,350	1,347
New York City Transitional Fin. Auth., Future Tax Secured Bonds, Series 2021-B-1, 4.00% 8/1/2042	5,000	5,024
New York City Transitional Fin. Auth., Future Tax Secured Bonds, Series 2019-A-1, 5.00% 8/1/2042	1,500	1,597
New York City Transitional Fin. Auth., Future Tax Secured Bonds, Series 2020-A-3, 4.00% 5/1/2043	2,900	2,897
New York City Transitional Fin. Auth., Future Tax Secured Bonds, Series 2024-B, 5.00% 5/1/2043	6,535	7,411
New York City Transitional Fin. Auth., Future Tax Secured Bonds, Series 2020-B-1, 4.00% 11/1/2043	10,000	9,996
New York City Transitional Fin. Auth., Future Tax Secured Bonds, Series 2021-D-1, 4.00% 11/1/2043	7,000	7,011
New York City Transitional Fin. Auth., Future Tax Secured Bonds, Series 2024-A-1, 5.00% 5/1/2044	5,500	6,177
New York City Transitional Fin. Auth., Future Tax Secured Bonds, Series 2024-B, 5.50% 5/1/2044	5,000	5,926
New York City Transitional Fin. Auth., Future Tax Secured Bonds, Series 2020-C-1, 4.00% 5/1/2045	10,135	10,099
New York City Transitional Fin. Auth., Future Tax Secured Bonds, Series 2021-C-1, 4.00% 5/1/2045	3,250	3,239
New York City Transitional Fin. Auth., Future Tax Secured Bonds, Series 2024-A-1, 4.00% 5/1/2045	2,250	2,242
New York City Transitional Fin. Auth., Future Tax Secured Bonds, Series 2018-B-1, 5.00% 8/1/2045	3,035	3,171
New York City Transitional Fin. Auth., Future Tax Secured Bonds, Series 2024-B, 5.00% 5/1/2046	2,150	2,409
New York City Transitional Fin. Auth., Future Tax Secured Bonds, Series 2021-D-1, 4.00% 11/1/2046	10,500	10,445
New York City Transitional Fin. Auth., Future Tax Secured Bonds, Series 2022-C-1, 5.00% 2/1/2047	8,695	9,536
New York City Transitional Fin. Auth., Future Tax Secured Bonds, Series 2022-F-1, 5.00% 2/1/2047	6,520	7,151
New York City Transitional Fin. Auth., Future Tax Secured Bonds, Series 2021-C-1, 4.00% 5/1/2047	3,660	3,635
New York City Transitional Fin. Auth., Future Tax Secured Bonds, Series 2021-D-1, 4.00% 11/1/2047	1,000	993
New York City Transitional Fin. Auth., Future Tax Secured Bonds, Series 2021-C-1, 3.00% 5/1/2048	6,000	4,848
New York City Transitional Fin. Auth., Future Tax Secured Bonds, Series 2024-B, 5.00% 5/1/2048	10,000	11,096
New York City Transitional Fin. Auth., Future Tax Secured Bonds, Series 2022-A-1, 4.00% 8/1/2048	1,515	1,501
New York City Transitional Fin. Auth., Future Tax Secured Bonds, Series 2024-B, 5.25% 5/1/2050	11,580	13,145
New York City Transitional Fin. Auth., Future Tax Secured Bonds, Series 2022-C-1, 4.00% 2/1/2051	9,615	9,528
New York City Transitional Fin. Auth., Future Tax Secured Bonds, Series 2022-F-1, 4.00% 2/1/2051	2,800	2,761

The Tax-Exempt Bond Fund of America (continued)

Bonds, notes & other debt instruments (continued)

	Principal amount (000)	Value (000)
New York (continued)		
New York City Transitional Fin. Auth., Future Tax Secured Bonds, Series 2023-F-1, 4.00% 2/1/2051	USD47,070	\$46,646
New York City Transitional Fin. Auth., Future Tax Secured Bonds, Series 2024-B, 4.375% 5/1/2053	10,000	10,209
New York City Trust for Cultural Resources, Rev. Ref. Bonds (Lincoln Center for the Performing Arts, Inc.), Series 2020-A, 4.00% 12/1/2034	1,000	1,046
County of Onondaga, Trust for Cultural Resources, Rev. Bonds, Series 2019, 4.00% 12/1/2049	5,000	4,939
Port Auth., Consolidated Bonds, Series 212, 4.00% 9/1/2037	2,000	2,072
Port Auth., Consolidated Bonds, Series 212, 4.00% 9/1/2038	4,000	4,115
Port Auth., Consolidated Bonds, Series 212, 4.00% 9/1/2039	3,360	3,440
Port Auth., Consolidated Bonds, Series 233, 5.25% 8/1/2052	4,000	4,444
Power Auth., Rev. Bonds, Series 2020-A, 4.00% 11/15/2055	5,670	5,593
Power Auth., Rev. Bonds, Series 2020-A, 4.00% 11/15/2060	5,450	5,320
Power Auth., Rev. Bonds (Green Transmission Project), Series 2022-A, Assured Guaranty Municipal insured, 5.00% 11/15/2035	1,750	2,045
Power Auth., Rev. Bonds (Green Transmission Project), Series 2022-A, Assured Guaranty Municipal insured, 4.00% 11/15/2036	1,105	1,159
Power Auth., Rev. Bonds (Green Transmission Project), Series 2022-A, Assured Guaranty Municipal insured, 4.00% 11/15/2037	1,000	1,035
Power Auth., Rev. Bonds (Green Transmission Project), Series 2022-A, Assured Guaranty Municipal insured, 4.00% 11/15/2038	2,000	2,049
Power Auth., Rev. Bonds (Green Transmission Project), Series 2022-A, Assured Guaranty Municipal insured, 4.00% 11/15/2039	4,000	4,067
Power Auth., Rev. Bonds (Green Transmission Project), Series 2022-A, Assured Guaranty Municipal insured, 4.00% 11/15/2052	3,000	2,953
Power Auth., Rev. Bonds (Green Transmission Project), Series 2022-A, Assured Guaranty Municipal insured, 4.00% 11/15/2061	31,865	30,918
Suffolk County Econ. Dev. Corp., Rev. Bonds (Peconic Landing at Southold, Inc. Project), Series 2019-B, 4.00% 12/1/2024	250	249
Suffolk County Econ. Dev. Corp., Rev. Bonds (Peconic Landing at Southold, Inc. Project), Series 2019-B, 4.00% 12/1/2025	275	273
Suffolk County Econ. Dev. Corp., Rev. Bonds (Peconic Landing at Southold, Inc. Project), Series 2019-A, 5.00% 12/1/2029	160	163
Suffolk County Econ. Dev. Corp., Rev. Bonds (Peconic Landing at Southold, Inc. Project), Series 2019-B, 5.00% 12/1/2029	1,000	1,015
Suffolk County Econ. Dev. Corp., Rev. Bonds (Peconic Landing at Southold, Inc. Project), Series 2019-A, 5.00% 12/1/2034	165	167
Suffolk County Econ. Dev. Corp., Rev. Bonds (Peconic Landing at Southold, Inc. Project), Series 2019-B, 5.00% 12/1/2034	1,000	1,015
Suffolk County Econ. Dev. Corp., Rev. Bonds (Peconic Landing at Southold, Inc. Project), Series 2019-A, 5.00% 12/1/2040	175	172
Suffolk County Econ. Dev. Corp., Rev. Bonds (Peconic Landing at Southold, Inc. Project), Series 2019-B, 5.00% 12/1/2040	1,050	1,031
Suffolk County Econ. Dev. Corp., Rev. Ref. Bonds (Peconic Landing at Southold, Inc. Project), Series 2010, 3.125% 12/1/2025	170	166
Thruway Auth., General Rev. Bonds, Series 2020-N, 5.00% 1/1/2034	3,555	4,011
Thruway Auth., General Rev. Bonds, Series 2020-N, 4.00% 1/1/2047	7,500	7,463
Thruway Auth., General Rev. Indebtedness Obligations, Series 2016-A, 5.00% 1/1/2032	5,000	5,183
Thruway Auth., General Rev. Indebtedness Obligations, Series 2019-B, 4.00% 1/1/2037	7,000	7,220
Thruway Auth., General Rev. Indebtedness Obligations, Series 2019-B, 4.00% 1/1/2038	11,260	11,483
Thruway Auth., General Rev. Indebtedness Obligations, Series 2019-B, 4.00% 1/1/2039	4,000	4,050
Thruway Auth., General Rev. Indebtedness Obligations, Series 2016-A, 5.00% 1/1/2041	3,500	3,595
Thruway Auth., General Rev. Indebtedness Obligations, Series 2019-B, 4.00% 1/1/2045	4,000	3,955
Thruway Auth., General Rev. Indebtedness Obligations, Series 2019-B, 3.00% 1/1/2046	900	718
Thruway Auth., General Rev. Indebtedness Obligations, Series 2016-A, 5.00% 1/1/2046	8,500	8,686
Thruway Auth., General Rev. Indebtedness Obligations, Series 2016-A, 5.00% 1/1/2051	1,600	1,630
Thruway Auth., General Rev. Indebtedness Obligations, Series 2016-A, 5.25% 1/1/2056	3,250	3,338
Thruway Auth., General Rev. Ref. Bonds, Series 2018-L, 5.00% 1/1/2028	1,500	1,634
Thruway Auth., General Rev. Ref. Bonds, Series 2018-L, 5.00% 1/1/2029	2,000	2,179
Thruway Auth., General Rev. Ref. Bonds, Series 2018-L, 5.00% 1/1/2030	1,700	1,855
Thruway Auth., Personal Income Tax Rev. Bonds, Series 2021-A-1, 5.00% 3/15/2025 (escrowed to maturity)	3,175	3,247
Thruway Auth., Personal Income Tax Rev. Bonds, Series 2021-A-1, 4.00% 3/15/2041	9,225	9,371
Thruway Auth., Personal Income Tax Rev. Bonds, Series 2021-A-1, 3.00% 3/15/2048	4,200	3,398
Thruway Auth., Personal Income Tax Rev. Bonds, Series 2022-A-1, 4.00% 3/15/2050	2,125	2,120
Thruway Auth., Personal Income Tax Rev. Bonds, Series 2022-A-1, 4.00% 3/15/2051	15,000	14,931

The Tax-Exempt Bond Fund of America (continued)

Bonds, notes & other debt instruments (continued)

	Principal amount (000)	Value (000)
New York (continued)		
Thruway Auth., Personal Income Tax Rev. Bonds, Series 2021-A-1, 4.00% 3/15/2054	USD10,000	\$ 9,902
Thruway Auth., Personal Income Tax Rev. Bonds, Series 2021-A-1, 4.00% 3/15/2056	20,000	19,727
Thruway Auth., Personal Income Tax Rev. Bonds, Series 2021-A-1, 4.00% 3/15/2058	5,000	4,912
County of Tompkins, Dev. Corp., Continuing Care Retirement Community Rev. Bonds (Kendal at Ithaca, Inc. Project), Series 2014-A, 5.00% 7/1/2029	530	531
Tompkins County Dev. Corp., Continuing Care Retirement Community Rev. Bonds (Kendal at Ithaca, Inc. Project), Series 2014-A, 5.00% 7/1/2034	500	501
Transportation Dev. Corp., Special Fac. Rev. Bonds (Terminal Four John F. Kennedy International Airport Project), Series 2020-C, 5.00% 12/1/2031	1,200	1,322
Transportation Dev. Corp., Special Fac. Rev. Bonds (Terminal Four John F. Kennedy International Airport Project), Series 2020-C, 5.00% 12/1/2032	2,500	2,745
Transportation Dev. Corp., Special Fac. Rev. Bonds (Terminal Four John F. Kennedy International Airport Project), Series 2020-C, 5.00% 12/1/2033	500	547
Transportation Dev. Corp., Special Fac. Rev. Bonds (Terminal Four John F. Kennedy International Airport Project), Series 2020-C, 5.00% 12/1/2034	2,985	3,259
Transportation Dev. Corp., Special Fac. Rev. Bonds (Terminal Four John F. Kennedy International Airport Project), Series 2020-C, 5.00% 12/1/2036	5,700	6,155
Transportation Dev. Corp., Special Fac. Rev. Bonds (Terminal Four John F. Kennedy International Airport Project), Series 2020-C, 5.00% 12/1/2038	2,125	2,272
Transportation Dev. Corp., Special Fac. Rev. Bonds (Terminal Four John F. Kennedy International Airport Project), Series 2020-C, 4.00% 12/1/2039	1,800	1,792
Transportation Dev. Corp., Special Fac. Rev. Bonds (Terminal Four John F. Kennedy International Airport Project), Series 2020-C, 4.00% 12/1/2040	500	492
Transportation Dev. Corp., Special Fac. Rev. Bonds (Terminal Four John F. Kennedy International Airport Project), Series 2020-C, 4.00% 12/1/2041	5,830	5,696
Triborough Bridge and Tunnel Auth., General Rev. Bonds (MTA Bridges and Tunnels), Series 2017-A, 5.00% 11/15/2033	2,395	2,551
Triborough Bridge and Tunnel Auth., General Rev. Bonds (MTA Bridges and Tunnels), Series 2017-A, 5.00% 11/15/2034	960	1,021
Triborough Bridge and Tunnel Auth., General Rev. Bonds (MTA Bridges and Tunnels), Series 2017-A, 5.00% 11/15/2035	1,000	1,063
Triborough Bridge and Tunnel Auth., General Rev. Bonds (MTA Bridges and Tunnels), Series 2020-A, 5.00% 11/15/2049	18,000	19,398
Triborough Bridge and Tunnel Auth., General Rev. Bonds (MTA Bridges and Tunnels), Series 2021-A, 5.00% 11/15/2051	11,770	12,703
Triborough Bridge and Tunnel Auth., General Rev. Bonds (MTA Bridges and Tunnels), Series 2022-A, 4.00% 11/15/2052	15,000	14,666
Triborough Bridge and Tunnel Auth., General Rev. Bonds (MTA Bridges and Tunnels), Series 2020-A, 5.00% 11/15/2054	6,205	6,644
Triborough Bridge and Tunnel Auth., General Rev. Bonds (MTA Bridges and Tunnels), Series 2021-A, 5.00% 11/15/2056	7,240	7,775
Triborough Bridge and Tunnel Auth., General Rev. Ref. Bonds (MTA Bridges and Tunnels), Series 2017-B, 5.00% 11/15/2033	3,000	3,195
Triborough Bridge and Tunnel Auth., Payroll Mobility Tax Rev. Ref. Bonds (MTA Bridges and Tunnels), Series 2021-A-2, 2.00% 5/15/2045 (put 5/15/2024)	500	497
Triborough Bridge and Tunnel Auth., Payroll Mobility Tax Rev. Ref. Green Bonds (MTA Bridges and Tunnels), Series 2023-C, 5.00% 11/15/2036	1,000	1,194
Triborough Bridge and Tunnel Auth., Payroll Mobility Tax Rev. Ref. Green Bonds (MTA Bridges and Tunnels), Series 2023-C, 5.25% 11/15/2040	5,000	5,898
Triborough Bridge and Tunnel Auth., Payroll Mobility Tax Rev. Ref. Green Bonds (MTA Bridges and Tunnels), Series 2023-C, 5.25% 11/15/2042	6,600	7,699
Triborough Bridge and Tunnel Auth., Rev. Ref. Bonds (MTA Bridges and Tunnels), Capital Appreciation Bonds, Series 2013-A, 0% 11/15/2032	3,095	2,241
City of Troy Capital Resource Corp., Rev. Bonds (Rensselaer Polytechnic Institute Project), Series 2015, 5.00% 8/1/2027	800	823
City of Troy Capital Resource Corp., Rev. Ref. Bonds (Rensselaer Polytechnic Institute Project), Series 2020-A, 5.00% 9/1/2032	1,750	1,949
City of Troy Capital Resource Corp., Rev. Ref. Bonds (Rensselaer Polytechnic Institute Project), Series 2020-A, 5.00% 9/1/2033	1,250	1,391
City of Troy Capital Resource Corp., Rev. Ref. Bonds (Rensselaer Polytechnic Institute Project), Series 2020-A, 5.00% 9/1/2034	1,750	1,942
City of Troy Capital Resource Corp., Rev. Ref. Bonds (Rensselaer Polytechnic Institute Project), Series 2020-A, 5.00% 9/1/2035	1,250	1,383

The Tax-Exempt Bond Fund of America (continued)

Bonds, notes & other debt instruments (continued)	Principal amount (000)	Value (000)
New York (continued)		
City of Troy Capital Resource Corp., Rev. Ref. Bonds (Rensselaer Polytechnic Institute Project), Series 2020-A, 5.00% 9/1/2039	USD1,500	\$ 1,617
City of Troy Capital Resource Corp., Rev. Ref. Bonds (Rensselaer Polytechnic Institute Project), Series 2020-A, 4.00% 9/1/2040	1,750	1,753
Urban Dev. Corp., State Personal Income Tax Rev. Bonds (General Purpose), Series 2020-E-4, 5.00% 3/15/2024	2,135	2,140
Urban Dev. Corp., State Personal Income Tax Rev. Bonds (General Purpose), Series 2016-A, 5.00% 3/15/2028	750	785
Urban Dev. Corp., State Personal Income Tax Rev. Bonds (General Purpose), Series 2016-A, 5.00% 3/15/2029	1,000	1,041
Urban Dev. Corp., State Personal Income Tax Rev. Bonds (General Purpose), Series 2016-A, 5.00% 3/15/2030	3,500	3,643
Urban Dev. Corp., State Personal Income Tax Rev. Bonds (General Purpose), Series 2016-A, 5.00% 3/15/2031	2,250	2,341
Urban Dev. Corp., State Personal Income Tax Rev. Bonds (General Purpose), Series 2017-C-2, 5.00% 3/15/2031	5,000	5,383
Urban Dev. Corp., State Personal Income Tax Rev. Bonds (General Purpose), Series 2014-A, 5.00% 3/15/2034	5,000	5,010
Urban Dev. Corp., State Personal Income Tax Rev. Bonds (General Purpose), Series 2017-C-2, 5.00% 3/15/2034	7,500	8,053
Urban Dev. Corp., State Personal Income Tax Rev. Bonds (General Purpose), Series 2016-A, 5.00% 3/15/2035	1,990	2,064
Urban Dev. Corp., State Personal Income Tax Rev. Bonds (General Purpose), Series 2017-C, 5.00% 3/15/2036	4,500	4,811
Urban Dev. Corp., State Personal Income Tax Rev. Bonds (General Purpose), Series 2019-A, 5.00% 3/15/2037	1,000	1,079
Urban Dev. Corp., State Personal Income Tax Rev. Bonds (General Purpose), Series 2020-C, 5.00% 3/15/2038	1,130	1,267
Urban Dev. Corp., State Personal Income Tax Rev. Bonds (General Purpose), Series 2019-A, 5.00% 3/15/2039	1,000	1,070
Urban Dev. Corp., State Personal Income Tax Rev. Bonds (General Purpose), Series 2020-C, 3.00% 3/15/2040	3,545	3,143
Urban Dev. Corp., State Personal Income Tax Rev. Bonds (General Purpose), Series 2020-C, 4.00% 3/15/2041	20,415	20,706
Urban Dev. Corp., State Personal Income Tax Rev. Bonds (General Purpose), Series 2020-A, 5.00% 3/15/2042	3,100	3,405
Urban Dev. Corp., State Personal Income Tax Rev. Bonds (General Purpose), Series 2019-A, 5.00% 3/15/2044	12,000	12,682
Urban Dev. Corp., State Personal Income Tax Rev. Bonds (General Purpose), Series 2020-C, 5.00% 3/15/2044	5,000	5,453
Urban Dev. Corp., State Personal Income Tax Rev. Bonds (General Purpose), Series 2020-A, 4.00% 3/15/2045	2,500	2,490
Urban Dev. Corp., State Personal Income Tax Rev. Bonds (General Purpose), Series 2020-E, 3.00% 3/15/2047	11,135	9,074
Urban Dev. Corp., State Personal Income Tax Rev. Bonds (General Purpose), Series 2020-C, 3.00% 3/15/2048	1,445	1,165
Urban Dev. Corp., State Personal Income Tax Rev. Bonds (General Purpose), Series 2020-A, 4.00% 3/15/2049	2,550	2,514
Urban Dev. Corp., State Personal Income Tax Rev. Bonds (General Purpose), Series 2020-C, 4.00% 3/15/2049	10,915	10,745
Urban Dev. Corp., State Personal Income Tax Rev. Bonds (General Purpose), Series 2022-A, 5.00% 3/15/2049	8,000	8,752
Urban Dev. Corp., State Personal Income Tax Rev. Bonds (General Purpose), Series 2020-A, 3.00% 3/15/2050	3,000	2,380
Urban Dev. Corp., State Personal Income Tax Rev. Bonds (General Purpose), Series 2023-A, 5.00% 3/15/2057	6,360	6,902
Urban Dev. Corp., State Sales Tax Rev. Bonds, Series 2019-A, 5.00% 3/15/2039	6,500	7,150
Urban Dev. Corp., State Sales Tax Rev. Bonds, Series 2021-A, 3.00% 3/15/2040	12,500	11,132
Utility Debt Securitization Auth., Restructuring Bonds, Series 2016-B, 5.00% 12/15/2034	1,000	1,049
Utility Debt Securitization Auth., Restructuring Bonds, Series 2016-B, 5.00% 12/15/2035	750	785
Utility Debt Securitization Auth., Restructuring Bonds, Series 2017, 5.00% 12/15/2038	5,000	5,357
Utility Debt Securitization Auth., Restructuring Bonds, Series 2023-TE-1, 5.00% 12/15/2040	5,000	5,878
Utility Debt Securitization Auth., Restructuring Bonds, Series 2017, 5.00% 12/15/2041	16,000	17,002
Utility Debt Securitization Auth., Restructuring Bonds, Series 2023-TE-1, 5.00% 12/15/2041	3,380	3,948
Utility Debt Securitization Auth., Restructuring Bonds, Series 2023-TE-2, 5.00% 12/15/2043	2,000	2,307
Utility Debt Securitization Auth., Restructuring Bonds, Series 2023-TE-2, 5.00% 6/15/2053	2,500	2,785
Westchester County Local Dev. Corp., Rev. Bonds (Senior Learning Community, Inc.), Series 2021-D, 2.875% 7/1/2026 ²	3,590	3,546
		<u>2,580,378</u>
North Carolina 1.05%		
City of Asheville, Housing Auth., Multi Family Housing Rev. Bonds (Vanderbilt Apartments), Series 2023, 5.00% 11/1/2026 (put 11/1/2025)	2,435	2,488
City of Charlotte, Charlotte Douglas International Airport, Airport Rev. Bonds, Series 2021-A, 3.00% 7/1/2046	2,635	2,156
City of Charlotte, Charlotte Douglas International Airport, Airport Rev. Bonds, Series 2022-A, 4.00% 7/1/2047	10,050	10,087
City of Charlotte, Charlotte Douglas International Airport, Airport Rev. Bonds, Series 2023-A, 5.25% 7/1/2053	1,575	1,765
City of Charlotte, Water and Sewer System Rev. Ref. Bonds, Series 2020, 3.00% 7/1/2039	3,250	2,972
Eastern Municipal Power Agcy., Power System Rev. Ref. Bonds, Series 1993-B, FGIC-National insured, 6.00% 1/1/2025 (escrowed to maturity)	4,725	4,845
Eastern Municipal Power Agcy., Power System Rev. Ref. Bonds, Series 1993-B, National insured, 6.00% 1/1/2026 (escrowed to maturity)	2,500	2,639
Eastern Municipal Power Agcy., Power System Rev. Ref. Bonds, Series 1993-B, 6.00% 1/1/2026 (escrowed to maturity)	1,990	2,101
G.O. Public Improvement Bonds (Connect NC), Series 2019-B, 2.00% 6/1/2033	2,500	2,174
Grant Anticipation Rev. Vehicle Bonds, Series 2015, 5.00% 3/1/2030	3,000	3,060
Grant Anticipation Rev. Vehicle Bonds, Series 2021, 4.00% 3/1/2035	13,910	14,854
Hospital Auth., Health Care Rev. Ref. Bonds (Charlotte-Mecklenburg Hospital), Series 2018-A, 4.00% 1/15/2038	1,635	1,673
Hospital Auth., Health Care Rev. Ref. Bonds (Charlotte-Mecklenburg Hospital), Series 2018-A, 4.00% 1/15/2039	1,390	1,417

The Tax-Exempt Bond Fund of America (continued)

Bonds, notes & other debt instruments (continued)

	Principal amount (000)	Value (000)
North Carolina (continued)		
Hospital Auth., Health Care Rev. Ref. Bonds (Charlotte-Mecklenburg Hospital), Series 2022-A, 4.00% 1/15/2043	USD1,565	\$ 1,567
Housing Fin. Agcy., Home Ownership Rev. Bonds, Series 44, 2.85% 7/1/2040	2,045	1,742
Housing Fin. Agcy., Home Ownership Rev. Bonds, Series 40, 4.25% 7/1/2047	5,645	5,651
Housing Fin. Agcy., Home Ownership Rev. Bonds, Series 41, 4.00% 1/1/2050	2,390	2,383
Housing Fin. Agcy., Home Ownership Rev. Bonds, Series 47, 3.00% 7/1/2051	15,995	15,461
Housing Fin. Agcy., Home Ownership Rev. Bonds, Series 50, 5.50% 1/1/2054	6,230	6,693
Housing Fin. Agcy., Home Ownership Rev. Bonds, Series 51, 5.75% 1/1/2054	12,980	13,915
Housing Fin. Agcy., Home Ownership Rev. Bonds, Series 52-A, 6.25% 1/1/2055	3,075	3,374
Housing Fin. Agcy., Home Ownership Rev. Bonds (1998 Trust Agreement), Series 49, 6.00% 7/1/2053	1,130	1,210
Housing Fin. Agcy., Home Ownership Rev. Bonds (1998 Trust Agreement), Series 53-A, 6.25% 1/1/2055	4,335	4,787
Housing Fin. Agcy., Home Ownership Rev. Ref. Bonds, Series 38-B, 4.00% 7/1/2047	2,890	2,881
Housing Fin. Agcy., Home Ownership Rev. Ref. Bonds, Series 39-B, 4.00% 7/1/2048	9,535	9,506
Housing Fin. Agcy., Home Ownership Rev. Ref. Bonds, Series 42, 4.00% 1/1/2050	2,515	2,509
Housing Fin. Agcy., Home Ownership Rev. Ref. Bonds, Series 44, 4.00% 7/1/2050	1,625	1,620
Housing Fin. Agcy., Home Ownership Rev. Ref. Bonds, Series 46-A, 3.00% 7/1/2051	14,440	13,961
City of Lexington, Housing Auth., Multi Family Housing Rev. Bonds (The Club Apartments Project), Series 2023-A, 5.00% 8/1/2025	6,835	6,869
Medical Care Commission, Health Care Facs. First Mortgage Rev. Bonds (The Presbyterian Homes Obligated Group), Series 2020-A, 4.00% 10/1/2035	650	652
Medical Care Commission, Health Care Facs. First Mortgage Rev. Bonds (The Presbyterian Homes Obligated Group), Series 2020-A, 4.00% 10/1/2040	1,000	952
Medical Care Commission, Health Care Facs. First Mortgage Rev. Bonds (The Presbyterian Homes Obligated Group), Series 2020-A, 5.00% 10/1/2040	1,425	1,477
Medical Care Commission, Health Care Facs. First Mortgage Rev. Bonds (The Presbyterian Homes Obligated Group), Series 2020-A, 4.00% 10/1/2045	3,000	2,724
Medical Care Commission, Health Care Facs. First Mortgage Rev. Bonds (The Presbyterian Homes Obligated Group), Series 2020-A, 4.00% 10/1/2050	2,525	2,206
Medical Care Commission, Health Care Facs. First Mortgage Rev. Bonds (The Presbyterian Homes Obligated Group), Series 2020-A, 5.00% 10/1/2050	6,605	6,717
Medical Care Commission, Health Care Facs. First Mortgage Rev. Ref. Bonds (The Pines at Davidson Project), Series 2019-A, 5.00% 1/1/2038	1,000	1,020
Medical Care Commission, Health Care Facs. First Mortgage Rev. Ref. Bonds (The Pines at Davidson Project), Series 2019-A, 5.00% 1/1/2049	7,665	7,673
Medical Care Commission, Health Care Facs. First Mortgage Rev. Ref. Bonds (The Presbyterian Homes Obligated Group), Series 2016-C, 5.00% 10/1/2031	1,400	1,438
Medical Care Commission, Health Care Facs. First Mortgage Rev. Ref. Bonds (The Presbyterian Homes Obligated Group), Series 2016-C, 3.00% 10/1/2036	550	483
Medical Care Commission, Hospital Rev. Bonds (Caromont Health), Series 2021-A, 4.00% 2/1/2036	1,475	1,539
Medical Care Commission, Retirement Facs. Entrance Fee Rev. Bonds (Friends Homes), Series 2020-B-2, 2.30% 9/1/2025	1,250	1,209
Medical Care Commission, Retirement Facs. First Mortgage Rev. and Rev. Ref. Bonds (Plantation Village, Inc.), Series 2021-A, 4.00% 1/1/2041	1,120	972
Medical Care Commission, Retirement Facs. First Mortgage Rev. Bonds (Carolina Village Project), Series 2017-B, 5.00% 4/1/2047	4,000	3,392
Medical Care Commission, Retirement Facs. First Mortgage Rev. Bonds (Lutheran Retirement Ministries Project), Series 2019-A, 5.00% 1/1/2038	1,000	1,008
Medical Care Commission, Retirement Facs. First Mortgage Rev. Bonds (Lutheran Retirement Ministries Project), Series 2019-A, 5.00% 1/1/2044	5,000	4,907
Medical Care Commission, Retirement Facs. First Mortgage Rev. Bonds (Lutheran Retirement Ministries Project), Series 2019-A, 5.00% 1/1/2049	5,300	5,039
City of Raleigh, Housing Auth., Multi Family Housing Rev. Bonds (Toulon Place), Series 2023, 5.00% 12/1/2026 (put 12/1/2025)	8,300	8,474
Turnpike Auth., Triangle Expressway System, Appropriation Rev. Bonds, Capital Appreciation Bonds, Series 2019, 0% 1/1/2040	8,815	4,689
Turnpike Auth., Triangle Expressway System, Appropriation Rev. Bonds, Capital Appreciation Bonds, Series 2019, 0% 1/1/2041	10,850	5,495
Turnpike Auth., Triangle Expressway System, Appropriation Rev. Bonds, Capital Appreciation Bonds, Series 2019, 0% 1/1/2042	4,650	2,236

The Tax-Exempt Bond Fund of America (continued)

Bonds, notes & other debt instruments (continued)	Principal amount (000)	Value (000)
North Carolina (continued)		
Turnpike Auth., Triangle Expressway System, Appropriation Rev. Bonds, Capital Appreciation Bonds, Series 2019, 0% 1/1/2043	USD3,650	\$ 1,671
Turnpike Auth., Triangle Expressway System, Turnpike Rev. Bonds, Series 2019, Assured Guaranty Municipal insured, 4.00% 1/1/2055	9,820	9,638
Turnpike Auth., Triangle Expressway System, Turnpike Rev. Bonds, Series 2024-A, 5.00% 1/1/2058	24,750	26,577
		<u>248,548</u>
North Dakota 0.23%		
County of Cass, Joint Water Resource Dist., Temporary Rev. Ref. Improvement Bonds, Series 2021-A, 0.48% 5/1/2024	2,315	2,293
City of Grand Forks, Health Care System Rev. Bonds, Series 2021, Assured Guaranty Municipal insured, 3.00% 12/1/2051	2,675	1,971
Housing Fin. Agcy., Homeownership Rev. Bonds (Home Mortgage Fin. Program), Series 2016-C, 3.15% 1/1/2036	290	271
Housing Fin. Agcy., Homeownership Rev. Bonds (Home Mortgage Fin. Program), Series 2016-D, 3.50% 7/1/2046	1,515	1,499
Housing Fin. Agcy., Housing Fin. Program Bonds (Home Mortgage Fin. Program), Series 2015-B, 4.00% 1/1/2036	145	145
Housing Fin. Agcy., Housing Fin. Program Bonds (Home Mortgage Fin. Program), Series 2015-A, 4.00% 1/1/2038	85	85
Housing Fin. Agcy., Housing Fin. Program Bonds (Home Mortgage Fin. Program), Series 2019-F, (SIFMA Municipal Swap Index + 0.20%) 4.75% 1/1/2043 (put 7/1/2024) ¹	2,000	2,000
Housing Fin. Agcy., Housing Fin. Program Bonds (Home Mortgage Fin. Program), Series 2015-D, 4.00% 7/1/2046	705	704
Housing Fin. Agcy., Housing Fin. Program Bonds (Home Mortgage Fin. Program), Series 2017-A, 4.00% 7/1/2047	1,355	1,351
Housing Fin. Agcy., Housing Fin. Program Bonds (Home Mortgage Fin. Program), Series 2017-D, 4.00% 1/1/2048	1,105	1,101
Housing Fin. Agcy., Housing Fin. Program Bonds (Home Mortgage Fin. Program), Series 2017-F, 4.00% 7/1/2048	2,495	2,487
Housing Fin. Agcy., Housing Fin. Program Bonds (Home Mortgage Fin. Program), Series 2018-A, 4.00% 1/1/2049	6,375	6,355
Housing Fin. Agcy., Housing Fin. Program Bonds (Home Mortgage Fin. Program), Series 2019-A, 4.25% 7/1/2049	1,295	1,297
Housing Fin. Agcy., Housing Fin. Program Bonds (Home Mortgage Fin. Program), Series 2019-C, 4.00% 1/1/2050	8,130	8,099
Housing Fin. Agcy., Housing Fin. Program Bonds (Home Mortgage Fin. Program), Series 2019-F, 3.75% 7/1/2050	3,525	3,491
Housing Fin. Agcy., Housing Fin. Program Bonds (Home Mortgage Fin. Program), Series 2020-B, 3.00% 7/1/2051	7,665	7,435
Housing Fin. Agcy., Housing Fin. Program Bonds (Home Mortgage Fin. Program), Series 2021-A, 3.00% 1/1/2052	3,565	3,453
Housing Fin. Agcy., Housing Fin. Program Bonds (Home Mortgage Fin. Program), Series 2021-B, 3.00% 7/1/2052	570	548
Housing Fin. Agcy., Housing Fin. Program Bonds (Home Mortgage Fin. Program), Series 2022-F, 5.00% 1/1/2053	3,835	3,957
Housing Fin. Agcy., Housing Fin. Program Bonds (Home Mortgage Fin. Program), Series 2023-A, 5.75% 7/1/2053	3,205	3,410
Housing Fin. Agcy., Housing Fin. Program Bonds (Home Mortgage Fin. Program), Series 2023-D, 5.75% 1/1/2054	2,690	2,885
		<u>54,837</u>
Ohio 1.72%		
Air Quality Dev. Auth., Air Quality Rev. Bonds (Ohio Valley Electric Corp. Project), Series 2009-B, 1.375% 2/1/2026 (put 11/1/2024)	1,000	968
Air Quality Dev. Auth., Air Quality Rev. Bonds (Ohio Valley Electric Corp. Project), Series 2009-C, 1.50% 2/1/2026 (put 11/4/2025)	1,115	1,036
Air Quality Dev. Auth., Air Quality Rev. Bonds (Ohio Valley Electric Corp. Project), Series 2009-A, 2.875% 2/1/2026	5,190	5,001
Air Quality Dev. Auth., Air Quality Rev. Bonds (Ohio Valley Electric Corp. Project), Series 2009-D, 2.875% 2/1/2026	5,950	5,733
Air Quality Dev. Auth., Air Quality Rev. Ref. Bonds (American Electric Co. Project), Series 2014-D, 1.90% 5/1/2026 (put 10/1/2024)	9,000	8,792
Air Quality Dev. Auth., Air Quality Rev. Ref. Bonds (Ohio Valley Electric Corp. Project), Series 2019-A, 3.25% 9/1/2029	15,495	14,887
Akron, Bath and Copley Joint Township Hospital Dist., Hospital Facs. Rev. Ref. and Improvement Rev. Bonds (Summa Health Obligated Group), Series 2016, 5.25% 11/15/2041	2,980	3,042
Akron, Bath and Copley Joint Township Hospital Dist., Hospital Facs. Rev. Ref. Bonds (Summa Health Obligated Group), Series 2020, 4.00% 11/15/2036	1,000	976
County of Allen, Hospital Facs. Rev. Bonds (Bon Secours Mercy Health, Inc.), Series 2020-A, 4.00% 12/1/2040	4,800	4,826
Buckeye Tobacco Settlement Fncg. Auth., Tobacco Settlement Asset-Backed Rev. Ref. Bonds, Series 2020-A-2, 5.00% 6/1/2036	3,420	3,703
Buckeye Tobacco Settlement Fncg. Auth., Tobacco Settlement Asset-Backed Rev. Ref. Bonds, Series 2020-A-2, 4.00% 6/1/2048	12,205	11,291
Buckeye Tobacco Settlement Fncg. Auth., Tobacco Settlement Asset-Backed Rev. Ref. Bonds, Capital Appreciation Bonds, Series 2020-B-3, 0% 6/1/2057	36,000	3,692
County of Butler, Hospital Facs. Rev. Bonds (UC Health), Series 2016, 5.00% 11/15/2045	2,000	1,960
County of Butler, Port Auth. Econ. Dev. Facs., Rev. Ref. Bonds (Community First Solutions), Series 2021-A, 4.00% 5/15/2046	500	475
County of Butler, Port Auth. Econ. Dev. Facs., Rev. Ref. Bonds (Community First Solutions), Series 2021-A, 4.00% 5/15/2051	1,000	924

The Tax-Exempt Bond Fund of America (continued)

Bonds, notes & other debt instruments (continued)	Principal amount (000)	Value (000)
Ohio (continued)		
Capital Facs. Lease Appropriation Bonds, Series 2021-A, 5.00% 4/1/2036	USD1,545	\$ 1,748
Capital Facs. Lease Appropriation Bonds, Series 2021-A, 5.00% 4/1/2040	1,110	1,218
City of Centerville, Health Care Improvement and Rev. Ref. Bonds (Graceworks Lutheran Services), Series 2017, 5.00% 11/1/2025	1,000	999
City of Cleveland, Airport System Rev. Ref. Bonds, Series 2016-A, Assured Guaranty Municipal insured, 5.00% 1/1/2027	3,230	3,278
City of Cleveland, Airport System Rev. Ref. Bonds, Series 2016-A, Assured Guaranty Municipal insured, 5.00% 1/1/2028	1,525	1,547
City of Cleveland, Airport System Rev. Ref. Bonds, Series 2016-A, Assured Guaranty Municipal insured, 5.00% 1/1/2030	2,000	2,030
City of Cleveland, Airport System Rev. Ref. Bonds, Series 2016-A, Assured Guaranty Municipal insured, 5.00% 1/1/2031	1,000	1,015
City of Cleveland, Airport System Rev. Ref. Bonds, Series 2018-B, 5.00% 1/1/2048	5,000	5,192
County of Cuyahoga, Hospital Rev. Bonds (MetroHealth System), Series 2017, 5.25% 2/15/2047	6,000	6,054
County of Cuyahoga, Hospital Rev. Bonds (MetroHealth System), Series 2017, 5.50% 2/15/2052	3,935	3,998
County of Franklin, Health Care Facs. Rev. Ref. Bonds (Ohio Living Communities), Series 2022, 4.00% 7/1/2040	1,120	944
County of Franklin, Hospital Facs. Rev. Ref. Bonds (Nationwide Children's Hospital), Series 2016-C, 4.00% 11/1/2040	4,310	4,327
County of Franklin, Rev. Bonds (Trinity Health Credit Group), Series 2019-A, 4.00% 12/1/2039	435	438
County of Hamilton, Healthcare Improvement and Rev. Ref. Bonds (Life Enriching Communities Project), Series 2016, 5.00% 1/1/2031	1,345	1,359
County of Hamilton, Healthcare Improvement and Rev. Ref. Bonds (Life Enriching Communities Project), Series 2016, 5.00% 1/1/2051	14,325	13,081
County of Hamilton, Hospital Facs. Rev. Bonds (UC Health), Series 2020, 5.00% 9/15/2050	18,670	19,020
County of Hamilton, Sales Tax Rev. Ref. and Improvement Bonds, Capital Appreciation Bonds, Series 2000-B, AMBAC insured, 0% 12/1/2027	6,180	5,476
Healthcare Fac. Rev. Bonds (Otterbein Homes Obligated Group), Series 2021-B, 4.00% 7/1/2025	170	170
Healthcare Fac. Rev. Bonds (Otterbein Homes Obligated Group), Series 2021-B, 4.00% 7/1/2034	490	504
Healthcare Fac. Rev. Bonds (Otterbein Homes Obligated Group), Series 2021-B, 4.00% 7/1/2035	505	516
Healthcare Fac. Rev. Bonds (Otterbein Homes Obligated Group), Series 2021-B, 4.00% 7/1/2036	400	405
Healthcare Fac. Rev. Bonds (Otterbein Homes Obligated Group), Series 2023-B, 4.00% 7/1/2039	900	872
Healthcare Fac. Rev. Bonds (Otterbein Homes Obligated Group), Series 2021-B, 4.00% 7/1/2046	1,260	1,126
Higher Educational Facs. Commission, Healthcare Fac. Rev. Bonds (Ashtabula County Medical Center Obligated Group), Series 2022, 5.25% 1/1/2037	840	916
Higher Educational Facs. Commission, Healthcare Fac. Rev. Bonds (Ashtabula County Medical Center Obligated Group), Series 2022, 5.25% 1/1/2040	2,460	2,606
Higher Educational Facs. Commission, Healthcare Fac. Rev. Bonds (Ashtabula County Medical Center Obligated Group), Series 2022, 5.25% 1/1/2047	2,000	2,064
Higher Educational Facs. Commission, Healthcare Fac. Rev. Bonds (Ashtabula County Medical Center Obligated Group), Series 2022, 5.25% 1/1/2052	1,345	1,379
Higher Educational Facs. Commission, Higher Educational Facs. Rev. Bonds (John Carroll University Project), Series 2022, 4.00% 10/1/2052	9,000	7,955
Higher Educational Facs. Commission, Higher Educational Facs. Rev. Bonds (University of Dayton Project), Series 2018-B, 5.00% 12/1/2030	1,090	1,179
Higher Educational Facs. Commission, Higher Educational Facs. Rev. Bonds (University of Dayton Project), Series 2018-B, 5.00% 12/1/2032	1,000	1,078
Higher Educational Facs. Commission, Higher Educational Facs. Rev. Bonds (University of Dayton Project), Series 2018-B, 5.00% 12/1/2034	1,040	1,116
Higher Educational Facs. Commission, Higher Educational Facs. Rev. Bonds (University of Dayton Project), Series 2018-B, 5.00% 12/1/2036	1,000	1,065
Higher Educational Facs. Commission, Hospital Parking Rev. Bonds (University Circle, Inc. 2020 Project), Series 2020, 5.00% 1/15/2032	1,095	1,147
Higher Educational Facs. Commission, Hospital Parking Rev. Bonds (University Circle, Inc. 2020 Project), Series 2020, 5.00% 1/15/2038	2,265	2,312
Higher Educational Facs. Commission, Hospital Parking Rev. Bonds (University Circle, Inc. 2020 Project), Series 2020, 5.00% 1/15/2045	4,490	4,515
Hospital Rev. Bonds (Aultman Health Foundation), Series 2018, 5.00% 12/1/2028 ²	3,330	3,345
Hospital Rev. Bonds (Aultman Health Foundation), Series 2018, 5.00% 12/1/2033 ²	2,000	2,012
Hospital Rev. Bonds (Aultman Health Foundation), Series 2018, 5.00% 12/1/2048 ²	13,825	12,550
Hospital Rev. Bonds (University Hospitals Health System, Inc. Project), Series 2016-A, 5.00% 1/15/2032	4,000	4,116
Hospital Rev. Bonds (University Hospitals Health System, Inc. Project), Series 2016-A, 5.00% 1/15/2035	1,990	2,044
Hospital Rev. Bonds (University Hospitals Health System, Inc. Project), Series 2016-A, 5.00% 1/15/2046	8,300	8,425
Hospital Rev. Ref. Bonds (Cleveland Clinic Health System Obligated Group), Series 2021-B, 5.00% 1/1/2030	2,500	2,837

The Tax-Exempt Bond Fund of America (continued)

Bonds, notes & other debt instruments (continued)	Principal amount (000)	Value (000)
Ohio (continued)		
Hospital Rev. Ref. Bonds (Cleveland Clinic Health System Obligated Group), Series 2017-A, 5.00% 1/1/2031	USD1,700	\$ 1,845
Hospital Rev. Ref. Bonds (Cleveland Clinic Health System Obligated Group), Series 2021-B, 5.00% 1/1/2032	1,575	1,844
Housing Fin. Agcy., Multi Family Housing Rev. Bonds (Robert Cassidy Manor Project), Series 2023, 5.00% 4/1/2026 (put 4/1/2025)	2,045	2,073
Housing Fin. Agcy., Residential Mortgage Rev. Bonds (Mortgage-Backed Securities Program), Series 2016-K, 3.20% 9/1/2036	1,030	954
Housing Fin. Agcy., Residential Mortgage Rev. Bonds (Mortgage-Backed Securities Program), Series 2016-K, 3.50% 9/1/2046	435	430
Housing Fin. Agcy., Residential Mortgage Rev. Bonds (Mortgage-Backed Securities Program), Series 2016-D, 4.00% 3/1/2047	4,330	4,316
Housing Fin. Agcy., Residential Mortgage Rev. Bonds (Mortgage-Backed Securities Program), Series 2017-A, 4.50% 3/1/2047	3,105	3,115
Housing Fin. Agcy., Residential Mortgage Rev. Bonds (Mortgage-Backed Securities Program), Series 2017-D, 4.00% 3/1/2048	5,695	5,676
Housing Fin. Agcy., Residential Mortgage Rev. Bonds (Mortgage-Backed Securities Program), Series 2019-A, 4.50% 9/1/2049	7,995	8,050
Housing Fin. Agcy., Residential Mortgage Rev. Bonds (Mortgage-Backed Securities Program), Series 2020-B, 3.25% 3/1/2050	2,125	2,081
Housing Fin. Agcy., Residential Mortgage Rev. Bonds (Mortgage-Backed Securities Program), Series 2019-B, 4.50% 3/1/2050	5,065	5,101
Housing Fin. Agcy., Residential Mortgage Rev. Bonds (Mortgage-Backed Securities Program), Series 2020-A, 3.75% 9/1/2050	5,640	5,589
Housing Fin. Agcy., Residential Mortgage Rev. Bonds (Mortgage-Backed Securities Program), Series 2021-A, 3.00% 3/1/2052	17,505	16,924
Housing Fin. Agcy., Residential Mortgage Rev. Bonds (Mortgage-Backed Securities Program), Series 2022-A, 3.25% 9/1/2052	13,330	12,979
Housing Fin. Agcy., Residential Mortgage Rev. Bonds (Mortgage-Backed Securities Program), Series 2023-A, 5.50% 3/1/2053	16,565	17,526
Housing Fin. Agcy., Residential Mortgage Rev. Bonds (Mortgage-Backed Securities Program), Series 2023-B, 6.00% 3/1/2055	13,075	14,438
County of Lucas, Hospital Rev. Bonds (Promedica Healthcare Obligated Group), Series 2018-A, 5.25% 11/15/2048	6,000	5,687
County of Montgomery, Hospital Facs. Rev. Bonds (Dayton Children's Hospital), Series 2021, 4.00% 8/1/2036	1,450	1,495
County of Montgomery, Hospital Facs. Rev. Bonds (Dayton Children's Hospital), Series 2021, 4.00% 8/1/2037	2,100	2,148
County of Montgomery, Hospital Facs. Rev. Bonds (Dayton Children's Hospital), Series 2021, 4.00% 8/1/2038	2,100	2,134
County of Montgomery, Hospital Facs. Rev. Bonds (Dayton Children's Hospital), Series 2021, 4.00% 8/1/2039	1,000	1,011
County of Montgomery, Hospital Facs. Rev. Bonds (Dayton Children's Hospital), Series 2021, 4.00% 8/1/2041	3,000	3,008
County of Montgomery, Hospital Facs. Rev. Bonds (Dayton Children's Hospital), Series 2021, 4.00% 8/1/2046	10,000	9,707
County of Montgomery, Hospital Facs. Rev. Bonds (Dayton Children's Hospital), Series 2021, 4.00% 8/1/2051	1,250	1,175
Ohio State University, General Receipts Green Bonds (Multiyear Debt Issuance Program II), Series 2021-A, 4.00% 12/1/2048	10,000	10,007
Ohio University, General Receipts Bonds, Series 2017-A, 5.00% 12/1/2033	1,000	1,064
Port Auth., Gas Supply Rev. Ref. Bonds, Series 2019, 5.00% 8/1/2049 (put 2/1/2025)	3,000	3,035
County of Ross, Hospital Facs. Rev. Ref. and Improvement Bonds (Adena Health System Obligated Group), Series 2019, 5.00% 12/1/2039	4,000	4,210
Turnpike and Infrastructure Commission, Turnpike Rev. Bonds (Infrastructure Projects), Series 2018-A, 5.00% 2/15/2031	1,430	1,556
Turnpike and Infrastructure Commission, Turnpike Rev. Bonds (Infrastructure Projects), Series 2018-A, 5.00% 2/15/2032	6,690	7,270
Turnpike and Infrastructure Commission, Turnpike Rev. Bonds (Infrastructure Projects), Series 2018-A, 4.00% 2/15/2038	410	417
Turnpike and Infrastructure Commission, Turnpike Rev. Bonds, Capital Appreciation Bonds, Series 2018-A, 0% 2/15/2041	2,665	1,323
Turnpike and Infrastructure Commission, Turnpike Rev. Bonds, Capital Appreciation Bonds, Series 2018-A, 0% 2/15/2042	3,500	1,651
Turnpike and Infrastructure Commission, Turnpike Rev. Bonds, Capital Appreciation Bonds, Series 2018-A, 0% 2/15/2043	2,340	1,046
Turnpike and Infrastructure Commission, Turnpike Rev. Ref. Bonds (Infrastructure Projects), Series 2022-A, 5.00% 2/15/2039	8,040	9,105
County of Van Wert, Hospital Facs. Rev. Ref. and Improvement Bonds (Van Wert Health Obligated Group), Series 2020, 6.125% 12/1/2049 (preref. 12/1/2029)	8,000	9,225
County of Warren, Healthcare Facs., Rev. Ref. Bonds (Otterbein Homes Obligated Group), Series 2014, 5.00% 7/1/2033	375	377

The Tax-Exempt Bond Fund of America (continued)

Bonds, notes & other debt instruments (continued)	Principal amount (000)	Value (000)
Ohio (continued)		
County of Warren, Healthcare Facs., Rev. Ref. Bonds (Otterbein Homes Obligated Group), Series 2016-A, 5.00% 7/1/2033	USD875	\$ 905
County of Warren, Healthcare Facs., Rev. Ref. Bonds (Otterbein Homes Obligated Group), Series 2014, 5.00% 7/1/2034	505	508
County of Warren, Healthcare Facs., Rev. Ref. Bonds (Otterbein Homes Obligated Group), Series 2016-A, 5.00% 7/1/2034	1,000	1,033
County of Warren, Healthcare Facs., Rev. Ref. Bonds (Otterbein Homes Obligated Group), Series 2016-A, 5.00% 7/1/2035	1,000	1,031
County of Warren, Healthcare Facs., Rev. Ref. Bonds (Otterbein Homes Obligated Group), Series 2016-A, 5.00% 7/1/2036	580	596
County of Warren, Healthcare Facs., Rev. Ref. Bonds (Otterbein Homes Obligated Group), Series 2016-A, 5.00% 7/1/2040	1,930	1,955
Water Dev. Auth., Water Dev. Rev. Bonds (Fresh Water), Series 2021, 5.00% 6/1/2046	10,135	11,246
Water Dev. Auth., Water Pollution Control Loan Fund Rev. Bonds, Series 2020-A, 5.00% 12/1/2040	1,250	1,390
Water Dev. Auth., Water Pollution Control Loan Fund Rev. Bonds, Series 2020-A, 5.00% 12/1/2050	3,750	4,053
		<u>407,593</u>
Oklahoma 0.31%		
Grand River Dam Auth., Rev. Bonds, Series 2017, 5.00% 6/1/2036	2,000	2,121
Grand River Dam Auth., Rev. Bonds, Series 2017, 5.00% 6/1/2039	3,530	3,696
Grand River Dam Auth., Rev. Ref. Bonds, Series 2016-A, 5.00% 6/1/2031	5,500	5,780
Housing Fin. Agcy., Single Family Mortgage Rev. Bonds (Homeownership Loan Program), Series 2019-A, 4.00% 9/1/2049	3,225	3,218
Housing Fin. Agcy., Single Family Mortgage Rev. Bonds (Homeownership Loan Program), Series 2020-B, 3.25% 9/1/2050	1,855	1,814
Housing Fin. Agcy., Single Family Mortgage Rev. Bonds (Homeownership Loan Program), Series 2023-C, 6.00% 3/1/2054	1,430	1,580
Housing Fin. Agcy., Single Family Mortgage Rev. Bonds (Homeownership Loan Program), Series 2023-D, 6.50% 9/1/2054	800	906
Municipal Power Auth., Power Supply System Rev. Ref. Bonds, Series 2016-A, 5.00% 1/1/2031	1,300	1,337
Municipal Power Auth., Power Supply System Rev. Ref. Bonds, Series 2016-A, 5.00% 1/1/2034	1,000	1,026
Municipal Power Auth., Power Supply System Rev. Ref. Bonds, Series 2016-A, 5.00% 1/1/2047	3,070	3,132
Oklahoma City Water Utilities Trust, Water and Sewer System Rev. Ref. Bonds, Series 2016, 4.00% 7/1/2042 (preref. 7/1/2026)	12,005	12,347
Oklahoma City Water Utilities Trust, Water and Sewer System Rev. Ref. Bonds, Series 2016, 4.00% 7/1/2046 (preref. 7/1/2026)	9,540	9,812
Board of Regents of Oklahoma State University, General Rev. Ref. Bonds, Series 2020-A, 5.00% 9/1/2026	1,200	1,267
Turnpike Auth., Turnpike System Rev. Bonds, Series 2017-C, 5.00% 1/1/2047	3,745	3,866
Turnpike Auth., Turnpike System Rev. Bonds, Series 2023, 5.50% 1/1/2053	4,000	4,456
Water Resources Board, Loan Program Rev. Bonds, Series 2022-B, 5.00% 10/1/2047	1,980	2,200
Water Resources Board, Loan Program Rev. Bonds, Series 2020-A, 5.00% 10/1/2048	1,220	1,366
Water Resources Board, Revolving Fund Rev. Bonds (Master Trust), Series 2023-A, 4.00% 4/1/2048	6,530	6,482
Water Resources Board, Revolving Fund Rev. Bonds (Master Trust), Series 2021, 5.00% 4/1/2051	5,545	6,046
		<u>72,452</u>
Oregon 0.47%		
Facs. Auth., Rev. Bonds (University of Portland Projects), Series 2015-A, 4.00% 4/1/2040	2,480	2,431
Facs. Auth., Rev. Bonds (University of Portland Projects), Series 2015-A, 5.00% 4/1/2045	3,305	3,342
Facs. Auth., Rev. Ref. Bonds (Samaritan Health Services Project), Series 2020-A, 5.00% 10/1/2029	300	321
Facs. Auth., Rev. Ref. Bonds (Samaritan Health Services Project), Series 2020-A, 5.00% 10/1/2030	300	325
Facs. Auth., Rev. Ref. Bonds (Samaritan Health Services Project), Series 2020-A, 5.00% 10/1/2035	275	296
Facs. Auth., Rev. Ref. Bonds (Samaritan Health Services Project), Series 2020-A, 5.00% 10/1/2040	1,750	1,842
G.O. Bonds, Series 2017-C, 5.00% 6/1/2029	2,500	2,689
G.O. Bonds, Series 2017-C, 5.00% 6/1/2033	2,500	2,675
G.O. Bonds (Article XI-Q State Projects), Series 2023-A, 5.00% 5/1/2036	500	596
G.O. Bonds (Article XI-Q State Projects), Series 2023-A, 5.00% 5/1/2037	460	543
G.O. Bonds (Article XI-Q State Projects), Series 2023-A, 5.00% 5/1/2039	1,500	1,742
G.O. Bonds (Article XI-Q State Projects), Series 2023-A, 5.00% 5/1/2040	4,250	4,904
G.O. Bonds (Veteran's Welfare Bonds Series 96), Series 2015-Q, 4.00% 12/1/2045	1,815	1,810
G.O. Bonds (Veteran's Welfare Bonds Series 99B), Series 2017-Q, 3.50% 12/1/2047	2,520	2,494
G.O. Bonds (Veteran's Welfare Bonds Series 104), Series 2019-R, 3.50% 12/1/2049	2,395	2,357

The Tax-Exempt Bond Fund of America (continued)

Bonds, notes & other debt instruments (continued)

	Principal amount (000)	Value (000)
Oregon (continued)		
G.O. Bonds (Veteran's Welfare Bonds Series 108), Series 2021-O, 3.00% 12/1/2051	USD2,550	\$ 2,447
G.O. Bonds (Veteran's Welfare Bonds Series 109), Series 2022-D, 5.00% 12/1/2052	570	588
G.O. Bonds (Veteran's Welfare Bonds Series 111), Series 2023-E, 5.50% 12/1/2053	1,485	1,595
Health and Science University, Rev. Bonds, Series 2019-A, 3.00% 7/1/2049	2,565	1,988
Health and Science University, Rev. Green Bonds, Series 2021-A, 3.00% 7/1/2051	22,205	16,845
Housing and Community Services Dept., Mortgage Rev. Bonds (Single Family Mortgage Program), Series 2016-A, 4.00% 1/1/2047	1,770	1,765
Housing and Community Services Dept., Mortgage Rev. Bonds (Single Family Mortgage Program), Series 2017-A, 4.00% 7/1/2047	1,495	1,490
Housing and Community Services Dept., Mortgage Rev. Bonds (Single Family Mortgage Program), Series 2017-D, 3.50% 7/1/2048	4,050	4,009
Housing and Community Services Dept., Mortgage Rev. Bonds (Single Family Mortgage Program), Series 2018-A, 4.50% 1/1/2049	1,805	1,809
Housing and Community Services Dept., Mortgage Rev. Bonds (Single Family Mortgage Program), Series 2018-C, 4.50% 7/1/2049	960	963
Housing and Community Services Dept., Mortgage Rev. Bonds (Single Family Mortgage Program), Series 2018-D, 4.75% 1/1/2050	2,235	2,256
Housing and Community Services Dept., Mortgage Rev. Bonds (Single Family Mortgage Program), Series 2021-A, 3.00% 7/1/2052	16,405	15,905
Housing and Community Services Dept., Mortgage Rev. Bonds (Single Family Mortgage Program), Series 2023-A, 5.50% 7/1/2053	9,000	9,667
County of Polk, Hospital Fac. Auth., Rev. Bonds (Dallas Retirement Village Project), Series 2015-A, 5.375% 7/1/2045	2,000	1,918
City of Portland, Water System Rev. Bonds, Series 2019-A, 4.00% 5/1/2039	1,445	1,484
Port of Portland, Portland International Airport Rev. Bonds, Series 23, 5.00% 7/1/2027	1,675	1,715
Port of Portland, Portland International Airport Rev. Ref. Bonds, Series 26-B, 5.00% 7/1/2037	1,000	1,116
Port of Portland, Portland International Airport Rev. Ref. Bonds, Series 26-B, 5.00% 7/1/2040	1,000	1,101
City of Salem, Hospital Fac. Auth., Rev. and Rev. Ref. Bonds (Capital Manor Project), Series 2022, 4.00% 5/15/2047	3,950	3,164
City of Salem, Hospital Fac. Auth., Rev. and Rev. Ref. Bonds (Capital Manor Project), Series 2022, 4.00% 5/15/2057	4,000	2,972
City of Salem, Hospital Fac. Auth., Rev. Bonds (Capital Manor Project), Series 2018, 5.00% 5/15/2024	210	210
City of Salem, Hospital Fac. Auth., Rev. Bonds (Capital Manor Project), Series 2018, 5.00% 5/15/2025	230	230
City of Salem, Hospital Fac. Auth., Rev. Bonds (Capital Manor Project), Series 2018, 5.00% 5/15/2026	225	226
City of Salem, Hospital Fac. Auth., Rev. Bonds (Capital Manor Project), Series 2018, 5.00% 5/15/2027	125	126
City of Salem, Hospital Fac. Auth., Rev. Bonds (Capital Manor Project), Series 2018, 5.00% 5/15/2053	1,500	1,371
Tri-County Metropolitan Transportation Dist., Capital Grant Receipt Rev. Bonds, Series 2018-A, 5.00% 10/1/2029	2,435	2,642
Tri-County Metropolitan Transportation Dist., Capital Grant Receipt Rev. Bonds, Series 2018-A, 5.00% 10/1/2030	2,075	2,253
Tri-County Metropolitan Transportation Dist., Payroll Tax Rev. Bonds, Series 2021-A, 3.00% 9/1/2036	1,000	950
		111,172

Pennsylvania 3.83%

County of Allegheny, Airport Auth., Airport Rev. Bonds, Series 2012-B, Assured Guaranty Municipal insured, 4.00% 1/1/2046	9,580	9,639
County of Allegheny, Airport Auth., Airport Rev. Bonds, Series 2021-B, 5.00% 1/1/2051	1,000	1,058
County of Allegheny, Hospital Dev. Auth. Rev. Bonds (Allegheny Health Network Obligated Group Issue), Series 2018-A, 5.00% 4/1/2032	4,350	4,651
County of Allegheny, Hospital Dev. Auth. Rev. Bonds (Allegheny Health Network Obligated Group Issue), Series 2018-A, 5.00% 4/1/2033	3,500	3,741
County of Allegheny, Hospital Dev. Auth. Rev. Bonds (Allegheny Health Network Obligated Group Issue), Series 2018-A, 5.00% 4/1/2047	2,500	2,552
County of Allegheny, Hospital Dev. Auth., Rev. Bonds (University of Pittsburgh Medical Center Issue), Series 2007-A-1, (3-month USD-LIBOR x 0.67 + 0.82%) 4.598% 2/1/2037 ^{1,6}	6,475	6,146
County of Allegheny, Hospital Dev. Auth., UPMC Rev. Bonds, Series 2019-A, 4.00% 7/15/2035	2,000	2,062
County of Allegheny, Hospital Dev. Auth., UPMC Rev. Bonds, Series 2019-A, 4.00% 7/15/2037	3,750	3,829
County of Allegheny, Hospital Dev. Auth., UPMC Rev. Bonds, Series 2019-A, 4.00% 7/15/2039	2,105	2,103
County of Allegheny, Sanitary Auth., Sewer Rev. Bonds, Series 2020-A, 4.00% 6/1/2033	250	265
Allentown City School Dist., Unlimited Tax G.O. Bonds, Series 2018, BAM insured, 5.00% 2/1/2028	2,565	2,743
Allentown City School Dist., Unlimited Tax G.O. Bonds, Series 2018, BAM insured, 5.00% 2/1/2029	2,995	3,203
City of Allentown, Neighborhood Improvement Zone Dev. Auth., Tax Rev. Bonds (City Center Ref. Project), Series 2017, 5.00% 5/1/2042 ²	1,610	1,615
City of Allentown, Neighborhood Improvement Zone Dev. Auth., Tax Rev. Ref. Bonds, Series 2022, 5.00% 5/1/2042	1,250	1,285

The Tax-Exempt Bond Fund of America (continued)

Bonds, notes & other debt instruments (continued)

	Principal amount (000)	Value (000)
Pennsylvania (continued)		
County of Berks, Industrial Dev. Auth., Health System Rev. Bonds (Tower Health Project), Series 2017, 5.00% 11/1/2035	USD2,000	\$ 1,035
County of Berks, Industrial Dev. Auth., Health System Rev. Bonds (Tower Health Project), Series 2017, 4.00% 11/1/2047	1,000	519
County of Berks, Industrial Dev. Auth., Health System Rev. Bonds (Tower Health Project), Series 2017, 5.00% 11/1/2047	9,385	4,863
County of Berks, Industrial Dev. Auth., Health System Rev. Bonds (Tower Health Project), Series 2017, 4.00% 11/1/2050	1,000	519
County of Berks, Industrial Dev. Auth., Healthcare Facs. Rev. Bonds (The Highlands at Wyomissing), Series 2017-C, 5.00% 5/15/2037	750	755
County of Berks, Industrial Dev. Auth., Healthcare Facs. Rev. Bonds (The Highlands at Wyomissing), Series 2017-A, 5.00% 5/15/2047	600	572
County of Berks, Industrial Dev. Auth., Healthcare Facs. Rev. Bonds (The Highlands at Wyomissing), Series 2017-C, 5.00% 5/15/2047	100	95
Bethlehem Area School Dist. Auth., School Rev. Bonds (Bethlehem Area School Dist. Ref. Project), Series 2021-B, (USD-SOFR x 0.67 + 0.35%) 3.914% 7/1/2031 (put 11/1/2025) ¹	1,055	1,038
County of Bucks, Industrial Dev. Auth., Hospital Rev. Bonds (Grand View Hospital), Series 2021, 4.00% 7/1/2046	515	405
County of Bucks, Industrial Dev. Auth., Hospital Rev. Bonds (Grand View Hospital), Series 2021, 5.00% 7/1/2054	3,500	2,817
County of Bucks, Industrial Dev. Auth., Rev. Bonds (Pennswood Village Project), Series 2018-A, 5.00% 10/1/2025	315	317
County of Bucks, Industrial Dev. Auth., Rev. Bonds (Pennswood Village Project), Series 2018-A, 5.00% 10/1/2026	120	122
County of Bucks, Industrial Dev. Auth., Rev. Bonds (Pennswood Village Project), Series 2018-A, 5.00% 10/1/2027	760	777
County of Bucks, Industrial Dev. Auth., Rev. Bonds (Pennswood Village Project), Series 2018-A, 5.00% 10/1/2029	1,130	1,161
County of Bucks, Industrial Dev. Auth., Rev. Bonds (Pennswood Village Project), Series 2018-A, 5.00% 10/1/2030	515	529
County of Bucks, Industrial Dev. Auth., Rev. Bonds (Pennswood Village Project), Series 2018-A, 5.00% 10/1/2031	660	677
County of Cumberland, Municipal Auth., Rev. Bonds (Penn State Health), Series 2019, 4.00% 11/1/2044	9,155	8,951
County of Cumberland, Municipal Auth., Rev. Bonds (Penn State Health), Series 2019, 4.00% 11/1/2049	5,000	4,674
Delaware River Joint Toll Bridge Commission, Bridge System Rev. Bonds, Series 2017, 5.00% 7/1/2031	2,050	2,201
Delaware River Joint Toll Bridge Commission, Bridge System Rev. Bonds, Series 2017, 5.00% 7/1/2032	55	59
Delaware River Joint Toll Bridge Commission, Bridge System Rev. Bonds, Series 2017, 5.00% 7/1/2036	1,000	1,060
Delaware River Joint Toll Bridge Commission, Bridge System Rev. Ref. Bonds, Series 2015, 5.00% 7/1/2031 (preref. 7/1/2025)	350	360
Delaware River Port Auth., Rev. Bonds, Series 2018-A, 5.00% 1/1/2031	1,000	1,111
Delaware River Port Auth., Rev. Bonds, Series 2018-A, 5.00% 1/1/2032	1,250	1,386
Delaware Valley Regional Fin. Auth., Local Government Rev. Bonds, Series 2007-C, (3-month USD-LIBOR x 0.67 + 0.75%) 4.528% 6/1/2037 ^{1,6}	19,490	17,605
City of Doylestown, Hospital Auth., Rev. Bonds (Doylestown Hospital), Series 2016-A, 5.00% 7/1/2041	3,470	3,349
City of Doylestown, Hospital Auth., Rev. Bonds (Doylestown Hospital), Series 2016-A, 5.00% 7/1/2041 (preref. 7/1/2026)	795	834
City of Doylestown, Hospital Auth., Rev. Bonds (Doylestown Hospital), Series 2016-A, 5.00% 7/1/2046	1,065	998
City of Doylestown, Hospital Auth., Rev. Bonds (Doylestown Hospital), Series 2016-A, 5.00% 7/1/2046 (preref. 7/1/2026)	245	257
City of Doylestown, Hospital Auth., Rev. Bonds (Doylestown Hospital), Series 2019-A, 5.00% 7/1/2049	450	420
City of Doylestown, Hospital Auth., Rev. Bonds (Doylestown Hospital), Series 2019-A, 5.00% 7/1/2049 (preref. 7/1/2029)	50	56
City of Dubois, Hospital Auth., Hospital Rev. Bonds (Penn Highlands Healthcare), Series 2020, 4.00% 7/15/2050	5,000	4,513
City of Dubois, Hospital Auth., Hospital Rev. Bonds (Penn Highlands Healthcare), Series 2021, 4.00% 7/15/2051	2,500	2,347
Econ Dev. Fncg. Auth., Rev. Bonds (Presbyterian Senior Living Project), Series 2023-B-2, 5.00% 7/1/2038	5,700	5,958
Econ Dev. Fncg. Auth., Rev. Bonds (Presbyterian Senior Living Project), Series 2023-B-2, 5.00% 7/1/2042	4,000	4,102
Econ Dev. Fncg. Auth., Rev. Bonds (Presbyterian Senior Living Project), Series 2021, 4.00% 7/1/2046	500	440
Econ Dev. Fncg. Auth., Rev. Bonds (Presbyterian Senior Living Project), Series 2023-B-2, 5.25% 7/1/2046	1,375	1,424
Econ. Dev. Fncg. Auth., UPMC Rev. Bonds, Series 2022-A, 5.00% 2/15/2038	2,000	2,231
Econ. Dev. Fncg. Auth., UPMC Rev. Bonds, Series 2022-A, 5.00% 2/15/2039	2,725	3,019
Econ. Dev. Fncg. Auth., UPMC Rev. Bonds, Series 2023-A-2, 4.00% 5/15/2040	2,850	2,866
Econ. Dev. Fncg. Auth., UPMC Rev. Bonds, Series 2022-A, 4.00% 2/15/2041	7,550	7,536
Econ. Dev. Fncg. Auth., UPMC Rev. Bonds, Series 2023-A-2, 4.00% 5/15/2041	5,750	5,750
Econ. Dev. Fncg. Auth., UPMC Rev. Bonds, Series 2023-A-2, 4.00% 5/15/2042	1,100	1,095
Econ. Dev. Fncg. Auth., UPMC Rev. Bonds, Series 2023-A-2, 4.00% 5/15/2043	1,000	986
Econ. Dev. Fncg. Auth., UPMC Rev. Bonds, Series 2021-A, 3.00% 10/15/2046	1,000	774
Econ. Dev. Fncg. Auth., UPMC Rev. Bonds, Series 2020-A, 4.00% 4/15/2050	2,000	1,959

The Tax-Exempt Bond Fund of America (continued)

Bonds, notes & other debt instruments (continued)

	Principal amount (000)	Value (000)
Pennsylvania (continued)		
Erie County School Dist., Limited Tax G.O. Bonds, Series 2019-C, Assured Guaranty Municipal insured, 5.00% 4/1/2029	USD1,000	\$ 1,092
Erie County School Dist., Limited Tax G.O. Bonds, Series 2019-A, Assured Guaranty Municipal insured, 5.00% 4/1/2030	925	1,019
Erie County School Dist., Limited Tax G.O. Bonds, Series 2019-C, Assured Guaranty Municipal insured, 5.00% 4/1/2030	500	551
Fncg. Auth., Rev. Bonds (Tobacco Master Settlement Payment), Series 2018, 5.00% 6/1/2025	2,500	2,550
Fncg. Auth., Rev. Bonds (Tobacco Master Settlement Payment), Series 2018, 5.00% 6/1/2026	4,000	4,151
Fncg. Auth., Rev. Bonds (Tobacco Master Settlement Payment), Series 2018, 5.00% 6/1/2027	3,000	3,169
Fncg. Auth., Rev. Bonds (Tobacco Master Settlement Payment), Series 2018, 5.00% 6/1/2030	4,000	4,309
Fncg. Auth., Rev. Bonds (Tobacco Master Settlement Payment), Series 2018, 5.00% 6/1/2031	3,500	3,769
Fncg. Auth., Rev. Bonds (Tobacco Master Settlement Payment), Series 2018, 5.00% 6/1/2032	3,000	3,229
Fncg. Auth., Rev. Bonds (Tobacco Master Settlement Payment), Series 2018, 5.00% 6/1/2033	3,000	3,229
Fncg. Auth., Rev. Bonds (Tobacco Master Settlement Payment), Series 2018, 5.00% 6/1/2034	3,000	3,226
Higher Educational Facs. Auth., Health System Rev. Bonds (University of Pennsylvania Health System), Series 2017-A, 4.00% 8/15/2035	7,000	7,168
Higher Educational Facs. Auth., Health System Rev. Bonds (University of Pennsylvania Health System), Series 2017-A, 5.00% 8/15/2042	3,500	3,604
Higher Educational Facs. Auth., Health System Rev. Bonds (University of Pennsylvania Health System), Series 2019, 4.00% 8/15/2049	14,000	13,552
Higher Educational Facs. Auth., Health System Rev. Ref. Bonds (University of Pennsylvania Health System), Series 2021-B, 4.00% 8/15/2037	1,525	1,590
Higher Educational Facs. Auth., Health System Rev. Ref. Bonds (University of Pennsylvania Health System), Series 2021-B, 4.00% 8/15/2039	1,450	1,489
Higher Educational Facs. Auth., Health System Rev. Ref. Bonds (University of Pennsylvania Health System), Series 2021-B, 4.00% 8/15/2042	2,015	2,007
Higher Educational Facs. Auth., Rev. Ref. Bonds, Series 2015-AQ, 5.00% 6/15/2024	3,265	3,285
Higher Educational Facs. Auth., Rev. Ref. Bonds, Series 2015-AQ, 5.00% 6/15/2024 (escrowed to maturity)	635	639
Housing Fin. Agcy., Single Family Mortgage Rev. Bonds, Series 2016-120, 2.80% 10/1/2031	5,000	4,649
Housing Fin. Agcy., Single Family Mortgage Rev. Bonds, Series 2016-121, 2.80% 10/1/2031	3,320	3,087
Housing Fin. Agcy., Single Family Mortgage Rev. Bonds, Series 2017-124-B, 3.20% 10/1/2032	6,000	5,908
Housing Fin. Agcy., Single Family Mortgage Rev. Bonds, Series 2019-128-B, 3.50% 10/1/2034	6,500	6,414
Housing Fin. Agcy., Single Family Mortgage Rev. Bonds, Series 2016-119, 3.50% 10/1/2041	1,625	1,619
Housing Fin. Agcy., Single Family Mortgage Rev. Bonds, Series 2017-125-B, 3.65% 10/1/2042	7,500	6,855
Housing Fin. Agcy., Single Family Mortgage Rev. Bonds, Series 2016-120, 3.50% 10/1/2046	1,805	1,793
Housing Fin. Agcy., Single Family Mortgage Rev. Bonds, Series 2016-121, 3.50% 10/1/2046	3,325	3,305
Housing Fin. Agcy., Single Family Mortgage Rev. Bonds, Series 2017-122, 4.00% 10/1/2046	510	508
Housing Fin. Agcy., Single Family Mortgage Rev. Bonds, Series 2017-125-B, 3.70% 10/1/2047	425	385
Housing Fin. Agcy., Single Family Mortgage Rev. Bonds, Series 2018-126-A, 4.00% 10/1/2048	9,710	9,679
Housing Fin. Agcy., Single Family Mortgage Rev. Bonds, Series 2021-135-A, 3.00% 10/1/2051	2,830	2,762
Housing Fin. Agcy., Single Family Mortgage Rev. Bonds, Series 2021-136, 3.00% 10/1/2051	12,630	12,310
Housing Fin. Agcy., Single Family Mortgage Rev. Bonds, Series 2021-137, 3.00% 10/1/2051	7,510	7,200
Housing Fin. Agcy., Single Family Mortgage Rev. Bonds, Series 2022-138-A, 3.00% 10/1/2052	16,845	16,140
Housing Fin. Agcy., Single Family Mortgage Rev. Bonds, Series 2023-141-A, 5.75% 10/1/2053	9,150	9,735
Housing Fin. Agcy., Special Limited Obligation Multi Family Housing Dev. Bonds (Country Commons Apartments), Series 2018, 3.60% 8/1/2035	6,061	5,990
City of Lancaster, Industrial Dev. Auth., Health Center Rev. Ref. Bonds (Landis Homes Retirement Community Project), Series 2021, 4.00% 7/1/2051	1,195	894
City of Lancaster, Industrial Dev. Auth., Health Center Rev. Ref. Bonds (Landis Homes Retirement Community Project), Series 2021, 4.00% 7/1/2056	1,585	1,150
County of Lancaster, Hospital Auth., Health Center Rev. Bonds (Masonic Villages Project), Series 2023, 5.125% 11/1/2038	2,990	3,172
County of Lancaster, Hospital Auth., Health Center Rev. Ref. Bonds (Landis Homes Retirement Community Project), Series 2015-A, 5.00% 7/1/2035	2,000	2,001
County of Lancaster, Hospital Auth., Rev. Bonds (Brethren Village Project), Series 2017, 5.00% 7/1/2025	650	649
County of Lancaster, Hospital Auth., Rev. Bonds (Penn State Health), Series 2021, 5.00% 11/1/2041	1,000	1,060
County of Lancaster, Hospital Auth., Rev. Bonds (Penn State Health), Series 2021, 5.00% 11/1/2046	5,890	6,157
County of Lancaster, Hospital Auth., Rev. Bonds (Penn State Health), Series 2021, 5.00% 11/1/2051	4,730	4,916
County of Lehigh, General Purpose Auth., Hospital Rev. Bonds (Lehigh Valley Health Network), Series 2019-A, 5.00% 7/1/2044	5,000	5,229
County of Lehigh, General Purpose Auth., Hospital Rev. Bonds (St. Luke's Hospital), Series 2017-B, (SIFMA Municipal Swap Index + 1.10%) 5.65% 8/15/2038 ¹	11,950	11,814

The Tax-Exempt Bond Fund of America (continued)

Bonds, notes & other debt instruments (continued)	Principal amount (000)	Value (000)
Pennsylvania (continued)		
County of Lehigh, General Purpose Auth., Hospital Rev. Ref. Bonds (Lehigh Valley Health Network), Series 2016-A, 4.00% 7/1/2035	USD4,000	\$ 4,018
County of Lehigh, Industrial Dev. Auth., Special Obligation Rev. Bonds (West Hills Business Center Project), Series 2014, 6.50% 7/1/2032	2,835	2,837
County of Montgomery, Higher Education and Health Auth., Rev. Bonds (Thomas Jefferson University), Series 2019, 4.00% 9/1/2038	1,000	1,008
County of Montgomery, Higher Education and Health Auth., Rev. Bonds (Thomas Jefferson University), Series 2019, 4.00% 9/1/2039	1,000	1,005
County of Montgomery, Higher Education and Health Auth., Rev. Bonds (Thomas Jefferson University), Series 2019, 4.00% 9/1/2044	2,500	2,424
County of Montgomery, Higher Education and Health Auth., Rev. Bonds (Thomas Jefferson University), Series 2022-B, 5.00% 5/1/2047	1,575	1,665
County of Montgomery, Higher Education and Health Auth., Rev. Bonds (Thomas Jefferson University), Series 2022-B, 4.00% 5/1/2056	16,000	14,553
County of Montgomery, Industrial Dev. Auth., Exempt Facs. Rev. Ref. Bonds (Constellation Energy Generation, LLC Project), Series 2023-C, 4.10% 6/1/2029	15,940	16,385
County of Montgomery, Industrial Dev. Auth., Exempt Facs. Rev. Ref. Bonds (Constellation Energy Generation, LLC Project), Series 2023-A, 4.10% 4/1/2053 (put 4/3/2028)	9,350	9,558
County of Montgomery, Industrial Dev. Auth., Health Systems Rev. Bonds (Albert Einstein Healthcare Network Issue), Series 2015-A, 5.25% 1/15/2030 (preref. 1/15/2025)	1,000	1,019
County of Montgomery, Industrial Dev. Auth., Health Systems Rev. Bonds (Albert Einstein Healthcare Network Issue), Series 2015-A, 5.25% 1/15/2031 (preref. 1/15/2025)	2,500	2,548
County of Montgomery, Industrial Dev. Auth., Health Systems Rev. Bonds (Albert Einstein Healthcare Network Issue), Series 2015-A, 5.25% 1/15/2036 (preref. 1/15/2025)	2,500	2,548
County of Montgomery, Industrial Dev. Auth., Health Systems Rev. Bonds (Albert Einstein Healthcare Network Issue), Series 2015-A, 5.25% 1/15/2045 (preref. 1/15/2025)	3,080	3,139
County of Montgomery, Industrial Dev. Auth., Retirement Communities Rev. Bonds (ACTS Retirement - Life Communities, Inc. Obligated Group), Series 2016, 5.00% 11/15/2033	9,155	9,477
County of Montgomery, Industrial Dev. Auth., Retirement Communities Rev. Bonds (ACTS Retirement - Life Communities, Inc. Obligated Group), Series 2016, 5.00% 11/15/2036	19,000	19,566
County of Montgomery, Industrial Dev. Auth., Rev. Bonds (Foulkeways at Gwynedd Project), Series 2016, 5.00% 12/1/2046	1,325	1,325
County of Montgomery, Industrial Dev. Auth., Rev. Bonds (Lifespace Communities, Inc.), Series 2020-C, 5.00% 11/15/2045	1,990	2,051
County of Montgomery, Industrial Dev. Auth., Rev. Bonds (Waverly Heights, Ltd.), Series 2019, 4.00% 12/1/2024	100	100
County of Montgomery, Industrial Dev. Auth., Rev. Bonds (Waverly Heights, Ltd.), Series 2019, 5.00% 12/1/2044	850	872
County of Montgomery, Industrial Dev. Auth., Rev. Bonds (Waverly Heights, Ltd.), Series 2019, 5.00% 12/1/2049	3,595	3,660
County of Montour, Geisinger Auth. Health System Rev. Bonds, Series 2020-A, 4.00% 4/1/2039	20,090	20,242
County of Northampton, General Purpose Auth., Hospital Rev. Bonds (St. Luke's University Health Network Project), Series 2018-A, 5.00% 8/15/2043	1,000	1,039
County of Northampton, General Purpose Auth., Hospital Rev. Bonds (St. Luke's University Health Network Project), Series 2018-B, (1-month USD-CME x 0.70 + 1.04%) 4.867% 8/15/2048 (put 8/15/2024) ¹	400	400
County of Northampton, General Purpose Auth., Hospital Rev. Bonds (St. Luke's University Health Network Project), Series 2018-A, 5.00% 8/15/2048	1,000	1,029
Pennsylvania State University Bonds, Series 2019-A, 5.00% 9/1/2048	3,090	3,299
Pennsylvania State University Bonds, Series 2023, 5.25% 9/1/2053	2,390	2,695
City of Philadelphia, Gas Works Rev. Bonds, Thirteenth Series, 5.00% 8/1/2028	2,000	2,047
City of Philadelphia, Gas Works Rev. Bonds, Thirteenth Series, 5.00% 8/1/2031	1,000	1,022
City of Philadelphia, Gas Works Rev. Bonds, Thirteenth Series, 5.00% 8/1/2032	2,000	2,042
City of Philadelphia, Gas Works Rev. Bonds, Thirteenth Series, 5.00% 8/1/2034	1,000	1,019
City of Philadelphia, Gas Works Rev. Ref. Bonds, Fourteenth Series, 5.00% 10/1/2031	1,500	1,561
City of Philadelphia, Gas Works Rev. Ref. Bonds, Fourteenth Series, 5.00% 10/1/2033	2,750	2,854
City of Philadelphia, Hospitals and Higher Education Facs. Auth., Hospital Rev. Bonds (Temple University Health System Obligated Group), Series 2017, 5.00% 7/1/2028	1,000	1,034
City of Philadelphia, Hospitals and Higher Education Facs. Auth., Rev. Bonds (Temple University Health System Obligated Group), Series 2022, Assured Guaranty Municipal insured, 4.00% 7/1/2040	3,660	3,685
City of Philadelphia, Industrial Dev. Auth., Rev. Bonds (Temple University), Series 2016-1, 5.00% 4/1/2027	5,625	5,750
City of Philadelphia, Industrial Dev. Auth., Rev. Bonds (Temple University), Series 2016-1, 5.00% 4/1/2028	1,000	1,021
City of Philadelphia, Industrial Dev. Auth., Rev. Bonds (Temple University), Series 2016-1, 5.00% 4/1/2029	2,620	2,671
City of Philadelphia, Water and Wastewater Rev. and Rev. Ref. Bonds, Series 2020-A, 5.00% 11/1/2045	3,000	3,248
City of Philadelphia, Water and Wastewater Rev. Bonds, Series 2017-A, 5.00% 10/1/2034	2,915	3,143

The Tax-Exempt Bond Fund of America (continued)

Bonds, notes & other debt instruments (continued)	Principal amount (000)	Value (000)
Pennsylvania (continued)		
City of Philadelphia, Water and Wastewater Rev. Bonds, Series 2022-C, 5.00% 6/1/2042	USD1,000	\$ 1,112
City of Philadelphia, Water and Wastewater Rev. Bonds, Series 2017-A, 5.00% 10/1/2052	3,000	3,093
City of Philadelphia, Water and Wastewater Rev. Bonds, Series 2017-A, 5.25% 10/1/2052	3,000	3,149
City of Philadelphia, Water and Wastewater Rev. Bonds, Series 2023-B, Assured Guaranty Municipal insured, 5.50% 9/1/2053	3,000	3,430
City of Philadelphia, Water and Wastewater Rev. Ref. Bonds, Series 2017-B, 5.00% 11/1/2029	2,035	2,195
City of Philadelphia, Water and Wastewater Rev. Ref. Bonds, Series 2015-B, 4.00% 7/1/2034	2,840	2,862
Philadelphia School Dist., G.O. Bonds, Series 2016-F, 5.00% 9/1/2024	1,185	1,195
Philadelphia School Dist., G.O. Bonds, Series 2016-F, BAM Insured, 5.00% 9/1/2027	3,905	4,099
Philadelphia School Dist., G.O. Bonds, Series 2016-F, 5.00% 9/1/2027	500	522
Philadelphia School Dist., G.O. Bonds, Series 2016-F, BAM Insured, 5.00% 9/1/2027 (preref. 9/1/2026)	5	5
Philadelphia School Dist., G.O. Bonds, Series 2016-F, 5.00% 9/1/2028	15,400	16,050
Philadelphia School Dist., G.O. Bonds, Series 2016-F, 5.00% 9/1/2029	10,000	10,402
Philadelphia School Dist., G.O. Bonds, Series 2018-A, 5.00% 9/1/2029	1,250	1,348
Philadelphia School Dist., G.O. Bonds, Series 2016-F, 5.00% 9/1/2030	1,990	2,065
Philadelphia School Dist., G.O. Bonds, Series 2018-A, 5.00% 9/1/2031	1,600	1,719
Philadelphia School Dist., G.O. Bonds, Series 2018-A, 5.00% 9/1/2032	1,000	1,074
Philadelphia School Dist., G.O. Bonds, Series 2015-A, 5.00% 9/1/2035	1,400	1,427
Philadelphia School Dist., G.O. Bonds, Series 2018-A, 5.00% 9/1/2035	1,000	1,067
Philadelphia School Dist., G.O. Bonds, Series 2021-A, 5.00% 9/1/2035	6,320	7,121
Philadelphia School Dist., G.O. Bonds, Series 2019-A, 4.00% 9/1/2036	3,500	3,574
Philadelphia School Dist., G.O. Bonds, Series 2021-A, 4.00% 9/1/2036	5,270	5,437
Philadelphia School Dist., G.O. Bonds, Series 2019-A, 4.00% 9/1/2037	3,700	3,752
Philadelphia School Dist., G.O. Bonds, Series 2021-A, 4.00% 9/1/2037	3,765	3,859
Philadelphia School Dist., G.O. Bonds, Series 2018-A, 5.00% 9/1/2037	1,850	1,955
Philadelphia School Dist., G.O. Bonds, Series 2019-A, 4.00% 9/1/2038	4,270	4,301
Philadelphia School Dist., G.O. Bonds, Series 2018-A, Assured Guaranty Municipal insured, 5.00% 9/1/2038	1,000	1,053
Philadelphia School Dist., G.O. Bonds, Series 2021-A, 4.00% 9/1/2046	12,500	12,305
Philadelphia School Dist., G.O. Green Bonds, Series 2023-B, 5.50% 9/1/2048	1,250	1,407
Philadelphia School Dist., G.O. Rev. Ref. Bonds, Series 2007-A, FGIC-National insured, 5.00% 6/1/2034	17,000	19,790
City of Pittsburgh, Water and Sewer Auth., Water and Sewer System Rev. Ref. Bonds, Series 2019-B, Assured Guaranty Municipal insured, 5.00% 9/1/2032	1,000	1,186
City of Pittsburgh, Water and Sewer Auth., Water and Sewer System Rev. Ref. Bonds, Series 2019-B, Assured Guaranty Municipal insured, 5.00% 9/1/2033	1,250	1,505
Public School Building Auth., School Lease Rev. Ref. Bonds (Philadelphia School Dist. Project), Series 2006-B, Assured Guaranty Municipal insured, 5.00% 6/1/2027	9,820	10,500
Public School Building Auth., School Lease Rev. Ref. Bonds (Philadelphia School Dist. Project), Series 2016-A, Assured Guaranty Municipal insured, 5.00% 6/1/2030	4,000	4,217
Public School Building Auth., School Lease Rev. Ref. Bonds (Philadelphia School Dist. Project), Series 2016-A, Assured Guaranty Municipal insured, 5.00% 6/1/2033	6,000	6,276
Reading School Dist., G.O. Bonds, Series 2017, Assured Guaranty Municipal insured, 5.00% 3/1/2037	1,750	1,820
Borough of Sayre, Health Care Facs. Auth., Rev. Bonds (Guthrie Health Issue), Series 2007, (3-month USD-LIBOR + 0.78%) 4.643% 12/1/2024 ^{1,6}	2,965	2,965
Borough of Sayre, Health Care Facs. Auth., Rev. Bonds (Guthrie Health Issue), Series 2007, (3-month USD-LIBOR + 0.83%) 4.608% 12/1/2031 ^{1,6}	2,005	1,911
Township of West Cornwall, Municipal Auth., Healthcare Facs. Rev. Bonds (Lebanon Valley Brethren Home Project), Series 2021-A, 4.00% 11/15/2025	115	114
Township of West Cornwall, Municipal Auth., Healthcare Facs. Rev. Bonds (Lebanon Valley Brethren Home Project), Series 2021-A, 4.00% 11/15/2046	525	421
Turnpike Commission, Turnpike Rev. Bonds, Series 2017-A-1, 5.00% 12/1/2032	1,000	1,081
Turnpike Commission, Turnpike Rev. Bonds, Series 2017-B-2, Assured Guaranty Municipal insured, 5.00% 6/1/2033	11,200	11,908
Turnpike Commission, Turnpike Rev. Bonds, Series 2017-A-1, 5.00% 12/1/2033	1,500	1,617
Turnpike Commission, Turnpike Rev. Bonds, Series 2017-B-2, Assured Guaranty Municipal insured, 5.00% 6/1/2034	6,995	7,524
Turnpike Commission, Turnpike Rev. Bonds, Series 2014-C, 5.00% 12/1/2034	1,885	1,912
Turnpike Commission, Turnpike Rev. Bonds, Series 2016-A-1, 5.00% 12/1/2034	2,000	2,077
Turnpike Commission, Turnpike Rev. Bonds, Series 2016-A-1, 5.00% 12/1/2035	3,500	3,628
Turnpike Commission, Turnpike Rev. Bonds, Series 2016-A-1, 5.00% 12/1/2036	3,250	3,361
Turnpike Commission, Turnpike Rev. Bonds, Series 2021-B, 4.00% 12/1/2039	3,410	3,496
Turnpike Commission, Turnpike Rev. Bonds, Series 2021-C, 4.00% 12/1/2039	1,200	1,232
Turnpike Commission, Turnpike Rev. Bonds, Series 2014-C, 5.00% 12/1/2039	6,000	6,074
Turnpike Commission, Turnpike Rev. Bonds, Series 2021-B, 4.00% 12/1/2040	4,000	4,069

The Tax-Exempt Bond Fund of America (continued)

Bonds, notes & other debt instruments (continued)

	Principal amount (000)	Value (000)
Pennsylvania (continued)		
Turnpike Commission, Turnpike Rev. Bonds, Series 2020-B, 5.00% 12/1/2040	USD1,000	\$ 1,104
Turnpike Commission, Turnpike Rev. Bonds, Series 2021-B, 4.00% 12/1/2041	2,175	2,203
Turnpike Commission, Turnpike Rev. Bonds, Series 2016-A-1, 5.00% 12/1/2041	9,530	9,774
Turnpike Commission, Turnpike Rev. Bonds, Series 2021-B, 4.00% 12/1/2042	3,125	3,154
Turnpike Commission, Turnpike Rev. Bonds, Series 2021-C, 4.00% 12/1/2042	1,550	1,565
Turnpike Commission, Turnpike Rev. Bonds, Series 2017-A-1, 5.00% 12/1/2042	6,500	6,820
Turnpike Commission, Turnpike Rev. Bonds, Series 2021-A, 4.00% 12/1/2043	1,660	1,656
Turnpike Commission, Turnpike Rev. Bonds, Series 2021-B, 4.00% 12/1/2043	8,140	8,188
Turnpike Commission, Turnpike Rev. Bonds, Series 2021-C, 4.00% 12/1/2043	2,735	2,752
Turnpike Commission, Turnpike Rev. Bonds, Series 2021-A, 4.00% 12/1/2044	2,075	2,059
Turnpike Commission, Turnpike Rev. Bonds, Series 2019-A, 5.00% 12/1/2044	22,450	24,094
Turnpike Commission, Turnpike Rev. Bonds, Series 2019-A, 5.00% 12/1/2044	4,000	4,278
Turnpike Commission, Turnpike Rev. Bonds, Series 2021-A, 4.00% 12/1/2046	2,000	1,965
Turnpike Commission, Turnpike Rev. Bonds, Series 2016-A-1, 5.00% 12/1/2046	20,960	21,374
Turnpike Commission, Turnpike Rev. Bonds, Series 2021-B, 5.00% 12/1/2046	11,000	11,940
Turnpike Commission, Turnpike Rev. Bonds, Series 2021-C, 5.00% 12/1/2046	4,250	4,635
Turnpike Commission, Turnpike Rev. Bonds, Series 2017-A-1, 5.00% 12/1/2047	12,220	12,633
Turnpike Commission, Turnpike Rev. Bonds, Series 2023-A, 5.00% 12/1/2048	5,000	5,500
Turnpike Commission, Turnpike Rev. Bonds, Series 2019-A, 5.00% 12/1/2049	28,265	29,891
Turnpike Commission, Turnpike Rev. Bonds, Series 2021-A, 4.00% 12/1/2050	9,000	8,738
Turnpike Commission, Turnpike Rev. Bonds, Series 2021-B, 3.00% 12/1/2051	7,490	5,433
Turnpike Commission, Turnpike Rev. Bonds, Series 2021-C, 3.00% 12/1/2051	3,320	2,500
Turnpike Commission, Turnpike Rev. Bonds, Series 2021-B, 4.00% 12/1/2051	5,000	4,843
Turnpike Commission, Turnpike Rev. Bonds, Series 2021-C, 4.00% 12/1/2051	6,350	6,274
Turnpike Commission, Turnpike Rev. Ref. Bonds, Series 2016-2, 5.00% 6/1/2025	2,690	2,762
West Shore Area Auth., Rev. Bonds (Messiah Village Project), Series 2015-A, 5.00% 7/1/2035	1,000	987
County of Westmoreland, Municipal Auth., Municipal Service Rev. Bonds, Series 2016, BAM insured, 5.00% 8/15/2042	4,000	4,079
County of York, Industrial Dev. Auth., Pollution Control Rev. Ref. Bonds (Philadelphia Electric Co. Project), Series 1993-A, 4.10% 6/1/2036 (put 4/3/2028)	6,640	6,640
		<u>906,085</u>
Puerto Rico 0.88%		
Aqueduct and Sewer Auth., Rev. Ref. Bonds, Series 2021-A, 5.00% 7/1/2033 ²	415	430
Aqueduct and Sewer Auth., Rev. Ref. Bonds, Series 2022-A, 5.00% 7/1/2033 ²	2,580	2,685
Aqueduct and Sewer Auth., Rev. Ref. Bonds, Series 2020-A, 5.00% 7/1/2035 ²	8,445	8,673
Aqueduct and Sewer Auth., Rev. Ref. Bonds, Series 2021-B, 5.00% 7/1/2037 ²	1,855	1,894
Aqueduct and Sewer Auth., Rev. Ref. Bonds, Series 2022-A, 5.00% 7/1/2037 ²	3,155	3,229
Aqueduct and Sewer Auth., Rev. Ref. Bonds, Series 2021-B, 4.00% 7/1/2042 ²	10,460	9,504
Aqueduct and Sewer Auth., Rev. Ref. Bonds, Series 2022-A, 4.00% 7/1/2042 ²	9,020	8,196
Electric Power Auth., Power Rev. Ref. Bonds, Series 2007-UU, Assured Guaranty Municipal insured, (3-month USD CME Term SOFR x 0.67 + 0.52%) 4.091% 7/1/2029 ¹	25,530	23,905
G.O. Restructured Bonds, Series 2022-A-1, 4.00% 7/1/2037	4,902	4,610
G.O. Restructured Bonds, Series 2022-A-1, 4.00% 7/1/2041	2,930	2,681
G.O. Restructured Bonds, Series 2022-A-1, 4.00% 7/1/2046	5,500	4,900
Industrial, Tourist, Educational, Medical and Environmental Control Facs. Fncg. Auth., Higher Education Rev. and Rev. Ref. Bonds (Inter American University of Puerto Rico Project), Series 2012, 5.00% 10/1/2031	1,265	1,267
Industrial, Tourist, Educational, Medical and Environmental Control Facs. Fncg. Auth., Higher Education Rev. and Rev. Ref. Bonds (University of the Sacred Heart Project), Series 2012, 4.00% 10/1/2025	990	990
Industrial, Tourist, Educational, Medical and Environmental Control Facs. Fncg. Auth., Higher Education Rev. and Rev. Ref. Bonds (University of the Sacred Heart Project), Series 2012, 4.375% 10/1/2031	1,870	1,872
Industrial, Tourist, Educational, Medical and Environmental Control Facs. Fncg. Auth., Higher Education Rev. Bonds (Inter American University of Puerto Rico Project), Series 2004, National insured, 4.50% 10/1/2029	1,280	1,282
Industrial, Tourist, Educational, Medical and Environmental Control Facs. Fncg. Auth., Higher Education Rev. Bonds (Inter American University of Puerto Rico Project), Series 2019, 5.00% 10/1/2029	2,100	2,308
Industrial, Tourist, Educational, Medical and Environmental Control Facs. Fncg. Auth., Higher Education Rev. Bonds (Inter American University of Puerto Rico Project), Series 2019, 5.00% 10/1/2039	2,400	2,558
Public Fin. Corp., Commonwealth Appropriation Bonds, Series 2001-E, 6.00% 8/1/2026 (escrowed to maturity)	3,840	4,139
Public Fin. Corp., Commonwealth Appropriation Bonds, Series 2001-E, 6.00% 8/1/2026 (escrowed to maturity)	45	49
Sales Tax Fncg. Corp., Sales Tax Rev. Bonds, Series 2018-A-1, 4.75% 7/1/2053	14,187	13,935

The Tax-Exempt Bond Fund of America (continued)

Bonds, notes & other debt instruments (continued)	Principal amount (000)	Value (000)
Puerto Rico (continued)		
Sales Tax Fncg. Corp., Sales Tax Rev. Bonds, Capital Appreciation Bonds, Series 2007-A, Class 2, AMBAC insured, 0% 8/1/2047 ¹	USD5,690	\$ 1,653
Sales Tax Fncg. Corp., Sales Tax Rev. Bonds, Capital Appreciation Bonds, Series 2007-A, Class 2, AMBAC insured, 0% 8/1/2054 ¹	9,297	1,820
Sales Tax Fncg. Corp., Sales Tax Rev. Restructured Bonds, Series 2019-A-2, 4.329% 7/1/2040	14,358	14,304
Sales Tax Fncg. Corp., Sales Tax Rev. Restructured Bonds, Series 2019-A-2, 4.784% 7/1/2058	2,000	1,963
Sales Tax Fncg. Corp., Sales Tax Rev. Restructured Bonds, Series 2018-A-1, 5.00% 7/1/2058	10,116	10,149
Sales Tax Fncg. Corp., Sales Tax Rev. Restructured Bonds, Capital Appreciation Bonds, Series 2018-A-1, 0% 7/1/2024	57	56
Sales Tax Fncg. Corp., Sales Tax Rev. Restructured Bonds, Capital Appreciation Bonds, Series 2018-A-1, 0% 7/1/2029	243	198
Sales Tax Fncg. Corp., Sales Tax Rev. Restructured Bonds, Capital Appreciation Bonds, Series 2018-A-1, 0% 7/1/2031	314	235
Sales Tax Fncg. Corp., Sales Tax Rev. Restructured Bonds, Capital Appreciation Bonds, Series 2018-A-1, 0% 7/1/2046	220,017	68,633
Sales Tax Fncg. Corp., Sales Tax Rev. Restructured Bonds, Capital Appreciation Bonds, Series 2018-B-1, 0% 7/1/2046	10,000	3,089
Sales Tax Fncg. Corp., Sales Tax Rev. Restructured Bonds, Capital Appreciation Bonds, Series 2018-A-1, 0% 7/1/2051	22,911	5,284
University of Puerto Rico, University System Rev. Ref. Bonds, Series 2006-P, 5.00% 6/1/2026	1,250	1,233
University of Puerto Rico, University System Rev. Ref. Bonds, Series 2006-P, 5.00% 6/1/2030	5	5
		<u>207,729</u>
Rhode Island 0.27%		
Commerce Corp., Airport Rev. Bonds, Series 2016-D, 5.00% 7/1/2032	640	664
Commerce Corp., Airport Rev. Bonds, Series 2016-D, 5.00% 7/1/2034	1,505	1,556
Commerce Corp., Airport Rev. Bonds, Series 2016-D, 5.00% 7/1/2036	500	515
Commerce Corp., Airport Rev. Bonds, Series 2016-D, 5.00% 7/1/2037	250	257
Commerce Corp., Airport Rev. Bonds, Series 2016-D, 5.00% 7/1/2041	2,130	2,174
Commerce Corp., Airport Rev. Bonds, Series 2016-D, 5.00% 7/1/2046	10,010	10,146
Commerce Corp., Grant Anticipation Rev. Ref. Bonds (Dept. of Transportation), Series 2016-A, 5.00% 6/15/2024	2,250	2,265
Health and Educational Building Corp., Educational Institution Rev. Bonds (St. George's School Issue), Series 2021, 4.00% 10/1/2046	1,365	1,337
Health and Educational Building Corp., Educational Institution Rev. Bonds (St. George's School Issue), Series 2021, 4.00% 10/1/2051	3,865	3,643
Health and Educational Building Corp., Hospital Fncg. Rev. Ref. Bonds (Lifespan Obligated Group Issue), Series 2016, 5.00% 5/15/2025	5,500	5,567
Health and Educational Building Corp., Providence Public Schools Rev. Bond Fncg. Program, Rev. Ref. Bonds (Providence Public Buildings Auth. Issue), Series 2015, Assured Guaranty Municipal insured, 5.00% 5/15/2026	4,000	4,086
Housing and Mortgage Fin. Corp., Homeownership Opportunity Bonds, Series 69-B, 4.00% 10/1/2048	3,580	3,571
Housing and Mortgage Fin. Corp., Homeownership Opportunity Bonds, Series 74, 3.00% 4/1/2049	6,615	6,440
Housing and Mortgage Fin. Corp., Homeownership Opportunity Bonds, Series 71, 3.75% 10/1/2049	5,345	5,306
Housing and Mortgage Fin. Corp., Homeownership Opportunity Bonds, Series 70, 4.00% 10/1/2049	2,695	2,688
Housing and Mortgage Fin. Corp., Homeownership Opportunity Bonds, Series 75-A, 3.00% 10/1/2051	9,500	9,191
Housing and Mortgage Fin. Corp., Homeownership Opportunity Bonds, Series 76-A, 3.00% 10/1/2051	5,135	4,963
		<u>64,369</u>
South Carolina 1.90%		
City of Columbia, Housing Auth., Multi Family Housing Rev. Bonds (Colonel Bluffs Apartments Project), Series 2022-B, 1.25% 8/1/2025 (put 8/1/2024)	1,760	1,735
Connector 2000 Assn., Inc., Toll Road Rev. Bonds, Capital Appreciation Bonds, Series 2011-A-1, 0% 1/1/2042	2,471	724
Housing Fin. and Dev. Auth., Mortgage Rev. Bonds, Series 2020-A, 2.65% 7/1/2035	1,100	953
Housing Fin. and Dev. Auth., Mortgage Rev. Bonds, Series 2017-B, 4.00% 7/1/2047	525	523
Housing Fin. and Dev. Auth., Mortgage Rev. Bonds, Series 2018-A, 4.50% 7/1/2048	720	723
Housing Fin. and Dev. Auth., Mortgage Rev. Bonds, Series 2019-B, 3.75% 1/1/2050	8,930	8,849
Housing Fin. and Dev. Auth., Mortgage Rev. Bonds, Series 2019-A, 4.00% 1/1/2050	2,785	2,778
Housing Fin. and Dev. Auth., Mortgage Rev. Bonds, Series 2020-A, 4.00% 7/1/2050	845	844
Housing Fin. and Dev. Auth., Mortgage Rev. Bonds, Series 2021-A, 3.00% 1/1/2052	4,630	4,484
Housing Fin. and Dev. Auth., Mortgage Rev. Bonds, Series 2022-A, 4.00% 1/1/2052	5,200	5,183
Housing Fin. and Dev. Auth., Mortgage Rev. Bonds, Series 2023-B, 6.00% 1/1/2054	6,460	7,154

The Tax-Exempt Bond Fund of America (continued)

Bonds, notes & other debt instruments (continued)	Principal amount (000)	Value (000)
South Carolina (continued)		
Housing Fin. and Dev. Auth., Mortgage Rev. Bonds, Series 2024-A, 6.25% 7/1/2054	USD10,990	\$12,340
Housing Fin. and Dev. Auth., Mortgage Rev. Ref. Bonds, Series 2016-A, 4.00% 7/1/2036	1,295	1,291
Housing Fin. and Dev. Auth., Mortgage Rev. Ref. Bonds, Series 2014-A-1, 4.00% 7/1/2041	100	100
Housing Fin. and Dev. Auth., Multi Family Housing Rev. Bonds (James Lewis, Jr. Eastside Apartments), Series 2021-B, 0.30% 9/1/2024 (put 3/1/2024)	2,585	2,575
Housing Fin. and Dev. Auth., Multi Family Housing Rev. Bonds (The Sullivan), Series 2021-B, 0.34% 4/1/2025 (put 4/1/2024)	2,260	2,243
Housing Fin. and Dev. Auth., Multi Family Housing Rev. Bonds (Villages at Congaree Pointe Project), Series 2021-B, 1.25% 6/1/2025 (put 6/1/2024)	3,700	3,665
Jobs-Econ. Dev. Auth., Econ. Dev. Rev. Bonds (Bishop Gadsden Episcopal Retirement Community), Series 2019-A, 4.00% 4/1/2034	605	576
Jobs-Econ. Dev. Auth., Econ. Dev. Rev. Bonds (Bishop Gadsden Episcopal Retirement Community), Series 2019-A, 5.00% 4/1/2044	1,280	1,245
Jobs-Econ. Dev. Auth., Econ. Dev. Rev. Bonds (Bishop Gadsden Episcopal Retirement Community), Series 2019-A, 4.00% 4/1/2049	620	482
Jobs-Econ. Dev. Auth., Econ. Dev. Rev. Bonds (Bishop Gadsden Episcopal Retirement Community), Series 2019-A, 5.00% 4/1/2049	4,030	3,799
Jobs-Econ. Dev. Auth., Econ. Dev. Rev. Bonds (Bishop Gadsden Episcopal Retirement Community), Series 2019-A, 4.00% 4/1/2054	1,165	872
Jobs-Econ. Dev. Auth., Econ. Dev. Rev. Bonds (Bishop Gadsden Episcopal Retirement Community), Series 2019-A, 5.00% 4/1/2054	3,500	3,234
Jobs-Econ. Dev. Auth., Econ. Dev. Rev. Bonds (Custodial Receipts), Series 2018, 5.00% 8/15/2036 (preref. 8/15/2026) ^{2,3}	6,100	6,440
Jobs-Econ. Dev. Auth., Health Facs. Rev. Ref. Bonds (Wesley Commons), Series 2016, 5.00% 10/1/2026 ²	895	892
Jobs-Econ. Dev. Auth., Health Facs. Rev. Ref. Bonds (Wesley Commons), Series 2016, 5.00% 10/1/2036 ²	2,500	2,359
Jobs-Econ. Dev. Auth., Lease Rev. Bonds (SPE Fayssoux Properties, LLC Project), Series 2016-A, 5.25% 8/15/2033	1,450	1,504
Jobs-Econ. Dev. Auth., Retirement Community Rev. Bonds (ACTS Retirement - Life Communities, Inc. Obligated Group), Series 2018-C, 5.00% 11/15/2047	1,090	1,110
City of Myrtle Beach, Tax Increment Rev. Ref. Bonds (Myrtle Beach Air Force Base Redev. Project Area), Series 2016, 5.00% 10/1/2028	1,210	1,271
Patriots Energy Group Fncg. Agcy., Gas Supply Rev. Bonds, Series 2018-A, 4.00% 10/1/2048 (put 2/1/2024)	11,000	11,000
Patriots Energy Group Fncg. Agcy., Gas Supply Rev. Bonds, Series 2023-B-1, 5.25% 2/1/2054 (put 3/1/2031)	46,545	50,405
Public Service Auth., Improvement Rev. Obligations, Series 2021-B, 5.00% 12/1/2040	10,595	11,504
Public Service Auth., Improvement Rev. Obligations, Series 2021-B, 4.00% 12/1/2041	5,640	5,623
Public Service Auth., Improvement Rev. Obligations, Series 2021-B, 4.00% 12/1/2042	6,840	6,778
Public Service Auth., Improvement Rev. Obligations, Series 2021-B, 5.00% 12/1/2043	7,750	8,313
Public Service Auth., Improvement Rev. Obligations, Series 2021-B, 5.00% 12/1/2051	6,890	7,224
Public Service Auth., Rev. Obligations (Santee Cooper), Series 2016-B, 5.00% 12/1/2034	900	933
Public Service Auth., Rev. Obligations (Santee Cooper), Series 2016-A, 5.00% 12/1/2035	6,965	7,165
Public Service Auth., Rev. Obligations (Santee Cooper), Series 2016-B, 5.00% 12/1/2035	1,090	1,128
Public Service Auth., Rev. Obligations (Santee Cooper), Series 2016-A, 5.00% 12/1/2036	13,800	14,159
Public Service Auth., Rev. Obligations (Santee Cooper), Series 2016-B, 5.00% 12/1/2036	1,885	1,944
Public Service Auth., Rev. Obligations (Santee Cooper), Series 2016-B, 5.00% 12/1/2037	500	514
Public Service Auth., Rev. Obligations (Santee Cooper), Series 2016-B, 5.00% 12/1/2041	15,000	15,319
Public Service Auth., Rev. Obligations (Santee Cooper), Series 2013-A, 5.125% 12/1/2043	3,450	3,450
Public Service Auth., Rev. Obligations (Santee Cooper), Series 2021-B, 4.00% 12/1/2047	3,570	3,454
Public Service Auth., Rev. Obligations (Santee Cooper), Series 2016-B, 5.00% 12/1/2056	2,930	2,951
Public Service Auth., Rev. Ref. Obligations (Santee Cooper), Series 2015-A, 5.00% 12/1/2026	820	835
Public Service Auth., Rev. Ref. Obligations (Santee Cooper), Series 2015-A, 5.00% 12/1/2028	4,495	4,580
Public Service Auth., Rev. Ref. Obligations (Santee Cooper), Series 2016-C, 5.00% 12/1/2028	2,730	2,856
Public Service Auth., Rev. Ref. Obligations (Santee Cooper), Series 2015-A, 5.00% 12/1/2029	100	102
Public Service Auth., Rev. Ref. Obligations (Santee Cooper), Series 2016-A, 5.00% 12/1/2029	2,395	2,484
Public Service Auth., Rev. Ref. Obligations (Santee Cooper), Series 2016-C, 5.00% 12/1/2030	3,010	3,137
Public Service Auth., Rev. Ref. Obligations (Santee Cooper), Series 2016-A, 5.00% 12/1/2031	2,620	2,711
Public Service Auth., Rev. Ref. Obligations (Santee Cooper), Series 2016-A, 5.00% 12/1/2033	2,295	2,366
Public Service Auth., Rev. Ref. Obligations (Santee Cooper), Series 2015-A, 5.00% 12/1/2034	3,115	3,210
Public Service Auth., Rev. Ref. Obligations (Santee Cooper), Series 2016-C, 5.00% 12/1/2034	3,625	3,757
Public Service Auth., Rev. Ref. Obligations (Santee Cooper), Series 2016-C, 5.00% 12/1/2035	4,270	4,417
Public Service Auth., Rev. Ref. Obligations (Santee Cooper), Series 2022-A, 4.00% 12/1/2038	5,195	5,200
Public Service Auth., Rev. Ref. Obligations (Santee Cooper), Series 2016-A, 5.00% 12/1/2038	5,000	5,107
Public Service Auth., Rev. Ref. Obligations (Santee Cooper), Series 2022-A, 4.00% 12/1/2042	5,000	4,955
Public Service Auth., Rev. Ref. Obligations (Santee Cooper), Series 2014-C, 4.00% 12/1/2045	470	462
Public Service Auth., Rev. Ref. Obligations (Santee Cooper), Series 2022-A, 4.00% 12/1/2047	75,000	72,561

The Tax-Exempt Bond Fund of America (continued)

Bonds, notes & other debt instruments (continued)	Principal amount (000)	Value (000)
South Carolina (continued)		
Public Service Auth., Rev. Ref. Obligations (Santee Cooper), Series 2022-A, 4.00% 12/1/2052	USD37,000	\$ 34,854
Public Service Auth., Rev. Ref. Obligations (Santee Cooper), Series 2022-A, 4.00% 12/1/2055	32,260	29,555
Public Service Auth., Rev. Ref. Obligations (Santee Cooper), Series 2022-B, 4.00% 12/1/2055	14,997	13,739
Public Service Auth., Rev. Ref. Obligations (Santee Cooper), Series 2022-B, 4.00% 12/1/2055	11,906	10,908
University of South Carolina, Athletic Facs. Improvement and Rev. Ref. Bonds, Series 2022-A, 4.00% 5/1/2047	1,540	1,521
University of South Carolina, Athletic Facs. Improvement and Rev. Ref. Bonds, Series 2022-A, 5.00% 5/1/2052	2,030	2,164
University of South Carolina, Higher Education Rev. Bonds (Campus Village Project), Series 2021-A, 5.00% 5/1/2040	6,740	7,484
		<u>450,777</u>
South Dakota 0.32%		
Health and Educational Facs. Auth., Rev. Bonds (Sanford), Series 2014-B, 5.00% 11/1/2025	600	607
Health and Educational Facs. Auth., Rev. Bonds (Sanford), Series 2014-B, 5.00% 11/1/2026	700	708
Health and Educational Facs. Auth., Rev. Bonds (Sanford), Series 2014-A, 4.00% 11/1/2034	7,350	7,381
Health and Educational Facs. Auth., Rev. Bonds (Sanford), Series 2014-B, 5.00% 11/1/2034	6,635	6,681
Health and Educational Facs. Auth., Rev. Bonds (Sanford), Series 2015, 4.00% 11/1/2040	1,750	1,738
Housing Dev. Auth., Homeownership Mortgage Bonds, Series 2014-E, 4.00% 5/1/2044	115	115
Housing Dev. Auth., Homeownership Mortgage Bonds, Series 2015-D, 4.00% 11/1/2045	1,130	1,127
Housing Dev. Auth., Homeownership Mortgage Bonds, Series 2016-B, 3.50% 11/1/2046	1,920	1,906
Housing Dev. Auth., Homeownership Mortgage Bonds, Series 2016-D, 3.50% 5/1/2051	2,710	2,691
Housing Dev. Auth., Homeownership Mortgage Bonds, Series 2017-D, 4.00% 11/1/2047	4,280	4,266
Housing Dev. Auth., Homeownership Mortgage Bonds, Series 2018-A, 4.00% 11/1/2048	8,770	8,743
Housing Dev. Auth., Homeownership Mortgage Bonds, Series 2018-B, 4.50% 11/1/2048	3,945	3,971
Housing Dev. Auth., Homeownership Mortgage Bonds, Series 2019-B, 4.00% 5/1/2049	3,635	3,625
Housing Dev. Auth., Homeownership Mortgage Bonds, Series 2020-A, 3.75% 11/1/2050	10,710	10,612
Housing Dev. Auth., Homeownership Mortgage Bonds, Series 2020-C, 3.50% 5/1/2051	6,575	6,473
Housing Dev. Auth., Homeownership Mortgage Bonds, Series 2021-B, 3.00% 11/1/2051	6,935	6,708
Housing Dev. Auth., Homeownership Mortgage Bonds, Series 2022-C, 5.00% 5/1/2053	585	603
Housing Dev. Auth., Homeownership Mortgage Bonds, Series 2023-A, 6.00% 5/1/2054	5,730	6,140
Housing Dev. Auth., Homeownership Mortgage Bonds, Series 2023-G, 6.25% 5/1/2055	1,130	1,241
		<u>75,336</u>
Tennessee 1.01%		
Chattanooga-Hamilton County Hospital Auth., Hospital Rev. Ref. Bonds (Erlanger Health System), Series 2014-A, 5.00% 10/1/2034	150	151
Chattanooga-Hamilton County Hospital Auth., Hospital Rev. Ref. Bonds (Erlanger Health System), Series 2014, 5.00% 10/1/2039	4,420	4,433
City of Clarksville, Water Sewer and Gas Rev. Bonds, Series 2021-A, 4.00% 2/1/2051	7,450	7,383
Town of Greeneville, Health and Educational Facs. Board, Hospital Rev. Bonds (Ballad Health), Series 2018-A, 5.00% 7/1/2035	3,425	3,623
Town of Greeneville, Health and Educational Facs. Board, Hospital Rev. Bonds (Ballad Health), Series 2018-A, 4.00% 7/1/2040	6,000	5,947
Housing Dev. Agcy., Homeownership Program Bonds, Series 2015-A, 3.50% 7/1/2045	1,710	1,694
Housing Dev. Agcy., Residential Fin. Program Bonds, Series 2017-1, 4.00% 7/1/2042	275	274
Housing Dev. Agcy., Residential Fin. Program Bonds, Series 2018-1, 4.00% 1/1/2043	2,765	2,757
Housing Dev. Agcy., Residential Fin. Program Bonds, Series 2014-2-C, 4.00% 1/1/2045	200	199
Housing Dev. Agcy., Residential Fin. Program Bonds, Series 2014-2-A, 4.00% 7/1/2045	260	259
Housing Dev. Agcy., Residential Fin. Program Bonds, Series 2015-2-A, 4.00% 1/1/2046	415	414
Housing Dev. Agcy., Residential Fin. Program Bonds, Series 2016-1-B, 3.50% 1/1/2047	295	292
Housing Dev. Agcy., Residential Fin. Program Bonds, Series 2017-3, 3.50% 1/1/2048	2,355	2,331
Housing Dev. Agcy., Residential Fin. Program Bonds, Series 2019-2, 4.00% 1/1/2048	11,095	11,066
Housing Dev. Agcy., Residential Fin. Program Bonds, Series 2018-2, 4.00% 1/1/2049	5,060	5,044
Housing Dev. Agcy., Residential Fin. Program Bonds, Series 2018-3, 4.25% 7/1/2049	4,035	4,038
Housing Dev. Agcy., Residential Fin. Program Bonds, Series 2019-4, 3.50% 1/1/2050	16,180	15,894
Housing Dev. Agcy., Residential Fin. Program Bonds, Series 2019-1, 4.25% 1/1/2050	3,725	3,730
Housing Dev. Agcy., Residential Fin. Program Bonds, Series 2020-1-A, 3.50% 7/1/2050	2,130	2,092
Housing Dev. Agcy., Residential Fin. Program Bonds, Series 2021-1, 3.00% 7/1/2051	3,040	2,951
Housing Dev. Agcy., Residential Fin. Program Bonds, Series 2021-2, 3.00% 1/1/2052	15,540	15,063
Housing Dev. Agcy., Residential Fin. Program Bonds, Series 2022-1, 3.75% 7/1/2052	2,750	2,718
Housing Dev. Agcy., Residential Fin. Program Bonds, Series 2022-2, 5.00% 1/1/2053	465	485
Housing Dev. Agcy., Residential Fin. Program Bonds, Series 2023-2-A, 5.75% 1/1/2054	12,285	13,162

The Tax-Exempt Bond Fund of America (continued)

Bonds, notes & other debt instruments (continued)	Principal amount (000)	Value (000)
Tennessee (continued)		
Housing Dev. Agcy., Residential Fin. Program Bonds, Series 2023-3A, 6.25% 1/1/2054	USD5,245	\$ 5,750
County of Knox, Health, Educational and Housing Fac. Board, Student Housing Rev Bonds (Provident Group - UTK Properties, LLC. - University of Tennessee Project), Series 2024-A-1, 5.25% 7/1/2049	1,250	1,360
County of Knox, Health, Educational and Housing Fac. Board, Student Housing Rev Bonds (Provident Group - UTK Properties, LLC. - University of Tennessee Project), Series 2024-A-1, 5.50% 7/1/2054	780	858
County of Knox, Health, Educational and Housing Fac. Board, Student Housing Rev Bonds (Provident Group - UTK Properties, LLC. - University of Tennessee Project), Series 2024-A-1, 5.00% 7/1/2064	2,215	2,312
Metropolitan Government of Nashville and Davidson County, Health and Educational Facs. Board, Rev. Bonds (Vanderbilt University Medical Center), Series 2021-A, 5.00% 7/1/2031	3,350	3,747
Metropolitan Government of Nashville and Davidson County, Water & Sewer Rev. Bonds, Series 2017-B, 5.00% 7/1/2042	5,000	5,218
Metropolitan Government of Nashville and Davidson County, Water & Sewer Rev. Bonds, Series 2017-B, 5.00% 7/1/2046	5,000	5,189
Metropolitan Government of Nashville and Davidson County, Water & Sewer Rev. Green Bonds, Series 2017-A, 5.00% 7/1/2046	4,000	4,151
Metropolitan Nashville Airport Auth., Airport Rev. Bonds, Series 2019-A, 5.00% 7/1/2044	8,000	8,539
Metropolitan Nashville Airport Auth., Airport Rev. Bonds, Series 2019-A, 4.00% 7/1/2054	5,000	4,807
Tenergy Corp, Gas Supply Rev. Bonds, Series 2021-A, 4.00% 12/1/2051 (put 9/1/2028)	21,615	21,664
Tennessee Energy Acquisition Corp., Commodity Project Rev. Bonds, Series 2021-A, 5.00% 5/1/2052 (put 11/1/2031)	29,445	31,419
Tennessee Energy Acquisition Corp., Gas Project Rev. Bonds, Series 2006-C, 5.00% 2/1/2027	1,890	1,921
Tennessee Energy Acquisition Corp., Gas Project Rev. Bonds, Series 2018, 4.00% 11/1/2049 ¹	8,000	8,012
Tennessee Energy Acquisition Corp., Gas Project Rev. Bonds, Series 2023-A-1, 5.00% 5/1/2053 (put 5/1/2028)	27,865	28,972
		<u>239,919</u>
Texas 10.93%		
Affordable Housing Corp., Single Family Mortgage Rev. Bonds, Series 2023-A, 5.50% 9/1/2053	5,960	6,289
Affordable Housing Corp., Single Family Mortgage Rev. Bonds (Texas Heroes Home Loan Program), Series 2019-A, 4.25% 3/1/2049	1,080	1,081
Alamo Community College Dist., Limited Tax Bonds, Series 2021, 4.00% 8/15/2036	3,000	3,133
Aledo Independent School Dist., Unlimited Tax Rev. Ref. Bonds, Series 2016, 5.00% 2/15/2036	1,000	1,036
Arlington Higher Education Fin. Corp., Education Rev. and Rev. Ref. Bonds (Harmony Public Schools), Series 2017-A, 5.00% 2/15/2027	1,210	1,283
Arlington Higher Education Fin. Corp., Education Rev. and Rev. Ref. Bonds (Harmony Public Schools), Series 2017-A, 5.00% 2/15/2042	2,000	2,071
Arlington Higher Education Fin. Corp., Education Rev. and Rev. Ref. Bonds (Uplift Education), Series 2017-A, 5.00% 12/1/2034	650	690
Arlington Higher Education Fin. Corp., Education Rev. and Rev. Ref. Bonds (Uplift Education), Series 2017-A, 5.00% 12/1/2036	915	964
Arlington Higher Education Fin. Corp., Education Rev. and Rev. Ref. Bonds (Uplift Education), Series 2017-A, 5.00% 12/1/2037	1,445	1,516
Arlington Higher Education Fin. Corp., Education Rev. and Rev. Ref. Bonds (Uplift Education), Series 2017-A, 5.00% 12/1/2047	2,625	2,709
Arlington Higher Education Fin. Corp., Education Rev. Bonds (Great Hearts America - Texas), Series 2019-A, 5.00% 8/15/2024	185	187
Arlington Higher Education Fin. Corp., Education Rev. Bonds (Great Hearts America - Texas), Series 2019-A, 5.00% 8/15/2025	195	200
Arlington Higher Education Fin. Corp., Education Rev. Bonds (Great Hearts America - Texas), Series 2019-A, 4.00% 8/15/2034	330	341
Arlington Higher Education Fin. Corp., Education Rev. Bonds (Great Hearts America - Texas), Series 2019-A, 4.00% 8/15/2035	1,000	1,029
Arlington Higher Education Fin. Corp., Education Rev. Bonds (Great Hearts America - Texas), Series 2019-A, 4.00% 8/15/2036	385	393
Arlington Higher Education Fin. Corp., Education Rev. Bonds (Great Hearts America - Texas), Series 2019-A, 4.00% 8/15/2038	900	908
Arlington Higher Education Fin. Corp., Education Rev. Bonds (Great Hearts America - Texas), Series 2019-A, 4.00% 8/15/2039	470	472
Arlington Higher Education Fin. Corp., Education Rev. Bonds (Lifeschool of Dallas), Series 2014-A, 5.00% 8/15/2026 (preref. 8/15/2024)	1,005	1,014
Arlington Higher Education Fin. Corp., Education Rev. Bonds (Responsive Education Solutions), Series 2021-A, 3.00% 8/15/2032	1,000	964

The Tax-Exempt Bond Fund of America (continued)

Bonds, notes & other debt instruments (continued)	Principal amount (000)	Value (000)
Texas (continued)		
Arlington Higher Education Fin. Corp., Education Rev. Bonds (Responsive Education Solutions), Series 2021-A, 4.00% 8/15/2034	USD1,000	\$ 1,052
Arlington Higher Education Fin. Corp., Education Rev. Bonds (Responsive Education Solutions), Series 2021-A, 4.00% 8/15/2035	1,000	1,047
Arlington Higher Education Fin. Corp., Education Rev. Bonds (Responsive Education Solutions), Series 2021-A, 4.00% 8/15/2037	1,000	1,017
Arlington Higher Education Fin. Corp., Education Rev. Bonds (Responsive Education Solutions), Series 2021-A, 3.00% 8/15/2051	9,545	7,006
Arlington Higher Education Fin. Corp., Education Rev. Bonds (Riverwalk Education Foundation, Inc.), Series 2019, 5.00% 8/15/2024	325	328
Arlington Higher Education Fin. Corp., Education Rev. Bonds (Riverwalk Education Foundation, Inc.), Series 2019, 5.00% 8/15/2032	600	665
Arlington Higher Education Fin. Corp., Education Rev. Bonds (Riverwalk Education Foundation, Inc.), Series 2022, 5.00% 8/15/2047	4,050	4,406
Arlington Higher Education Fin. Corp., Education Rev. Bonds (Riverwalk Education Foundation, Inc.), Series 2022, 5.00% 8/15/2057	25,370	27,329
Arlington Higher Education Fin. Corp., Education Rev. Bonds (Uplift Education), Series 2016-A, 2.75% 12/1/2026	505	488
Arlington Higher Education Fin. Corp., Education Rev. Bonds (Uplift Education), Series 2016-A, 5.00% 12/1/2036	1,880	1,923
Arlington Higher Education Fin. Corp., Education Rev. Bonds (Uplift Education), Series 2018-A, 5.00% 12/1/2037	725	743
Arlington Higher Education Fin. Corp., Education Rev. Bonds (Uplift Education), Series 2017-B, 5.00% 12/1/2042	4,165	4,326
Arlington Higher Education Fin. Corp., Education Rev. Bonds (Uplift Education), Series 2016-A, 5.00% 12/1/2046	1,100	1,107
Arlington Higher Education Fin. Corp., Education Rev. Bonds (Uplift Education), Series 2018-A, 5.00% 12/1/2048	3,345	3,396
Arlington Higher Education Fin. Corp., Education Rev. Bonds (Uplift Education), Series 2019-A, 4.00% 12/1/2049	1,725	1,586
City of Arlington, Special Tax Rev. Bonds, Series 2018-C, BAM insured, 5.00% 2/15/2029	1,500	1,620
City of Arlington, Special Tax Rev. Bonds, Series 2018-C, BAM insured, 5.00% 2/15/2030	1,000	1,081
City of Arlington, Special Tax Rev. Bonds, Series 2018-C, BAM insured, 5.00% 2/15/2031	1,100	1,187
City of Arlington, Special Tax Rev. Bonds, Series 2018-C, BAM insured, 5.00% 2/15/2032	1,000	1,076
City of Arlington, Special Tax Rev. Bonds, Series 2018-A, Assured Guaranty Municipal insured, 5.00% 2/15/2035	2,245	2,412
City of Arlington, Special Tax Rev. Bonds, Series 2018-A, Assured Guaranty Municipal insured, 5.00% 2/15/2038	1,000	1,061
City of Arlington, Special Tax Rev. Bonds, Series 2018-A, Assured Guaranty Municipal insured, 5.00% 2/15/2043	11,495	12,026
Austin Independent School Dist., Unlimited Tax Rev. Ref. Bonds, Series 2015-B, 5.00% 8/1/2030 (preref. 8/1/2025)	3,000	3,093
Austin Independent School Dist., Unlimited Tax Rev. Ref. Bonds, Series 2015-B, 5.00% 8/1/2031 (preref. 8/1/2025)	6,820	7,031
Austin Independent School Dist., Unlimited Tax School Building and Rev. Ref. Bonds, Series 2017, 5.00% 8/1/2025	1,500	1,548
Austin Independent School Dist., Unlimited Tax School Building and Rev. Ref. Bonds, Series 2017, 5.00% 8/1/2037	2,660	2,761
City of Austin, Airport System Rev. Bonds, Series 2017-A, 5.00% 11/15/2032	1,100	1,154
City of Austin, Airport System Rev. Bonds, Series 2017-A, 5.00% 11/15/2033	2,220	2,329
City of Austin, Airport System Rev. Bonds, Series 2017-A, 5.00% 11/15/2034	2,000	2,096
City of Austin, Airport System Rev. Bonds, Series 2017-A, 5.00% 11/15/2035	1,125	1,177
City of Austin, Airport System Rev. Bonds, Series 2017-A, 5.00% 11/15/2036	3,605	3,760
City of Austin, Airport System Rev. Bonds, Series 2017-A, 5.00% 11/15/2037	2,000	2,080
City of Austin, Airport System Rev. Bonds, Series 2017-A, 5.00% 11/15/2041	2,500	2,574
City of Austin, Airport System Rev. Bonds, Series 2019-A, 5.00% 11/15/2049	5,000	5,334
City of Austin, Electric Utility System Rev. Ref. and Improvement Bonds, Series 2023, 5.00% 11/15/2038	4,000	4,637
City of Austin, Electric Utility System Rev. Ref. and Improvement Bonds, Series 2023, 5.00% 11/15/2048	4,750	5,236
City of Austin, Electric Utility System Rev. Ref. Bonds, Series 2015-A, 5.00% 11/15/2028	1,000	1,031
City of Austin, Electric Utility System Rev. Ref. Bonds, Series 2015-A, 5.00% 11/15/2030	1,520	1,565
City of Austin, Electric Utility System Rev. Ref. Bonds, Series 2017, 5.00% 11/15/2031	1,130	1,191
City of Austin, Electric Utility System Rev. Ref. Bonds, Series 2017, 5.00% 11/15/2032	1,000	1,052
City of Austin, Electric Utility System Rev. Ref. Bonds, Series 2017, 5.00% 11/15/2033	1,000	1,051
City of Austin, Electric Utility System Rev. Ref. Bonds, Series 2015-A, 5.00% 11/15/2038	1,000	1,017
City of Austin, Electric Utility System Rev. Ref. Bonds, Series 2015-A, 5.00% 11/15/2045	1,500	1,518
City of Austin, Water and Wastewater System Rev. Ref. Bonds, Series 2015-A, 3.00% 5/15/2027	1,705	1,674
City of Austin, Water and Wastewater System Rev. Ref. Bonds, Series 2016, 5.00% 11/15/2028	1,000	1,058
City of Austin, Water and Wastewater System Rev. Ref. Bonds, Series 2016, 5.00% 11/15/2029	3,000	3,174
City of Austin, Water and Wastewater System Rev. Ref. Bonds, Series 2016, 5.00% 11/15/2032	4,405	4,639
City of Austin, Water and Wastewater System Rev. Ref. Bonds, Series 2016, 5.00% 11/15/2035	5,500	5,756
City of Austin, Water and Wastewater System Rev. Ref. Bonds, Series 2017, 5.00% 11/15/2035	4,000	4,289
City of Austin, Water and Wastewater System Rev. Ref. Bonds, Series 2021, 4.00% 11/15/2036	1,565	1,661
City of Austin, Water and Wastewater System Rev. Ref. Bonds, Series 2015-A, 5.00% 11/15/2036	1,000	1,023
City of Austin, Water and Wastewater System Rev. Ref. Bonds, Series 2016, 5.00% 11/15/2036	6,985	7,288
City of Austin, Water and Wastewater System Rev. Ref. Bonds, Series 2017, 5.00% 11/15/2037	1,000	1,063

The Tax-Exempt Bond Fund of America (continued)

Bonds, notes & other debt instruments (continued)	Principal amount (000)	Value (000)
Texas (continued)		
City of Austin, Water and Wastewater System Rev. Ref. Bonds, Series 2021, 4.00% 11/15/2041	USD1,750	\$ 1,804
City of Austin, Water and Wastewater System Rev. Ref. Bonds, Series 2016, 5.00% 11/15/2041	1,000	1,034
City of Austin, Water and Wastewater System Rev. Ref. Bonds, Series 2016, 5.00% 11/15/2045	11,795	12,170
City of Austin, Water and Wastewater System Rev. Ref. Bonds, Series 2017, 5.00% 11/15/2046	3,800	3,947
City of Austin, Water and Wastewater System Rev. Ref. Bonds, Series 2022, 5.00% 11/15/2052	2,000	2,160
Bastrop Independent School Dist., Unlimited Tax School Building Bonds, Series 2023, 5.00% 2/15/2048	1,250	1,378
Beaumont Independent School Dist., Unlimited Tax Rev. Ref. Bonds, Series 2016, 3.00% 2/15/2033	4,210	4,054
County of Bell, Combination Tax and Rev. Certs. of Obligation, Series 2021, 3.00% 2/15/2036	500	467
County of Bell, Combination Tax and Rev. Certs. of Obligation, Series 2021, 3.00% 2/15/2037	1,000	910
County of Bexar, Combination Tax and Rev. Certs. of Obligation, Series 2021, 4.00% 6/15/2044	3,500	3,515
County of Bexar, Hospital Dist., Certs. of Obligation, Series 2018, 5.00% 2/15/2033	2,000	2,111
County of Bexar, Hospital Dist., Certs. of Obligation, Series 2022, 5.00% 2/15/2034	3,105	3,570
County of Bexar, Hospital Dist., Certs. of Obligation, Series 2018, 5.00% 2/15/2035	6,155	6,477
County of Bexar, Hospital Dist., Certs. of Obligation, Series 2018, 5.00% 2/15/2036	10,150	10,650
County of Bexar, Hospital Dist., Certs. of Obligation, Series 2022, 5.00% 2/15/2036	2,745	3,117
County of Bexar, Hospital Dist., Certs. of Obligation, Series 2020, 4.00% 2/15/2039	2,220	2,256
County of Bexar, Hospital Dist., Certs. of Obligation, Series 2020, 4.00% 2/15/2040	1,500	1,515
County of Bexar, Hospital Dist., Certs. of Obligation, Series 2020, 5.00% 2/15/2045	2,500	2,638
County of Bexar, Hospital Dist., Limited Tax Rev. Ref. Bonds, Series 2019, 5.00% 2/15/2034	1,750	1,891
County of Bexar, Hospital Dist., Limited Tax Rev. Ref. Bonds, Series 2020, 4.00% 2/15/2037	1,500	1,538
County of Bexar, Hospital Dist., Limited Tax Rev. Ref. Bonds, Series 2020, 4.00% 2/15/2038	3,000	3,062
County of Bexar, Hospital Dist., Limited Tax Rev. Ref. Bonds, Series 2019, 5.00% 2/15/2038	4,200	4,468
County of Bexar, Hospital Dist., Limited Tax Rev. Ref. Bonds, Series 2020, 4.00% 2/15/2039	1,500	1,524
County of Bexar, Hospital Dist., Limited Tax Rev. Ref. Bonds, Series 2020, 4.00% 2/15/2040	2,150	2,171
County of Bexar, Limited Tax Rev. Ref. Bonds, Series 2017, 5.00% 6/15/2043 (preref. 6/15/2026)	5,000	5,235
Boerne Independent School Dist., Unlimited Tax School Building Rev. Ref. Bonds, Series 2023, 3.125% 2/1/2053 (put 2/1/2027)	7,400	7,383
City of Brownsville, Utilities System Rev. Ref. Bonds, Series 2016, Assured Guaranty Municipal insured, 5.00% 9/1/2027	1,965	2,070
City of Bryan, Electric System Rev. Bonds, Series 2018, 4.00% 7/1/2043	4,285	4,171
City of Bryan, Electric System Rev. Ref. and Improvement Bonds, Series 2016, 5.00% 7/1/2027	700	733
City of Bryan, Electric System Rev. Ref. and Improvement Bonds, Series 2016, 5.00% 7/1/2028	1,405	1,470
City of Bryan, Electric System Rev. Ref. Bonds, Series 2017, Assured Guaranty Municipal insured, 5.00% 7/1/2029	645	690
City of Bryan, Electric System Rev. Ref. Bonds, Series 2017, Assured Guaranty Municipal insured, 5.00% 7/1/2030	1,000	1,070
Capital Area Housing Fin. Corp., Multi Family Housing Rev. Bonds (Redwood Apartments), Series 2020, 3.50% 1/1/2041 (put 1/1/2024)	30,000	29,939
Celina Independent School Dist., Unlimited Tax School Building Bonds, Series 2023, 4.00% 2/15/2053	4,985	4,885
Central Texas Regional Mobility Auth., Rev. Bond Anticipation Notes, Series 2021-C, 5.00% 1/1/2027	5,655	5,828
Central Texas Regional Mobility Auth., Rev. Bonds, Series 2021-B, 4.00% 1/1/2051	1,315	1,274
Central Texas Regional Mobility Auth., Rev. Ref. Bonds, Series 2015-A, 5.00% 1/1/2031 (preref. 7/1/2025)	1,000	1,028
Central Texas Regional Mobility Auth., Rev. Ref. Bonds, Series 2015-A, 5.00% 1/1/2033 (preref. 7/1/2025)	1,000	1,028
Central Texas Regional Mobility Auth., Rev. Ref. Bonds, Series 2015-A, 5.00% 1/1/2034 (preref. 7/1/2025)	1,500	1,541
Central Texas Regional Mobility Auth., Rev. Ref. Bonds, Series 2015-A, 5.00% 1/1/2040 (preref. 7/1/2025)	5,845	6,007
Chapel Hill Independent School Dist., School Building Bonds, Series 2023, 5.00% 2/15/2036	525	618
Chapel Hill Independent School Dist., School Building Bonds, Series 2023, 5.00% 2/15/2037	400	466
Chapel Hill Independent School Dist., School Building Bonds, Series 2023, 5.00% 2/15/2048	2,000	2,205
Clear Creek Independent School Dist., Unlimited Tax Rev. Ref. Bonds, Series 2016, 3.00% 2/15/2033	3,460	3,346
Clifton Higher Education Fin. Corp., Education Rev. and Rev. Ref. Bonds (Idea Public Schools), Series 2016-A, 5.00% 8/15/2046	2,000	2,048
Clifton Higher Education Fin. Corp., Education Rev. Bonds (Idea Public Schools), Series 2016-B, 5.00% 8/15/2024	260	262
Clifton Higher Education Fin. Corp., Education Rev. Bonds (Idea Public Schools), Series 2016-B, 5.00% 8/15/2028	405	419
Clifton Higher Education Fin. Corp., Education Rev. Bonds (Idea Public Schools), Series 2012, 5.00% 8/15/2032	4,445	4,450
Clifton Higher Education Fin. Corp., Education Rev. Bonds (Idea Public Schools), Series 2019, 4.00% 8/15/2033	2,125	2,215
Clifton Higher Education Fin. Corp., Education Rev. Bonds (Idea Public Schools), Series 2013, 6.00% 8/15/2033	250	251
Clifton Higher Education Fin. Corp., Education Rev. Bonds (Idea Public Schools), Series 2019, 4.00% 8/15/2034	2,300	2,389
Clifton Higher Education Fin. Corp., Education Rev. Bonds (Idea Public Schools), Series 2021-T, 4.00% 8/15/2041	1,400	1,408
Clifton Higher Education Fin. Corp., Education Rev. Bonds (Idea Public Schools), Series 2021-T, 4.00% 8/15/2042	1,400	1,404
Clifton Higher Education Fin. Corp., Education Rev. Bonds (Idea Public Schools), Series 2019, 4.00% 8/15/2044	5,000	4,964
Clifton Higher Education Fin. Corp., Education Rev. Bonds (Idea Public Schools), Series 2022-A, 4.00% 8/15/2047	5,455	4,817
Clifton Higher Education Fin. Corp., Education Rev. Bonds (Idea Public Schools), Series 2018, 5.00% 8/15/2048	6,470	6,764
Clifton Higher Education Fin. Corp., Education Rev. Bonds (Idea Public Schools), Series 2022-A, 4.00% 8/15/2051	3,100	2,658
Clifton Higher Education Fin. Corp., Education Rev. Bonds (International Leadership of Texas, Inc.), Series 2021, 5.00% 8/15/2028	500	542

The Tax-Exempt Bond Fund of America (continued)

Bonds, notes & other debt instruments (continued)	Principal amount (000)	Value (000)
Texas (continued)		
Clifton Higher Education Fin. Corp., Education Rev. Bonds (Uplift Education), Series 2015-A, 5.00% 12/1/2035	USD100	\$ 101
Clifton Higher Education Fin. Corp., Education Rev. Bonds (Uplift Education), Series 2014-A, 4.50% 12/1/2044	1,465	1,414
Clifton Higher Education Fin. Corp., Education Rev. Bonds (Uplift Education), Series 2014-A, 4.60% 12/1/2049	3,455	3,277
Clifton Higher Education Fin. Corp., Education Rev. Bonds (Yes Prep Public Schools, Inc.), Series 2020, 5.00% 4/1/2027	560	592
Conroe Independent School Dist., Unlimited Tax School Building and Rev. Ref. Bonds, Series 2016, 5.00% 2/15/2038	560	575
Corpus Christi Independent School Dist., Unlimited Tax School Building Bonds, Series 2022, 4.00% 8/15/2047	2,500	2,483
City of Corpus Christi, Utility System Rev. Improvement and Rev. Ref. Bonds, Series 2023, 5.25% 7/15/2041	1,905	2,179
Port of Corpus Christi Auth. of Nueces County, Rev. Bonds, Series 2018-A, 5.00% 12/1/2036	1,000	1,094
Port of Corpus Christi Auth. of Nueces County, Rev. Bonds, Series 2018-A, 5.00% 12/1/2037	1,945	2,111
Port of Corpus Christi Auth. of Nueces County, Rev. Bonds, Series 2018-A, 5.00% 12/1/2038	1,775	1,916
Port of Corpus Christi Auth. of Nueces County, Rev. Bonds, Series 2018-A, 5.00% 12/1/2043	9,240	9,822
Port of Corpus Christi Auth. of Nueces County, Rev. Bonds, Series 2018-A, 5.00% 12/1/2048	10,000	10,543
Cypress-Fairbanks Independent School Dist., Unlimited Tax School Building Bonds, Series 2022-A, 5.00% 2/15/2029	1,000	1,116
Cities of Dallas and Fort Worth, Dallas/Fort Worth International Airport, Joint Rev. Ref. Bonds, Series 2023-B, 5.00% 11/1/2025	1,250	1,294
Cities of Dallas and Fort Worth, Dallas/Fort Worth International Airport, Joint Rev. Ref. Bonds, Series 2021-A, 4.00% 11/1/2037	9,225	9,536
Cities of Dallas and Fort Worth, Dallas/Fort Worth International Airport, Joint Rev. Ref. Bonds, Series 2022-B, 5.00% 11/1/2037	2,000	2,313
Cities of Dallas and Fort Worth, Dallas/Fort Worth International Airport, Joint Rev. Ref. Bonds, Series 2022-B, 5.00% 11/1/2040	5,125	5,825
City of Dallas Housing Fin. Corp., Multi Family Housing Rev. Notes (Estates at Ferguson), Series 2023, 5.00% 7/1/2042 (put 7/1/2027)	1,690	1,762
City of Dallas, G.O. Rev. Ref. and Improvement Bonds, Series 2023-A, 5.00% 2/15/2026	4,000	4,172
City of Dallas, G.O. Rev. Ref. and Improvement Bonds, Series 2023-A, 5.00% 2/15/2027	5,765	6,175
City of Dallas, Hotel Occupancy Tax Rev. Ref. Bonds, Series 2021, 4.00% 8/15/2034	2,000	2,030
City of Dallas, Hotel Occupancy Tax Rev. Ref. Bonds, Series 2021, 4.00% 8/15/2036	1,000	1,009
City of Dallas, Hotel Occupancy Tax Rev. Ref. Bonds, Series 2021, 4.00% 8/15/2037	1,250	1,257
City of Dallas, Hotel Occupancy Tax Rev. Ref. Bonds, Series 2021, 4.00% 8/15/2038	1,000	1,003
City of Dallas, Special Tax Rev. Bonds (Kay Bailey Hutchison Convention Center Dallas Venue Project), Series 2023, 6.00% 8/15/2053 (put 8/15/2028) ²	9,505	9,635
City of Dallas, Waterworks and Sewer System Rev. Ref. Bonds, Series 2015-A, 5.00% 10/1/2025	8,065	8,326
City of Dallas, Waterworks and Sewer System Rev. Ref. Bonds, Series 2016-A, 5.00% 10/1/2029	2,000	2,107
City of Dallas, Waterworks and Sewer System Rev. Ref. Bonds, Series 2015-A, 4.00% 10/1/2033	5,500	5,547
City of Dallas, Waterworks and Sewer System Rev. Ref. Bonds, Series 2016-A, 5.00% 10/1/2036	5,400	5,609
City of Dallas, Waterworks and Sewer System Rev. Ref. Bonds, Series 2017, 5.00% 10/1/2042	8,700	9,187
City of Dallas, Waterworks and Sewer System Rev. Ref. Bonds, Series 2017, 5.00% 10/1/2046	7,250	7,608
Dallas Area Rapid Transit Sales Tax Rev. Improvement and Rev. Ref. Bonds, Series 2021-B, 4.00% 12/1/2051	10,000	9,783
Dallas Area Rapid Transit Sales Tax Rev. Ref. Bonds, Series 2014-A, 5.00% 12/1/2031	1,130	1,147
Dallas Area Rapid Transit Sales Tax Rev. Ref. Bonds, Series 2019, 5.00% 12/1/2034	2,500	2,816
Dallas Area Rapid Transit Sales Tax Rev. Ref. Bonds, Series 2016-A, 5.00% 12/1/2046 (preref. 12/1/2025)	3,000	3,114
Dallas Independent School Dist., Unlimited Tax Rev. Ref. Bonds, Series 2014-A, 5.00% 8/15/2034 (preref. 8/15/2024)	1,000	1,010
Dallas Independent School Dist., Unlimited Tax School Building and Rev. Ref. Bonds, Series 2024, 4.00% 2/15/2054	10,000	9,750
Dallas Independent School Dist., Unlimited Tax School Building Bonds, Series 2016-A, 4.00% 2/15/2030	750	753
Dallas Independent School Dist., Unlimited Tax School Building Bonds, Series 2020, 2.00% 2/15/2043	4,405	3,042
Dallas Independent School Dist., Unlimited Tax School Building Bonds, Series 2020, 2.00% 2/15/2044	1,000	673
Dallas Independent School Dist., Unlimited Tax School Building Bonds, Series 2020, 2.00% 2/15/2045	1,000	654
Del Mar College Dist., Limited Tax Bonds, Series 2020-A, 4.00% 8/15/2037	700	724
Del Mar College Dist., Limited Tax Bonds, Series 2020-B, 4.00% 8/15/2038	1,000	1,026
Del Mar College Dist., Limited Tax Bonds, Series 2020-A, 4.00% 8/15/2039	750	764
Del Mar College Dist., Limited Tax Bonds, Series 2020-A, 4.00% 8/15/2040	1,000	1,012
Del Mar College Dist., Limited Tax Bonds, Series 2020-A, 4.00% 8/15/2045	2,500	2,469
City of Denton, Certs. of Obligation, Series 2020, 2.00% 2/15/2034	1,400	1,188
City of Denton, Utility System Rev. Bonds, Series 2017, 5.00% 12/1/2029	3,500	3,662
City of Denton, Utility System Rev. Bonds, Series 2017, 5.00% 12/1/2033	14,180	14,776
City of Denton, Utility System Rev. Bonds, Series 2017, 5.00% 12/1/2035	6,775	7,025
City of Denton, Utility System Rev. Bonds, Series 2017, 5.00% 12/1/2036	7,500	7,750
Denton Independent School Dist., Unlimited Tax School Building Bonds, Series 2015-A, 5.00% 8/15/2045	1,000	1,032

The Tax-Exempt Bond Fund of America (continued)

Bonds, notes & other debt instruments (continued)	Principal amount (000)	Value (000)
Texas (continued)		
Denton Independent School Dist., Unlimited Tax School Building Bonds, Series 2023, 5.00% 8/15/2053	USD5,000	\$ 5,486
Dripping Springs Independent School Dist., School Building and Rev. Ref. Bonds, Series 2014, 4.00% 2/15/2032 (preref. 2/15/2024)	3,000	3,001
Duncanville Independent School Dist., Unlimited Tax School Building Bonds, Series 2015, 5.00% 2/15/2045 (preref. 2/15/2025)	5,390	5,493
City of El Paso, Combination Tax and Rev. Certs. of Obligation, Series 2021-A, 4.00% 8/15/2040	1,000	1,015
City of El Paso, Combination Tax and Rev. Certs. of Obligation, Series 2021-A, 4.00% 8/15/2041	1,000	1,010
City of El Paso, Combination Tax and Rev. Certs. of Obligation, Series 2021-A, 4.00% 8/15/2044	1,570	1,573
City of El Paso, Combination Tax and Rev. Certs. of Obligation, Series 2021-A, 4.00% 8/15/2047	1,750	1,720
City of El Paso, Water and Sewer Improvement and Rev. Ref. Bonds, Series 2023, 5.25% 3/1/2049	5,000	5,525
El Paso Independent School Dist., Unlimited Tax Rev. Ref. Bonds, Series 2020, 5.00% 8/15/2025	1,000	1,032
El Paso Independent School Dist., Unlimited Tax Rev. Ref. Bonds, Series 2015-A, 5.00% 8/15/2033 (preref. 8/15/2025)	4,000	4,118
Forney Independent School Dist., Unlimited Tax School Building Bonds, Series 2023, 5.00% 8/15/2048	2,260	2,468
Fort Bend County Industrial Dev. Corp., Industrial Dev. Rev. Bonds (NRG Energy, Inc. Project), Series 2012-A, 4.75% 5/1/2038	1,750	1,751
Fort Bend County Industrial Dev. Corp., Industrial Dev. Rev. Bonds (NRG Energy, Inc. Project), Series 2012-B, 4.75% 11/1/2042	8,340	8,342
Fort Bend Grand Parkway Toll Road Auth., Limited Contract Tax and Toll Road Rev. Ref. Bonds, Series 2021-A, 3.00% 3/1/2034	1,500	1,437
Fort Bend Independent School Dist., Unlimited Tax Rev. Ref. Bonds, Series 2018, 5.00% 8/15/2027	1,080	1,166
Fort Bend Independent School Dist., Unlimited Tax Rev. Ref. Bonds, Series 2021-B, 0.72% 8/1/2051 (put 8/1/2026)	3,135	2,934
Fort Bend Independent School Dist., Unlimited Tax School Building and Rev. Ref. Bonds, Series 2020-B, 0.875% 8/1/2050 (put 8/1/2025)	2,320	2,233
Fort Bend Independent School Dist., Unlimited Tax School Building Bonds, Series 2021-A, 4.00% 8/15/2032	750	801
Fort Bend Independent School Dist., Unlimited Tax School Building Bonds, Series 2021-A, 4.00% 8/15/2033	705	752
Fort Bend Independent School Dist., Unlimited Tax School Building Bonds, Series 2021-A, 4.00% 8/15/2034	1,000	1,065
Frisco Independent School Dist., Unlimited Tax School Building and Rev. Ref. Bonds, Series 2021, 4.00% 2/15/2035	1,040	1,101
G.O. Water Financial Assistance Rev. Ref. Bonds, Series 2021-B, 5.00% 8/1/2025	5,000	5,162
Galveston Public Fac. Corp., Multi Family Housing Rev. Bonds (The Orleanders at Broadway), Series 2021, 0.47% 8/1/2025 (put 8/1/2024)	1,875	1,835
City of Garland, Electric Utility System Rev. Ref. Bonds, Series 2021-A, 4.00% 3/1/2046	1,900	1,880
City of Garland, Electric Utility System Rev. Ref. Bonds, Series 2019, 4.00% 3/1/2049	1,200	1,163
City of Garland, Electric Utility System Rev. Ref. Bonds, Series 2021-A, 4.00% 3/1/2051	2,250	2,161
Garland Independent School Dist., Unlimited Tax School Building Bonds, Series 2023-A, 5.00% 2/15/2048	5,000	5,515
Georgetown Independent School Dist., Unlimited Tax School Building Bonds, Series 2022, 2.00% 8/15/2034	2,075	1,776
Grand Parkway Transportation Corp., Grand Parkway System Toll Rev. Ref. Bonds, Series 2020-C, 4.00% 10/1/2045	10,000	10,004
Grand Parkway Transportation Corp., Grand Parkway System Toll Rev. Ref. Bonds, Series 2020-C, 4.00% 10/1/2049	8,480	8,210
Harlandale Independent School Dist., Maintenance Tax Notes, Series 2021, BAM insured, 2.00% 8/15/2040 (put 8/15/2024)	1,520	1,509
Harlandale Independent School Dist., Unlimited Tax Rev. Ref. Bonds, Series 2020, 0.75% 8/15/2045 (put 8/15/2025)	1,000	962
County of Harris, Cultural Education Facs. Fin. Corp., Hospital Rev. Bonds (Memorial Hermann Health System), Series 2020, 5.00% 6/1/2024	1,250	1,257
County of Harris, Metropolitan Transit Auth., Sales and Use Tax Bonds, Series 2019-A, 5.00% 11/1/2037	3,170	3,477
County of Harris, Permanent Improvement Rev. Ref. Bonds, Series 2021-A, 4.00% 10/1/2036	1,380	1,449
County of Harris, Sports Auth., Rev. Ref. Bonds, Series 2014-A, Assured Guaranty Municipal insured, 5.00% 11/15/2028	1,500	1,516
County of Harris, Sports Auth., Rev. Ref. Bonds, Series 2014-A, Assured Guaranty Municipal insured, 5.00% 11/15/2053	1,350	1,352
County of Harris, Sports Auth., Rev. Ref. Bonds, Series 2020-A, Assured Guaranty Municipal insured, 3.125% 11/15/2056	1,000	766
County of Harris, Toll Road Rev. and Rev. Ref. Bonds, Series 2018-A, 5.00% 8/15/2031	5,000	5,463
County of Harris, Toll Road Rev. and Rev. Ref. Bonds, Series 2018-A, 5.00% 8/15/2032	4,640	5,068
County of Harris, Toll Road Rev. and Rev. Ref. Bonds, Series 2018-A, 5.00% 8/15/2033	2,000	2,183
County of Harris, Toll Road Rev. and Rev. Ref. Bonds, Series 2018-A, 5.00% 8/15/2043	3,000	3,161
County of Harris, Toll Road Rev. and Rev. Ref. Bonds, Series 2018-A, 4.00% 8/15/2048	7,500	7,362
County of Harris, Toll Road Rev. Ref. Bonds, Series 2016-A, 5.00% 8/15/2033	1,220	1,274
County of Harris, Toll Road Rev. Ref. Bonds, Series 2016-A, 5.00% 8/15/2041	2,000	2,053
County of Harris, Toll Road Rev. Ref. Bonds, Series 2021, 4.00% 8/15/2045	5,000	4,988
County of Harris, Toll Road Rev. Ref. Bonds, Series 2016-A, 5.00% 8/15/2047	7,300	7,476

The Tax-Exempt Bond Fund of America (continued)

Bonds, notes & other debt instruments (continued)	Principal amount (000)	Value (000)
Texas (continued)		
Harris County Cultural Education Facs. Fin. Corp., First Mortgage Rev. Bonds (Brazos Presbyterian Homes, Inc. Project), Series 2013-A, 5.00% 1/1/2033	USD1,225	\$ 1,167
Harris County Cultural Education Facs. Fin. Corp., First Mortgage Rev. Bonds (Brazos Presbyterian Homes, Inc. Project), Series 2016, 5.00% 1/1/2048	16,455	13,991
Harris County Cultural Education Facs. Fin. Corp., Hospital Rev. Bonds (Memorial Hermann Health System), Series 2014-A, 5.00% 12/1/2025	2,800	2,841
Harris County Cultural Education Facs. Fin. Corp., Hospital Rev. Bonds (Memorial Hermann Health System), Series 2019-A, 5.00% 12/1/2025	1,000	1,031
Harris County Cultural Education Facs. Fin. Corp., Hospital Rev. Bonds (Memorial Hermann Health System), Series 2019-A, 5.00% 12/1/2026	2,500	2,638
Harris County Cultural Education Facs. Fin. Corp., Hospital Rev. Bonds (Memorial Hermann Health System), Series 2014-A, 5.00% 12/1/2027	2,800	2,834
Harris County Cultural Education Facs. Fin. Corp., Hospital Rev. Bonds (Memorial Hermann Health System), Series 2020-C-3, 5.00% 6/1/2032 (put 12/1/2026)	500	523
Harris County Cultural Education Facs. Fin. Corp., Hospital Rev. Bonds (Memorial Hermann Health System), Series 2022-A, 4.125% 7/1/2052	5,000	4,775
Harris County Cultural Education Facs. Fin. Corp., Hospital Rev. Bonds (Texas Children's Hospital), Series 2015, 5.00% 10/1/2028	1,000	1,031
Harris County Cultural Education Facs. Fin. Corp., Hospital Rev. Bonds (Texas Children's Hospital), Series 2015, 5.00% 10/1/2032	1,000	1,032
Harris County Cultural Education Facs. Fin. Corp., Hospital Rev. Bonds (Texas Children's Hospital), Series 2019-A, 3.00% 10/1/2039	5,000	4,471
Harris County Cultural Education Facs. Fin. Corp., Hospital Rev. Bonds (Texas Children's Hospital), Series 2021-A, 4.00% 10/1/2041	1,000	990
Harris County Cultural Education Facs. Fin. Corp., Hospital Rev. Bonds (Texas Children's Hospital), Series 2019-B, 5.00% 10/1/2041 (put 10/1/2024)	9,610	9,700
Harris County Cultural Education Facs. Fin. Corp., Hospital Rev. Bonds (Texas Children's Hospital), Series 2021-A, 4.00% 10/1/2042	1,520	1,497
Harris County Cultural Education Facs. Fin. Corp., Hospital Rev. Bonds (Texas Children's Hospital), Series 2021-A, 3.00% 10/1/2051	26,885	20,161
Harris County Cultural Education Facs. Fin. Corp., Hospital Rev. Ref. Bonds (Memorial Hermann Health System), Series 2020-A, 4.30% 7/1/2040	7,575	7,714
Harris County Cultural Education Facs. Fin. Corp., Rev. Bonds (Texas Medical Center), Series 2020-A, 0.90% 5/15/2050 (put 5/15/2025)	2,140	2,055
Harris County Cultural Education Facs. Fin. Corp., Thermal Utility Rev. Ref. Bonds (TECO Project), Series 2017, 5.00% 11/15/2025	1,000	1,035
Harris County Cultural Education Facs. Fin. Corp., Thermal Utility Rev. Ref. Bonds (TECO Project), Series 2017, 5.00% 11/15/2027	3,100	3,307
Harris County Cultural Education Facs. Fin. Corp., Thermal Utility Rev. Ref. Bonds (TECO Project), Series 2017, 5.00% 11/15/2028	2,600	2,766
Harris County Cultural Education Facs. Fin. Corp., Thermal Utility Rev. Ref. Bonds (TECO Project), Series 2017, 5.00% 11/15/2030	1,820	1,934
Harris County Cultural Education Facs. Fin. Corp., Thermal Utility Rev. Ref. Bonds (TECO Project), Series 2017, 5.00% 11/15/2031	2,250	2,386
Harris County Cultural Education Facs. Fin. Corp., Thermal Utility Rev. Ref. Bonds (TECO Project), Series 2017, 4.00% 11/15/2035	12,045	12,234
Harris County Health Facs. Dev. Corp., Hospital Rev. Ref. Bonds (Houston Methodist Hospital), Series 2015, 5.00% 12/1/2045	7,005	7,089
Harris County Health Facs. Dev. Corp., Rev. Ref. Bonds (CHRISTUS Health), Series 2005-A-4, Assured Guaranty Municipal insured, 4.29% 7/1/2031 ¹	6,550	6,550
Hays Consolidated Independent School Dist., Unlimited Tax School Building Bonds, Series 2023, 5.00% 2/15/2048	7,690	8,394
County of Hidalgo, Drainage Dist. No. 1, Unlimited Tax Improvement Bonds, Series 2019, 5.00% 9/1/2032	1,900	2,029
Dept. of Housing and Community Affairs, Residential Mortgage Rev. Bonds, Series 2019-A, 4.75% 1/1/2049	3,990	4,026
Dept. of Housing and Community Affairs, Residential Mortgage Rev. Bonds, Series 2021-A, 3.00% 1/1/2052	7,575	7,308
Dept. of Housing and Community Affairs, Residential Mortgage Rev. Bonds, Series 2022-A, 3.50% 7/1/2052	11,070	10,842
Dept. of Housing and Community Affairs, Residential Mortgage Rev. Bonds, Series 2023-A, 5.50% 7/1/2053	11,680	12,529
Dept. of Housing and Community Affairs, Residential Mortgage Rev. Bonds, Series 2023-B, 6.00% 1/1/2054	16,660	18,410
Dept. of Housing and Community Affairs, Single Family Mortgage Rev. Bonds, Series 2017-A, 2.835% 9/1/2047	7,052	6,174
Dept. of Housing and Community Affairs, Single Family Mortgage Rev. Bonds, Series 2018-A, 4.75% 3/1/2049	2,205	2,225
Dept. of Housing and Community Affairs, Single Family Mortgage Rev. Bonds, Series 2019-A, 4.00% 3/1/2050	10,055	10,017
Dept. of Housing and Community Affairs, Single Family Mortgage Rev. Bonds, Series 2021-A, 3.00% 3/1/2052	9,950	9,590
Dept. of Housing and Community Affairs, Single Family Mortgage Rev. Bonds, Series 2022-A, 5.50% 9/1/2052	5,700	6,048

The Tax-Exempt Bond Fund of America (continued)

Bonds, notes & other debt instruments (continued)

	Principal amount (000)	Value (000)
Texas (continued)		
Dept. of Housing and Community Affairs, Single Family Mortgage Rev. Bonds, Series 2022-B, 6.00% 3/1/2053	USD1,275	\$ 1,392
Dept. of Housing and Community Affairs, Single Family Mortgage Rev. Bonds, Series 2023-C, 6.00% 3/1/2054	2,465	2,728
Housing Options, Inc., Multi Family Housing Rev. Bonds (Brooks Manor - The Oaks Project), Series 2021, 0.50% 8/1/2041 (put 3/1/2025)	1,905	1,815
City of Houston, Airport System Rev. and Rev. Ref. Bonds, Series 2018-B, 5.00% 7/1/2028	1,700	1,863
City of Houston, Airport System Rev. and Rev. Ref. Bonds, Series 2018-B, 5.00% 7/1/2029	2,400	2,626
City of Houston, Airport System Rev. and Rev. Ref. Bonds, Series 2018-B, 5.00% 7/1/2030	3,825	4,188
City of Houston, Airport System Rev. Ref. Bonds, Series 2018-D, 5.00% 7/1/2033	1,000	1,094
City of Houston, Airport System Rev. Ref. Bonds, Series 2018-D, 5.00% 7/1/2034	2,270	2,481
City of Houston, Airport System Rev. Ref. Bonds, Series 2018-D, 5.00% 7/1/2035	2,000	2,181
City of Houston, Airport System Rev. Ref. Bonds, Series 2018-D, 5.00% 7/1/2036	8,000	8,689
City of Houston, Airport System Rev. Ref. Bonds, Series 2018-D, 5.00% 7/1/2037	2,500	2,702
City of Houston, Airport System Rev. Ref. Bonds, Series 2018-D, 5.00% 7/1/2038	2,500	2,691
City of Houston, Airport System Rev. Ref. Bonds, Series 2023-B, Assured Guaranty Municipal insured, 4.25% 7/1/2053	4,000	4,053
City of Houston, Combined Utility System Rev. and Rev. Ref. Bonds, Series 2016-B, 4.00% 11/15/2031	8,750	8,955
City of Houston, Combined Utility System Rev. and Rev. Ref. Bonds, Series 2016-B, 5.00% 11/15/2034	34,565	36,076
City of Houston, Combined Utility System Rev. and Rev. Ref. Bonds, Series 2016-B, 5.00% 11/15/2035	12,500	13,005
City of Houston, Combined Utility System Rev. and Rev. Ref. Bonds, Series 2016-B, 5.00% 11/15/2036	5,700	5,907
City of Houston, Combined Utility System Rev. and Rev. Ref. Bonds, Series 2020-C, 4.00% 11/15/2049	1,030	1,021
City of Houston, Combined Utility System Rev. Ref. Bonds, Series 2018-D, 5.00% 11/15/2030	1,850	2,047
City of Houston, Combined Utility System Rev. Ref. Bonds, Series 2018-D, 5.00% 11/15/2032	2,000	2,205
City of Houston, Combined Utility System Rev. Ref. Bonds, Series 2020-A, 5.00% 11/15/2033	5,245	6,000
City of Houston, Combined Utility System Rev. Ref. Bonds, Series 2018-D, 5.00% 11/15/2035	3,900	4,279
City of Houston, Combined Utility System Rev. Ref. Bonds, Series 2015-A, 5.00% 11/15/2036	12,000	12,340
City of Houston, Combined Utility System Rev. Ref. Bonds, Series 2018-D, 5.00% 11/15/2036	5,420	5,920
City of Houston, Combined Utility System Rev. Ref. Bonds, Series 2018-D, 5.00% 11/15/2038	10,000	10,820
City of Houston, Combined Utility System Rev. Ref. Bonds, Series 2014-D, 5.00% 11/15/2039	3,000	3,026
City of Houston, Combined Utility System Rev. Ref. Bonds, Series 2018-D, 5.00% 11/15/2039	3,475	3,756
City of Houston, Convention and Entertainment Facs. Dept., Hotel Occupancy Tax and Special Rev. Ref. Bonds, Series 2021, 4.00% 9/1/2024	55	55
City of Houston, Convention and Entertainment Facs. Dept., Hotel Occupancy Tax and Special Rev. Ref. Bonds, Series 2021, 4.00% 9/1/2025	45	46
City of Houston, Convention and Entertainment Facs. Dept., Hotel Occupancy Tax and Special Rev. Ref. Bonds, Series 2021, 4.00% 9/1/2026	80	82
City of Houston, Convention and Entertainment Facs. Dept., Hotel Occupancy Tax and Special Rev. Ref. Bonds, Series 2021, 4.00% 9/1/2027	235	243
City of Houston, Convention and Entertainment Facs. Dept., Hotel Occupancy Tax and Special Rev. Ref. Bonds, Series 2021, 4.00% 9/1/2028	115	120
City of Houston, Convention and Entertainment Facs. Dept., Hotel Occupancy Tax and Special Rev. Ref. Bonds, Series 2021, 4.00% 9/1/2029	160	168
City of Houston, Convention and Entertainment Facs. Dept., Hotel Occupancy Tax and Special Rev. Ref. Bonds, Series 2021, 4.00% 9/1/2030	165	174
City of Houston, Convention and Entertainment Facs. Dept., Hotel Occupancy Tax and Special Rev. Ref. Bonds, Series 2021, 4.00% 9/1/2031	265	281
City of Houston, Downtown Redev. Auth., Tax Increment Contract Rev. Ref. Bonds, Series 2015, BAM insured, 5.00% 9/1/2028	3,060	3,172
City of Houston, Downtown Redev. Auth., Tax Increment Contract Rev. Ref. Bonds, Series 2015, BAM insured, 5.00% 9/1/2029	1,000	1,036
City of Houston, Downtown Redev. Auth., Tax Increment Contract Rev. Ref. Bonds, Series 2015, BAM insured, 5.00% 9/1/2030	1,000	1,036
City of Houston, Downtown Redev. Auth., Tax Increment Contract Rev. Ref. Bonds, Series 2015, BAM insured, 5.00% 9/1/2031	1,555	1,611
City of Houston, Downtown Redev. Auth., Tax Increment Contract Rev. Ref. Bonds, Series 2015, BAM insured, 5.00% 9/1/2032	1,000	1,036
City of Houston, Public Improvement and Rev. Ref. Bonds, Series 2023-A, 5.25% 3/1/2040	750	862
City of Houston, Public Improvement and Rev. Ref. Bonds, Series 2023-A, 5.25% 3/1/2042	1,750	1,993
City of Houston, Public Improvement and Rev. Ref. Bonds, Series 2023-A, 5.25% 3/1/2043	2,500	2,834
City of Houston, Water and Sewer System Rev. Bonds, Capital Appreciation Bonds, Series 1998-A, Assured Guaranty Municipal insured, 0% 12/1/2028	16,525	14,160
Houston Independent School Dist., Limited Tax Schoolhouse Bonds, Series 2017, 5.00% 2/15/2034	2,000	2,131
Houston Independent School Dist., Limited Tax Schoolhouse Bonds, Series 2014-A-2, 3.50% 6/1/2039 (put 6/1/2025)	3,000	3,012

The Tax-Exempt Bond Fund of America (continued)

Bonds, notes & other debt instruments (continued)

	Principal amount (000)	Value (000)
Texas (continued)		
Houston Independent School Dist., Limited Tax Schoolhouse Rev. Ref. Bonds, Series 2017, 5.00% 2/15/2042	USD2,110	\$ 2,205
Humble Independent School Dist., Unlimited Tax Rev. Ref. Bonds, Series 2016-B, 5.00% 2/15/2027	3,500	3,643
City of Irving, Hotel Occupancy Tax Rev. Ref. Bonds, Series 2019, 5.00% 8/15/2031	125	131
City of Irving, Hotel Occupancy Tax Rev. Ref. Bonds, Series 2019, 5.00% 8/15/2032	300	315
City of Irving, Hotel Occupancy Tax Rev. Ref. Bonds, Series 2019, 5.00% 8/15/2034	300	316
City of Irving, Hotel Occupancy Tax Rev. Ref. Bonds, Series 2019, 5.00% 8/15/2043	1,750	1,778
Irving Independent School Dist., Unlimited Tax School Building Bonds, Series 2023, 5.00% 2/15/2036	840	984
Irving Independent School Dist., Unlimited Tax School Building Bonds, Series 2023, 5.00% 2/15/2037	3,275	3,801
Irving Independent School Dist., Unlimited Tax School Building Bonds, Series 2023, 5.00% 2/15/2042	3,000	3,371
Irving Independent School Dist., Unlimited Tax School Building Bonds, Series 2023, 5.00% 2/15/2043	3,000	3,349
County of Kaufman, Limited Tax Bonds, Series 2020-A, 4.00% 2/15/2033	345	363
County of Kaufman, Limited Tax Bonds, Series 2020-A, 4.00% 2/15/2034	360	378
County of Kaufman, Limited Tax Bonds, Series 2020-A, 4.00% 2/15/2035	375	393
County of Kaufman, Limited Tax Bonds, Series 2020-A, 4.00% 2/15/2036	780	813
County of Kaufman, Limited Tax Bonds, Series 2020-A, 4.00% 2/15/2037	810	839
County of Kaufman, Limited Tax Bonds, Series 2020-A, 4.00% 2/15/2038	845	866
County of Kaufman, Limited Tax Bonds, Series 2020-A, 4.00% 2/15/2039	880	898
County of Kaufman, Limited Tax Bonds, Series 2020-A, 4.00% 2/15/2040	615	624
County of Kaufman, Unlimited Tax Road Bonds, Series 2020, 4.00% 2/15/2033	310	327
County of Kaufman, Unlimited Tax Road Bonds, Series 2020, 4.00% 2/15/2034	500	526
County of Kaufman, Unlimited Tax Road Bonds, Series 2020, 4.00% 2/15/2035	300	314
County of Kaufman, Unlimited Tax Road Bonds, Series 2020, 4.00% 2/15/2036	440	459
County of Kaufman, Unlimited Tax Road Bonds, Series 2020, 4.00% 2/15/2037	655	679
County of Kaufman, Unlimited Tax Road Bonds, Series 2020, 4.00% 2/15/2038	610	625
County of Kaufman, Unlimited Tax Road Bonds, Series 2020, 4.00% 2/15/2039	895	913
County of Kaufman, Unlimited Tax Road Bonds, Series 2020, 4.00% 2/15/2040	750	761
County of Kaufman, Unlimited Tax Road Bonds, Series 2020, 4.00% 2/15/2045	1,500	1,502
City of Kerrville Health Facs. Dev. Corp., Hospital Rev. Bonds (Peterson Regional Medical Center Project), Series 2015, 5.00% 8/15/2030	1,000	1,018
City of Kerrville Health Facs. Dev. Corp., Hospital Rev. Bonds (Peterson Regional Medical Center Project), Series 2015, 5.00% 8/15/2035	3,080	3,128
Lamar Consolidated Independent School Dist., Unlimited Tax Schoolhouse Bonds, Series 2023, 5.00% 2/15/2039	3,000	3,365
Lamar Consolidated Independent School Dist., Unlimited Tax Schoolhouse Bonds, Series 2023, 5.00% 2/15/2040	3,000	3,344
Lamar Consolidated Independent School Dist., Unlimited Tax Schoolhouse Bonds, Series 2023-A, 4.00% 2/15/2048	5,000	4,974
Laredo Unified School Dist., Unlimited Tax School Building Bonds, Series 2018, 5.00% 8/1/2036	1,205	1,288
Lazy Nine Municipal Utility Dist. No. 1A, Unlimited Tax Bonds, Series 2023, 5.00% 9/1/2030	1,650	1,725
Lazy Nine Municipal Utility Dist. No. 1A, Unlimited Tax Bonds, Series 2023, 5.125% 9/1/2033	1,050	1,121
Lazy Nine Municipal Utility Dist. No. 1A, Unlimited Tax Bonds, Series 2023, 5.25% 9/1/2036	1,235	1,322
Lazy Nine Municipal Utility Dist. No. 1A, Unlimited Tax Bonds, Series 2023, 5.50% 9/1/2039	1,445	1,542
Lazy Nine Municipal Utility Dist. No. 1A, Unlimited Tax Bonds, Series 2023, 5.625% 9/1/2042	1,195	1,274
Lazy Nine Municipal Utility Dist. No. 1A, Unlimited Tax Bonds, Series 2023, 5.625% 9/1/2045	1,995	2,103
Lazy Nine Municipal Utility Dist. No. 1A, Unlimited Tax Bonds, Series 2023, 5.625% 9/1/2049	3,205	3,331
Leander Independent School Dist., Unlimited Tax School Building Bonds, Series 2023, 5.00% 2/15/2048	15,000	16,518
Leander Independent School Dist., Unlimited Tax School Building Bonds, Capital Appreciation Bonds, Series 2014-C, 0% 8/15/2037 (preref. 8/15/2024)	1,175	591
Leander Independent School Dist., Unlimited Tax School Building Bonds, Capital Appreciation Bonds, Series 2014-C, 0% 8/15/2042 (preref. 8/15/2024)	1,000	379
Leander Independent School Dist., Unlimited Tax School Building Bonds, Capital Appreciation Bonds, Series 2014-C, 0% 8/15/2043 (preref. 8/15/2024)	14,860	5,332
Lewisville Independent School Dist., Unlimited Tax School Building and Rev. Ref. Bonds, Series 2020, 4.00% 8/15/2036	3,000	3,107
Lone Star College System, Limited Tax G.O. Bonds, Series 2017-A, 5.00% 8/15/2032	1,000	1,067
Los Fresnos Consolidated Independent School Dist., Unlimited Tax School Buildings Bonds, Series 2021, 4.00% 8/15/2046	1,000	1,002
Los Fresnos Consolidated Independent School Dist., Unlimited Tax School Buildings Bonds, Series 2021, 4.00% 8/15/2051	1,000	991
Lower Colorado River Auth., Rev. Ref. Bonds, Series 2015-D, 5.00% 5/15/2029	2,150	2,192
Lower Colorado River Auth., Rev. Ref. Bonds, Series 2015-D, 5.00% 5/15/2031	3,000	3,057
Lower Colorado River Auth., Rev. Ref. Bonds, Series 2020, 5.00% 5/15/2036	2,000	2,229
Lower Colorado River Auth., Rev. Ref. Bonds, Series 2020, 5.00% 5/15/2037	2,000	2,217
Lower Colorado River Auth., Rev. Ref. Bonds, Series 2020, 5.00% 5/15/2038	2,000	2,203
Lower Colorado River Auth., Rev. Ref. Bonds, Series 2023-B, 5.00% 5/15/2039 (put 5/15/2028)	13,000	13,831

The Tax-Exempt Bond Fund of America (continued)

Bonds, notes & other debt instruments (continued)	Principal amount (000)	Value (000)
Texas (continued)		
Lower Colorado River Auth., Rev. Ref. Bonds, Series 2020, 5.00% 5/15/2040	USD4,415	\$4,809
Lower Colorado River Auth., Transmission Contract Rev. Ref. Bonds (LCRA Transmission Services Corp. Project), Series 2015, 5.00% 5/15/2024	880	884
Lower Colorado River Auth., Transmission Contract Rev. Ref. Bonds (LCRA Transmission Services Corp. Project), Series 2018, 5.00% 5/15/2025	750	754
Lower Colorado River Auth., Transmission Contract Rev. Ref. Bonds (LCRA Transmission Services Corp. Project), Series 2016, 5.00% 5/15/2027	1,000	1,041
Lower Colorado River Auth., Transmission Contract Rev. Ref. Bonds (LCRA Transmission Services Corp. Project), Series 2016, 5.00% 5/15/2029	1,525	1,591
Lower Colorado River Auth., Transmission Contract Rev. Ref. Bonds (LCRA Transmission Services Corp. Project), Series 2019, 5.00% 5/15/2030	2,500	2,782
Lower Colorado River Auth., Transmission Contract Rev. Ref. Bonds (LCRA Transmission Services Corp. Project), Series 2020, 5.00% 5/15/2031	1,000	1,113
Lower Colorado River Auth., Transmission Contract Rev. Ref. Bonds (LCRA Transmission Services Corp. Project), Series 2018, 5.00% 5/15/2032	3,700	4,036
Lower Colorado River Auth., Transmission Contract Rev. Ref. Bonds (LCRA Transmission Services Corp. Project), Series 2018, 5.00% 5/15/2033	1,250	1,362
Lower Colorado River Auth., Transmission Contract Rev. Ref. Bonds (LCRA Transmission Services Corp. Project), Series 2016, 4.00% 5/15/2034	1,300	1,321
Lower Colorado River Auth., Transmission Contract Rev. Ref. Bonds (LCRA Transmission Services Corp. Project), Series 2018, 5.00% 5/15/2034	1,240	1,349
Lower Colorado River Auth., Transmission Contract Rev. Ref. Bonds (LCRA Transmission Services Corp. Project), Series 2020, 5.00% 5/15/2034	1,500	1,660
Lower Colorado River Auth., Transmission Contract Rev. Ref. Bonds (LCRA Transmission Services Corp. Project), Series 2016, 4.00% 5/15/2035	850	862
Lower Colorado River Auth., Transmission Contract Rev. Ref. Bonds (LCRA Transmission Services Corp. Project), Series 2020-A, 5.00% 5/15/2036	1,000	1,115
Lower Colorado River Auth., Transmission Contract Rev. Ref. Bonds (LCRA Transmission Services Corp. Project), Series 2020-A, 5.00% 5/15/2037	1,000	1,108
Lower Colorado River Auth., Transmission Contract Rev. Ref. Bonds (LCRA Transmission Services Corp. Project), Series 2019, 5.00% 5/15/2038	1,000	1,050
Lower Colorado River Auth., Transmission Contract Rev. Ref. Bonds (LCRA Transmission Services Corp. Project), Series 2020-A, 5.00% 5/15/2038	1,585	1,746
Lower Colorado River Auth., Transmission Contract Rev. Ref. Bonds (LCRA Transmission Services Corp. Project), Series 2019, 5.00% 5/15/2039	1,000	1,047
Lower Colorado River Auth., Transmission Contract Rev. Ref. Bonds (LCRA Transmission Services Corp. Project), Series 2020-A, 5.00% 5/15/2039	1,565	1,715
Lower Colorado River Auth., Transmission Contract Rev. Ref. Bonds (LCRA Transmission Services Corp. Project), Series 2015, 5.00% 5/15/2040	1,500	1,527
Lower Colorado River Auth., Transmission Contract Rev. Ref. Bonds (LCRA Transmission Services Corp. Project), Series 2020, 5.00% 5/15/2040	810	872
Lower Colorado River Auth., Transmission Contract Rev. Ref. Bonds (LCRA Transmission Services Corp. Project), Series 2020-A, 5.00% 5/15/2040	2,000	2,179
Lower Colorado River Auth., Transmission Contract Rev. Ref. Bonds (LCRA Transmission Services Corp. Project), Series 2015, 5.00% 5/15/2045	5,000	5,087
Lower Colorado River Auth., Transmission Contract Rev. Ref. Bonds (LCRA Transmission Services Corp. Project), Series 2020-A, 5.00% 5/15/2045	2,015	2,161
Lower Colorado River Auth., Transmission Contract Rev. Ref. Bonds (LCRA Transmission Services Corp. Project), Series 2016, 5.00% 5/15/2046	4,000	4,103
Lower Colorado River Auth., Transmission Contract Rev. Ref. Bonds (LCRA Transmission Services Corp. Project), Series 2019-A, 4.00% 5/15/2049	5,000	4,820
Lower Colorado River Auth., Transmission Contract Rev. Ref. Bonds (LCRA Transmission Services Corp. Project), Series 2020-A, 5.00% 5/15/2050	2,500	2,652
Mansfield Independent School Dist., Unlimited Tax Rev. Ref. Bonds, Series 2015, 5.00% 2/15/2028 (preref. 2/15/2025)	1,275	1,301
Mansfield Independent School Dist., Unlimited Tax School Building Bonds, Series 2012, 3.00% 8/1/2036	3,850	3,666
Mansfield Independent School Dist., Unlimited Tax School Building Bonds, Series 2012, 3.00% 8/1/2037	2,920	2,723
Mansfield Independent School Dist., Unlimited Tax School Building Bonds, Series 2019-A, 5.00% 2/15/2039	3,955	4,161
County of Matagorda, Navigation Dist. No. 1, Pollution Control Rev. Ref. Bonds (AEP Texas Central Co. Project), Series 2005-A, AMBAC insured, 4.40% 5/1/2030	3,450	3,523
County of Matagorda, Navigation Dist. No. 1, Pollution Control Rev. Ref. Bonds (Central Power and Light Co. Project), Series 2001-A, 2.60% 11/1/2029	1,675	1,530
Medina Valley Independent School Dist., Unlimited Tax School Building Bonds, Series 2023, 5.00% 2/15/2044	3,680	4,099

The Tax-Exempt Bond Fund of America (continued)

Bonds, notes & other debt instruments (continued)

	Principal amount (000)	Value (000)
Texas (continued)		
Medina Valley Independent School Dist., Unlimited Tax School Building Bonds, Series 2021, 0.82% 2/15/2051 (put 2/15/2026)	USD2,505	\$ 2,349
Medina Valley Independent School Dist., Unlimited Tax School Building Bonds, Series 2023, 4.00% 2/15/2053	3,000	2,915
County of Montgomery, Municipal Utility Dist. No. 110, Unlimited Tax Road Bonds, Series 2023, 5.125% 4/1/2039	1,425	1,462
County of Montgomery, Municipal Utility Dist. No. 110, Unlimited Tax Road Bonds, Series 2023, 5.375% 4/1/2045	1,430	1,460
County of Montgomery, Municipal Utility Dist. No. 110, Unlimited Tax Road Bonds, Series 2023, 5.375% 4/1/2050	1,610	1,633
Montgomery Independent School Dist., Unlimited Tax School Building Bonds, Series 2023, 4.00% 2/15/2048	5,005	5,007
Municipal Gas Acquisition and Supply Corp. I, Gas Supply Rev. Bonds, Series 2008-D, 6.25% 12/15/2026	1,985	2,067
Municipal Gas Acquisition and Supply Corp. II, Gas Supply Rev. Bonds, Series 2007-A, (3-month USD CME Term SOFR x 0.66 + 0.86%) 4.491% 9/15/2027 ¹	45,570	44,738
Municipal Gas Acquisition and Supply Corp. II, Gas Supply Rev. Bonds, Series 2007-A, (3-month USD CME Term SOFR x 0.67 + 1.045%) 4.725% 9/15/2027 ¹	20,540	20,224
Municipal Gas Acquisition and Supply Corp. II, Gas Supply Rev. Bonds, Series 2007-B, (SIFMA Municipal Swap Index + 0.55%) 5.10% 9/15/2027 ¹	6,395	6,292
Municipal Gas Acquisition and Supply Corp. III, Gas Supply Rev. Ref. Bonds, Series 2021, 5.00% 12/15/2027	7,270	7,544
Municipal Gas Acquisition and Supply Corp. III, Gas Supply Rev. Ref. Bonds, Series 2021, 5.00% 12/15/2029	6,000	6,328
Municipal Gas Acquisition and Supply Corp. III, Gas Supply Rev. Ref. Bonds, Series 2021, 5.00% 12/15/2030	9,500	10,061
Municipal Gas Acquisition and Supply Corp. III, Gas Supply Rev. Ref. Bonds, Series 2021, 5.00% 12/15/2031	12,010	12,791
Municipal Gas Acquisition and Supply Corp. III, Gas Supply Rev. Ref. Bonds, Series 2021, 5.00% 12/15/2032	10,535	11,283
Municipal Gas Acquisition and Supply Corp. IV, Gas Supply Rev. Bonds, Series 2023-A, 5.50% 1/1/2054 (put 1/1/2030)	31,460	33,836
Municipal Gas Acquisition and Supply Corp. IV, Gas Supply Rev. Bonds, Series 2023-B, 5.50% 1/1/2054 (put 1/1/2034)	50,615	56,662
Municipal Power Agcy., Transmission System Rev. Ref. Bonds, Series 2021, Assured Guaranty Municipal insured, 3.00% 9/1/2030	1,000	980
Municipal Power Agcy., Transmission System Rev. Ref. Bonds, Series 2021, Assured Guaranty Municipal insured, 3.00% 9/1/2032	1,565	1,525
Municipal Power Agcy., Transmission System Rev. Ref. Bonds, Series 2021, Assured Guaranty Municipal insured, 3.00% 9/1/2034	1,250	1,202
Municipal Power Agcy., Transmission System Rev. Ref. Bonds, Series 2021, Assured Guaranty Municipal insured, 3.00% 9/1/2038	1,000	886
Municipal Power Agcy., Transmission System Rev. Ref. Bonds, Series 2021, Assured Guaranty Municipal insured, 3.00% 9/1/2046	1,000	770
Nacogdoches Independent School Dist., Unlimited Tax School Building Bonds, Series 2019, 5.00% 2/15/2049	2,610	2,731
New Caney Independent School Dist., Unlimited Tax School Building Bonds, Series 2023, 5.00% 2/15/2036	750	886
New Caney Independent School Dist., Unlimited Tax School Building Bonds, Series 2023, 5.00% 2/15/2048	5,000	5,530
New Hope Cultural Education Facs. Fin. Corp., Education Rev. and Rev. Ref. Bonds (Junilee Academic Center), Series 2021, 4.00% 8/15/2036 ²	1,000	922
New Hope Cultural Education Facs. Fin. Corp., Education Rev. and Rev. Ref. Bonds (Junilee Academic Center), Series 2021, 4.00% 8/15/2041 ²	1,245	1,063
New Hope Cultural Education Facs. Fin. Corp., Education Rev. and Rev. Ref. Bonds (Junilee Academic Center), Series 2021, 4.00% 8/15/2046 ²	1,430	1,161
New Hope Cultural Education Facs. Fin. Corp., Education Rev. and Rev. Ref. Bonds (Junilee Academic Center), Series 2021, 4.00% 8/15/2051 ²	1,025	800
New Hope Cultural Education Facs. Fin. Corp., Education Rev. and Rev. Ref. Bonds (Junilee Academic Center), Series 2021, 4.00% 8/15/2056 ²	2,490	1,890
New Hope Cultural Education Facs. Fin. Corp., Hospital Rev. Bonds (Children's Health System of Texas Project), Series 2017-A, 4.00% 8/15/2033	6,000	6,127
New Hope Cultural Education Facs. Fin. Corp., Hospital Rev. Bonds (Children's Health System of Texas Project), Series 2017-A, 5.00% 8/15/2047	4,000	4,116
New Hope Cultural Education Facs. Fin. Corp., Retirement Fac. Rev. Bonds (MRC Crestview Project), Series 2016, 5.00% 11/15/2036 (preref. 11/15/2024)	350	361
New Hope Cultural Education Facs. Fin. Corp., Retirement Fac. Rev. Bonds (MRC Crestview Project), Series 2016, 5.00% 11/15/2046 (preref. 11/15/2024)	200	206
New Hope Cultural Education Facs. Fin. Corp., Retirement Fac. Rev. Bonds (Wesleyan Homes, Inc. Project), Series 2014, 5.50% 1/1/2043	1,000	859
New Hope Cultural Education Facs. Fin. Corp., Retirement Fac. Rev. Bonds (Wesleyan Homes, Inc. Project), Series 2014, 5.50% 1/1/2049	1,550	1,264
New Hope Cultural Education Facs. Fin. Corp., Retirement Fac. Rev. Bonds (Westminster Project), Series 2016, 5.00% 11/1/2026	1,000	1,017
New Hope Cultural Education Facs. Fin. Corp., Retirement Fac. Rev. Bonds (Westminster Project), Series 2016, 5.00% 11/1/2031	1,615	1,648

The Tax-Exempt Bond Fund of America (continued)

Bonds, notes & other debt instruments (continued)	Principal amount (000)	Value (000)
Texas (continued)		
New Hope Cultural Education Facs. Fin. Corp., Retirement Fac. Rev. Bonds (Westminster Project), Series 2016, 4.00% 11/1/2036	USD1,095	\$ 1,069
New Hope Cultural Education Facs. Fin. Corp., Retirement Fac. Rev. Bonds (Westminster Project), Series 2016, 5.00% 11/1/2040	4,300	4,308
New Hope Cultural Education Facs. Fin. Corp., Retirement Fac. Rev. Bonds (Westminster Project), Series 2021, 4.00% 11/1/2049	3,400	2,955
New Hope Cultural Education Facs. Fin. Corp., Retirement Fac. Rev. Bonds (Westminster Project), Series 2021, 4.00% 11/1/2055	8,825	7,427
New Hope Cultural Education Facs. Fin. Corp., Student Housing Rev. Bonds (CHF-Collegiate Housing Island Campus, LLC - Texas A&M University-Corpus Christi Island Campus Project), Series 2017-A, 5.00% 4/1/2037 (preref. 4/1/2027)	1,500	1,598
New Hope Cultural Education Facs. Fin. Corp., Student Housing Rev. Bonds (CHF-Collegiate Housing Island Campus, LLC - Texas A&M University-Corpus Christi Island Campus Project), Series 2017-A, 5.00% 4/1/2042 (preref. 4/1/2027)	875	932
New Hope Cultural Education Facs. Fin. Corp., Student Housing Rev. Bonds (CHF-Collegiate Housing Stephenville II, LLC - Tarleton State University Project), Series 2014-A, 5.00% 4/1/2046	1,500	1,504
Newark Higher Education Fin. Corp., Education Rev. and Rev. Ref. Bonds (Austin Achieve Public School, Inc.), Series 2022, 4.00% 6/15/2052	2,000	1,904
Newark Higher Education Fin. Corp., Rev. Improvement and Rev. Ref. Bonds (Abilene Christian University Project), Series 2022-A, 4.00% 4/1/2057	30,270	26,954
North Central Texas Housing Fin. Corp., Multi Family Housing Rev. Bonds (Bluebonnet Ridge Apartments), Series 2021, 0.375% 8/1/2040 (put 8/1/2024)	995	973
North East Independent School Dist., Unlimited Tax Rev. Ref. Bonds, Series 2015, 5.00% 8/1/2025	2,680	2,758
North East Independent School Dist., Unlimited Tax Rev. Ref. Bonds, Series 2007, 5.25% 2/1/2032	4,300	5,122
North Fort Bend Water Auth., Water System Rev. and Rev. Ref. Bonds, Series 2021, BAM insured, 4.00% 12/15/2033	1,125	1,209
North Fort Bend Water Auth., Water System Rev. and Rev. Ref. Bonds, Series 2021, BAM insured, 4.00% 12/15/2034	910	973
North Fort Bend Water Auth., Water System Rev. and Rev. Ref. Bonds, Series 2019-A, 4.00% 12/15/2044	2,500	2,463
North Fort Bend Water Auth., Water System Rev. and Rev. Ref. Bonds, Series 2021, BAM insured, 4.00% 12/15/2051	10,570	10,322
North Fort Bend Water Auth., Water System Rev. and Rev. Ref. Bonds, Series 2019-A, 4.00% 12/15/2058	2,775	2,608
North Fort Bend Water Auth., Water System Rev. and Rev. Ref. Bonds, Series 2021, BAM insured, 4.00% 12/15/2060	25,000	23,812
North Harris County Regional Water Auth., Rev. and Rev. Ref. Bonds, Series 2016, 5.00% 12/15/2031	2,100	2,213
North Harris County Regional Water Auth., Rev. and Rev. Ref. Bonds, Series 2016, 5.00% 12/15/2033	2,200	2,311
North Harris County Regional Water Auth., Rev. and Rev. Ref. Bonds, Series 2016, 5.00% 12/15/2034	1,250	1,310
North Harris County Regional Water Auth., Rev. and Rev. Ref. Bonds, Series 2016, 4.00% 12/15/2041	15,790	15,845
North Texas Municipal Water Dist., Water System Rev. Ref. and Improvement Bonds, Series 2021, 3.00% 9/1/2039	1,245	1,101
North Texas Municipal Water Dist., Water System Rev. Ref. and Improvement Bonds, Series 2021, 3.00% 9/1/2040	1,265	1,100
North Texas Tollway Auth., System Rev. and Rev. Ref. Bonds, Series 2017-A, 5.00% 1/1/2033	1,440	1,527
North Texas Tollway Auth., System Rev. and Rev. Ref. Bonds, Series 2017-A, 5.00% 1/1/2034	2,000	2,118
North Texas Tollway Auth., System Rev. and Rev. Ref. Bonds, Series 2021-B, 4.00% 1/1/2035	1,200	1,253
North Texas Tollway Auth., System Rev. and Rev. Ref. Bonds, Series 2017-A, 5.00% 1/1/2035	2,245	2,371
North Texas Tollway Auth., System Rev. and Rev. Ref. Bonds, Series 2017-A, 5.00% 1/1/2036	2,500	2,632
North Texas Tollway Auth., System Rev. and Rev. Ref. Bonds, Series 2017-A, 5.00% 1/1/2037	3,000	3,148
North Texas Tollway Auth., System Rev. and Rev. Ref. Bonds, Series 2017-A, 5.00% 1/1/2038	10,000	10,712
North Texas Tollway Auth., System Rev. and Rev. Ref. Bonds, Series 2022-A, 4.125% 1/1/2040	3,215	3,296
North Texas Tollway Auth., System Rev. and Rev. Ref. Bonds, Series 2017-A, 5.00% 1/1/2043	34,970	36,784
North Texas Tollway Auth., System Rev. and Rev. Ref. Bonds, Series 2017-B, 5.00% 1/1/2048	9,500	9,785
North Texas Tollway Auth., System Rev. and Rev. Ref. Second Tier Bonds, Series 2021-B, 4.00% 1/1/2038	2,500	2,560
North Texas Tollway Auth., System Rev. and Rev. Ref. Second Tier Bonds, Series 2021-B, 4.00% 1/1/2039	2,500	2,548
North Texas Tollway Auth., System Rev. and Rev. Ref. Second Tier Bonds, Series 2021-B, 4.00% 1/1/2040	2,000	2,027
North Texas Tollway Auth., System Rev. and Rev. Ref. Second Tier Bonds, Series 2021-B, 4.00% 1/1/2041	2,000	2,018
North Texas Tollway Auth., System Rev. Ref. Bonds, Series 2023-B, 5.00% 1/1/2031	3,750	4,296
North Texas Tollway Auth., System Rev. Ref. Bonds, Series 2015-A, 5.00% 1/1/2034	4,500	4,564
North Texas Tollway Auth., System Rev. Ref. Bonds, Series 2015-A, 5.00% 1/1/2035	4,000	4,054
North Texas Tollway Auth., System Rev. Ref. Bonds, Series 2016-A, 5.00% 1/1/2036	1,000	1,033
North Texas Tollway Auth., System Rev. Ref. Bonds, Series 2015-A, 5.00% 1/1/2038	1,500	1,516
North Texas Tollway Auth., System Rev. Ref. Bonds, Series 2016-A, 5.00% 1/1/2039	8,905	9,163
North Texas Tollway Auth., System Rev. Ref. First Tier Bonds, Series 2020-A, 3.00% 1/1/2037	18,005	16,526
North Texas Tollway Auth., System Rev. Ref. Second Tier Bonds, Series 2022-B, 5.00% 1/1/2025	2,000	2,034

The Tax-Exempt Bond Fund of America (continued)

Bonds, notes & other debt instruments (continued)

	Principal amount (000)	Value (000)
Texas (continued)		
Northside Independent School Dist., Unlimited Tax School Building Bonds, Series 2020, 0.70% 6/1/2050 (put 6/1/2025)	USD5,250	\$ 5,081
Northwest Independent School Dist., Unlimited Tax School Building Bonds, Series 2023, 5.00% 2/15/2036	2,000	2,324
Northwest Independent School Dist., Unlimited Tax School Building Bonds, Series 2023, 5.00% 2/15/2048	13,000	14,200
County of Nueces, Limited Tax Rev. Ref. Bonds, Series 2019, 4.00% 2/15/2034	1,250	1,306
County of Nueces, Limited Tax Rev. Ref. Bonds, Series 2019, 4.00% 2/15/2035	650	676
County of Nueces, Limited Tax Rev. Ref. Bonds, Series 2019, 4.00% 2/15/2039	1,800	1,821
Odessa Housing Fin. Corp., Multi Family Housing Rev. Bonds (Cove in Odessa Apartments), Series 2021, 4.20% 6/1/2024 (4.05% on 2/1/2024) (put 2/1/2024) ³	3,580	3,580
Pasadena Independent School Dist., Unlimited Tax School Building Bonds, Series 2023, 5.00% 2/15/2048	5,000	5,491
Pecos-Barstow-Toyah Independent School Dist., Unlimited Tax School Building Bonds, Series 2023, 5.00% 2/15/2036	2,000	2,140
Pecos-Barstow-Toyah Independent School Dist., Unlimited Tax School Building Bonds, Series 2023, 5.00% 2/15/2039	3,500	3,581
Pecos-Barstow-Toyah Independent School Dist., Unlimited Tax School Building Bonds, Series 2023, 5.00% 2/15/2040	3,000	3,067
Pecos-Barstow-Toyah Independent School Dist., Unlimited Tax School Building Bonds, Series 2021, 4.00% 2/15/2041 (preref. 2/15/2025)	1,600	1,614
Pecos-Barstow-Toyah Independent School Dist., Unlimited Tax School Building Bonds, Series 2023, 5.00% 2/15/2041	3,000	3,064
Pecos-Barstow-Toyah Independent School Dist., Unlimited Tax School Building Bonds, Series 2023, 5.00% 2/15/2042	4,000	4,082
Pecos-Barstow-Toyah Independent School Dist., Unlimited Tax School Building Bonds, Series 2023, 5.00% 2/15/2043	3,750	3,824
Prosper Independent School Dist., Unlimited Tax School Building Bonds, Series 2023, 4.00% 2/15/2048	2,910	2,899
Public Fin. Auth., Rev. Fncg. System Bonds (Texas Southern University), Series 2016, BAM insured, 4.00% 5/1/2033	665	672
Red River Education Fin. Corp., Higher Education Rev. Bonds (St. Edward's University Project), Series 2016, 4.00% 6/1/2041	1,640	1,486
Richardson Independent School Dist., Unlimited Tax School Building Bonds, Series 2017, 5.00% 2/15/2028	1,065	1,114
Richardson Independent School Dist., Unlimited Tax School Building Bonds, Series 2017, 5.00% 2/15/2042	2,500	2,569
County of Rockwall, Permanent Improvement and Rev. Ref. Bonds, Series 2020, 4.00% 2/1/2034	325	338
City of San Angelo, Combination Tax and Rev. Certs. Of Obligation, Series 2023, 4.00% 2/15/2044	1,905	1,913
City of San Antonio, Electric and Gas Systems Rev. Bonds, Series 2015, 3.00% 2/1/2027	3,500	3,418
City of San Antonio, Electric and Gas Systems Rev. Bonds, Series 2015, 3.00% 2/1/2028	5,000	4,853
City of San Antonio, Electric and Gas Systems Rev. Bonds, Series 2014, 5.00% 2/1/2039	6,675	6,675
City of San Antonio, Electric and Gas Systems Rev. Bonds, Series 2014, 5.00% 2/1/2044	2,635	2,635
City of San Antonio, Electric and Gas Systems Rev. Bonds, Series 2014, 5.00% 2/1/2044	1,990	1,991
City of San Antonio, Electric and Gas Systems Rev. Bonds, Series 2015-D, 1.125% 12/1/2045 (put 12/1/2026)	8,350	7,590
City of San Antonio, Electric and Gas Systems Rev. Ref. Bonds, Series 2016, 5.00% 2/1/2029	4,000	4,201
City of San Antonio, Electric and Gas Systems Rev. Ref. Bonds, Series 2021-A, 5.00% 2/1/2038	1,750	1,939
City of San Antonio, Electric and Gas Systems Rev. Ref. Bonds, Series 2021-A, 5.00% 2/1/2039	2,000	2,199
City of San Antonio, Electric and Gas Systems Rev. Ref. Bonds, Series 2021-A, 5.00% 2/1/2040	2,465	2,690
City of San Antonio, Electric and Gas Systems Rev. Ref. Bonds, Series 2022, 5.00% 2/1/2040	2,000	2,205
City of San Antonio, Electric and Gas Systems Rev. Ref. Bonds, Series 2023-A, 5.25% 2/1/2040	2,500	2,874
City of San Antonio, Electric and Gas Systems Rev. Ref. Bonds, Series 2023-B, 5.25% 2/1/2040	3,730	4,287
City of San Antonio, Electric and Gas Systems Rev. Ref. Bonds, Series 2022, 4.00% 2/1/2041	1,250	1,271
City of San Antonio, Electric and Gas Systems Rev. Ref. Bonds, Series 2021-A, 5.00% 2/1/2041	2,000	2,174
City of San Antonio, Electric and Gas Systems Rev. Ref. Bonds, Series 2022, 5.00% 2/1/2042	4,400	4,812
City of San Antonio, Electric and Gas Systems Rev. Ref. Bonds, Series 2022, 4.00% 2/1/2043	1,250	1,260
City of San Antonio, Electric and Gas Systems Rev. Ref. Bonds, Series 2018-A, 5.00% 2/1/2044	4,000	4,238
City of San Antonio, Electric and Gas Systems Rev. Ref. Bonds, Series 2022, 5.00% 2/1/2044	2,000	2,175
City of San Antonio, Electric and Gas Systems Rev. Ref. Bonds, Series 2020, 5.00% 2/1/2045	1,600	1,709
City of San Antonio, Electric and Gas Systems Rev. Ref. Bonds, Series 2021-A, 5.00% 2/1/2046	5,985	6,420
City of San Antonio, Electric and Gas Systems Rev. Ref. Bonds, Series 2018-A, 5.00% 2/1/2048	6,180	6,500
City of San Antonio, Electric and Gas Systems Rev. Ref. Bonds, Series 2020, 5.00% 2/1/2049	1,000	1,059
City of San Antonio, Electric and Gas Systems Rev. Ref. Bonds, Series 2021-A, 5.00% 2/1/2049	23,590	25,173
City of San Antonio, Water System Rev. and Rev. Ref. Bonds, Series 2015-B, 4.00% 5/15/2040	7,000	7,002
City of San Antonio, Water System Rev. and Rev. Ref. Bonds, Series 2023-A, 5.00% 5/15/2040	7,305	8,231
City of San Antonio, Water System Rev. and Rev. Ref. Bonds, Series 2023-A, 5.00% 5/15/2041	8,330	9,325
City of San Antonio, Water System Rev. and Rev. Ref. Bonds, Series 2013-F, 1.00% 5/1/2043 (put 11/1/2026)	2,000	1,817
City of San Antonio, Water System Rev. and Rev. Ref. Bonds, Series 2023-A, 5.00% 5/15/2043	9,650	10,681
City of San Antonio, Water System Rev. and Rev. Ref. Bonds, Series 2020-A, 5.00% 5/15/2045	4,165	4,460
City of San Antonio, Water System Rev. and Rev. Ref. Bonds, Series 2018-A, 5.00% 5/15/2048	2,555	2,670

The Tax-Exempt Bond Fund of America (continued)

Bonds, notes & other debt instruments (continued)	Principal amount (000)	Value (000)
Texas (continued)		
City of San Antonio, Water System Rev. and Rev. Ref. Bonds, Series 2023-A, 5.25% 5/15/2048	USD41,000	\$45,436
City of San Antonio, Water System Rev. and Rev. Ref. Bonds, Series 2020-A, 5.00% 5/15/2050	4,520	4,792
City of San Antonio, Water System Rev. and Rev. Ref. Bonds, Series 2021-A, 4.00% 5/15/2051	1,000	983
City of San Antonio, Water System Rev. and Rev. Ref. Bonds, Series 2023-A, 5.25% 5/15/2052	20,260	22,281
City of San Antonio, Water System Rev. Bonds, Series 2020-C, 3.00% 5/15/2042	2,000	1,715
City of San Antonio, Water System Rev. Bonds, Series 2020-C, 5.00% 5/15/2046	3,330	3,559
San Antonio Housing Trust Fin. Corp., Multi Family Housing Rev. Bonds (The Arbors at West Avenue Apartments), Series 2022, 1.45% 3/1/2026 (put 3/1/2025)	1,205	1,164
San Jacinto Community College Dist., G.O. Building and Rev. Ref. Bonds, Series 2021, 4.00% 2/15/2046	3,500	3,465
Sharyland Independent School Dist., Unlimited Tax Rev. Ref. Bonds, Series 2015, 5.00% 2/15/2036 (preref. 2/15/2025)	2,225	2,270
Sherman Independent School Dist., Unlimited Tax School Building Bonds, Series 2023-B, 5.00% 2/15/2048	23,250	25,603
SMHA Fin. Public Fac. Corp., Multi Family Housing Rev. Bonds (The Lantana Apartments), Series 2021, 0.28% 3/1/2025 (put 3/1/2024)	23,000	22,911
South San Antonio Independent School Dist., Unlimited Tax School Building Bonds, Series 2005, 5.50% 8/15/2030	7,510	8,558
Southwest Houston Redev. Auth., Tax Increment Contract Rev. Bonds, Series 2020, Assured Guaranty Municipal insured, 4.00% 9/1/2035	465	484
Southwest Houston Redev. Auth., Tax Increment Contract Rev. Bonds, Series 2020, Assured Guaranty Municipal insured, 4.00% 9/1/2037	775	799
Surface Transportation Corp., Rev. Ref. Bonds (LBJ Infrastructure Group, LLC I-635 Managed Lanes Project), Series 2020-A, 4.00% 12/31/2037	2,500	2,528
Surface Transportation Corp., Rev. Ref. Bonds (LBJ Infrastructure Group, LLC I-635 Managed Lanes Project), Series 2020-A, 4.00% 6/30/2038	2,500	2,524
Surface Transportation Corp., Rev. Ref. Bonds (LBJ Infrastructure Group, LLC I-635 Managed Lanes Project), Series 2020-A, 4.00% 12/31/2038	1,525	1,539
Surface Transportation Corp., Rev. Ref. Bonds (LBJ Infrastructure Group, LLC I-635 Managed Lanes Project), Series 2020-A, 4.00% 6/30/2039	1,545	1,558
Surface Transportation Corp., Rev. Ref. Bonds (LBJ Infrastructure Group, LLC I-635 Managed Lanes Project), Series 2020-A, 4.00% 12/31/2039	1,250	1,260
Surface Transportation Corp., Rev. Ref. Bonds (LBJ Infrastructure Group, LLC I-635 Managed Lanes Project), Series 2020-A, 4.00% 6/30/2040	3,775	3,789
County of Tarrant, Cultural Education Facs. Fin. Corp., Rev. Bonds (Christus Health), Series 2022-A, 4.00% 7/1/2053	1,000	927
County of Tarrant, Hospital Dist., Limited Tax Bonds, Series 2023, 4.00% 8/15/2043	2,500	2,529
Tarrant County Cultural Education Facs. Fin. Corp., Health Resources System Rev. Bonds, Series 2015-A, 4.25% 11/15/2052	1,000	970
Tarrant County Cultural Education Facs. Fin. Corp., Hospital Rev. Bonds (Baylor Scott & White Health Project), Series 2016-A, 5.00% 11/15/2031	1,000	1,043
Tarrant County Cultural Education Facs. Fin. Corp., Hospital Rev. Bonds (Baylor Scott & White Health Project), Series 2022-D, 5.00% 11/15/2051	11,000	11,607
Tarrant County Cultural Education Facs. Fin. Corp., Hospital Rev. Bonds (Cook Children's Medical Center), Series 2020, 5.00% 12/1/2032	2,000	2,247
Tarrant County Cultural Education Facs. Fin. Corp., Hospital Rev. Bonds (Cook Children's Medical Center), Series 2020, 5.00% 12/1/2033	1,800	2,014
Tarrant County Cultural Education Facs. Fin. Corp., Hospital Rev. Bonds (Cook Children's Medical Center), Series 2020, 4.00% 12/1/2045	5,000	4,886
Tarrant County Cultural Education Facs. Fin. Corp., Hospital Rev. Bonds (Methodist Hospitals of Dallas), Series 2022, 4.00% 10/1/2041	3,000	2,992
Tarrant County Cultural Education Facs. Fin. Corp., Hospital Rev. Bonds (Methodist Hospitals of Dallas), Series 2022, 4.00% 10/1/2042	2,725	2,686
Tarrant County Cultural Education Facs. Fin. Corp., Hospital Rev. Bonds (Methodist Hospitals of Dallas), Series 2022, 4.00% 10/1/2047	1,350	1,309
Tarrant County Cultural Education Facs. Fin. Corp., Retirement Fac. Rev. Bonds (Air Force Villages Obligated Group), Series 2016, 4.00% 5/15/2031	6,315	5,918
Tarrant County Cultural Education Facs. Fin. Corp., Retirement Fac. Rev. Bonds (Barton Creek Senior Living Center, Inc. - Querencia Project), Series 2015, 5.00% 11/15/2035	1,500	1,457
Texas City Independent School Dist., Unlimited Tax School Building Bonds, Series 2023, 4.00% 8/15/2040	1,000	1,028
Greater Texoma Utility Auth., Contract Rev. Bonds (City of Sherman Project), Series 2024, 5.00% 10/1/2049	12,820	13,887
Greater Texoma Utility Auth., Contract Rev. Bonds (City of Sherman Project), Series 2024, 4.375% 10/1/2054	2,000	1,976
Board of Regents of the Texas A&M University System, Rev. Fncg. System Bonds, Series 2017-C, 5.00% 5/15/2033	1,000	1,067
Board of Regents of the Texas A&M University System, Rev. Fncg. System Bonds, Series 2022, 5.25% 5/15/2047	2,735	3,058

The Tax-Exempt Bond Fund of America (continued)

Bonds, notes & other debt instruments (continued)	Principal amount (000)	Value (000)
Texas (continued)		
Board of Regents of the Texas State University System, Rev. Fncg. System Rev. and Rev. Ref. Bonds, Series 2017-A, 5.00% 3/15/2029	USD5,250	\$ 5,617
Board of Regents of the Texas State University System, Rev. Fncg. System Rev. and Rev. Ref. Bonds, Series 2019-A, 5.00% 3/15/2032	6,030	6,707
Board of Regents of the Texas State University System, Rev. Fncg. System Rev. and Rev. Ref. Bonds, Series 2017-A, 5.00% 3/15/2035	1,145	1,212
Board of Regents of the Texas State University System, Rev. Fncg. System Rev. and Rev. Ref. Bonds, Series 2017-A, 5.00% 3/15/2036	1,180	1,247
Board of Regents of the Texas Tech University System, Rev. Fncg. System Rev. Ref. and Improvement Bonds, Series 2015-A, 5.00% 2/15/2033	2,000	2,030
THF Public Fac. Corp., Multi Family Housing Bonds (Lakeside Manor Apartments), Series 2022, 3.25% 3/1/2040 (put 9/1/2025)	6,000	5,932
Transportation Commission, Central Texas Turnpike System Rev. Ref. Bonds, Series 2015-C, 5.00% 8/15/2030	1,055	1,062
Transportation Commission, Central Texas Turnpike System Rev. Ref. Bonds, Series 2015-B, 5.00% 8/15/2032	2,000	2,019
Transportation Commission, Central Texas Turnpike System Rev. Ref. Bonds, Series 2015-C, 5.00% 8/15/2033	5,000	5,032
Transportation Commission, Central Texas Turnpike System Rev. Ref. Bonds, Series 2015-B, 5.00% 8/15/2037	4,000	4,027
Transportation Commission, Central Texas Turnpike System Rev. Ref. Bonds, Series 2015-C, 5.00% 8/15/2037	8,250	8,297
Transportation Commission, Central Texas Turnpike System Rev. Ref. Bonds, Capital Appreciation Bonds, Series 2015-B, 0% 8/15/2036	1,000	583
Transportation Commission, G.O. Mobility Fund Bonds, Series 2014-A, 5.00% 10/1/2044 (preref. 10/1/2024)	4,000	4,049
Transportation Commission, Highway Improvement G.O. Bonds, Series 2016-A, 5.00% 4/1/2031	3,000	3,126
Transportation Commission, State Highway 249 System First Tier Toll Rev. Bonds, Capital Appreciation Bonds, Series 2019-A, 0% 8/1/2038	850	445
Transportation Commission, State Highway 249 System First Tier Toll Rev. Bonds, Capital Appreciation Bonds, Series 2019-A, 0% 8/1/2039	950	470
Transportation Commission, State Highway 249 System First Tier Toll Rev. Bonds, Capital Appreciation Bonds, Series 2019-A, 0% 8/1/2040	800	374
Transportation Commission, State Highway 249 System First Tier Toll Rev. Bonds, Capital Appreciation Bonds, Series 2019-A, 0% 8/1/2041	1,425	629
Transportation Commission, State Highway 249 System First Tier Toll Rev. Bonds, Capital Appreciation Bonds, Series 2019-A, 0% 8/1/2043	2,185	864
Transportation Commission, State Highway 249 System First Tier Toll Rev. Bonds, Capital Appreciation Bonds, Series 2019-A, 0% 8/1/2044	2,850	1,065
Transportation Commission, State Highway Fund, First Tier Rev. and Rev. Ref. Bonds, Series 2014-A, 5.00% 4/1/2033 (preref. 4/1/2024)	4,000	4,011
Turnpike Auth., Central Texas Turnpike System, Rev. Bonds, Capital Appreciation Bonds, Series 2002-A, AMBAC insured, 0% 8/15/2028	26,715	22,946
Turnpike Auth., Central Texas Turnpike System, Rev. Bonds, Capital Appreciation Bonds, Series 2002-A, AMBAC insured, 0% 8/15/2029	27,520	22,866
United Independent School Dist., Unlimited Tax School Building Bonds, Series 2017, 5.00% 8/15/2031	1,000	1,069
United Independent School Dist., Unlimited Tax School Building Bonds, Series 2017, 5.00% 8/15/2032	1,000	1,069
Board of Regents of the University of Houston System, Consolidated Rev. and Rev. Ref. Bonds, Series 2017-A, 5.00% 2/15/2026	3,000	3,139
Board of Regents of the University of Houston System, Consolidated Rev. and Rev. Ref. Bonds, Series 2020-A, 3.00% 2/15/2030	4,440	4,464
Board of Regents of the University of North Texas System, Rev. Fncg. System Rev. Ref. and Improvement Bonds, Series 2018-A, 5.00% 4/15/2031	3,040	3,300
Board of Regents of the University of North Texas System, Rev. Fncg. System Rev. Ref. and Improvement Bonds, Series 2018-A, 5.00% 4/15/2032	2,185	2,369
Board of Regents of the University of North Texas System, Rev. Fncg. System Rev. Ref. and Improvement Bonds, Series 2018-A, 5.00% 4/15/2033	2,000	2,166
Board of Regents of the University of North Texas System, Rev. Fncg. System Rev. Ref. and Improvement Bonds, Series 2018-A, 5.00% 4/15/2036	2,000	2,149
Board of Regents of the University of North Texas System, Rev. Fncg. System Rev. Ref. and Improvement Bonds, Series 2018-A, 5.00% 4/15/2037	1,800	1,925
Board of Regents of the University of North Texas System, Rev. Fncg. System Rev. Ref. and Improvement Bonds, Series 2018-A, 5.00% 4/15/2038	2,100	2,235
Board of Regents of the University of North Texas System, Rev. Fncg. System Rev. Ref. and Improvement Bonds, Series 2018-A, 5.00% 4/15/2039	2,125	2,254
Board of Regents of the University of North Texas System, Rev. Fncg. System Rev. Ref. and Improvement Bonds, Series 2018-A, 5.00% 4/15/2044	6,000	6,295
Board of Regents of the University of Texas System, Permanent University Fund Bonds, Series 2015-B, 5.00% 7/1/2033	1,085	1,112

The Tax-Exempt Bond Fund of America (continued)

Bonds, notes & other debt instruments (continued)

	Principal amount (000)	Value (000)
Texas (continued)		
Board of Regents of the University of Texas System, Rev. Fncg. System Bonds, Series 2022-A, 4.00% 8/15/2052	USD5,000	\$ 4,927
Water Dev. Board, State Revolving Fund Rev. Bonds, Series 2023, 5.00% 8/1/2037	1,000	1,174
Water Dev. Board, State Revolving Fund Rev. Bonds, Series 2020, 4.00% 8/1/2038	2,000	2,077
Water Dev. Board, State Revolving Fund Rev. Bonds, Series 2023, 5.00% 8/1/2038	1,200	1,395
Water Dev. Board, State Water Implementation Rev. Fund, Rev. Bonds (Master Trust), Series 2017-A, 5.00% 4/15/2028	2,000	2,159
Water Dev. Board, State Water Implementation Rev. Fund, Rev. Bonds (Master Trust), Series 2015-A, 5.00% 10/15/2030	9,540	9,852
Water Dev. Board, State Water Implementation Rev. Fund, Rev. Bonds (Master Trust), Series 2018-A, 4.00% 10/15/2032	7,445	7,761
Water Dev. Board, State Water Implementation Rev. Fund, Rev. Bonds (Master Trust), Series 2019-A, 3.00% 10/15/2033	2,000	1,968
Water Dev. Board, State Water Implementation Rev. Fund, Rev. Bonds (Master Trust), Series 2018-A, 4.00% 10/15/2033	2,000	2,082
Water Dev. Board, State Water Implementation Rev. Fund, Rev. Bonds (Master Trust), Series 2018-A, 4.00% 10/15/2034	5,440	5,657
Water Dev. Board, State Water Implementation Rev. Fund, Rev. Bonds (Master Trust), Series 2018-A, 4.00% 10/15/2035	7,810	8,093
Water Dev. Board, State Water Implementation Rev. Fund, Rev. Bonds (Master Trust), Series 2017-A, 4.00% 10/15/2036	9,000	9,245
Water Dev. Board, State Water Implementation Rev. Fund, Rev. Bonds (Master Trust), Series 2018-A, 4.00% 10/15/2037	8,900	9,131
Water Dev. Board, State Water Implementation Rev. Fund, Rev. Bonds (Master Trust), Series 2018-A, 4.00% 10/15/2038	4,000	4,085
Water Dev. Board, State Water Implementation Rev. Fund, Rev. Bonds (Master Trust), Series 2015-A, 5.00% 10/15/2040	10,350	10,574
Water Dev. Board, State Water Implementation Rev. Fund, Rev. Bonds (Master Trust), Series 2023-A, 5.00% 10/15/2044	10,000	11,290
Water Dev. Board, State Water Implementation Rev. Fund, Rev. Bonds (Master Trust), Series 2016, 5.00% 10/15/2046	8,000	8,301
Water Dev. Board, State Water Implementation Rev. Fund, Rev. Bonds (Master Trust), Series 2023-A, 5.25% 10/15/2051	41,960	47,091
Water Dev. Board, State Water Implementation Rev. Fund, Rev. Bonds (Master Trust), Series 2022, 4.80% 10/15/2052	1,500	1,590
Water Dev. Board, State Water Implementation Rev. Fund, Rev. Bonds (Master Trust), Series 2021, 4.00% 10/15/2056	7,180	6,930
Water Dev. Board, State Water Implementation Rev. Fund, Rev. Bonds (Master Trust), Series 2022, 5.00% 10/15/2057	2,500	2,715
Water Dev. Board, State Water Implementation Rev. Fund, Rev. Bonds (Master Trust), Series 2023-A, 5.00% 10/15/2058	11,700	12,794
Waxachie Independent School Dist., School Building Bonds, Series 2023, 5.00% 2/15/2036	360	427
Waxachie Independent School Dist., School Building Bonds, Series 2023, 5.00% 2/15/2037	300	353
West Harris County Regional Water Auth., Water System Rev. and Rev. Ref. Bonds, Series 2019, 4.00% 12/15/2045	1,000	977
West Harris County Regional Water Auth., Water System Rev. and Rev. Ref. Bonds, Series 2021, BAM insured, 4.00% 12/15/2060	12,750	12,031
West Travis County Public Utility Agcy., Rev. Ref. Bonds, Series 2017, BAM insured, 4.00% 8/15/2033	1,100	1,126
Wichita Falls Independent School Dist., Unlimited Tax School Building Bonds, Series 2021, 2.00% 2/1/2034	5,755	4,971
		<u>2,587,748</u>

United States 1.08%

Freddie Mac, Multi Family Certs., Series 2023, 0.916% 6/25/2035 ^{1,2}	33,810	2,102
Freddie Mac, Multi Family Certs., Series 2023, 2.75% 11/25/2035 ²	48,385	43,115
Freddie Mac, Multi Family Certs., Series 2023, 4.141% 1/25/2040 ¹	35,264	33,299
Freddie Mac, Multi Family Certs., Series 2023, 4.548% 8/25/2040 ¹	9,405	9,223
Freddie Mac, Multi Family Mortgage Bonds, Series 2019-ML-05, Class AUS, 3.40% 1/25/2036	23,215	21,900
Freddie Mac, Multi Family Mortgage Certs., Series 2015-M-033, 2.65% 9/15/2030	7,270	6,548
Freddie Mac, Multi Family Mortgage Certs., Series 2018-M-042, Class A, (SIFMA Municipal Swap Index + 0.30%) 2.60% 9/15/2033 ²	22,495	18,983
Freddie Mac, Multi Family Mortgage Certs., Series 2019-M-049, 3.05% 4/15/2034	3,620	3,311
Freddie Mac, Multi Family Mortgage Certs., Series 2018-M-046, 2.625% 6/15/2035 ²	12,525	10,638
Freddie Mac, Multi Family Mortgage Certs., Series 2020-M-067, Class A, 2.25% 12/15/2037	57,330	45,209
Freddie Mac, Multi Family Mortgage Green Bonds, Series 2023-ML-9, Class AUS, 4.033% 12/25/2036 ¹	4,445	4,274

The Tax-Exempt Bond Fund of America (continued)

Bonds, notes & other debt instruments (continued)	Principal amount (000)	Value (000)
United States (continued)		
Freddie Mac, Multi Family Mortgage Green Bonds, Series 2023, Class ACA, 2.25% 9/25/2037	USD34,892	\$ 28,333
Freddie Mac, Multi Family Mortgage Green Bonds, Series 2021-ML-10, Class AUS, 2.032% 1/25/2038 ²	11,746	9,076
Freddie Mac, Multi Family Mortgage Green Bonds, Series 2022-ML-14, Class A-T, 4.05% 8/25/2038	10,325	9,638
Freddie Mac, Multi Family Mortgage Green Bonds, Series 2023, Class A, 3.083% 4/25/2043 ¹	13,446	11,202
		<u>256,851</u>
Utah 0.65%		
Board of Higher Education, General Rev. Bonds (University of Utah), Series 2023-B, 5.25% 8/1/2053	1,950	2,189
Charter School Fin. Auth., Charter School Rev. Ref. Bonds (Early Light Academy), Series 2017, 5.00% 7/15/2037 ²	5,185	4,974
G.O. Bonds, Series 2020, 3.00% 7/1/2034	2,025	1,957
Housing Corp., Single Family Mortgage Bonds, Series 2023-A, 6.00% 7/1/2053	2,995	3,244
Housing Corp., Single Family Mortgage Bonds, Series 2024-A, 6.50% 1/1/2054	990	1,095
Housing Corp., Single Family Mortgage Bonds, Class III, Series 2015-D-2, 4.00% 1/1/2045	3,510	3,500
Salt Lake City, Airport Rev. Bonds (Salt Lake City International Airport), Series 2021-B, 4.00% 7/1/2037	4,260	4,387
Salt Lake City, Airport Rev. Bonds (Salt Lake City International Airport), Series 2021-B, 4.00% 7/1/2038	4,430	4,490
Salt Lake City, Airport Rev. Bonds (Salt Lake City International Airport), Series 2021-B, 4.00% 7/1/2039	4,510	4,589
Salt Lake City, Airport Rev. Bonds (Salt Lake City International Airport), Series 2021-B, 4.00% 7/1/2040	4,795	4,851
Salt Lake City, Airport Rev. Bonds (Salt Lake City International Airport), Series 2021-B, 4.00% 7/1/2041	4,820	4,868
Salt Lake City, Airport Rev. Bonds (Salt Lake City International Airport), Series 2017-B, 5.00% 7/1/2047	5,995	6,206
Salt Lake City, Airport Rev. Bonds (Salt Lake City International Airport), Series 2021-B, 5.00% 7/1/2051	4,000	4,320
School Fin. Auth., Charter School Rev. Bonds (Utah Charter Academies Project), Series 2018-A-1, 5.00% 10/15/2038	730	757
School Fin. Auth., Charter School Rev. Bonds (Utah Charter Academies Project), Series 2018-A-1, 5.00% 10/15/2043	1,150	1,183
School Fin. Auth., Charter School Rev. Bonds (Utah Charter Academies Project), Series 2018-A-1, 5.00% 10/15/2048	1,185	1,210
Telecommunication Open Infrastructure Agcy., Sales Tax and Telecommunications Rev. Ref. Bonds, Series 2022, 5.00% 6/1/2032	100	116
Telecommunication Open Infrastructure Agcy., Sales Tax and Telecommunications Rev. Ref. Bonds, Series 2022, 5.25% 6/1/2037	1,000	1,152
Transit Auth., Sales Tax Rev. and Rev. Ref. Bonds, Series 2007-A, National insured, 5.00% 6/15/2035	28,000	33,344
Transit Auth., Sales Tax Rev. Ref. Bonds, Series 2015-A, 4.00% 6/15/2032 (preref. 6/15/2025)	26,225	26,608
Transit Auth., Sales Tax Rev. Ref. Bonds, Series 2015-A, 4.00% 6/15/2033 (preref. 6/15/2025)	11,200	11,364
UIPA Crossroads Public Infrastructure Dist., Tax Differential Rev. Bonds, Series 2021, 4.125% 6/1/2041 ²	4,790	4,338
UIPA Crossroads Public Infrastructure Dist., Tax Differential Rev. Bonds, Series 2021, 4.375% 6/1/2052 ²	8,500	7,544
County of Utah, Hospital Rev. Bonds (IHC Health Services, Inc.), Series 2018-A, 5.00% 5/15/2032	1,000	1,090
County of Utah, Hospital Rev. Bonds (IHC Health Services, Inc.), Series 2018-A, 5.00% 5/15/2034	1,000	1,089
County of Utah, Hospital Rev. Bonds (IHC Health Services, Inc.), Series 2018-A, 5.00% 5/15/2035	1,000	1,084
County of Utah, Hospital Rev. Bonds (IHC Health Services, Inc.), Series 2018-A, 5.00% 5/15/2036	2,000	2,153
County of Utah, Hospital Rev. Bonds (IHC Health Services, Inc.), Series 2018-A, 5.00% 5/15/2037	1,400	1,499
County of Utah, Hospital Rev. Bonds (IHC Health Services, Inc.), Series 2018-A, 5.00% 5/15/2038	1,250	1,329
County of Utah, Hospital Rev. Bonds (IHC Health Services, Inc.), Series 2018-A, 5.00% 5/15/2039	2,190	2,320
County of Utah, Hospital Rev. Bonds (IHC Health Services, Inc.), Series 2020-A, 3.00% 5/15/2050	2,155	1,654
City of Vineyard, Redev. Agcy., Tax Increment Rev. and Rev. Ref. Bonds, Series 2021, Assured Guaranty Municipal insured, 5.00% 5/1/2027	315	336
City of Vineyard, Redev. Agcy., Tax Increment Rev. and Rev. Ref. Bonds, Series 2021, Assured Guaranty Municipal insured, 5.00% 5/1/2028	450	489
City of Vineyard, Redev. Agcy., Tax Increment Rev. and Rev. Ref. Bonds, Series 2021, Assured Guaranty Municipal insured, 5.00% 5/1/2030	175	197
City of Vineyard, Redev. Agcy., Tax Increment Rev. and Rev. Ref. Bonds, Series 2021, Assured Guaranty Municipal insured, 5.00% 5/1/2031	95	108
City of Vineyard, Redev. Agcy., Tax Increment Rev. and Rev. Ref. Bonds, Series 2021, Assured Guaranty Municipal insured, 4.00% 5/1/2032	135	145
City of Vineyard, Redev. Agcy., Tax Increment Rev. and Rev. Ref. Bonds, Series 2021, Assured Guaranty Municipal insured, 4.00% 5/1/2033	150	160
City of Vineyard, Redev. Agcy., Tax Increment Rev. and Rev. Ref. Bonds, Series 2021, Assured Guaranty Municipal insured, 4.00% 5/1/2034	115	123
City of Vineyard, Redev. Agcy., Tax Increment Rev. and Rev. Ref. Bonds, Series 2021, Assured Guaranty Municipal insured, 4.00% 5/1/2035	215	229
City of Vineyard, Redev. Agcy., Tax Increment Rev. and Rev. Ref. Bonds, Series 2021, Assured Guaranty Municipal insured, 4.00% 5/1/2037	300	313

The Tax-Exempt Bond Fund of America (continued)

Bonds, notes & other debt instruments (continued)	Principal amount (000)	Value (000)
Utah (continued)		
City of Vineyard, Redev. Agcy., Tax Increment Rev. and Rev. Ref. Bonds, Series 2021, Assured Guaranty Municipal insured, 4.00% 5/1/2039	USD175	\$ 180
City of Vineyard, Redev. Agcy., Tax Increment Rev. and Rev. Ref. Bonds, Series 2021, Assured Guaranty Municipal insured, 4.00% 5/1/2040	160	163
City of Vineyard, Redev. Agcy., Tax Increment Rev. and Rev. Ref. Bonds, Series 2021, Assured Guaranty Municipal insured, 4.00% 5/1/2041	175	177
City of Vineyard, Redev. Agcy., Tax Increment Rev. and Rev. Ref. Bonds, Series 2021, Assured Guaranty Municipal insured, 4.00% 5/1/2046	275	267
		<u>153,391</u>
Vermont 0.07%		
Educational and Health Buildings Fncg. Agcy., Rev. Bonds (The University of Vermont Medical Center Project), Series 2016-A, 5.00% 12/1/2031	3,300	3,425
Educational and Health Buildings Fncg. Agcy., Rev. Bonds (The University of Vermont Medical Center Project), Series 2016-A, 5.00% 12/1/2033	2,200	2,279
Educational and Health Buildings Fncg. Agcy., Rev. Bonds (The University of Vermont Medical Center Project), Series 2016-B, 5.00% 12/1/2039	1,750	1,788
Educational and Health Buildings Fncg. Agcy., Rev. Bonds (The University of Vermont Medical Center Project), Series 2016-B, 5.00% 12/1/2046	4,300	4,370
Housing Fin. Agcy., Multi Family Mortgage Bonds, Series 2021-A, 2.60% 8/15/2051	1,000	697
Housing Fin. Agcy., Multi Family Mortgage Bonds, Series 2022-A, 2.85% 2/15/2052	1,830	1,353
Housing Fin. Agcy., Multiple Purpose Bonds, Series 2017-D, 4.00% 5/1/2048	285	284
Housing Fin. Agcy., Multiple Purpose Bonds, Series 2018-A, 4.00% 11/1/2048	1,420	1,416
		<u>15,612</u>
Virgin Islands 0.13%		
Matching Fund Special Purpose Securitization Corp., Matching Fund Securitization Bonds, Series 2022-A, 5.00% 10/1/2025	1,675	1,706
Matching Fund Special Purpose Securitization Corp., Matching Fund Securitization Bonds, Series 2022-A, 5.00% 10/1/2026	3,710	3,817
Matching Fund Special Purpose Securitization Corp., Matching Fund Securitization Bonds, Series 2022-A, 5.00% 10/1/2027	4,495	4,654
Matching Fund Special Purpose Securitization Corp., Matching Fund Securitization Bonds, Series 2022-A, 5.00% 10/1/2028	3,355	3,485
Matching Fund Special Purpose Securitization Corp., Matching Fund Securitization Bonds, Series 2022-A, 5.00% 10/1/2030	2,000	2,101
Matching Fund Special Purpose Securitization Corp., Matching Fund Securitization Bonds, Series 2022-A, 5.00% 10/1/2032	8,000	8,461
Matching Fund Special Purpose Securitization Corp., Matching Fund Securitization Bonds, Series 2022-A, 5.00% 10/1/2039	7,000	7,193
		<u>31,417</u>
Virginia 1.83%		
County of Albemarle, Econ. Dev. Auth., Residential Care Fac. Rev. Ref. Bonds (Westminster-Canterbury of the Blue Ridge), Series 2022-A, 4.00% 6/1/2042	1,330	1,237
County of Albemarle, Econ. Dev. Auth., Residential Care Fac. Rev. Ref. Bonds (Westminster-Canterbury of the Blue Ridge), Series 2022-A, 4.00% 6/1/2049	2,800	2,447
County of Albemarle, Econ. Dev. Auth., Residential Care Fac. Rev. Ref. Bonds (Westminster-Canterbury of the Blue Ridge), Series 2022-B, 4.00% 6/1/2054	5,220	4,445
City of Alexandria, Industrial Dev. Auth., Demand Rev. Ref. Bonds (Goodwin House), Series 2015, 5.00% 10/1/2045 (preref. 10/1/2025)	3,000	3,095
County of Arlington, Industrial Dev. Auth., Hospital Rev. Bonds (Virginia Hospital Center), Series 2020, 5.00% 7/1/2037	1,700	1,854
County of Arlington, Industrial Dev. Auth., Hospital Rev. Bonds (Virginia Hospital Center), Series 2020, 4.00% 7/1/2045	3,335	3,268
County of Arlington, Industrial Dev. Auth., Multifamily Housing Rev. Bonds (Park Shirlington Apartments), Series 2023-A, 5.00% 1/1/2026	4,140	4,257
County of Botetourt, Industrial Dev. Auth., Residential Care Fac. Rev. Ref. Bonds (Glebe, Inc.), Series 2014-A, 6.00% 7/1/2044	5,750	5,756

The Tax-Exempt Bond Fund of America (continued)

Bonds, notes & other debt instruments (continued)	Principal amount (000)	Value (000)
Virginia (continued)		
City of Chesapeake, Chesapeake Transportation System Toll Road Rev. Ref. Bonds, Series 2012-A, 5.00% 7/15/2047	USD2,525	\$ 2,526
City of Chesapeake, Chesapeake Transportation System Toll Road Rev. Ref. Bonds, Convertible Capital Appreciation Bonds, Series 2012-B, 4.875% 7/15/2040	2,000	2,069
College Building Auth., Educational Facs. Rev. Bonds (21st Century College and Equipment Programs), Series 2019-A, 3.00% 2/1/2037	5,000	4,660
College Building Auth., Educational Facs. Rev. Bonds (21st Century College and Equipment Programs), Series 2023-A, 5.00% 2/1/2039	1,900	2,174
College Building Auth., Educational Facs. Rev. Bonds (Washington and Lee University Project), Series 2001, 5.75% 1/1/2034	1,000	1,269
College Building Auth., Educational Facs. Rev. Ref. Bonds (21st Century College and Equipment Programs), Series 2017-E, 5.00% 2/1/2029	11,000	12,043
College Building Auth., Educational Facs. Rev. Ref. Bonds (21st Century College and Equipment Programs), Series 2017-E, 5.00% 2/1/2031	6,000	6,563
College Building Auth., Educational Facs. Rev. Ref. Bonds (Public Higher Education Fncg. Program), Series 2014-A, 5.00% 9/1/2025 (preref. 9/1/2024)	2,355	2,381
College Building Auth., Educational Facs. Rev. Ref. Bonds (Public Higher Education Fncg. Program), Series 2015-B, 5.00% 9/1/2026	900	931
College Building Auth., Educational Facs. Rev. Ref. Bonds (Public Higher Education Fncg. Program), Series 2015-B, 5.00% 9/1/2028	2,600	2,683
Commonwealth Transportation Board, Federal Transportation Grant Anticipation Rev. and Rev. Ref. Notes, Series 2017, 3.00% 9/15/2028	5,755	5,751
Commonwealth Transportation Board, Transportation Rev. Ref. Bonds, Series 2016-C, 5.00% 5/15/2025	2,000	2,056
County of Fairfax, Econ. Dev. Auth., County Facs. Rev. Ref. Bonds (County Facs. Project), Series 2021-B, 4.00% 10/1/2037	2,525	2,677
County of Fairfax, Econ. Dev. Auth., County Facs. Rev. Ref. Bonds (County Facs. Project), Series 2021-B, 4.00% 10/1/2041	1,520	1,564
County of Fairfax, Industrial Dev. Auth., Health Care Rev. Ref. Bonds (Inova Health System Project), Series 2022, 4.00% 5/15/2042	11,000	11,014
County of Fairfax, Public Improvement Bonds, Series 2022-A, 4.00% 10/1/2026	5,460	5,652
Town of Farmville, Industrial Dev. Auth., Educational Facs. Rev. and Rev. Ref. Bonds (Longwood University Student Housing Project), Series 2018-A, 5.00% 1/1/2032	1,010	1,044
Town of Farmville, Industrial Dev. Auth., Educational Facs. Rev. Bonds (Convocation Center Project), Series 2021, Assured Guaranty Municipal insured, 5.375% 7/1/2053 (put 7/1/2043)	5,350	5,685
Town of Farmville, Industrial Dev. Auth., Educational Facs. Rev. Ref. Bonds (Longwood University Student Housing Project), Series 2018-A, 5.00% 1/1/2038	5,280	5,340
Town of Farmville, Industrial Dev. Auth., Educational Facs. Rev. Ref. Bonds (Longwood University Student Housing Project), Series 2020-A, 5.00% 1/1/2040	6,340	6,376
Town of Farmville, Industrial Dev. Auth., Educational Facs. Rev. Ref. Bonds (Longwood University Student Housing Project), Series 2018-A, 5.00% 1/1/2043	5,400	5,352
Town of Farmville, Industrial Dev. Auth., Educational Facs. Rev. Ref. Bonds (Longwood University Student Housing Project), Series 2018-A, 5.00% 1/1/2048	6,390	6,189
Town of Farmville, Industrial Dev. Auth., Educational Facs. Rev. Ref. Bonds (Longwood University Student Housing Project), Series 2020-A, 5.00% 1/1/2050	10,500	10,097
Town of Farmville, Industrial Dev. Auth., Educational Facs. Rev. Ref. Bonds (Longwood University Student Housing Project), Series 2018-A, 5.00% 1/1/2055	11,000	10,442
Town of Farmville, Industrial Dev. Auth., Educational Facs. Rev. Ref. Bonds (Longwood University Student Housing Project), Series 2020-A, 5.00% 1/1/2059	19,410	18,234
Greater Richmond Convention Center Auth., Hotel Tax Rev. Ref. Bonds, Series 2015, 5.00% 6/15/2032 (preref. 6/15/2025)	1,000	1,027
Hampton Roads, Transportation Accountability Commission, Bond Anticipation Notes (Hampton Roads Transportation Fund), Series 2021-A, 5.00% 7/1/2026 (escrowed to maturity)	2,750	2,882
County of Henrico, Econ. Dev. Auth., Residential Care Fac. Rev. and Rev. Ref. Bonds (Westminster-Canterbury of Richmond), Series 2020, 3.00% 10/1/2035	200	185
County of Henrico, Econ. Dev. Auth., Residential Care Fac. Rev. and Rev. Ref. Bonds (Westminster-Canterbury of Richmond), Series 2020, 4.00% 10/1/2045	1,420	1,322
County of Henrico, Econ. Dev. Auth., Residential Care Fac. Rev. Bonds (Pinnacle Living), Series 2019-A, 5.00% 6/1/2034	6,150	5,999
County of Henrico, Econ. Dev. Auth., Residential Care Fac. Rev. Ref. Bonds (LifeSpire of Virginia), Series 2017-C, 5.00% 12/1/2047	750	741
County of Henrico, Econ. Dev. Auth., Residential Care Fac. Rev. Ref. Bonds (Westminster-Canterbury of Richmond), Series 2020, 4.00% 10/1/2033	500	508

The Tax-Exempt Bond Fund of America (continued)

Bonds, notes & other debt instruments (continued)

	Principal amount (000)	Value (000)
Virginia (continued)		
County of Henrico, Econ. Dev. Auth., Residential Care Fac. Rev. Ref. Bonds (Westminster-Canterbury of Richmond), Series 2022-A, 5.00% 10/1/2042	USD1,025	\$ 1,074
County of Henrico, Econ. Dev. Auth., Residential Care Fac. Rev. Ref. Bonds (Westminster-Canterbury of Richmond), Series 2022-A, 5.00% 10/1/2047	4,190	4,315
County of Henrico, Econ. Dev. Auth., Residential Care Fac. Rev. Ref. Bonds (Westminster-Canterbury of Richmond), Series 2022-A, 5.00% 10/1/2052	3,655	3,718
Housing Dev. Auth., Rental Housing Bonds, Series 2020-G, 2.40% 9/1/2045	2,165	1,523
Housing Dev. Auth., Rental Housing Bonds, Series 2020-G, 2.625% 11/1/2053	1,190	800
County of Isle of Wight, Econ. Dev. Auth., Health System Rev. Bonds (Riverside Health System), Series 2023, 5.25% 7/1/2043	2,590	2,898
County of Isle of Wight, Econ. Dev. Auth., Health System Rev. Bonds (Riverside Health System), Series 2023, 5.25% 7/1/2048	2,900	3,204
County of Isle of Wight, Econ. Dev. Auth., Health System Rev. Bonds (Riverside Health System), Series 2023, 5.25% 7/1/2053	3,125	3,412
County of James City, Econ. Dev. Auth., Residential Care Fac. Rev. Bonds (Williamsburg Landing), Series 2024-C-3, 5.25% 12/1/2027	840	846
County of James City, Econ. Dev. Auth., Residential Care Fac. Rev. Bonds (Williamsburg Landing), Series 2024-C-2, 5.50% 12/1/2028	905	912
City of Lexington, Industrial Dev. Auth., Residential Care Fac. Rev. Ref. Bonds (Kendal at Lexington), Series 2022, 4.00% 1/1/2042	1,120	1,004
City of Lexington, Industrial Dev. Auth., Residential Care Fac. Rev. Ref. Bonds (Kendal at Lexington), Series 2022, 4.00% 1/1/2048	2,310	1,978
County of Loudoun, Community Dev. Auth., Special Assessment Bonds (Dulles Town Center Project), Series 2012, 4.25% 3/1/2026	1,000	981
Town of Louisa, Industrial Dev. Auth., Pollution Control Rev. Ref. Bonds (Virginia Electric and Power Co. Project), Series 2008-B, 0.75% 11/1/2035 (put 9/2/2025)	10,875	10,140
Town of Louisa, Industrial Dev. Auth., Pollution Control Rev. Ref. Bonds (Virginia Electric and Power Co. Project), Series 2008-A, 5.00% 11/1/2035 (put 9/2/2025)	5,000	5,030
City of Lynchburg, Econ. Dev. Auth., Hospital Rev. and Rev. Ref. Bonds (Centra Health Obligated Group), Series 2021, 3.00% 1/1/2051	8,800	6,512
City of Lynchburg, Econ. Dev. Auth., Hospital Rev. and Rev. Ref. Bonds (Centra Health Obligated Group), Series 2021, 4.00% 1/1/2055	3,960	3,767
New River Valley Regional Jail Auth., Regional Jail Fac. Rev. Ref. Bonds, Series 2016, 5.00% 10/1/2031	2,000	2,110
City of Newport News, Econ. Dev. Auth., Residential Care Facs. Rev. Ref. Bonds (LifeSpire of Virginia), Series 2016, 5.00% 12/1/2024	160	160
City of Newport News, Econ. Dev. Auth., Residential Care Facs. Rev. Ref. Bonds (LifeSpire of Virginia), Series 2016, 5.00% 12/1/2038	2,500	2,520
City of Newport News, Industrial Dev. Auth., Health Systems Rev. Bonds, Series 2017-A, 5.00% 7/1/2046 ²	15,250	15,234
City of Newport News, Industrial Dev. Auth., Health Systems Rev. Ref. Bonds (Custodial Receipts), Series 2015, 5.33% 7/1/2045 ²	41,100	40,360
City of Norfolk, Redev. and Housing Auth., Multi Family Housing Rev. Bonds (Braywood Manor Apartments), Series 2023, 5.00% 5/1/2043 (put 5/1/2026)	2,145	2,205
City of Norfolk, Water Rev. Bonds, Series 2015-A, 5.25% 11/1/2044	1,000	1,011
County of Prince William, Gateway Community Dev. Auth., Special Assessment Rev. Ref. Bonds, Series 2012, 5.00% 3/1/2030	2,505	2,504
County of Prince William, Heritage Hunt Commercial Community Dev. Auth., Special Assessment Bonds, Series 1999-B, 7.00% 3/1/2029	315	315
Public Building Auth., Public Facs. Rev. Bonds, Series 2015-B, 5.00% 8/1/2026	1,140	1,177
Public Building Auth., Public Facs. Rev. Bonds, Series 2014-A, 5.00% 8/1/2027 (preref. 8/1/2024)	2,000	2,019
Public Building Auth., Public Facs. Rev. Bonds, Series 2020-A, 4.00% 8/1/2040 (preref. 8/1/2030)	15	16
Public School Auth., School Fncg. Bonds (1997 Resolution), Series 2022-A, 4.00% 8/1/2046	7,295	7,378
Public School Auth., School Fncg. Rev. Ref. Bonds (1997 Resolution), Series 2015-A, 5.00% 8/1/2026	2,000	2,059
Public School Auth., School Fncg. Rev. Ref. Bonds (1997 Resolution), Series 2015-A, 5.00% 8/1/2028	2,000	2,061
Rappahannock Regional Jail Auth., Fac. Capital Improvement Rev. and Rev. Ref. Bonds, Series 2015, 5.00% 10/1/2030 (preref. 10/1/2025)	1,750	1,812
Rappahannock Regional Jail Auth., Fac. Capital Improvement Rev. and Rev. Ref. Bonds, Series 2015, 5.00% 10/1/2031 (preref. 10/1/2025)	2,000	2,071
Rappahannock Regional Jail Auth., Fac. Capital Improvement Rev. and Rev. Ref. Bonds, Series 2015, 5.00% 10/1/2032 (preref. 10/1/2025)	2,250	2,330
Resources Auth., Infrastructure Rev. Bonds (Pooled Fncg. Program), Series 2014-B, 5.00% 11/1/2027	870	882
Resources Auth., Infrastructure Rev. Bonds (Pooled Fncg. Program), Series 2014-B, 5.00% 11/1/2027 (preref. 11/1/2024)	130	132

The Tax-Exempt Bond Fund of America (continued)

Bonds, notes & other debt instruments (continued)	Principal amount (000)	Value (000)
Virginia (continued)		
City of Roanoke, Econ. Dev. Auth., Hospital Rev. Bonds (Carilion Health System Obligated Group), Series 2020-A, 4.00% 7/1/2051	USD2,415	\$ 2,324
Small Business Fncg. Auth., Residential Care Fac. Rev. Bonds (Pinnacle Living), Series 2017-C, 5.00% 6/1/2032	2,500	2,500
Small Business Fncg. Auth., Residential Care Fac. Rev. Bonds (Pinnacle Living), Series 2017-C, 5.00% 6/1/2037	2,105	2,075
Small Business Fncg. Auth., Residential Care Fac. Rev. Bonds (Pinnacle Living), Series 2017-C, 5.00% 6/1/2042	2,960	2,850
Small Business Fncg. Auth., Residential Care Fac. Rev. Bonds (Pinnacle Living), Series 2017-C, 5.00% 6/1/2047	4,000	3,759
Small Business Fncg. Auth., Residential Care Fac. Rev. Bonds (Pinnacle Living), Series 2017-C, 5.00% 6/1/2052	5,000	4,636
Small Business Fncg. Auth., Residential Care Facs. Rev. and Rev. Ref. Bonds (LifeSpire of Virginia), Series 2021, 3.00% 12/1/2026	235	225
Small Business Fncg. Auth., Residential Care Facs. Rev. and Rev. Ref. Bonds (LifeSpire of Virginia), Series 2021, 4.00% 12/1/2036	1,710	1,622
Small Business Fncg. Auth., Residential Care Facs. Rev. and Rev. Ref. Bonds (LifeSpire of Virginia), Series 2021, 4.00% 12/1/2041	2,720	2,378
Small Business Fncg. Auth., Residential Care Facs. Rev. and Rev. Ref. Bonds (LifeSpire of Virginia), Series 2021, 4.00% 12/1/2051	9,975	7,843
Small Business Fncg. Auth., Rev. Bonds (National Senior Campuses, Inc. Obligated Group), Series 2020-A, 5.00% 1/1/2026	1,725	1,758
Small Business Fncg. Auth., Rev. Bonds (National Senior Campuses, Inc. Obligated Group), Series 2020-A, 5.00% 1/1/2027	500	515
Small Business Fncg. Auth., Rev. Bonds (National Senior Campuses, Inc. Obligated Group), Series 2020-A, 5.00% 1/1/2033	1,665	1,772
Small Business Fncg. Auth., Rev. Bonds (National Senior Campuses, Inc. Obligated Group), Series 2020-A, 5.00% 1/1/2034	1,325	1,408
Small Business Fncg. Auth., Rev. Bonds (National Senior Campuses, Inc. Obligated Group), Series 2020-A, 5.00% 1/1/2035	1,610	1,706
Small Business Fncg. Auth., Rev. Bonds (National Senior Campuses, Inc. Obligated Group), Series 2020-A, 4.00% 1/1/2037	2,370	2,328
Small Business Fncg. Auth., Rev. Bonds (National Senior Campuses, Inc. Obligated Group), Series 2020-A, 4.00% 1/1/2038	5,000	4,893
Small Business Fncg. Auth., Rev. Bonds (National Senior Campuses, Inc. Obligated Group), Series 2020-A, 4.00% 1/1/2045	22,410	20,748
Small Business Fncg. Auth., Rev. Bonds (National Senior Campuses, Inc. Obligated Group), Series 2020-A, 4.00% 1/1/2051	23,855	21,235
City of Spotsylvania, Water and Sewer System Rev. Ref. Bonds, Series 2015, 5.00% 6/1/2026	2,000	2,056
Upper Occoquan Sewage Auth., Regional Sewerage System Rev. Ref. Bonds, Series 2014, 5.00% 7/1/2028	5,000	5,152
Virginia Beach Dev. Auth., Residential Care Fac. Rev. Bonds (Westminster-Canterbury on Chesapeake Bay), Series 2023-B-3, 5.375% 9/1/2029	7,805	8,042
Virginia Beach Dev. Auth., Residential Care Fac. Rev. Bonds (Westminster-Canterbury on Chesapeake Bay), Series 2023-B-2, 5.75% 9/1/2030	2,000	2,060
Western Virginia Regional Jail Auth., Regional Jail Fac. Rev. Ref. Bonds, Series 2015, 5.00% 12/1/2025	1,115	1,153
City of Winchester, Industrial Dev. Auth., Hospital Rev. Ref. Bonds (Valley Health System Obligated Group), Series 2015, 5.00% 1/1/2035	1,000	1,031
County of Wise, Industrial Dev. Auth., Solid Waste and Sewage Disposal Rev. Bonds (Virginia Electric and Power Co. Project), Series 2009-A, 0.75% 10/1/2040 (put 9/2/2025)	12,875	12,005
		<u>432,339</u>
Washington 2.34%		
Bethel School Dist. No. 403, Unlimited Tax G.O. Rev. Ref. Bonds, Series 2020, 4.00% 12/1/2025	420	429
Central Puget Sound Regional Transit Auth., Sales Tax and Motor Vehicle Excise Tax Improvement and Rev. Ref. Green Bonds, Series 2021-S-1, 3.00% 11/1/2036	13,500	12,835
Central Puget Sound Regional Transit Auth., Sales Tax and Motor Vehicle Excise Tax Improvement and Rev. Ref. Green Bonds, Series 2021-S-1, 4.00% 11/1/2046	4,000	4,014
Central Puget Sound Regional Transit Auth., Sales Tax Improvement and Rev. Ref. Green Bonds, Series 2015-S-1, 5.00% 11/1/2045 (preref. 11/1/2025)	5,000	5,184
Central Puget Sound Regional Transit Auth., Sales Tax Improvement and Rev. Ref. Green Bonds, Series 2015-S-1, 5.00% 11/1/2050 (preref. 11/1/2025)	14,000	14,515
Convention Center Public Facs. Dist., Lodging Tax Bonds, Series 2010-B, 5.00% 7/1/2043	6,200	6,414
Convention Center Public Facs. Dist., Lodging Tax Bonds, Series 2010-B, 5.00% 7/1/2048	4,000	4,122
Convention Center Public Facs. Dist., Lodging Tax Bonds, Series 2018, 4.00% 7/1/2058	5,230	4,786
Convention Center Public Facs. Dist., Lodging Tax Bonds, Series 2018, 5.00% 7/1/2058	11,000	11,281
Energy Northwest, Electric Rev. and Rev. Ref. Bonds (Columbia Generating Station), Series 2023-A, 5.00% 7/1/2038	12,365	14,336

The Tax-Exempt Bond Fund of America (continued)

Bonds, notes & other debt instruments (continued)

	Principal amount (000)	Value (000)
Washington (continued)		
Energy Northwest, Electric Rev. Ref. Bonds (Project No. 3), Series 2015-C, 5.00% 7/1/2026	USD1,500	\$ 1,544
Town of Erie, Westerly Metropolitan Dist. No. 4, Limited Tax G.O. Bonds, Convertible Capital Appreciation Bonds, Series 2021-A-2, 4.00% 12/1/2045 ²	1,200	1,141
G.O. Bonds, Series 2017-A, 5.00% 8/1/2036	5,000	5,219
G.O. Bonds, Series 2017-A, 5.00% 8/1/2037	2,500	2,602
G.O. Bonds, Series 2022-A, 5.00% 8/1/2039	22,830	25,806
G.O. Bonds, Series 2016-A-1, 5.00% 8/1/2040	4,750	4,838
G.O. Bonds, Series 2018-C, 5.00% 2/1/2041	2,000	2,123
G.O. Bonds, Series 2018-A, 5.00% 8/1/2041	780	820
G.O. Bonds, Series 2018-A, 5.00% 8/1/2042	4,000	4,196
G.O. Bonds, Series 2023-A, 5.00% 8/1/2044	4,000	4,466
G.O. Bonds, Series 2024-A, 5.00% 8/1/2046	21,690	24,305
G.O. Rev. Ref. Bonds, Series 2018-R-D, 5.00% 8/1/2035	3,000	3,206
County of Grant Public Utility Dist. No. 2, Rev. Ref. Bonds (Priest Rapids Hydroelectric Project), Series 2023-A, 5.00% 1/1/2039	1,000	1,129
County of Grant, Public Utility Dist. No. 2, Electric System Rev. Ref. Bonds, Series 2017-O, 5.00% 1/1/2042	1,200	1,271
County of Grant, Public Utility Dist. No. 2, Electric System Rev. Ref. Bonds, Series 2020-R, 2.00% 1/1/2044 (put 12/1/2025)	1,500	1,470
Health Care Facs. Auth., Rev. Bonds (CommonSpirit Health), Series 2019-B-2, 5.00% 8/1/2049 (put 8/1/2025)	5,000	5,071
Health Care Facs. Auth., Rev. Bonds (Fred Hutchinson Cancer Research Center), Series 2015, 5.00% 1/1/2026 (preref. 7/1/2025)	1,500	1,538
Health Care Facs. Auth., Rev. Bonds (Fred Hutchinson Cancer Research Center), Series 2015, 5.00% 1/1/2027 (preref. 7/1/2025)	1,000	1,026
Health Care Facs. Auth., Rev. Bonds (Multicare Health System), Series 2015-A, 5.00% 8/15/2033	2,480	2,524
Health Care Facs. Auth., Rev. Bonds (Multicare Health System), Series 2017-B, 5.00% 8/15/2037	2,500	2,596
Health Care Facs. Auth., Rev. Bonds (Multicare Health System), Series 2017-B, 4.00% 8/15/2041	5,000	4,862
Health Care Facs. Auth., Rev. Bonds (Providence Health & Services), Series 2015-A, 4.00% 10/1/2045	505	460
Health Care Facs. Auth., Rev. Bonds (Providence St. Joseph Health), Series 2014-D, 5.00% 10/1/2041	9,480	9,402
Health Care Facs. Auth., Rev. Bonds (Providence St. Joseph Health), Series 2014-C, 5.00% 10/1/2044	19,155	19,251
Health Care Facs. Auth., Rev. Bonds (Providence St. Joseph Health), Series 2014-C, 5.00% 10/1/2044 (preref. 10/1/2024)	6,765	6,834
Health Care Facs. Auth., Rev. Bonds (Seattle Cancer Care Alliance), Series 2021, 4.00% 12/1/2040 ²	1,790	1,753
Health Care Facs. Auth., Rev. Bonds (Seattle Children's Hospital), Series 2017-A, 5.00% 10/1/2047	5,315	5,432
Health Care Facs. Auth., Rev. Bonds (Virginia Mason Medical Center), Series 2017, 5.00% 8/15/2032	3,825	3,964
Health Care Facs. Auth., Rev. Bonds (Virginia Mason Medical Center), Series 2017, 5.00% 8/15/2033	1,000	1,035
Health Care Facs. Auth., Rev. Bonds (Virginia Mason Medical Center), Series 2017, 5.00% 8/15/2036	2,965	3,045
Health Care Facs. Auth., Rev. Bonds (Virginia Mason Medical Center), Series 2017, 5.00% 8/15/2037	1,205	1,232
Health Care Facs. Auth., Rev. Bonds (Yakima Valley Memorial Hospital Assn.), Series 2016, 5.00% 12/1/2031 (preref. 12/1/2026)	4,625	4,886
Health Care Facs. Auth., Rev. Bonds (Yakima Valley Memorial Hospital Assn.), Series 2016, 5.00% 12/1/2036 (preref. 12/1/2026)	1,870	1,975
Health Care Facs. Auth., Rev. Bonds (Yakima Valley Memorial Hospital Assn.), Series 2016, 5.00% 12/1/2041 (preref. 12/1/2026)	1,645	1,738
Health Care Facs. Auth., Rev. Bonds (Yakima Valley Memorial Hospital Assn.), Series 2016, 5.00% 12/1/2046 (preref. 12/1/2026)	2,180	2,303
Health Care Facs. Auth., Rev. Ref. Bonds (Central Washington Health Services Assn.), Series 2015, 5.00% 7/1/2028	1,500	1,527
Health Care Facs. Auth., Rev. Ref. Bonds (Central Washington Health Services Assn.), Series 2015, 5.00% 7/1/2029	1,750	1,782
Health Care Facs. Auth., Rev. Ref. Bonds (Central Washington Health Services Assn.), Series 2015, 5.00% 7/1/2030	1,500	1,527
Health Care Facs. Auth., Rev. Ref. Bonds (PeaceHealth), Series 2014-A, 5.00% 11/15/2027 (preref. 5/15/2024)	795	799
Health Care Facs. Auth., Rev. Ref. Bonds (Providence St. Joseph Health), Series 2018-B, 5.00% 10/1/2029	1,700	1,804
Health Care Facs. Auth., Rev. Ref. Bonds (Providence St. Joseph Health), Series 2018-B, 5.00% 10/1/2033	3,000	3,180
Health Care Facs. Auth., Rev. Ref. Bonds (Seattle Children's Hospital), Series 2015-B, 5.00% 10/1/2038	7,000	7,713
Housing Fin. Commission, Multi Family Housing Rev. Bonds (Grata at Totem Lake Apartments Project), Series 2022-B, 2.25% 9/1/2025 (put 3/1/2025)	3,925	3,849
Housing Fin. Commission, Municipal Certs., Series 2021-1, Class X, interest only, 0.725% 12/20/2035 ⁷	12,665	580
Housing Fin. Commission, Municipal Certs., Series 2021-1, 3.50% 12/20/2035	43,011	40,538
Housing Fin. Commission, Municipal Certs., Series 2023-1, 1.492% 4/20/2037 ¹	45,661	5,086
Housing Fin. Commission, Municipal Certs., Series 2023-1, 3.375% 4/20/2037	45,582	40,439
Housing Fin. Commission, Nonprofit Housing Rev. and Rev. Ref. Bonds (Emerald Heights Project), Series 2023-A, 5.00% 7/1/2024	355	356
Housing Fin. Commission, Nonprofit Housing Rev. and Rev. Ref. Bonds (Emerald Heights Project), Series 2023-A, 5.00% 7/1/2025	350	355

The Tax-Exempt Bond Fund of America (continued)

Bonds, notes & other debt instruments (continued)	Principal amount (000)	Value (000)
Washington (continued)		
Housing Fin. Commission, Nonprofit Housing Rev. and Rev. Ref. Bonds (Emerald Heights Project), Series 2023-A, 5.00% 7/1/2026	USD290	\$ 298
Housing Fin. Commission, Nonprofit Housing Rev. and Rev. Ref. Bonds (Emerald Heights Project), Series 2023-B-1, 4.75% 7/1/2027	290	290
Housing Fin. Commission, Nonprofit Housing Rev. and Rev. Ref. Bonds (Emerald Heights Project), Series 2023-A, 5.00% 7/1/2027	355	370
Housing Fin. Commission, Nonprofit Housing Rev. and Rev. Ref. Bonds (Emerald Heights Project), Series 2023-A, 5.00% 7/1/2038	1,590	1,676
Housing Fin. Commission, Nonprofit Housing Rev. and Rev. Ref. Bonds (Emerald Heights Project), Series 2023-A, 5.00% 7/1/2043	2,225	2,291
Housing Fin. Commission, Nonprofit Housing Rev. and Rev. Ref. Bonds (Horizon House Project), Series 2017, 5.00% 1/1/2025 ²	240	239
Housing Fin. Commission, Nonprofit Housing Rev. and Rev. Ref. Bonds (Horizon House Project), Series 2017, 5.00% 1/1/2027 ²	110	109
Housing Fin. Commission, Nonprofit Housing Rev. and Rev. Ref. Bonds (Horizon House Project), Series 2017, 5.00% 1/1/2028 ²	250	245
Housing Fin. Commission, Nonprofit Housing Rev. and Rev. Ref. Bonds (Horizon House Project), Series 2017, 5.00% 1/1/2029 ²	160	156
Housing Fin. Commission, Nonprofit Housing Rev. Ref. Bonds (Horizon House Project), Series 2017, 5.00% 1/1/2038 ²	2,300	2,073
Housing Fin. Commission, Nonprofit Housing Rev. Ref. Bonds (Horizon House Project), Series 2017, 5.00% 1/1/2043 ²	3,400	2,885
Housing Fin. Commission, Nonprofit Housing Rev. Ref. Bonds (Horizon House Project), Series 2017, 5.00% 1/1/2048 ²	2,820	2,278
Housing Fin. Commission, Single Family Program Bonds, Series 2015-1-N, 3.45% 12/1/2030	975	973
Housing Fin. Commission, Single Family Program Bonds, Series 2020-1-N, 2.45% 12/1/2035	1,400	1,200
Housing Fin. Commission, Single Family Program Bonds, Series 2020-1-N, 2.65% 12/1/2040	1,750	1,469
Housing Fin. Commission, Single Family Program Bonds, Series 2020-1-N, 2.80% 12/1/2043	975	777
Housing Fin. Commission, Single Family Program Bonds, Series 2017-2-N, 3.50% 6/1/2047	1,200	1,189
Housing Fin. Commission, Single Family Program Bonds, Series 2017-1-N, 4.00% 12/1/2047	225	224
Housing Fin. Commission, Single Family Program Bonds, Series 2018-1-N, 4.00% 12/1/2048	2,385	2,379
Housing Fin. Commission, Single Family Program Bonds, Series 2019-1-N, 4.00% 6/1/2049	4,040	4,030
Housing Fin. Commission, Single Family Program Bonds, Series 2021-1-N, 3.00% 12/1/2049	5,305	5,138
Housing Fin. Commission, Single Family Program Bonds, Series 2021-2-N, 3.00% 6/1/2051	5,460	5,255
Housing Fin. Commission, Single Family Program Rev. Ref. Bonds, Series 2022-1-N, 5.00% 12/1/2052	3,590	3,733
Kalispel Tribe of Indians, Priority Distribution Payment Bonds, Series 2018-A, 5.00% 1/1/2032 ²	8,875	9,183
Kelso School Dist. No. 458, G.O. Bonds, Series 2019, 4.00% 12/1/2038	1,680	1,718
County of King, Convention Center Public Facs. Dist., Lodging Tax Rev. Ref. Bonds, Series 2021-B, 3.00% 7/1/2043 ²	40,335	33,043
County of King, Convention Center Public Facs. Dist., Lodging Tax Rev. Ref. Bonds, Series 2021-B, 3.00% 7/1/2048 ²	18,345	14,151
County of King, Convention Center Public Facs. Dist., Lodging Tax Rev. Ref. Bonds, Series 2021-B, 3.00% 7/1/2058 ²	22,180	15,819
County of King, Convention Center Public Facs. Dist., Lodging Tax Rev. Ref. Bonds, Series 2021-B, 3.00% 7/1/2058 ²	10,375	7,001
County of King, Convention Center Public Facs. Dist., Lodging Tax Rev. Ref. Bonds, Series 2021-B, 4.00% 7/1/2058 ²	4,740	4,157
County of King, Sewer Rev. Ref. Bonds, Series 2015, 5.00% 7/1/2040 (preref. 1/1/2025)	2,550	2,595
Motor Vehicle Fuel Tax G.O. Bonds, Series 2017-B, 5.00% 8/1/2036	2,500	2,609
Motor Vehicle Fuel Tax G.O. Bonds, Series 2017-B, 5.00% 8/1/2040	2,500	2,588
City of Seattle, Housing Auth., Rev. and Rev. Ref. Bonds (Northgate Plaza Project), Series 2021, 1.00% 6/1/2026	2,040	1,908
City of Seattle, Housing Auth., Rev. Bonds (Lam Bow Apartments Project), Series 2021, 1.25% 6/1/2024	300	298
City of Seattle, Municipal Light and Power Improvement Rev. Bonds, Series 2018-A, 4.00% 1/1/2040	10,890	11,069
City of Seattle, Municipal Light and Power Rev. Bonds, Series 2015-A, 4.00% 5/1/2033 (preref. 5/1/2025)	4,965	5,027
City of Seattle, Municipal Light and Power Rev. Bonds, Series 2015-A, 4.00% 5/1/2034 (preref. 5/1/2025)	2,145	2,172
City of Seattle, Municipal Light and Power Rev. Bonds, Series 2015-A, 4.00% 5/1/2035 (preref. 5/1/2025)	5,160	5,225
City of Seattle, Water System Improvement and Rev. Ref. Bonds, Series 2021, 5.00% 8/1/2025	3,770	3,890
County of Snohomish, Public Utility Dist. No. 1, Electric System Rev. Bonds, Series 2021-A, 5.00% 12/1/2051	15,270	16,466
City of Tacoma, Electric System Rev. Green Bonds, Series 2024-A, 5.00% 1/1/2049	1,000	1,089
City of Tacoma, Electric System Rev. Green Bonds, Series 2024-A, 5.00% 1/1/2054	3,000	3,245

The Tax-Exempt Bond Fund of America (continued)

Bonds, notes & other debt instruments (continued)

	Principal amount (000)	Value (000)
Washington (continued)		
City of Tacoma, Water System Rev. and Rev. Ref. Bonds, Series 2013, 4.00% 12/1/2041	USD5,000	\$ 5,009
Tacoma School Dist. No. 10, Unlimited Tax G.O. Bonds, Series 2020-B, 4.00% 12/1/2041	3,205	3,248
Various Purpose G.O. Rev. Ref. Bonds, Series 2022-R-C, 4.00% 7/1/2026	10,000	10,297
		<u>553,598</u>
West Virginia 0.26%		
Econ. Dev. Auth., Solid Waste Disposal Facs. Rev. Ref. Bonds (Appalachian Power Co. - Amos Project), Series 2015-A, 2.55% 3/1/2040 (put 4/1/2024)	9,250	9,221
Hospital Fin. Auth., Hospital Rev. and Improvement Bonds (West Virginia University Health System Obligated Group), Series 2023-A, 5.00% 6/1/2038	950	1,053
Hospital Fin. Auth., Hospital Rev. and Improvement Bonds (West Virginia University Health System Obligated Group), Series 2023-A, 4.125% 6/1/2042	7,250	7,393
Hospital Fin. Auth., Hospital Rev. and Improvement Bonds (West Virginia University Health System Obligated Group), Series 2023-A, 4.375% 6/1/2053	7,000	7,129
Hospital Fin. Auth., Hospital Rev. Ref. and Improvement Bonds (West Virginia University Health System Obligated Group), Series 2018-A, 5.00% 6/1/2052	1,000	1,033
Hospital Fin. Auth., Hospital Rev. Ref. and Improvement Rev. Bonds (Cabell Huntington Hospital Obligated Group), Series 2018-A, 4.00% 1/1/2038	1,375	1,282
Hospital Fin. Auth., Hospital Rev. Ref. and Improvement Rev. Bonds (Vandalia Health Group), Series 2023-B, 5.75% 9/1/2043	5,250	5,850
Hospital Fin. Auth., Hospital Rev. Ref. and Improvement Rev. Bonds (Vandalia Health Group), Series 2023-B, 6.00% 9/1/2048	5,330	6,179
Hospital Fin. Auth., Hospital Rev. Ref. and Improvement Rev. Bonds (Vandalia Health Group), Series 2023-B, 6.00% 9/1/2053	10,290	11,819
Parkways Auth., Turnpike Toll Rev. Bonds, Series 2021, 5.00% 6/1/2038	2,175	2,435
Parkways Auth., Turnpike Toll Rev. Bonds, Series 2018, 5.00% 6/1/2043	975	1,029
Parkways Auth., Turnpike Toll Rev. Bonds, Series 2021, 5.00% 6/1/2047	6,000	6,497
		<u>60,920</u>
Wisconsin 1.74%		
G.O. Bonds, Series 2021-A, 5.00% 5/1/2025	2,000	2,052
G.O. Bonds, Series 2016-A, 5.00% 5/1/2032 (preref. 5/1/2025)	1,000	1,025
G.O. Bonds, Series 2021-B, 4.00% 5/1/2039	1,000	1,026
G.O. Rev. Ref. Bonds, Series 2015-4, 5.00% 5/1/2026	2,500	2,537
Health and Educational Facs. Auth., Rev. Bonds (Agnesian HealthCare, Inc.), Series 2017, 5.00% 7/1/2042	3,380	3,482
Health and Educational Facs. Auth., Rev. Bonds (Agnesian HealthCare, Inc.), Series 2017, 4.00% 7/1/2047	2,500	2,418
Health and Educational Facs. Auth., Rev. Bonds (Ascension Health Senior Credit Group), Series 2016-A, 5.00% 11/15/2036	2,270	2,329
Health and Educational Facs. Auth., Rev. Bonds (Ascension Health Senior Credit Group), Series 2016-A, 4.00% 11/15/2046 (preref. 5/15/2026)	1,670	1,705
Health and Educational Facs. Auth., Rev. Bonds (Aspirus, Inc. Obligated Group), Series 2021, 5.00% 8/15/2038	2,900	3,106
Health and Educational Facs. Auth., Rev. Bonds (Aspirus, Inc. Obligated Group), Series 2021, 5.00% 8/15/2039	2,500	2,660
Health and Educational Facs. Auth., Rev. Bonds (Bellin Memorial Hospital, Inc.), Series 2022-A, 5.50% 12/1/2052	3,685	4,048
Health and Educational Facs. Auth., Rev. Bonds (Beloit Health System, Inc.), Series 2016, 5.00% 7/1/2041	1,590	1,623
Health and Educational Facs. Auth., Rev. Bonds (Marshfield Clinic Health System, Inc.), Series 2020-A, Assured Guaranty Municipal insured, 4.00% 2/15/2034	1,360	1,398
Health and Educational Facs. Auth., Rev. Bonds (Marshfield Clinic Health System, Inc.), Series 2020-A, Assured Guaranty Municipal insured, 4.00% 2/15/2035	1,000	1,025
Health and Educational Facs. Auth., Rev. Bonds (Marshfield Clinic Health System, Inc.), Series 2016-B, 5.00% 2/15/2046	2,500	2,442
Health and Educational Facs. Auth., Rev. Bonds (Marshfield Clinic Health System, Inc.), Series 2020-B, 5.00% 2/15/2051 (put 2/15/2027)	4,035	4,161
Health and Educational Facs. Auth., Rev. Bonds (Marshfield Clinic Health System, Inc.), Series 2020-B, 5.00% 2/15/2052 (put 2/15/2025)	3,445	3,458
Health and Educational Facs. Auth., Rev. Bonds (Milwaukee Regional Medical Center Thermal Service, Inc.), Series 2018, 5.00% 4/1/2036	3,870	4,128
Health and Educational Facs. Auth., Rev. Bonds (Milwaukee Regional Medical Center Thermal Service, Inc.), Series 2018, 5.00% 4/1/2037	3,500	3,710
Health and Educational Facs. Auth., Rev. Bonds (Milwaukee Regional Medical Center Thermal Service, Inc.), Series 2018, 5.00% 4/1/2044	29,700	30,806

The Tax-Exempt Bond Fund of America (continued)

Bonds, notes & other debt instruments (continued)	Principal amount (000)	Value (000)
Wisconsin (continued)		
Health and Educational Facs. Auth., Rev. Bonds (Milwaukee Regional Medical Center Utility and Infrastructure Obligated Group), Series 2022-A, 5.00% 4/1/2029	USD500	\$ 551
Health and Educational Facs. Auth., Rev. Bonds (Milwaukee Regional Medical Center Utility and Infrastructure Obligated Group), Series 2022-A, 5.00% 4/1/2031	500	569
Health and Educational Facs. Auth., Rev. Bonds (Milwaukee Regional Medical Center Utility and Infrastructure Obligated Group), Series 2022-A, 5.00% 4/1/2042	5,000	5,391
Health and Educational Facs. Auth., Rev. Bonds (Milwaukee Regional Medical Center Utility and Infrastructure Obligated Group), Series 2022-A, 5.00% 4/1/2052	10,250	10,812
Health and Educational Facs. Auth., Rev. Ref. Bonds (ProHealth Care, Inc. Obligated Group), Series 2015, 5.00% 8/15/2031	460	462
Health and Educational Facs. Auth., Rev. Ref. Bonds (ProHealth Care, Inc. Obligated Group), Series 2015, 5.00% 8/15/2033	500	502
Health and Educational Facs. Auth., Rev. Ref. Bonds (ProHealth Care, Inc. Obligated Group), Series 2015, 5.00% 8/15/2039	12,000	12,005
Health and Educational Facs. Auth., Rev. Ref. Bonds (The Monroe Clinic, Inc.), Series 2016, 4.00% 2/15/2031 (preref. 8/15/2025)	450	454
Health and Educational Facs. Auth., Rev. Ref. Bonds (ThedaCare, Inc.), Series 2015, 5.00% 12/15/2039	920	930
Housing and Econ. Dev. Auth., Home Ownership Mortgage Rev. Bonds, Series 2017-A, 2.69% 7/1/2047	4,418	3,923
Housing and Econ. Dev. Auth., Home Ownership Rev. Bonds, Series 2018-D, 4.00% 3/1/2047	6,095	6,078
Housing and Econ. Dev. Auth., Home Ownership Rev. Bonds, Series 2017-C, 4.00% 3/1/2048	3,650	3,638
Housing and Econ. Dev. Auth., Home Ownership Rev. Bonds, Series 2018-B, 4.00% 3/1/2048	7,095	7,072
Housing and Econ. Dev. Auth., Home Ownership Rev. Bonds, Series 2019-A, 4.25% 3/1/2049	13,435	13,485
Housing and Econ. Dev. Auth., Home Ownership Rev. Bonds, Series 2019-C, 3.75% 3/1/2050	19,970	19,790
Housing and Econ. Dev. Auth., Home Ownership Rev. Bonds, Series 2020-A, 3.50% 9/1/2050	7,200	7,087
Housing and Econ. Dev. Auth., Home Ownership Rev. Bonds, Series 2021-A, 3.00% 3/1/2052	2,985	2,885
Housing and Econ. Dev. Auth., Home Ownership Rev. Bonds, Series 2021-C, 3.00% 9/1/2052	2,600	2,511
Housing and Econ. Dev. Auth., Home Ownership Rev. Bonds, Series 2023-A, 6.00% 3/1/2054	7,975	8,806
Housing and Econ. Dev. Auth., Housing Rev. Bonds, Series 2021-B, 0.50% 11/1/2050 (put 11/1/2024)	560	542
Public Fin. Auth., Health Care Facs. Rev. Bonds (Appalachian Regional Healthcare System Obligated Group), Series 2021-A, 5.00% 7/1/2040	1,000	1,020
Public Fin. Auth., Health Care Facs. Rev. Bonds (Appalachian Regional Healthcare System Obligated Group), Series 2021-A, 4.00% 7/1/2046	1,380	1,147
Public Fin. Auth., Health Care Facs. Rev. Bonds (Appalachian Regional Healthcare System Obligated Group), Series 2021-A, 4.00% 7/1/2051	2,925	2,299
Public Fin. Auth., Health Care Facs. Rev. Bonds (Appalachian Regional Healthcare System Obligated Group), Series 2021-A, 4.00% 7/1/2056	3,710	2,842
Public Fin. Auth., Health Care System Rev. Bonds (Cone Health), Series 2022-A, 4.00% 10/1/2052	15,000	14,453
Public Fin. Auth., Health Care System Rev. Bonds (Cone Health), Series 2022-A, 5.00% 10/1/2052	7,500	7,898
Public Fin. Auth., Hospital Rev. Bonds (Renown Regional Medical Center Project), Series 2020-A, Assured Guaranty Municipal insured, 3.00% 6/1/2045	32,000	25,810
Public Fin. Auth., Hospital Rev. Bonds (WakeMed), Series 2019-A, 5.00% 10/1/2044	3,000	3,128
Public Fin. Auth., Hospital Rev. Ref. Bonds (Renown Regional Medical Center Project), Series 2016-A, 5.00% 6/1/2031	3,115	3,208
Public Fin. Auth., Hospital Rev. Ref. Bonds (Renown Regional Medical Center Project), Series 2016-A, 5.00% 6/1/2032	3,250	3,346
Public Fin. Auth., Hospital Rev. Ref. Bonds (Renown Regional Medical Center Project), Series 2016-A, 5.00% 6/1/2040	11,585	11,821
Public Fin. Auth., Lease Dev. Rev. Bonds, Series 2016, Assured Guaranty Municipal insured, 5.00% 3/1/2041	4,850	4,944
Public Fin. Auth., Pollution Control Rev. Bonds (Duke Energy Progress Project), Series 2022-A-2, 3.70% 10/1/2046 (put 10/1/2030)	24,060	24,435
Public Fin. Auth., Pooled Charter School Certs., Series 2023-1, 5.75% 7/1/2062	2,000	2,076
Public Fin. Auth., Project Rev. Bonds (CFP3 - Eastern Michigan University Student Housing Project), Series 2022-A-1, BAM insured, 5.25% 7/1/2034	370	431
Public Fin. Auth., Project Rev. Bonds (CFP3 - Eastern Michigan University Student Housing Project), Series 2022-A-1, BAM insured, 5.25% 7/1/2042	7,000	7,768
Public Fin. Auth., Project Rev. Bonds (CFP3 - Eastern Michigan University Student Housing Project), Series 2022-A-1, BAM insured, 5.375% 7/1/2047	5,635	6,210
Public Fin. Auth., Project Rev. Bonds (CFP3 - Eastern Michigan University Student Housing Project), Series 2022-A-1, BAM insured, 5.50% 7/1/2052	2,425	2,676

The Tax-Exempt Bond Fund of America (continued)

Bonds, notes & other debt instruments (continued)	Principal amount (000)	Value (000)
Wisconsin (continued)		
Public Fin. Auth., Project Rev. Bonds (CFP3 - Eastern Michigan University Student Housing Project), Series 2022-A-1, BAM insured, 5.625% 7/1/2055	USD4,130	\$ 4,597
Public Fin. Auth., Retirement Community Rev. Bonds (Evergreens Obligated Group), Series 2019-A, 5.00% 11/15/2044	1,230	1,266
Public Fin. Auth., Retirement Community Rev. Bonds (Evergreens Obligated Group), Series 2019-A, 5.00% 11/15/2049	1,400	1,426
Public Fin. Auth., Retirement Community Rev. Bonds (Lifespace Communities, Inc.), Series 2020-A, 5.00% 11/15/2041	6,875	7,172
Public Fin. Auth., Retirement Facs. First Mortgage Rev. and Rev. Ref. Bonds (The United Methodist Retirement Homes), Series 2021-A, 4.00% 10/1/2051	1,000	796
Public Fin. Auth., Retirement Facs. Rev. Bonds (Friends Homes), Series 2019, 4.00% 9/1/2024 ²	320	319
Public Fin. Auth., Retirement Facs. Rev. Bonds (Friends Homes), Series 2019, 5.00% 9/1/2054 ²	1,500	1,325
Public Fin. Auth., Retirement Facs. Rev. Bonds (Givens Estates), Series 2021, 4.00% 12/1/2041	3,275	3,033
Public Fin. Auth., Retirement Facs. Rev. Bonds (Givens Estates), Series 2021, 4.00% 12/1/2051	14,675	12,491
Public Fin. Auth., Rev. Bonds (Bayhealth Medical Center Project), Series 2021-A, 3.00% 7/1/2050	13,515	10,022
Public Fin. Auth., Rev. Bonds (Bayhealth Medical Center Project), Series 2021-A, BAM insured, 3.00% 7/1/2050	5,550	4,248
Public Fin. Auth., Rev. Bonds (The Obligated Group of National Senior Communities, Inc.), Series 2022, 4.00% 1/1/2035	1,190	1,191
Public Fin. Auth., Rev. Bonds (The Obligated Group of National Senior Communities, Inc.), Series 2022, 4.00% 1/1/2036	1,240	1,227
Public Fin. Auth., Rev. Bonds (The Obligated Group of National Senior Communities, Inc.), Series 2022, 4.00% 1/1/2037	1,290	1,260
Public Fin. Auth., Rev. Bonds (The Obligated Group of National Senior Communities, Inc.), Series 2022, 4.00% 1/1/2042	3,050	2,825
Public Fin. Auth., Rev. Bonds (The Obligated Group of National Senior Communities, Inc.), Series 2022, 4.00% 1/1/2047	3,850	3,411
Public Fin. Auth., Rev. Bonds (The Obligated Group of National Senior Communities, Inc.), Series 2022, 4.00% 1/1/2052	1,650	1,415
Public Fin. Auth., Rev. Ref. Bonds (Roseman University of Health Sciences Project), Series 2022, 4.00% 4/1/2042 ²	2,050	1,706
Public Fin. Auth., Senior Living Rev. Ref. Bonds (Fellowship Senior Living Project), Series 2019-A, 5.00% 1/1/2035	1,000	1,004
Public Fin. Auth., Senior Living Rev. Ref. Bonds (Fellowship Senior Living Project), Series 2019-A, 4.00% 1/1/2046	1,000	797
Public Fin. Auth., Social Rev. Bonds (The Carmelite System, Inc. Obligated Group), Series 2020, 5.00% 1/1/2040	3,975	3,983
Public Fin. Auth., Social Rev. Bonds (The Carmelite System, Inc. Obligated Group), Series 2020, 5.00% 1/1/2045	1,530	1,489
Public Fin. Auth., Student Housing Rev. Bonds (Beyond Boone, LLC - Appalachian State University Project), Series 2020-A, Assured Guaranty Municipal insured, 4.00% 7/1/2050	1,000	959
Public Fin. Auth., Student Housing Rev. Bonds (Beyond Boone, LLC - Appalachian State University Project), Series 2020-A, Assured Guaranty Municipal insured, 4.00% 7/1/2055	1,250	1,180
Public Fin. Auth., Student Housing Rev. Bonds (Beyond Boone, LLC - Appalachian State University Project), Series 2019-A, Assured Guaranty Municipal insured, 5.00% 7/1/2058	2,000	2,048
Public Fin. Auth., Student Housing Rev. Bonds (CHF-Cullowhee, LLC - Western Carolina University Project), Series 2015, 5.25% 7/1/2047	1,000	983
Public Fin. Auth., Student Housing Rev. Bonds (CHF-Manoa, LLC UH Residences for Graduate Students), Series 2023-A, 5.25% 7/1/2038 ²	1,335	1,426
Public Fin. Auth., Student Housing Rev. Bonds (CHF-Manoa, LLC UH Residences for Graduate Students), Series 2023-A, 5.50% 7/1/2043 ²	1,920	2,040
Public Fin. Auth., Student Housing Rev. Bonds (CHF-Manoa, LLC UH Residences for Graduate Students), Series 2023-A, 5.75% 7/1/2053 ²	2,075	2,202
Public Fin. Auth., Student Housing Rev. Bonds (CHF-Wilmington, LLC - University of North Carolina Project), Series 2018, Assured Guaranty Municipal insured, 5.00% 7/1/2058	11,250	11,547
Public Fin. Auth., Student Housing Rev. Bonds (NC A&T Real Estate Foundation, LLC Project), Series 2019-B, 5.00% 6/1/2034	1,125	1,161
Public Fin. Auth., Student Housing Rev. Green Bonds (University of Hawaii Foundation Project), Series 2021-A-1, 4.00% 7/1/2061 ²	1,080	848
University of Wisconsin, Hospitals and Clinics Auth., Rev. Green Bonds, Series 2021-B, 4.00% 4/1/2051	8,500	8,108
		<u>411,649</u>

Wyoming 0.05%

Community Dev. Auth., Housing Rev. Bonds, Series 2015-3, 3.00% 12/1/2044	15	15
Community Dev. Auth., Housing Rev. Bonds, Series 2015-6, 4.00% 6/1/2045	150	150
Community Dev. Auth., Housing Rev. Bonds, Series 2017-5, 4.00% 12/1/2046	1,385	1,380
Community Dev. Auth., Housing Rev. Bonds, Series 2020-2, 3.00% 6/1/2049	5,865	5,689

The Tax-Exempt Bond Fund of America (continued)

Bonds, notes & other debt instruments (continued)	Principal amount (000)	Value (000)
Wyoming (continued)		
Community Dev. Auth., Housing Rev. Bonds, Series 2021-3, 3.00% 6/1/2050	USD1,305	\$ 1,271
Community Dev. Auth., Housing Rev. Bonds, Series 2020-1, 4.00% 12/1/2050	935	934
Community Dev. Auth., Housing Rev. Bonds, Series 2023-1, 5.75% 6/1/2053	1,730	1,840
		<u>11,279</u>
Total bonds, notes & other debt instruments (cost: \$22,472,849,000)		<u>21,789,229</u>

Short-term securities 7.26%

Municipals 5.37%

Freddie Mac, Multi Family Mortgage Certs., Series 2019-M-055, 4.76% 12/15/2028 ^{1,2}	17,090	17,090
State of Alaska, City of Valdez, Marine Terminal Rev. Ref. Bonds (Exxon Pipeline Co. Project), Series 1993-A, 3.20% 12/1/2033 ¹	2,000	2,000
State of Arizona, Industrial Dev. Auth., Hospital Rev. Ref. Bonds (Phoenix Children's Hospital), Series 2019-B, 3.14% 2/1/2048 ¹	24,000	24,000
State of Arizona, City of Phoenix, Industrial Dev. Auth., Health Care Facs. Rev. Bonds (Mayo Clinic), Series 2014-B, 3.10% 11/15/2052 ¹	9,400	9,400
State of Arizona, City of Phoenix, Industrial Dev. Auth., Health Care Facs. Rev. Bonds (Mayo Clinic), Series 2014-A, 3.13% 11/15/2052 ¹	18,300	18,300
State of California, City of Los Angeles, Tax and Rev. Anticipation Notes, Series 2023, 5.00% 6/27/2024	60,000	60,465
State of California, County of Los Angeles, Tax and Rev. Anticipation Notes, Series 2023, 5.00% 6/28/2024	15,000	15,117
State of California, County of Riverside, Tax and Rev. Anticipation Notes, Series 2023, 5.00% 6/28/2024	10,000	10,078
State of California, Regents of the University of California, General Rev. Bonds, Series 2013-AL-4, 2.85% 5/15/2048 ¹	1,400	1,400
State of Colorado, Education Loan Program, Tax and Rev. Anticipation Notes, Series 2023-B, 4.00% 6/28/2024	30,000	30,092
State of Colorado, Education Loan Program, Tax and Rev. Anticipation Notes, Series 2023-A, 5.00% 6/28/2024	25,000	25,169
State of District of Columbia, Water and Sewer Auth., Public Utility Multimodal Rev. Bonds, Series 2014-B-1, 4.92% 10/1/2050 ¹	38,530	38,530
State of Florida, City of Gainesville, Utilities System Rev. Bonds, Series 2019-C, 3.21% 10/1/2047 ¹	22,660	22,660
State of Florida, Miami-Dade County School Dist., Tax Anticipation Notes, Series 2023, 5.00% 6/18/2024	25,000	25,153
State of Idaho, Health Facs. Auth., Hospital Rev. Bonds (CHE Trinity Health Credit Group), Series 2013-ID, 4.30% 12/1/2048 (put 2/1/2024) ⁸	7,670	7,672
State of Illinois, Fin. Auth., Demand Rev. Bonds (University of Chicago Medical Center), Series 2010-A, 3.18% 8/1/2044 ¹	22,595	22,595
State of Illinois, Fin. Auth., Demand Rev. Bonds (University of Chicago Medical Center), Series 2011-A, 3.18% 8/1/2044 ¹	26,635	26,635
State of Indiana, Fin. Auth., Environmental Rev. Ref. Bonds (Duke Energy Indiana, Inc. Project), Series 2009-A-3, 3.83% 12/1/2039 ¹	17,320	17,320
State of Indiana, Fin. Auth., Rev. Bonds (Ascension Health Senior Credit Group), Series 2008-E-8, 3.83% 11/15/2033 ¹	17,500	17,500
State of Louisiana, Parish of East Baton Rouge, Pollution Control Rev. Ref. Bonds (ExxonMobil Project), Series 2010-A, 3.13% 8/1/2035 ¹	1,085	1,085
State of Louisiana, Public Facs. Auth., Rev. Bonds (Air Products and Chemicals Project), Series 2008-A, 3.26% 8/1/2043 ¹	19,400	19,400
State of Louisiana, Public Facs. Auth., Rev. Bonds (Air Products and Chemicals Project), Series 2008-B, 3.40% 12/1/2043 ¹	7,300	7,300
State of Massachusetts, Massachusetts Bay Transportation Auth., General Transportation System Bonds, Series 2000-A, 3.76% 3/1/2030 ¹	15,775	15,775
State of Michigan, Fin. Auth., State Aid Rev. Notes, Series 2023-A, 5.00% 7/22/2024	24,000	24,187
State of Michigan, Fin. Auth., State Aid Rev. Notes, Series 2023-A, 5.00% 8/20/2024	2,500	2,523
State of Michigan, Strategic Fund, Demand Limited Obligation Rev. Bonds (Air Products and Chemicals, Inc. Project), Series 2007, 3.26% 12/1/2042 ¹	38,300	38,300
State of Michigan, Regents of the University of Michigan, Rev. IAM Commercial Paper, Series 2023, 3.50% 2/12/2024	26,460	26,460
State of Michigan, Regents of the University of Michigan, Rev. IAM Commercial Paper, Series 2023-B, 3.64% 3/6/2024	10,000	10,001
State of Minnesota, County of Hennepin, Housing and Redev. Auth., Multi Family Housing Rev. Bonds (Labor Retreat Project), Series 2023, 4.65% 10/1/2026 (put 10/1/2024) ⁸	660	661
State of Minnesota, City of Rochester, Health Care Facs. Rev. Bonds (Mayo Clinic), Series 2011-B, 3.90% 11/15/2038 ¹	20,000	20,000

The Tax-Exempt Bond Fund of America (continued)

Short-term securities (continued)	Principal amount (000)	Value (000)
Municipals (continued)		
State of Mississippi, Business Fin. Corp., Gulf Opportunity Zone Industrial Dev. Rev. Bonds (Chevron U.S.A., Inc. Project), Series 2007-D, 3.16% 12/1/2030 ¹	USD26,000	\$26,000
State of Mississippi, Business Fin. Corp., Gulf Opportunity Zone Industrial Dev. Rev. Bonds (Chevron U.S.A., Inc. Project), Series 2010-D, 3.67% 12/1/2030 ¹	14,980	14,980
State of Mississippi, Business Fin. Corp., Gulf Opportunity Zone Industrial Dev. Rev. Bonds (Chevron U.S.A., Inc. Project), Series 2011-F, 3.16% 11/1/2035 ¹	13,415	13,415
State of Mississippi, Business Fin. Corp., Port Fac. Rev. Ref. Bonds (Chevron U.S.A., Inc. Project), Series 2023, 3.16% 6/1/2043 ¹	7,065	7,065
State of Missouri, Health and Educational Facs. Auth., Demand Educational Facs. Rev. Bonds (Washington University), Series 2003-B, 3.45% 2/15/2033 ¹	2,500	2,500
State of Missouri, Health and Educational Facs. Auth., Demand Educational Facs. Rev. Bonds (Washington University), Series 2000-B, 3.00% 3/1/2040 ¹	4,300	4,300
State of New Jersey, County of Union, Pollution Control Fncg. Auth., Pollution Control Rev. Ref. Bonds (Exxon Project), Series 1994, 3.11% 7/1/2033 ¹	6,045	6,045
State of New York, Dormitory Auth., Rev. Bonds (Cornell University), Series 2019-B, 3.30% 7/1/2039 ¹	1,300	1,300
State of New York, New York City G.O. Bonds, Series 2005-E-3, 4.89% 8/1/2034 ¹	13,100	13,100
State of New York, New York City G.O. Bonds, Series 2010-G-4, 4.50% 3/1/2039 ¹	13,615	13,615
State of New York, New York City G.O. Bonds, Series 2021-2, 3.95% 4/1/2042 ¹	1,680	1,680
State of New York, New York City G.O. Bonds, Series 2021-3, 3.95% 4/1/2042 ¹	1,275	1,275
State of New York, New York City Municipal Water Fin. Auth., Water and Sewer System Rev. Bonds, Series 2000-C, 3.78% 6/15/2033 ¹	28,400	28,400
State of New York, New York City Municipal Water Fin. Auth., Water and Sewer System Second General Resolution Rev. Bonds, Series 2008-BB-2, 3.20% 6/15/2035 ¹	28,735	28,735
State of New York, New York City Municipal Water Fin. Auth., Water and Sewer System Second General Resolution Rev. Bonds, Series 2007-CC-1, 4.88% 6/15/2038 ¹	17,185	17,185
State of New York, New York City Municipal Water Fin. Auth., Water and Sewer System Second General Resolution Rev. Bonds, Series 2011-FF-1, 3.20% 6/15/2044 ¹	13,645	13,645
State of New York, New York City Municipal Water Fin. Auth., Water and Sewer System Second General Resolution Rev. Bonds, Series 2013-AA-2, 4.50% 6/15/2046 ¹	4,500	4,500
State of New York, New York City Municipal Water Fin. Auth., Water and Sewer System Second General Resolution Rev. Bonds, Series 2016-AA-1, 3.20% 6/15/2048 ¹	35,100	35,100
State of New York, New York City Municipal Water Fin. Auth., Water and Sewer System Second General Resolution Rev. Bonds, Series 2015-BB-1, 3.20% 6/15/2049 ¹	17,500	17,500
State of New York, New York City Municipal Water Fin. Auth., Water and Sewer System Second General Resolution Rev. Bonds, Series 2023-CC, 3.20% 6/15/2053 ¹	53,800	53,800
State of New York, New York City Transitional Fin. Auth., Future Tax Secured Bonds, Series 2016-A-4, 3.20% 8/1/2041 ¹	16,280	16,280
State of New York, New York City Transitional Fin. Auth., Future Tax Secured Bonds, Series 2019-B-4, 3.10% 8/1/2042 ¹	7,810	7,810
State of New York, New York City Transitional Fin. Auth., Future Tax Secured Bonds, Series 2014-B-3, 3.20% 11/1/2042 ¹	6,500	6,500
State of New York, Triborough Bridge and Tunnel Auth., General Rev. Ref. Bonds, Series 2005-B-3, 3.20% 1/1/2035 ¹	18,000	18,000
State of North Carolina, Medical Care Commission, Medical Care Facs. Rev. Bonds (Catholic Health East Issue), Series 2008, 3.82% 11/15/2028 ¹	3,580	3,580
State of North Carolina, University of North Carolina Chapel Hill, Rev. Bonds, Series 2001, 3.74% 12/1/2025 ¹	2,270	2,270
State of Ohio, County of Franklin, Rev. Bonds (CHE Trinity Health Credit Group), Series 2013, 4.30% 12/1/2046 (put 2/1/2024) ⁸	11,245	11,248
State of Ohio, Higher Educational Facs. Commission, Rev. IAM Commercial Paper, Series 2024-B, 3.55% 3/18/2024	29,145	29,146
State of Ohio, Hospital Rev. Bonds (Cleveland Clinic Health System Obligated Group), Series 2013-B-3, 3.40% 1/1/2039 ¹	23,125	23,125
State of Ohio, Hospital Rev. Bonds (University Hospitals Health System, Inc. Project), Series 2015-B, 5.08% 1/15/2045 ¹	2,400	2,400
State of South Carolina, Jobs-Econ. Dev. Auth., Hospital Rev. Bonds (Prisma Health Obligated Group), Series 2018-B, 3.15% 5/1/2048 ¹	39,500	39,500
State of Tennessee, City of Clarksville, Public Building Auth., Pooled Fncg. Rev. Bonds, Series 2003, Bank of America LOC, 3.29% 1/1/2033 ¹	1,220	1,220
State of Tennessee, County of Montgomery, Public Building Auth., Pooled Fncg. Rev. Bonds (Tennessee County Loan Pool), Series 2002, Bank of America LOC, 3.30% 4/1/2032 ¹	5,205	5,205
State of Tennessee, County of Montgomery, Public Building Auth., Pooled Fncg. Rev. Bonds (Tennessee County Loan Pool), Series 2008, Bank of America LOC, 3.29% 7/1/2038 ¹	970	970
State of Texas, County of Alachua, Health Facs. Auth., Rev. IAM Commercial Paper, Series 2023-A, 3.67% 3/4/2024	10,000	10,001

The Tax-Exempt Bond Fund of America (continued)

Short-term securities (continued)	Principal amount (000)	Value (000)
Municipals (continued)		
State of Texas, Gulf Coast Industrial Dev. Auth., Rev. Bonds (ExxonMobil Project), Series 2012, 3.00% 11/1/2041 ¹	USD6,500	\$ 6,500
State of Texas, Gulf Coast Waste Disposal Auth., Pollution Control Rev. Ref. Bonds (Exxon Project), Series 1989, 3.13% 10/1/2024 ¹	19,600	19,600
State of Texas, Harris County Industrial Dev. Corp., Pollution Control Rev. Bonds (Exxon Project), Series 1984-A, 3.13% 3/1/2024 ¹	20,500	20,500
State of Texas, City of Houston, Combined Utility System Rev. Ref. Bonds, Series 2012-B, 4.77% 5/15/2034 ¹	25,000	25,000
State of Texas, City of Houston, Combined Utility System Rev. Ref. Bonds, Series 2012-A, 4.83% 5/15/2034 ¹	5,000	5,000
State of Texas, County of Jefferson, Port Arthur Navigation Dist., Pollution Control Rev. Ref. Bonds (Texaco, Inc. Project), Series 1994, 3.16% 10/1/2024 ¹	10,500	10,500
State of Texas, Board of Regents of the University of Texas System, Permanent University Fund Bonds, Series 2008-A, 4.53% 7/1/2037 ¹	19,600	19,600
State of Texas, Board of Regents of the University of Texas System, Permanent University Fund Bonds, Series 2008-A, 4.40% 7/1/2038 ¹	42,485	42,485
State of Virginia, College Building Auth., Educational Facs. Rev. Bonds (University of Richmond Project), Series 2006, 3.45% 11/1/2036 ¹	1,750	1,750
State of Virginia, County of Fairfax, Redev. and Housing Auth., Multi Family Housing Rev. Bonds (Arrowbrook Apartments Project), Series 2020, 3.80% 1/1/2041 (put 7/1/2024) ⁸	16,000	15,990
State of Virginia, County of Loudoun, Industrial Dev. Auth., Multi-Modal Rev. Bonds (Howard Hughes Medical Institute Issue), Series 2003-C, 3.76% 2/15/2038 ¹	16,025	16,025
State of Virginia, Small Business Fncg. Auth., Demand Rev. Ref. Bonds (Virginia State University Real Estate Foundation), Series 2008, Bank of America LOC, 3.31% 7/1/2030 ¹	7,475	7,475
State of Wyoming, County of Lincoln, Pollution Control Rev. Ref. Bonds (ExxonMobil Project), Series 2014, 3.13% 10/1/2044 ¹	16,860	16,860
State of Wyoming, County of Sublette, Pollution Control Rev. Ref. Bonds (ExxonMobil Project), Series 2014, 3.13% 10/1/2044 ¹	25,275	25,275
		<u>1,270,823</u>

Weighted
average yield
at acquisition

U.S. Treasury bills 1.89%

U.S. Treasury 3/5/2024	5.271%	450,000	447,835
Total short-term securities (cost: \$1,718,544,000)			<u>1,718,658</u>
Total investment securities 99.31% (cost: \$24,191,393,000)			23,507,887
Other assets less liabilities 0.69%			163,811
Net assets 100.00%			<u>\$23,671,698</u>

Futures contracts

Contracts	Type	Number of contracts	Expiration date	Notional amount (000)	Value and unrealized appreciation (depreciation) at 1/31/2024 (000)
2 Year U.S. Treasury Note Futures	Long	9,920	4/3/2024	USD2,040,110	\$ 14,205
5 Year U.S. Treasury Note Futures	Long	3,268	4/3/2024	354,220	6,799
10 Year Ultra U.S. Treasury Note Futures	Short	3,963	3/28/2024	(463,176)	(14,998)
30 Year Ultra U.S. Treasury Bond Futures	Short	404	3/28/2024	(52,204)	(2,057)
					<u>\$ 3,949</u>

The Tax-Exempt Bond Fund of America (continued)

¹Coupon rate may change periodically. Reference rate and spread are as of the most recent information available. Some coupon rates are determined by the issuer or agent based on current market conditions; therefore, the reference rate and spread are not available. For short-term securities, the date of the next scheduled coupon rate change is considered to be the maturity date.

²Acquired in a transaction exempt from registration under Rule 144A or, for commercial paper, Section 4(a)(2) of the Securities Act of 1933. May be resold in the U.S. in transactions exempt from registration, normally to qualified institutional buyers. The total value of all such securities was \$796,154,000, which represented 3.36% of the net assets of the fund.

³Step bond; coupon rate may change at a later date.

⁴Scheduled interest and/or principal payment was not received.

⁵Value determined using significant unobservable inputs.

⁶Securities referencing LIBOR are expected to transition to an alternative reference rate by the security's next scheduled coupon reset date.

⁷Principal payments may be made periodically. Therefore, the effective maturity date may be earlier than the stated maturity date.

⁸For short-term securities, the mandatory put date is considered to be the maturity date.

Key to abbreviation(s)

Agcy. = Agency

Assn. = Association

Auth. = Authority

Certs. = Certificates

CME = CME Group

Dept. = Department

Dev. = Development

Dist. = District

Dists. = Districts

Econ. = Economic

Fac. = Facility

Facs. = Facilities

Fin. = Finance

Fncg. = Financing

G.O. = General Obligation

IAM = Interest at Maturity

LIBOR = London Interbank Offered Rate

LOC = Letter of credit

Part. = Participation

Preref. = Prerefunded

Redev. = Redevelopment

Ref. = Refunding

Rev. = Revenue

SIFMA = Securities Industry and Financial Markets Association

SOFR = Secured Overnight Financing Rate

USD = U.S. dollars

Refer to the notes to financial statements.

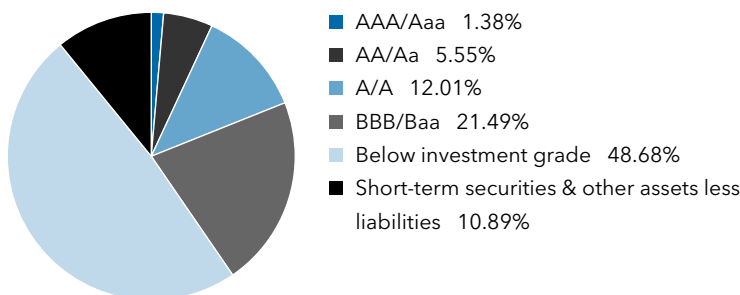
American High-Income Municipal Bond Fund

unaudited

Investment portfolio January 31, 2024

Portfolio quality summary*

Percent of net assets



*Bond ratings, which typically range from AAA/Aaa (highest) to D (lowest), are assigned by credit rating agencies such as Standard & Poor's, Moody's and/or Fitch as an indication of an issuer's creditworthiness. In assigning a credit rating to a security, the fund looks specifically to the ratings assigned to the issuer of the security by Standard & Poor's, Moody's and/or Fitch. If agency ratings differ, the security will be considered to have received the lowest of those ratings, consistent with the fund's investment policies.

Bonds, notes & other debt instruments 89.11%

	Principal amount (000)	Value (000)
Alabama 1.70%		
Black Belt Energy Gas Dist., Gas Project Rev. Bonds, Series 2022-B-1, 4.00% 4/1/2053 (put 10/1/2027)	USD2,550	\$ 2,548
Black Belt Energy Gas Dist., Gas Project Rev. Bonds, Series 2023-C, 5.50% 10/1/2054 (put 6/1/2032)	1,000	1,103
Black Belt Energy Gas Dist., Gas Project Rev. Bonds (Project No. 6), Series 2021-B, 4.00% 10/1/2052 (put 12/1/2026)	4,500	4,508
Black Belt Energy Gas Dist., Gas Project Rev. Bonds (Project No. 7), Series 2021-C-1, 4.00% 10/1/2052 (put 12/1/2026)	13,975	14,000
Black Belt Energy Gas Dist., Gas Project Rev. Bonds (Project No. 8), Series 2022-A, 4.00% 12/1/2052 (put 12/1/2029)	16,915	16,421
Black Belt Energy Gas Dist., Gas Project Rev. Ref. Bonds, Series 2023-D-1, 5.50% 6/1/2049 (put 2/1/2029)	2,300	2,464
Black Belt Energy Gas Dist., Gas Supply Prepay Rev. Bonds (Project No. 5), Series 2020-A-1, 4.00% 10/1/2049 (put 10/1/2026)	315	316
Black Belt Energy Gas Dist., Gas Supply Rev. Bonds, Series 2021-A, 4.00% 6/1/2051 (put 12/1/2031)	26,670	26,838
Black Belt Energy Gas Dist., Gas Supply Rev. Bonds, Series 2022-D-1, 4.00% 7/1/2052 (put 6/1/2027)	1,640	1,647
Black Belt Energy Gas Dist., Gas Supply Rev. Bonds, Series 2023-B, 5.25% 12/1/2053 (put 12/1/2026)	7,830	8,473
Energy Southeast, Energy Supply Rev. Bonds (A Cooperative Dist.), Series 2023-A-1, 5.50% 11/1/2053 (put 1/1/2031)	23,025	25,127
Energy Southeast, Energy Supply Rev. Bonds (A Cooperative Dist.), Series 2023-B-1, 5.75% 4/1/2054 (put 11/1/2031)	4,740	5,290
City of Hoover, Industrial Dev. Board, Environmental Improvement Rev. Bonds (U.S. Steel Corp. Project), Series 2019, AMT, 5.75% 10/1/2049	5,975	6,164
City of Hoover, Industrial Dev. Board, Environmental Improvement Rev. Bonds (U.S. Steel Corp. Project), Series 2020, AMT, 6.375% 11/1/2050 (put 11/1/2030)	1,965	2,171
County of Houston, Health Care Auth., Hospital Rev. Bonds, Series 2016-A, 5.00% 10/1/2030	5,050	5,168
County of Jefferson, Sewer Rev. Warrants, Series 2024, 5.25% 10/1/2040	1,010	1,140
County of Jefferson, Sewer Rev. Warrants, Series 2024, 5.25% 10/1/2041	1,375	1,539
County of Jefferson, Sewer Rev. Warrants, Series 2024, 5.25% 10/1/2042	2,585	2,877
County of Jefferson, Sewer Rev. Warrants, Series 2024, 5.25% 10/1/2043	1,015	1,125
County of Jefferson, Sewer Rev. Warrants, Series 2024, 5.25% 10/1/2044	3,550	3,923
County of Jefferson, Sewer Rev. Warrants, Series 2024, 5.25% 10/1/2045	6,475	7,118
County of Jefferson, Sewer Rev. Warrants, Series 2024, 5.25% 10/1/2049	11,540	12,532
County of Jefferson, Sewer Rev. Warrants, Series 2024, 5.50% 10/1/2053	13,100	14,531
Lower Alabama Gas Dist., Gas Project Rev. Bonds, Series 2016-A, 5.00% 9/1/2031	1,000	1,059
City of Montgomery, Medical Clinic Board, Health Care Fac. Rev. Bonds (Jackson Hospital & Clinic), Series 2015, 5.00% 3/1/2033	2,500	2,075
City of Phenix, Industrial Dev. Board, Environmental Improvement Rev. Ref. Bonds (MeadWestvaco-Mead Coated Board Project), Series 2012-A, AMT, 4.125% 5/15/2035	10,600	10,472
Southeast Energy Auth., Commodity Supply Rev. Bonds (Project No. 1), Series 2021-A, 4.00% 11/1/2051 (put 10/1/2028)	1,415	1,413
Southeast Energy Auth., Commodity Supply Rev. Bonds (Project No. 2), Series 2021-B-1, 4.00% 12/1/2051 (put 12/1/2031)	10,810	10,713
Southeast Energy Auth., Commodity Supply Rev. Bonds (Project No. 3), Series 2022-A-1, 5.50% 1/1/2053 (put 12/1/2029)	2,005	2,175

American High-Income Municipal Bond Fund (continued)

Bonds, notes & other debt instruments (continued)	Principal amount (000)	Value (000)
Alabama (continued)		
Southeast Energy Auth., Commodity Supply Rev. Bonds (Project No. 4), Series 2022-B-1, 5.00% 5/1/2053 (put 8/1/2028)	USD2,500	\$ 2,606
Board of Trustees of the University of Alabama, General Rev. Bonds, Series 2014-B, 4.00% 7/1/2031 (preref. 7/1/2024)	2,745	2,755
Board of Trustees of the University of Alabama, General Rev. Bonds, Series 2014-B, 4.00% 7/1/2034 (preref. 7/1/2024)	3,000	3,011
		<u>203,302</u>
Alaska 0.28%		
Housing Fin. Corp., General Mortgage Rev. Bonds, Series 2024-A, 6.00% 6/1/2054	715	782
Industrial Dev. and Export Auth., Power Rev. Ref. Bonds, Series 2015, AMT, 5.00% 1/1/2033	2,000	2,030
Industrial Dev. and Export Auth., Power Rev. Ref. Bonds, Series 2015, AMT, 5.00% 1/1/2034	2,000	2,029
Industrial Dev. and Export Auth., Power Rev. Ref. Bonds (Snettisham Hydroelectric Project), Series 2015, AMT, 5.00% 1/1/2029	2,000	2,030
Industrial Dev. and Export Auth., Power Rev. Ref. Bonds (Snettisham Hydroelectric Project), Series 2015, AMT, 5.00% 1/1/2031	1,500	1,523
Northern Tobacco Securitization Corp., Tobacco Settlement Asset-Backed Bonds, Capital Appreciation Bonds, Series 2021-B-2, 0% 6/1/2066	193,345	25,641
		<u>34,035</u>
American Samoa 0.11%		
Econ. Dev. Auth., General Rev. Bonds, Series 2021-A, 5.00% 9/1/2038 ¹	1,500	1,518
Econ. Dev. Auth., Rev. Ref. Bonds, Series 2015-A, 7.125% 9/1/2038 ¹	11,000	12,100
		<u>13,618</u>
Arizona 3.47%		
City of Glendale, Industrial Dev. Auth., Graduate and Professional Student Loan Program Rev. Bonds (Midwestern University Foundation), Series 2021-A, AMT, 2.125% 7/1/2033	475	401
City of Glendale, Industrial Dev. Auth., Rev. and Rev. Ref. Bonds (Glencroft Retirement Community Project), Series 2016, 4.25% 11/15/2026	275	258
City of Glendale, Industrial Dev. Auth., Rev. and Rev. Ref. Bonds (Glencroft Retirement Community Project), Series 2016, 5.00% 11/15/2036	600	489
City of Glendale, Industrial Dev. Auth., Rev. and Rev. Ref. Bonds (Glencroft Retirement Community Project), Series 2016, 5.25% 11/15/2046	1,545	1,148
City of Glendale, Industrial Dev. Auth., Rev. Ref. Bonds (The Terraces of Phoenix Project), Series 2018-A, 4.00% 7/1/2028	450	438
City of Glendale, Industrial Dev. Auth., Rev. Ref. Bonds (The Terraces of Phoenix Project), Series 2018-A, 5.00% 7/1/2033	945	948
City of Glendale, Industrial Dev. Auth., Rev. Ref. Bonds (The Terraces of Phoenix Project), Series 2018-A, 5.00% 7/1/2048	850	758
City of Glendale, Industrial Dev. Auth., Senior Living Rev. Bonds (Royal Oaks - Insirata Pointe), Series 2020-A, 5.00% 5/15/2056	4,000	3,382
City of Glendale, Industrial Dev. Auth., Senior Living Rev. Bonds (Royal Oaks Life Care Community), Series 2016, 4.00% 5/15/2025	160	157
City of Glendale, Industrial Dev. Auth., Senior Living Rev. Bonds (Royal Oaks Life Care Community), Series 2016, 4.00% 5/15/2026	650	634
City of Glendale, Industrial Dev. Auth., Senior Living Rev. Bonds (Royal Oaks Life Care Community), Series 2016, 5.00% 5/15/2039	2,250	2,115
Health Facs. Auth., Rev. Bonds (Banner Health), Series 2007-B, (3-month USD CME Term SOFR x 0.67 + 0.81%) 4.381% 1/1/2037 ²	9,250	8,593
Industrial Dev. Auth., Charter School Social Rev. Bonds (Equitable School Revolving Fund), Series 2020, 4.00% 11/1/2037	1,100	1,103
Industrial Dev. Auth., Charter School Social Rev. Bonds (Equitable School Revolving Fund), Series 2020, 4.00% 11/1/2038	600	596
Industrial Dev. Auth., Charter School Social Rev. Bonds (Equitable School Revolving Fund), Series 2020, 4.00% 11/1/2039	750	743
Industrial Dev. Auth., Charter School Social Rev. Bonds (Equitable School Revolving Fund), Series 2020, 4.00% 11/1/2040	800	784
Industrial Dev. Auth., Charter School Social Rev. Bonds (Equitable School Revolving Fund), Series 2020, 4.00% 11/1/2050	2,500	2,273

American High-Income Municipal Bond Fund (continued)

Bonds, notes & other debt instruments (continued)	Principal amount (000)	Value (000)
Arizona (continued)		
Industrial Dev. Auth., Education Fac. Rev. Bonds (KIPP NYC Public Charter Schools - Jerome Fac. Project), Series 2021-B, 4.00% 7/1/2041	USD270	\$ 257
Industrial Dev. Auth., Education Fac. Rev. Bonds (KIPP NYC Public Charter Schools - Jerome Fac. Project), Series 2021-B, 4.00% 7/1/2051	670	590
Industrial Dev. Auth., Education Fac. Rev. Bonds (KIPP NYC Public Charter Schools - Jerome Fac. Project), Series 2021-B, 4.00% 7/1/2061	5,080	4,317
Industrial Dev. Auth., Education Fac. Rev. Bonds (KIPP NYC Public Charter Schools - Macombs Fac. Project), Series 2021-A, 4.00% 7/1/2041	1,750	1,663
Industrial Dev. Auth., Education Fac. Rev. Bonds (KIPP NYC Public Charter Schools - Macombs Fac. Project), Series 2021-A, 4.00% 7/1/2051	6,625	5,835
Industrial Dev. Auth., Education Fac. Rev. Bonds (KIPP NYC Public Charter Schools - Macombs Fac. Project), Series 2021-A, 4.00% 7/1/2061	6,170	5,244
Industrial Dev. Auth., Education Facs. Rev. Bonds (Leman Academy of Excellence - East Tucson and Central Tucson Projects), Series 2019-A, 5.00% 7/1/2039 ¹	3,500	3,408
Industrial Dev. Auth., Education Facs. Rev. Bonds (Leman Academy of Excellence - East Tucson and Central Tucson Projects), Series 2019-A, 5.00% 7/1/2049 ¹	7,900	7,189
Industrial Dev. Auth., Education Facs. Rev. Bonds (Leman Academy of Excellence - East Tucson and Central Tucson Projects), Series 2019-A, 5.00% 7/1/2054 ¹	6,000	5,365
Industrial Dev. Auth., Education Facs. Rev. Bonds (Leman Academy of Excellence Projects), Series 2022-A, 4.00% 7/1/2042	15,575	14,260
Industrial Dev. Auth., Education Facs. Rev. Bonds (Leman Academy of Excellence Projects), Series 2022-B, 4.25% 7/1/2042	3,540	3,350
Industrial Dev. Auth., Education Facs. Rev. Bonds (Leman Academy of Excellence Projects), Series 2022-B, 4.50% 7/1/2052	5,420	4,992
Industrial Dev. Auth., Education Facs. Rev. Bonds (Leman Academy of Excellence Projects), Series 2022-B, 4.50% 7/1/2057	2,745	2,483
Industrial Dev. Auth., Education Rev. Bonds (Academies of Math & Science Projects), Series 2018-B, 5.50% 7/1/2038 ¹	1,200	1,213
Industrial Dev. Auth., Education Rev. Bonds (Academies of Math & Science Projects), Series 2019, 5.00% 7/1/2039 ¹	780	768
Industrial Dev. Auth., Education Rev. Bonds (Academies of Math & Science Projects), Series 2017-B, 5.125% 7/1/2047 ¹	2,230	2,126
Industrial Dev. Auth., Education Rev. Bonds (Academies of Math & Science Projects), Series 2018-B, 5.625% 7/1/2048 ¹	2,500	2,508
Industrial Dev. Auth., Education Rev. Bonds (Academies of Math & Science Projects), Series 2019, 5.00% 7/1/2049 ¹	2,900	2,695
Industrial Dev. Auth., Education Rev. Bonds (Academies of Math & Science Projects), Series 2017-B, 5.25% 7/1/2051 ¹	570	546
Industrial Dev. Auth., Education Rev. Bonds (Academies of Math & Science Projects), Series 2018-B, 5.75% 7/1/2053 ¹	3,750	3,768
Industrial Dev. Auth., Education Rev. Bonds (Academies of Math & Science Projects), Series 2019, 5.00% 7/1/2054 ¹	2,000	1,834
Industrial Dev. Auth., Education Rev. Bonds (Basis School Project), Series 2017-G, 4.00% 7/1/2027 ¹	1,805	1,774
Industrial Dev. Auth., Education Rev. Bonds (Basis School Project), Series 2017-D, 5.00% 7/1/2037 ¹	675	677
Industrial Dev. Auth., Education Rev. Bonds (Basis School Project), Series 2017-A, 5.125% 7/1/2037 ¹	1,500	1,508
Industrial Dev. Auth., Education Rev. Bonds (Basis School Project), Series 2017-D, 5.00% 7/1/2047 ¹	2,135	2,014
Industrial Dev. Auth., Education Rev. Bonds (Basis School Project), Series 2017-G, 5.00% 7/1/2047 ¹	2,125	2,005
Industrial Dev. Auth., Education Rev. Bonds (Basis School Project), Series 2017-A, 5.25% 7/1/2047 ¹	3,200	3,124
Industrial Dev. Auth., Education Rev. Bonds (Basis School Project), Series 2017-A, 5.375% 7/1/2050 ¹	13,580	13,381
Industrial Dev. Auth., Education Rev. Bonds (Basis School Project), Series 2017-D, 5.00% 7/1/2051 ¹	5,000	4,648
Industrial Dev. Auth., Education Rev. Bonds (Basis School Project), Series 2017-G, 5.00% 7/1/2051 ¹	1,550	1,441
Industrial Dev. Auth., Education Rev. Bonds (Doral Academy of Nevada - Fire Mesa and Red Rock Campus Projects), Series 2019-A, 3.55% 7/15/2029	730	706
Industrial Dev. Auth., Education Rev. Bonds (Doral Academy of Nevada - Fire Mesa and Red Rock Campus Projects), Series 2019-A, 5.00% 7/15/2039	4,125	4,161
Industrial Dev. Auth., Education Rev. Bonds (Doral Academy of Nevada - Fire Mesa and Red Rock Campus Projects), Series 2019-A, 5.00% 7/15/2049	3,550	3,458
Industrial Dev. Auth., Education Rev. Bonds (Pinecrest Academy of Nevada - Cadence Campus Project), Series 2020-A, 4.00% 7/15/2040 ¹	1,850	1,583

American High-Income Municipal Bond Fund (continued)

Bonds, notes & other debt instruments (continued)	Principal amount (000)	Value (000)
Arizona (continued)		
Industrial Dev. Auth., Education Rev. Bonds (Pinecrest Academy of Nevada - Cadence Campus Project), Series 2020-A, 4.00% 7/15/2050 ¹	USD2,580	\$ 2,008
Industrial Dev. Auth., Education Rev. Bonds (Pinecrest Academy of Nevada - Horizon, Inspirada and St. Rose Campus Projects), Series 2018-A, 5.75% 7/15/2038 ¹	1,960	1,994
Industrial Dev. Auth., Education Rev. Bonds (Pinecrest Academy of Nevada - Horizon, Inspirada and St. Rose Campus Projects), Series 2018-A, 5.75% 7/15/2048 ¹	3,230	3,243
Industrial Dev. Auth., Education Rev. Bonds (Pinecrest Academy of Nevada - Sloan Canyon Campus Project), Series 2020-A-1, 5.00% 7/15/2040 ¹	2,260	2,203
Industrial Dev. Auth., Education Rev. Bonds (Pinecrest Academy of Northern Nevada Project), Series 2022-A, 4.50% 7/15/2029 ¹	5,170	4,853
Industrial Dev. Auth., Education Rev. Bonds (Somerset Academy of Las Vegas - Aliante and Skye Canyon Campus Projects), Series 2021-A, 3.00% 12/15/2031 ¹	830	733
Industrial Dev. Auth., Education Rev. Bonds (Somerset Academy of Las Vegas - Aliante and Skye Canyon Campus Projects), Series 2021-A, 4.00% 12/15/2051 ¹	600	454
Industrial Dev. Auth., Education Rev. Bonds (Somerset Academy of Las Vegas - Lone Mountain Campus Projects), Series 2019-A, 3.75% 12/15/2029 ¹	420	399
Industrial Dev. Auth., Education Rev. Bonds (Somerset Academy of Las Vegas - Lone Mountain Campus Projects), Series 2019-A, 5.00% 12/15/2039 ¹	440	432
Industrial Dev. Auth., Education Rev. Bonds (Somerset Academy of Las Vegas - Lone Mountain Campus Projects), Series 2019-A, 5.00% 12/15/2049 ¹	800	734
Industrial Dev. Auth., Municipal Certs., Series 2019-2, Class X, interest only, 1.015% 5/20/2033 ^{2,3}	157,068	7,082
Industrial Dev. Auth., Municipal Certs., Series 2019-2, Class A, 3.625% 5/20/2033	35,104	32,938
County of La Paz, Industrial Dev. Auth, Education Fac. Lease Rev. Bonds (Charter School Solutions Albuquerque School of Excellence Project), Series 2016-A, 4.375% 2/15/2028 ¹	975	931
County of La Paz, Industrial Dev. Auth, Education Fac. Lease Rev. Bonds (Charter School Solutions Albuquerque School of Excellence Project), Series 2016-A, 5.00% 2/15/2046 ¹	5,400	4,633
County of Maricopa, Industrial Dev. Auth., Education Rev. Bonds (Benjamin Franklin Charter School Projects), Series 2018-A, 6.00% 7/1/2038 ¹	2,000	2,081
County of Maricopa, Industrial Dev. Auth., Education Rev. Bonds (Benjamin Franklin Charter School Projects), Series 2018-A, 6.00% 7/1/2052 ¹	3,625	3,682
County of Maricopa, Industrial Dev. Auth., Education Rev. Bonds (Legacy Traditional Schools Projects), Series 2021-B, 2.10% 7/1/2026 ¹	965	918
County of Maricopa, Industrial Dev. Auth., Education Rev. Bonds (Legacy Traditional Schools Projects), Series 2021-B, 2.625% 7/1/2031 ¹	3,380	2,983
County of Maricopa, Industrial Dev. Auth., Education Rev. Bonds (Legacy Traditional Schools Projects), Series 2019-B, 5.00% 7/1/2039 ¹	3,500	3,496
County of Maricopa, Industrial Dev. Auth., Education Rev. Bonds (Legacy Traditional Schools Projects), Series 2021-A, 4.00% 7/1/2041 ¹	1,020	884
County of Maricopa, Industrial Dev. Auth., Education Rev. Bonds (Legacy Traditional Schools Projects), Series 2021-B, 3.50% 7/1/2044 ¹	7,000	5,408
County of Maricopa, Industrial Dev. Auth., Education Rev. Bonds (Legacy Traditional Schools Projects), Series 2020, 5.25% 7/1/2045	3,075	3,208
County of Maricopa, Industrial Dev. Auth., Education Rev. Bonds (Legacy Traditional Schools Projects), Series 2019-B, 5.00% 7/1/2049 ¹	3,500	3,326
County of Maricopa, Industrial Dev. Auth., Education Rev. Bonds (Legacy Traditional Schools Projects), Series 2020, 4.00% 7/1/2050	3,620	3,288
County of Maricopa, Industrial Dev. Auth., Education Rev. Bonds (Legacy Traditional Schools Projects), Series 2021-A, 4.00% 7/1/2051 ¹	2,490	1,967
County of Maricopa, Industrial Dev. Auth., Education Rev. Bonds (Legacy Traditional Schools Projects), Series 2019-B, 5.00% 7/1/2054 ¹	3,475	3,258
County of Maricopa, Industrial Dev. Auth., Education Rev. Bonds (Legacy Traditional Schools Projects), Series 2021-A, 4.00% 7/1/2056 ¹	1,350	1,038
County of Maricopa, Industrial Dev. Auth., Education Rev. Bonds (Paradise Schools Projects), Series 2016, 5.00% 7/1/2036 ¹	2,750	2,760
County of Maricopa, Industrial Dev. Auth., Education Rev. Bonds (Paradise Schools Projects), Series 2016, 5.00% 7/1/2047 ¹	10,580	10,143
County of Maricopa, Industrial Dev. Auth., Facs. Rev. Bonds (Commercial Metals Co. Project), Series 2022, AMT, 4.00% 10/15/2047 ¹	17,645	15,727
County of Maricopa, Industrial Dev. Auth., Rev. Bonds (Banner Health), Series 2019-E, 3.00% 1/1/2049	3,000	2,277

American High-Income Municipal Bond Fund (continued)

Bonds, notes & other debt instruments (continued)	Principal amount (000)	Value (000)
Arizona (continued)		
County of Maricopa, Pollution Control Rev. Ref. Bonds (El Paso Electric Co. Palo Verde Project), Series 2009-A, 3.60% 2/1/2040	USD2,000	\$ 1,812
Maricopa County Pollution Control Corp., Pollution Control Rev. Ref. Bonds (Palo Verde Project), Series 2009-B, 3.60% 4/1/2040	2,625	2,376
Maricopa County Pollution Control Corp., Pollution Control Rev. Ref. Bonds (Southern California Edison Co.), Series 2000-A, 2.40% 6/1/2035	4,000	3,238
City of Phoenix, Industrial Dev. Auth., Education Fac. Rev. Bonds (Basis Schools, Inc. Project), Series 2015, 5.00% 7/1/2035 ¹	6,080	6,106
City of Phoenix, Industrial Dev. Auth., Education Fac. Rev. Bonds (Basis Schools, Inc. Project), Series 2016-A, 5.00% 7/1/2035 ¹	1,500	1,506
City of Phoenix, Industrial Dev. Auth., Education Fac. Rev. Bonds (Basis Schools, Inc. Project), Series 2015, 5.00% 7/1/2045 ¹	8,220	7,876
City of Phoenix, Industrial Dev. Auth., Education Fac. Rev. Bonds (Basis Schools, Inc. Project), Series 2016-A, 5.00% 7/1/2046 ¹	7,100	6,750
City of Phoenix, Industrial Dev. Auth., Education Fac. Rev. Bonds (Legacy Traditional Schools Projects), Series 2014-A, 5.75% 7/1/2024 ¹	275	276
City of Phoenix, Industrial Dev. Auth., Education Fac. Rev. Bonds (Legacy Traditional Schools Projects), Series 2016-A, 4.00% 7/1/2026 ¹	1,710	1,690
City of Phoenix, Industrial Dev. Auth., Education Fac. Rev. Bonds (Legacy Traditional Schools Projects), Series 2014-A, 6.50% 7/1/2034 ¹	1,560	1,574
City of Phoenix, Industrial Dev. Auth., Education Fac. Rev. Bonds (Legacy Traditional Schools Projects), Series 2015, 5.00% 7/1/2035 ¹	3,540	3,562
City of Phoenix, Industrial Dev. Auth., Education Fac. Rev. Bonds (Legacy Traditional Schools Projects), Series 2016-A, 5.00% 7/1/2041 ¹	15,075	14,953
City of Phoenix, Industrial Dev. Auth., Education Fac. Rev. Bonds (Legacy Traditional Schools Projects), Series 2014-A, 6.75% 7/1/2044 ¹	6,900	6,948
City of Phoenix, Industrial Dev. Auth., Education Fac. Rev. Bonds (Legacy Traditional Schools Projects), Series 2015, 5.00% 7/1/2045 ¹	2,250	2,181
City of Phoenix, Industrial Dev. Auth., Education Fac. Rev. Bonds (Legacy Traditional Schools Projects), Series 2016-A, 5.00% 7/1/2046 ¹	2,500	2,409
City of Phoenix, Industrial Dev. Auth., Health Care Facs. Rev. Bonds (Mayo Clinic), Series 2022, 3.75% 11/15/2057	1,000	876
County of Pima, Industrial Dev. Auth., Education Fac. Rev. Bonds (American Leadership Academy Project), Series 2021, 4.00% 6/15/2041 ¹	9,130	7,710
County of Pima, Industrial Dev. Auth., Education Fac. Rev. Bonds (American Leadership Academy Project), Series 2021, 4.00% 6/15/2051 ¹	2,280	1,753
County of Pima, Industrial Dev. Auth., Education Fac. Rev. Bonds (American Leadership Academy Project), Series 2021, 4.00% 6/15/2057 ¹	695	514
County of Pima, Industrial Dev. Auth., Education Fac. Rev. Bonds (American Leadership Academy), Series 2019, 5.00% 6/15/2034 ¹	600	602
County of Pima, Industrial Dev. Auth., Education Fac. Rev. Bonds (American Leadership Academy), Series 2019, 5.00% 6/15/2039 ¹	655	639
County of Pima, Industrial Dev. Auth., Education Fac. Rev. Bonds (American Leadership Academy), Series 2019, 5.00% 6/15/2049 ¹	1,100	1,019
County of Pima, Industrial Dev. Auth., Education Fac. Rev. Bonds (American Leadership Academy), Series 2019, 5.00% 6/15/2052 ¹	2,150	1,973
County of Pima, Industrial Dev. Auth., Education Fac. Rev. Bonds (Imagine East Mesa Charter Schools Project), Series 2019, 3.25% 7/1/2024 ¹	90	90
County of Pima, Industrial Dev. Auth., Education Fac. Rev. Bonds (Imagine East Mesa Charter Schools Project), Series 2019, 5.00% 7/1/2029 ¹	300	302
County of Pima, Industrial Dev. Auth., Education Fac. Rev. Bonds (Imagine East Mesa Charter Schools Project), Series 2019, 5.00% 7/1/2034 ¹	400	400
County of Pima, Industrial Dev. Auth., Education Fac. Rev. Bonds (Imagine East Mesa Charter Schools Project), Series 2019, 5.00% 7/1/2039 ¹	500	485
County of Pima, Industrial Dev. Auth., Education Fac. Rev. Bonds (Imagine East Mesa Charter Schools Project), Series 2019, 5.00% 7/1/2049 ¹	1,500	1,375
County of Pima, Industrial Dev. Auth., Education Fac. Rev. Ref. Bonds (American Leadership Academy Project), Series 2022, 4.00% 6/15/2051 ¹	4,500	3,460
County of Pima, Industrial Dev. Auth., Education Fac. Rev. Ref. Bonds (American Leadership Academy Project), Series 2022, 4.00% 6/15/2057 ¹	5,000	3,695
County of Pima, Industrial Dev. Auth., Senior Living Rev. Bonds (La Posada at Pusch Ridge Project), Series 2022-A, 6.75% 11/15/2042 ¹	3,000	3,104
County of Pima, Industrial Dev. Auth., Senior Living Rev. Bonds (La Posada at Pusch Ridge Project), Series 2022-A, 6.875% 11/15/2052 ¹	8,500	8,733

American High-Income Municipal Bond Fund (continued)

Bonds, notes & other debt instruments (continued)	Principal amount (000)	Value (000)
Arizona (continued)		
County of Pima, Industrial Dev. Auth., Senior Living Rev. Bonds (La Posada at Pusch Ridge Project), Series 2022-A, 7.00% 11/15/2057 ¹	USD6,250	\$ 6,452
County of Pinal, Industrial Dev. Auth., Environmental Facs. Rev. Green Bonds (WOF SW GGP 1, LLC Project), Series 2021-B, AMT, 5.50% 10/1/2033 ⁴	5,854	5,654
County of Pinal, Industrial Dev. Auth., Environmental Facs. Rev. Green Bonds (WOF SW GGP 1, LLC Project), Capital Appreciation Bonds, Series 2021-B, AMT, 5.50% 10/1/2033 ^{1,4}	14,522	14,025
City of Sierra Vista, Industrial Dev. Auth., Education Fac. Rev. Bonds (American Leadership Academy Project), Series 2023, 5.75% 6/15/2058 ¹	1,000	1,004
City of Tempe, Industrial Dev. Auth., Rev. and Rev. Ref. Bonds (Friendship Village of Tempe Project), Series 2021-A, 4.00% 12/1/2038	7,185	6,180
City of Tempe, Industrial Dev. Auth., Rev. and Rev. Ref. Bonds (Friendship Village of Tempe Project), Series 2021-A, 4.00% 12/1/2046	5,500	4,215
City of Tempe, Industrial Dev. Auth., Rev. and Rev. Ref. Bonds (Friendship Village of Tempe Project), Series 2021-B, 4.00% 12/1/2056	2,130	1,501
City of Tempe, Industrial Dev. Auth., Rev. Bonds (Friendship Village of Tempe Project), Series 2019, 5.00% 12/1/2050	1,600	1,399
City of Tempe, Industrial Dev. Auth., Rev. Bonds (Friendship Village of Tempe Project), Series 2019, 5.00% 12/1/2054	1,850	1,587
County of Yavapai, Industrial Dev. Auth., Solid Waste Disposal Rev. Bonds (Waste Management, Inc. Project), Series 2002, AMT, 1.30% 6/1/2027	4,515	4,044
		<u>414,840</u>
Arkansas 0.38%		
Dev. Fin. Auth., Environmental Improvement Rev. Bonds (United States Steel Corp. Project), Series 2022, AMT, 5.45% 9/1/2052	6,500	6,607
Dev. Fin. Auth., Environmental Improvement Rev. Green Bonds (United States Steel Corp. Project), Series 2023, AMT, 5.70% 5/1/2053	11,905	12,281
Dev. Fin. Auth., Industrial Dev. Rev. Bonds (Big River Steel Project), Series 2019, AMT, 4.50% 9/1/2049 ¹	22,240	21,776
Dev. Fin. Auth., Industrial Dev. Rev. Green Bonds (Big River Steel Project), Series 2020, AMT, 4.75% 9/1/2049 ¹	4,250	4,219
		<u>44,883</u>
California 6.07%		
Alameda Corridor Transportation Auth., Rev. Ref. Bonds, Capital Appreciation Bonds, Series 2022-A, 0% 10/1/2049 (5.375% on 10/1/2037) ⁴	595	321
Alameda Corridor Transportation Auth., Rev. Ref. Bonds, Capital Appreciation Bonds, Series 2022-C-2, 0% 10/1/2050 (5.40% on 10/1/2037) ⁴	1,975	1,057
Alameda Corridor Transportation Auth., Rev. Ref. Bonds, Convertible Capital Appreciation Bonds, Series 2022-C-2, Assured Guaranty Municipal insured, 0% 10/1/2052 (5.45% on 10/1/2037) ⁴	2,265	1,218
City of Alameda, Community Facs. Dist. No. 2013-1 (Alameda Landing Public Improvements), Special Tax Bonds, Series 2016, 5.00% 9/1/2027	100	103
City of Alameda, Community Facs. Dist. No. 2013-1 (Alameda Landing Public Improvements), Special Tax Bonds, Series 2016, 5.00% 9/1/2031	150	154
City of Alameda, Community Facs. Dist. No. 2013-1 (Alameda Landing Public Improvements), Special Tax Bonds, Series 2016, 5.00% 9/1/2032	160	165
City of Alameda, Community Facs. Dist. No. 2013-1 (Alameda Landing Public Improvements), Special Tax Bonds, Series 2016, 5.00% 9/1/2033	320	329
Bay Area Toll Auth., San Francisco Bay Area Toll Bridge Rev. Bonds, Series 2017-B, 2.85% 4/1/2047 (put 4/1/2025)	9,640	9,557
California County Tobacco Securitization Agcy., Tobacco Settlement Rev. Bonds, (Los Angeles County Securitization Corp.), Series 2020-B-1, 5.00% 6/1/2049	1,070	1,106
Chino Valley Unified School Dist., G.O. Bonds, 2016 Election, Capital Appreciation Bonds, Series 2022-C, 0% 8/1/2035	690	453
Chino Valley Unified School Dist., G.O. Bonds, 2016 Election, Capital Appreciation Bonds, Series 2022-C, 0% 8/1/2036	750	467
Coast Community College Dist., G.O. Bonds, Capital Appreciation Bonds, 2012 Election, Series 2019-F, 0% 8/1/2040	5,000	2,580
Coast Community College Dist., G.O. Bonds, Capital Appreciation Bonds, 2012 Election, Series 2019-F, 0% 8/1/2042	8,000	3,706
Community Choice Fncg. Auth., Clean Energy Project Rev. Green Bonds, Series 2021-B-1, 4.00% 2/1/2052 (put 8/1/2031)	16,175	16,327

American High-Income Municipal Bond Fund (continued)

Bonds, notes & other debt instruments (continued)	Principal amount (000)	Value (000)
California (continued)		
Community Choice Fncg. Auth., Clean Energy Project Rev. Green Bonds, Series 2023-B-1, 5.00% 7/1/2053 (put 8/1/2029)	USD9,235	\$ 9,787
Community Choice Fncg. Auth., Clean Energy Project Rev. Green Bonds, Series 2021-B-1, 5.00% 12/1/2053 (put 8/1/2029)	1,065	1,125
Community Choice Fncg. Auth., Clean Energy Project Rev. Green Bonds, Series 2023-C, 5.25% 1/1/2054 (put 10/1/2031)	2,000	2,116
Community Choice Fncg. Auth., Clean Energy Project Rev. Green Bonds, Series 2024-A, 5.00% 5/1/2054 (put 4/1/2032)	15,500	16,733
Community Choice Fncg. Auth., Clean Energy Project Rev. Green Bonds, Series 2023-G, 5.25% 11/1/2054 (put 4/1/2030)	3,515	3,773
Community College Fncg. Auth., Student Housing Rev. Bonds (NCCD - Napa Valley Properties, LLC - Napa Valley College Project), Series 2022-A, 5.75% 7/1/2060 ¹	1,000	1,012
Community Housing Agcy., Essential Housing Rev. Bonds (Fountains at Emerald Park), Series 2021-A-2, 4.00% 8/1/2046 ¹	2,995	2,564
Community Housing Agcy., Essential Housing Rev. Bonds (Glendale Properties), Series 2021-A-2, 4.00% 8/1/2047 ¹	39,155	31,727
Community Housing Agcy., Essential Housing Rev. Bonds (Glendale Properties), Series 2021-A-1, 4.00% 2/1/2056 ¹	19,210	15,973
Community Housing Agcy., Essential Housing Rev. Bonds (The Exchange at Bayfront Apartments), Series 2021-A-2, 4.00% 8/1/2051 ¹	1,000	621
Compton Unified School Dist., G.O. Bonds, Capital Appreciation Bonds, 2015 Election, Series 2019-B, BAM insured, 0% 6/1/2034	1,000	685
Compton Unified School Dist., G.O. Bonds, Capital Appreciation Bonds, 2015 Election, Series 2019-B, BAM insured, 0% 6/1/2036	1,100	683
Corona-Norco Unified School Dist., Public Fin. Auth., Special Tax Rev. Bonds, Series 2016-05-1, 4.00% 9/1/2029	615	620
Corona-Norco Unified School Dist., Public Fin. Auth., Special Tax Rev. Bonds, Series 2016-05-1, 4.00% 9/1/2030	640	644
CSCDA Community Improvement Auth., Essential Housing Social Rev. Bonds (1818 Platinum Triangle - Anaheim), Series 2021-A-2, 3.25% 4/1/2057 ¹	9,020	6,302
CSCDA Community Improvement Auth., Essential Housing Social Rev. Bonds (1818 Platinum Triangle - Anaheim), Series 2021-B, 4.00% 4/1/2057 ¹	9,205	6,507
CSCDA Community Improvement Auth., Essential Housing Social Rev. Bonds (777 Place - Pomona), Series 2021-B, 4.00% 5/1/2057 ¹	2,000	1,403
CSCDA Community Improvement Auth., Essential Housing Social Rev. Bonds (City of Orange Portfolio), Series 2021-A-1, 2.80% 3/1/2047 ¹	12,900	9,396
CSCDA Community Improvement Auth., Essential Housing Social Rev. Bonds (City of Orange Portfolio), Series 2021-A-2, 3.00% 3/1/2057 ¹	6,865	4,630
CSCDA Community Improvement Auth., Essential Housing Social Rev. Bonds (City of Orange Portfolio), Series 2021-B, 4.00% 3/1/2057 ¹	2,390	1,725
CSCDA Community Improvement Auth., Essential Housing Social Rev. Bonds (Dublin), Series 2021-A-2, 3.00% 2/1/2057 ¹	3,000	2,057
CSCDA Community Improvement Auth., Essential Housing Social Rev. Bonds (Escondido Portfolio), Series 2021-A-1, 3.00% 6/1/2048 ¹	6,400	4,387
CSCDA Community Improvement Auth., Essential Housing Social Rev. Bonds (Escondido Portfolio), Series 2021-A-2, 4.00% 6/1/2058 ¹	12,265	9,150
CSCDA Community Improvement Auth., Essential Housing Social Rev. Bonds (Escondido Portfolio), Series 2021-B, 4.00% 12/1/2059 ¹	3,000	1,792
CSCDA Community Improvement Auth., Essential Housing Social Rev. Bonds (Jefferson-Anaheim), Series 2021-A-1, 2.875% 8/1/2041 ¹	830	731
CSCDA Community Improvement Auth., Essential Housing Social Rev. Bonds (Millennium South Bay - Hawthorne), Series 2021-A-1, 3.375% 7/1/2043 ¹	10,250	8,295
CSCDA Community Improvement Auth., Essential Housing Social Rev. Bonds (Millennium South Bay - Hawthorne), Series 2021-A-2, 3.25% 7/1/2056 ¹	7,850	5,343
CSCDA Community Improvement Auth., Essential Housing Social Rev. Bonds (Millennium South Bay - Hawthorne), Series 2021-B, 4.00% 7/1/2058 ¹	7,250	4,871
CSCDA Community Improvement Auth., Essential Housing Social Rev. Bonds (Monterey Station Apartments), Series 2021-A-2, 3.125% 7/1/2056 ¹	10,470	6,971
CSCDA Community Improvement Auth., Essential Housing Social Rev. Bonds (Monterey Station Apartments), Series 2021-B, 4.00% 7/1/2058 ¹	10,000	6,791
CSCDA Community Improvement Auth., Essential Housing Social Rev. Bonds (Parallel-Anaheim), Series 2021-A, 4.00% 8/1/2056 ¹	8,515	6,465
CSCDA Community Improvement Auth., Essential Housing Social Rev. Bonds (Park Crossing Apartments), Series 2021-A, 3.25% 12/1/2058 ¹	14,795	9,945

American High-Income Municipal Bond Fund (continued)

Bonds, notes & other debt instruments (continued)	Principal amount (000)	Value (000)
California (continued)		
CSCDA Community Improvement Auth., Essential Housing Social Rev. Bonds (Pasadena Portfolio), Series 2021-A-2, 3.00% 12/1/2056 ¹	USD6,000	\$ 4,133
CSCDA Community Improvement Auth., Essential Housing Social Rev. Bonds (Pasadena Portfolio), Series 2021-B, 4.00% 12/1/2056 ¹	25,195	18,311
CSCDA Community Improvement Auth., Essential Housing Social Rev. Bonds (The Link - Glendale), Series 2021-A-2, 4.00% 7/1/2056 ¹	17,000	12,299
CSCDA Community Improvement Auth., Essential Housing Social Rev. Bonds (Theo - Pasadena), Series 2021-A-2, 3.25% 5/1/2057 ¹	6,020	4,172
CSCDA Community Improvement Auth., Essential Housing Social Rev. Bonds (Towne - Glendale), Series 2022-B, 5.00% 9/1/2037 ¹	1,000	1,019
CSCDA Community Improvement Auth., Essential Housing Social Rev. Bonds (Union South Bay), Series 2021-A-1, 3.10% 7/1/2045 ¹	12,400	9,405
CSCDA Community Improvement Auth., Essential Housing Social Rev. Bonds (Union South Bay), Series 2021-A-2, 4.00% 7/1/2056 ¹	58,300	42,772
CSCDA Community Improvement Auth., Essential Housing Social Rev. Bonds (Westgate Phase 1 - Pasadena), Series 2021-A-2, 3.125% 6/1/2057 ¹	14,760	9,660
City of Dublin, Community Facs. Dist. No. 2015-1 (Dublin Crossing), Improvement Area No. 3, Special Tax Bonds, Series 2021, 4.00% 9/1/2045	780	719
City of Dublin, Community Facs. Dist. No. 2015-1 (Dublin Crossing), Improvement Area No. 3, Special Tax Bonds, Series 2021, 4.00% 9/1/2051	780	690
Educational Facs. Auth., Rev. Bonds (Chapman University), Series 2017-B, 4.00% 4/1/2047	3,150	3,109
Educational Facs. Auth., Rev. Bonds (Saint Mary's College of California), Series 2023-A, 5.25% 10/1/2044	1,450	1,528
Educational Facs. Auth., Rev. Bonds (Saint Mary's College of California), Series 2023-A, 5.50% 10/1/2053	4,560	4,794
Enterprise Dev. Auth., Charter School Rev. Ref. Bonds (Rocketship Public Schools - Obligated Group No. 2), Series 2022-A, 4.00% 6/1/2042 ¹	500	416
Etiwanda School Dist., G.O. Bonds, Capital Appreciation Bonds, 2016 Election, Series 2020-A, 0% 8/1/2038	1,210	683
Etiwanda School Dist., G.O. Bonds, Capital Appreciation Bonds, 2016 Election, Series 2020-A, 0% 8/1/2039	1,000	535
Etiwanda School Dist., G.O. Bonds, Capital Appreciation Bonds, 2016 Election, Series 2020-A, 0% 8/1/2040	1,000	505
Foothill/Eastern Transportation Corridor Agcy., Toll Road Rev. Ref. Bonds, Capital Appreciation Bonds, Series 2015-A, Assured Guaranty Municipal insured, 0% 1/15/2034	1,000	709
Foothill/Eastern Transportation Corridor Agcy., Toll Road Rev. Ref. Bonds, Capital Appreciation Bonds, Series 2015-A, Assured Guaranty Municipal insured, 0% 1/15/2035	1,000	680
Golden State Tobacco Securitization Corp., Enhanced Tobacco Settlement Asset-Backed Bonds, Capital Appreciation Bonds, Series 2021-B-2, 0% 6/1/2066	235,430	27,357
Hastings Campus Housing Fin. Auth., Campus Housing Rev. Green Bonds, Series 2020-A, 5.00% 7/1/2045 ¹	10,700	9,718
Hastings Campus Housing Fin. Auth., Campus Housing Rev. Green Bonds, Series 2020-A, 5.00% 7/1/2061 ¹	14,235	12,215
Hastings Campus Housing Fin. Auth., Campus Housing Rev. Green Bonds, Convertible Capital Appreciation Bonds, Series 2020-B, 0% 7/1/2061 (6.75% on 7/1/2035) ^{1,4}	10,000	3,992
Health Facs. Fncg. Auth., Rev. Bonds (Cedars-Sinai Medical Center), Series 2021-A, 3.00% 8/15/2051	6,500	5,156
Health Facs. Fncg. Auth., Rev. Bonds (CommonSpirit Health), Series 2020-A, 4.00% 4/1/2044	1,500	1,485
Health Facs. Fncg. Auth., Rev. Bonds (CommonSpirit Health), Series 2020-A, 4.00% 4/1/2045	5,570	5,483
Health Facs. Fncg. Auth., Rev. Ref. Bonds (Lucile Salter Packard Children's Hospital at Stanford), Series 2022-A, 4.00% 5/15/2051	1,750	1,730
Housing Fin. Agcy., Municipal Certs., Series 2019-1, Class X, interest only, 0.29% 1/15/2035 ^{2,3}	29,629	412
Housing Fin. Agcy., Municipal Certs., Series 2019-A-1, 4.25% 1/15/2035	6,683	6,698
Housing Fin. Agcy., Municipal Certs., Series 2021-1, Class X, interest only, 0.825% 3/25/2035 ^{2,3}	15,229	754
Housing Fin. Agcy., Municipal Certs., Series 2021-1, Class X, interest only, 0.798% 11/20/2035 ^{2,3}	60,329	3,007
Housing Fin. Agcy., Municipal Certs., Series 2021-A-1, 3.50% 11/20/2035	10,907	10,284
Housing Fin. Agcy., Municipal Certs., Series 2021-3, Class X, interest only, 0.764% 8/20/2036 ³	31,600	1,665
Housing Fin. Agcy., Municipal Certs., Series 2021-A-3, 3.25% 8/20/2036	4,704	4,366
Housing Fin. Agcy., Municipal Certs., Series 2023-1, Class X, 0.357% 9/20/2036 ²	102,649	2,558
Housing Fin. Agcy., Municipal Certs., Series 2023-1, Class A, 4.375% 9/20/2036	13,889	13,829
Independent Cities Lease Fin. Auth., Mobile Home Park Rev. Ref. Bonds (Palomar Estates West), Series 2015, 5.00% 9/15/2036	1,000	1,013
Infrastructure and Econ. Dev. Bank, Rev. Bonds (WFCS Portfolio Projects), Series 2021-A-1, 5.00% 1/1/2056 ¹	5,110	4,027
Infrastructure and Econ. Dev. Bank, Rev. Bonds (WFCS Portfolio Projects), Capital Appreciation Bonds, Series 2021-B, 0% 1/1/2061 ¹	38,915	1,982
City of Irvine, Reassessment Dist. No. 15-2, Limited Obligation Improvement Bonds, Series 2015, 5.00% 9/2/2032	350	359
City of Irvine, Reassessment Dist. No. 15-2, Limited Obligation Improvement Bonds, Series 2015, 5.00% 9/2/2033	590	606
City of Irvine, Reassessment Dist. No. 15-2, Limited Obligation Improvement Bonds, Series 2015, 5.00% 9/2/2034	615	631
City of Irvine, Reassessment Dist. No. 15-2, Limited Obligation Improvement Bonds, Series 2015, 5.00% 9/2/2035	375	385
City of Lake Elsinore, Community Facs. Dist. No. 2006-1 (Summerly), Special Tax Bonds, Series 2020, 4.00% 9/1/2036	350	352

American High-Income Municipal Bond Fund (continued)

Bonds, notes & other debt instruments (continued)	Principal amount (000)	Value (000)
California (continued)		
City of Lake Elsinore, Community Facs. Dist. No. 2006-1 (Summerly), Special Tax Bonds, Series 2020, 4.00% 9/1/2050	USD1,100	\$ 982
City of Lake Elsinore, Public Fncg. Auth., Local Agcy. Rev. Ref. Bonds, Series 2015, 5.00% 9/1/2027	70	72
City of Lake Elsinore, Public Fncg. Auth., Local Agcy. Rev. Ref. Bonds, Series 2015, 5.00% 9/1/2031	2,685	2,741
City of Lake Elsinore, Public Fncg. Auth., Local Agcy. Rev. Ref. Bonds, Series 2015, 5.00% 9/1/2035	3,330	3,394
Lammersville Joint Unified School Dist., Community Facs. Dist. No. 2014-1, Special Tax Bonds, Series 2020, 4.00% 9/1/2040	120	117
Lammersville Joint Unified School Dist., Community Facs. Dist. No. 2014-1, Special Tax Bonds, Series 2020, 4.00% 9/1/2045	275	256
Lammersville Joint Unified School Dist., Community Facs. Dist. No. 2014-1, Special Tax Bonds, Series 2020, 4.00% 9/1/2049	675	612
City of Lee Lake, Public Fncg. Auth., Special Tax Rev. Ref. Bonds, Series 2013-B, 5.375% 9/1/2035	715	716
City of Long Beach, Marina Rev. Bonds (Alamitos Bay Marina Project), Series 2015, 5.00% 5/15/2045	500	501
City of Los Angeles, Dept. of Airports, Los Angeles International Airport, Rev. Bonds, Series 2021-D, AMT, 3.00% 5/15/2040	2,865	2,483
City of Los Angeles, Dept. of Airports, Los Angeles International Airport, Rev. Bonds, Series 2021-D, AMT, 3.00% 5/15/2040 (preref. 11/15/2031)	135	134
County of Los Angeles, Community Facs. Dist. No. 2021-01 (Valencia Facs.), Improvement Area No. 1, Special Tax Bonds, Series 2022, 5.00% 9/1/2042	1,020	1,052
County of Los Angeles, Community Facs. Dist. No. 2021-01 (Valencia Facs.), Improvement Area No. 1, Special Tax Bonds, Series 2022, 5.00% 9/1/2047	905	920
County of Los Angeles, Community Facs. Dist. No. 2021-01 (Valencia Facs.), Improvement Area No. 1, Special Tax Bonds, Series 2022, 5.00% 9/1/2052	800	806
Morongo Band of Mission Indians (The), Rev. Ref. Bonds, Series 2018-B, 5.00% 10/1/2042 ¹	11,415	11,447
Municipal Fin. Auth., Educational Rev. Bonds (American Heritage Education Foundation Project), Series 2016-A, 5.00% 6/1/2036	750	763
Municipal Fin. Auth., Educational Rev. Bonds (American Heritage Education Foundation Project), Series 2016-A, 5.00% 6/1/2046	1,745	1,747
Municipal Fin. Auth., Rev. Bonds (California Baptist University), Series 2015-A, 5.25% 11/1/2035 ¹	2,035	2,060
Municipal Fin. Auth., Rev. Bonds (California Baptist University), Series 2015-A, 5.50% 11/1/2045 ¹	5,600	5,632
Municipal Fin. Auth., Rev. Bonds (California Baptist University), Series 2016-A, 5.00% 11/1/2046 ¹	750	732
Municipal Fin. Auth., Rev. Bonds (Caritas Mobile Home Park), Series 2014-A, 5.25% 8/15/2039	1,200	1,209
Municipal Fin. Auth., Rev. Bonds (Caritas Mobile Home Park), Series 2014-B, 5.875% 8/15/2049	1,000	1,002
Municipal Fin. Auth., Rev. Bonds (Clinicas del Camino Real, Inc.), Series 2020, 4.00% 3/1/2040	2,535	2,136
Municipal Fin. Auth., Rev. Bonds (Clinicas del Camino Real, Inc.), Series 2020, 4.00% 3/1/2050	2,330	1,777
Municipal Fin. Auth., Rev. Bonds (Community Health System), Series 2021-A, Assured Guaranty Municipal insured, 3.00% 2/1/2046	1,685	1,272
Municipal Fin. Auth., Rev. Bonds (Community Health System), Series 2021-A, Assured Guaranty Municipal insured, 4.00% 2/1/2051	2,910	2,644
Municipal Fin. Auth., Rev. Bonds (HumanGood - California Obligated Group), Series 2021, 3.00% 10/1/2046	2,000	1,614
Municipal Fin. Auth., Rev. Bonds (HumanGood - California Obligated Group), Series 2021, 3.00% 10/1/2049	5,125	3,985
Municipal Fin. Auth., Rev. Bonds (John Adams Academies, Inc.), Series 2019-A, 4.00% 10/1/2029 ¹	400	386
Municipal Fin. Auth., Rev. Bonds (John Adams Academies, Inc.), Series 2019-A, 5.00% 10/1/2049 ¹	1,525	1,411
Municipal Fin. Auth., Rev. Bonds (John Adams Academies, Inc.), Series 2019-A, 5.00% 10/1/2057 ¹	1,100	994
Municipal Fin. Auth., Rev. Bonds (LINXS APM Project), Series 2018-A, AMT, 4.00% 12/31/2047	6,855	6,218
Municipal Fin. Auth., Rev. Ref. Bonds (Azusa Pacific University Project), Series 2015-B, 5.00% 4/1/2026	1,065	1,069
Municipal Fin. Auth., Rev. Ref. Bonds (Azusa Pacific University Project), Series 2015-B, 5.00% 4/1/2030	2,505	2,519
Municipal Fin. Auth., Senior Living Rev. Bonds (Mt. San Antonio Gardens Project), Series 2022-B-2, 2.125% 11/15/2026	275	274
Municipal Fin. Auth., Senior Living Rev. Bonds (Mt. San Antonio Gardens Project), Series 2019, 5.00% 11/15/2039	425	426
Municipal Fin. Auth., Senior Living Rev. Bonds (Mt. San Antonio Gardens Project), Series 2022-A, 4.00% 11/15/2042	465	402
Municipal Fin. Auth., Senior Living Rev. Bonds (Mt. San Antonio Gardens Project), Series 2022-A, 4.00% 11/15/2052	500	393
Municipal Fin. Auth., Social Rev. Bonds (HealthRIGHT 360), Series 2019-A, 5.00% 11/1/2039 ¹	525	529
Municipal Fin. Auth., Social Rev. Bonds (HealthRIGHT 360), Series 2019-A, 5.00% 11/1/2049 ¹	2,000	1,880
Municipal Fin. Auth., Solid Waste Disposal Rev. Bonds (Republic Services, Inc. Project), Series 2023-A, AMT, 4.375% 9/1/2053 (put 9/1/2033)	2,250	2,353
Municipal Fin. Auth., Special Fac. Rev. Bonds (United Airlines, Inc. Los Angeles International Airport Project), Series 2019, AMT, 4.00% 7/15/2029	6,925	6,924
Municipal Fin. Auth., Special Fin. Agcy. VII, Essential Housing Rev. Bonds (The Breakwater Apartments), Series 2021-A-2, 4.00% 8/1/2047 ¹	1,725	1,388

American High-Income Municipal Bond Fund (continued)

Bonds, notes & other debt instruments (continued)	Principal amount (000)	Value (000)
California (continued)		
Municipal Fin. Auth., Special Fin. Agcy. XII, Essential Housing Rev. Bonds (Allure Apartments), Series 2022-A-1, 3.25% 2/1/2057 ¹	USD12,025	\$8,672
Municipal Fin. Auth., Special Fin. Agcy., Essential Housing Rev. Bonds (Latitude 33), Series 2021-A-2, 4.00% 12/1/2045 ¹	3,280	2,645
Municipal Fin. Auth., Special Fin. Agcy., Essential Housing Rev. Bonds (Latitude 33), Series 2021-A-1, 3.00% 12/1/2056 ¹	6,990	4,789
Municipal Fin. Auth., Student Housing Rev. Bonds (CHF-Davis II, LLC - Orchard Park Student Housing Project), Series 2021, BAM insured, 4.00% 5/15/2046	290	283
Municipal Fin. Auth., Student Housing Rev. Bonds (CHF-Davis II, LLC - Orchard Park Student Housing Project), Series 2021, BAM insured, 3.00% 5/15/2051	3,470	2,632
Municipal Fin. Auth., Student Housing Rev. Bonds (CHF-Davis II, LLC - Orchard Park Student Housing Project), Series 2021, BAM insured, 3.00% 5/15/2054	805	594
Newport-Mesa Unified School Dist., G.O. Rev. Ref. Bonds, Capital Appreciation Bonds, Series 2017, 0% 8/1/2044	1,780	771
Northern California Gas Auth. No. 1, Gas Project Rev. Bonds, Series 2007-B, (3-month USD CME Term SOFR x 0.67 + 0.72%) 4.466% 7/1/2027 ²	5,475	5,384
County of Orange, Community Facs. Dist. No. 2015-1 (Esencia Village), Special Tax Rev. Ref. Bonds, Series 2015-A, 5.25% 8/15/2045	560	568
County of Orange, Community Facs. Dist. No. 2021-1 (Rienda), Special Tax Bonds, Series 2022-A, 5.00% 8/15/2037	1,260	1,352
County of Orange, Community Facs. Dist. No. 2021-1 (Rienda), Special Tax Bonds, Series 2022-A, 5.00% 8/15/2042	600	629
County of Orange, Community Facs. Dist. No. 2021-1 (Rienda), Special Tax Bonds, Series 2022-A, 5.00% 8/15/2047	970	1,000
County of Orange, Community Facs. Dist. No. 2021-1 (Rienda), Special Tax Bonds, Series 2022-A, 5.00% 8/15/2052	2,350	2,408
County of Orange, Community Facs. Dist. No. 2023-1 (Rienda Phase 2B), Special Tax Bonds, Series 2023-A, 5.50% 8/15/2053	845	885
City of Palm Desert, Community Facs. Dist. No. 2021-1 (University Park), Special Tax Bonds, Series 2021, 4.00% 9/1/2041	220	207
City of Palm Desert, Community Facs. Dist. No. 2021-1 (University Park), Special Tax Bonds, Series 2021, 4.00% 9/1/2051	1,175	1,034
Palomar Pomerado Health, G.O. Bonds, Capital Appreciation Bonds, 2004 Election, Series 2009-A, Assured Guaranty insured, 0% 8/1/2029	2,750	2,310
Palomar Pomerado Health, G.O. Bonds, Capital Appreciation Bonds, 2004 Election, Series 2009-A, Assured Guaranty insured, 0% 8/1/2031	2,500	1,965
Pollution Control Fncg. Auth., Water Furnishing Rev. Bonds (Poseidon Resources (Channelside), LP Desalination Project), Series 2012, AMT, 5.00% 11/21/2045 ¹	3,250	3,252
Public Fin. Auth., Rev. Bonds (Henry Mayo Newhall Memorial Hospital), Series 2021-B, 4.00% 10/15/2051 (put 10/15/2031)	685	676
Public Fin. Auth., Senior Living Rev. and Rev. Ref. Green Bonds (Enso Village Project), Series 2021-B-3, 2.125% 11/15/2027 ¹	410	410
Public Fin. Auth., Senior Living Rev. and Rev. Ref. Green Bonds (Enso Village Project), Series 2021-B-2, 2.375% 11/15/2028 ¹	1,000	974
Public Fin. Auth., Senior Living Rev. and Rev. Ref. Green Bonds (Enso Village Project), Series 2021-B-1, 3.125% 5/15/2029 ¹	1,575	1,514
Public Fin. Auth., Senior Living Rev. and Rev. Ref. Green Bonds (Enso Village Project), Series 2021-A, 5.00% 11/15/2036 ¹	625	566
Public Fin. Auth., Senior Living Rev. and Rev. Ref. Green Bonds (Enso Village Project), Series 2021-A, 5.00% 11/15/2046 ¹	1,000	826
Public Fin. Auth., Senior Living Rev. and Rev. Ref. Green Bonds (Enso Village Project), Series 2021-A, 5.00% 11/15/2051 ¹	910	729
Public Fin. Auth., Senior Living Rev. and Rev. Ref. Green Bonds (Enso Village Project), Series 2021-A, 5.00% 11/15/2056 ¹	645	506
City of Rancho Cordova, Community Facs. Dist. No. 2003-1 (Sunridge Anatolia), Special Tax Bonds, Series 2016, 4.00% 9/1/2037	500	500
River Islands Public Fncg. Auth., Community Facs. Dist. No. 2003-1 (Public Improvements), Special Tax Bonds, Series 2019-A, 5.00% 9/1/2038	3,750	3,895
River Islands Public Fncg. Auth., Community Facs. Dist. No. 2003-1 (Public Improvements), Special Tax Bonds, Series 2019-A, 5.00% 9/1/2048	4,545	4,597
River Islands Public Fncg. Auth., Community Facs. Dist. No. 2003-1 (Public Improvements), Special Tax Bonds, Series 2022, 5.75% 9/1/2052	4,250	4,358
River Islands Public Fncg. Auth., Community Facs. Dist. No. 2019-1 (Phase 2 Public Improvements), Special Tax Bonds, Series 2021, 4.00% 9/1/2051	1,000	859

American High-Income Municipal Bond Fund (continued)

Bonds, notes & other debt instruments (continued)	Principal amount (000)	Value (000)
California (continued)		
River Islands Public Fncg. Auth., Community Facs. Dist. No. 2021-1 (Public Improvements), Special Tax Bonds, Series 2021-1, 4.00% 9/1/2041	USD1,015	\$ 951
River Islands Public Fncg. Auth., Community Facs. Dist. No. 2021-1 (Public Improvements), Special Tax Bonds, Series 2021-1, 4.00% 9/1/2046	1,530	1,369
River Islands Public Fncg. Auth., Community Facs. Dist. No. 2021-1 (Public Improvements), Special Tax Bonds, Series 2021-1, 4.00% 9/1/2051	2,695	2,312
County of Riverside, Redev. Agcy., Tax Allocation Bonds (Jurupa Valley Redev. Project Area), Capital Appreciation Bonds, Series 2011-B, 0% 10/1/2039	4,210	2,221
County of Riverside, Transportation Commission, Toll Rev. Ref. Bonds, Series 2021-B-1, BAM insured, 3.00% 6/1/2049	1,000	797
City of Roseville, Community Facs. Dist. No. 1 (Westpark), Special Tax Rev. Ref. Bonds, Series 2015, 5.00% 9/1/2029	1,000	1,025
City of Roseville, Community Facs. Dist. No. 1 (Westpark), Special Tax Rev. Ref. Bonds, Series 2015, 5.00% 9/1/2030	455	466
City of Roseville, Community Facs. Dist. No. 1 (Westpark), Special Tax Rev. Ref. Bonds, Series 2015, 5.00% 9/1/2031	595	609
City of Roseville, Community Facs. Dist. No. 1 (Westpark), Special Tax Rev. Ref. Bonds, Series 2015, 5.00% 9/1/2033	500	512
City of Sacramento, Community Facs. Dist. No. 2019-01 (Delta Shores), Improvement Area No. 2, Special Tax Bonds, Series 2022, 5.50% 9/1/2052	4,695	4,773
City of Sacramento, Community Facs. Dist. No. 2019-01 (Delta Shores), Improvement Area No. 2, Special Tax Bonds, Series 2022, 5.75% 9/1/2052	4,285	4,418
County of Sacramento, Water Fncg. Auth., Rev. Ref. Bonds (Water Agcy. Zones 40 and 41), Series 2007-B, FGIC-National insured, (3-month USD CME Term SOFR x 0.67 + 0.55%) 4.413% 6/1/2034 ²	4,930	4,662
City of San Diego, Community Facs. Dist. No. 4 (Black Mountain Ranch Villages), Special Tax Bonds, Series 2016, 5.00% 9/1/2027	355	370
City of San Diego, Community Facs. Dist. No. 4 (Black Mountain Ranch Villages), Special Tax Bonds, Series 2016, 5.00% 9/1/2028	785	818
City of San Diego, Community Facs. Dist. No. 4 (Black Mountain Ranch Villages), Special Tax Bonds, Series 2016, 5.00% 9/1/2029	245	255
City of San Diego, Community Facs. Dist. No. 4 (Black Mountain Ranch Villages), Special Tax Bonds, Series 2016, 5.00% 9/1/2030	245	255
City and County of San Francisco, Community Facs. Dist. No. 2016-1 (Treasure Island), Improvement Area No. 1, Special Tax Bonds, Series 2021, 4.00% 9/1/2046	2,155	1,958
City and County of San Francisco, Community Facs. Dist. No. 2016-1 (Treasure Island), Improvement Area No. 1, Special Tax Bonds, Series 2021, 4.00% 9/1/2051	1,140	1,002
City and County of San Francisco, Community Facs. Dist. No. 2016-1 (Treasure Island), Improvement Area No. 2, Special Tax Bonds, Series 2022-A, 4.00% 9/1/2042 ¹	2,005	1,863
City and County of San Francisco, Community Facs. Dist. No. 2016-1 (Treasure Island), Improvement Area No. 2, Special Tax Bonds, Series 2022-A, 4.00% 9/1/2052 ¹	1,500	1,290
City and County of San Francisco, Special Tax Dist. No. 2020-1 (Mission Rock Facs. and Services), Dev. Special Tax Bonds, Series 2021-A, 4.00% 9/1/2036 ¹	440	435
City and County of San Francisco, Special Tax Dist. No. 2020-1 (Mission Rock Facs. and Services), Dev. Special Tax Bonds, Series 2021-A, 4.00% 9/1/2051 ¹	6,285	5,362
City and County of San Francisco, Special Tax Dist. No. 2020-1 (Mission Rock Facs. and Services), Office Special Tax Bonds, Series 2023-B, 5.25% 9/1/2038 ¹	1,260	1,320
City and County of San Francisco, Special Tax Dist. No. 2020-1 (Mission Rock Facs. and Services), Office Special Tax Bonds, Series 2023-B, 5.50% 9/1/2043 ¹	650	678
City and County of San Francisco, Special Tax Dist. No. 2020-1 (Mission Rock Facs. and Services), Office Special Tax Bonds, Series 2023-B, 5.75% 9/1/2053 ¹	940	976
City and County of San Francisco, Special Tax Dist. No. 2020-1 (Mission Rock Facs. and Services), Shoreline Special Tax Bonds, Series 2023-C, 5.75% 9/1/2053 ¹	770	799
City and County of San Francisco, Successor Agcy. to the Redev. Agcy., Community Facs. Dist. No. 6 (Mission Bay South Public Improvements), Special Tax Rev. Ref. Bonds, Series 2013-A, 5.00% 8/1/2031	500	501
City and County of San Francisco, Successor Agcy. to the Redev. Agcy., Community Facs. Dist. No. 7 (Hunters Point Shipyard Phase 1 Improvements), Special Tax Rev. Ref. Bonds, Series 2014, 5.00% 8/1/2044	865	868
City and County of San Francisco, Successor Agcy. to the Redev. Agcy., Tax Allocation Rev. Ref. Bonds (Mission Bay South Redev. Project), Series 2016-C, 5.00% 8/1/2031	665	705
City of San Francisco, Bay Area Rapid Transit Dist., G.O. Green Bonds, 2016 Election, Series 2020-C-1, 3.00% 8/1/2050	3,270	2,587
San Francisco Community College Dist., G.O. Bonds, 2020 Election, Series 2020-A, 3.00% 6/15/2045	2,850	2,324

American High-Income Municipal Bond Fund (continued)

Bonds, notes & other debt instruments (continued)	Principal amount (000)	Value (000)
California (continued)		
School Fin. Auth., Charter School Rev. Bonds (Classical Academies Oceanside Project), Series 2022-A, 5.00% 10/1/2052 ¹	USD1,250	\$ 1,223
School Fin. Auth., Charter School Rev. Bonds (Classical Academies Oceanside Project), Series 2022-A, 5.00% 10/1/2061 ¹	1,170	1,125
School Fin. Auth., Charter School Rev. Bonds (Classical Academies Project), Series 2017-A, 4.00% 10/1/2027 ¹	800	792
School Fin. Auth., Charter School Rev. Bonds (Classical Academies Project), Series 2017-A, 5.00% 10/1/2044 ¹	2,000	2,002
School Fin. Auth., Charter School Rev. Bonds (Equitas Academy Obligated Group), Series 2018-A, 5.00% 6/1/2029 ¹	750	755
School Fin. Auth., Charter School Rev. Bonds (Equitas Academy Obligated Group), Series 2018-A, 5.00% 6/1/2048 ¹	1,000	946
School Fin. Auth., Charter School Rev. Bonds (Larchmont Charter School Project), Series 2018-A, 5.00% 6/1/2028 ¹	585	598
School Fin. Auth., Charter School Rev. Bonds (Larchmont Charter School Project), Series 2018-A, 5.00% 6/1/2043 ¹	760	761
School Fin. Auth., Charter School Rev. Bonds (Rocketship Education Obligated Group), Series 2016-A, 5.00% 6/1/2046 ¹	1,850	1,823
School Fin. Auth., Charter School Rev. Bonds (Rocketship Education Obligated Group), Series 2017-A, 5.125% 6/1/2047 ¹	750	749
School Fin. Auth., Charter School Rev. Bonds (Rocketship Education Obligated Group), Series 2017-A, 5.25% 6/1/2052 ¹	250	250
School Fin. Auth., Charter School Rev. Bonds (Rocketship Public Schools Obligated Group), Series 2017-G, 5.00% 6/1/2037 ¹	360	363
School Fin. Auth., Charter School Rev. Bonds (Rocketship Public Schools Obligated Group), Series 2017-G, 5.00% 6/1/2047 ¹	1,470	1,444
School Fin. Auth., Educational Fac. Rev. Bonds (River Springs Charter School Project), Series 2023-A, 5.75% 7/1/2042 ¹	415	423
School Fin. Auth., Educational Fac. Rev. Bonds (River Springs Charter School Project), Series 2015-A, 6.375% 7/1/2046 (preref. 7/1/2025) ¹	3,315	3,466
School Fin. Auth., Educational Fac. Rev. Bonds (River Springs Charter School Project), Series 2015-A, 6.375% 7/1/2046 (preref. 7/1/2025) ¹	440	459
School Fin. Auth., Educational Fac. Rev. Bonds (River Springs Charter School Project), Series 2017-A, 5.00% 7/1/2052 ¹	2,350	2,138
School Fin. Auth., Educational Fac. Rev. Bonds (River Springs Charter School Project), Series 2017-A, 5.00% 7/1/2047 ¹	1,460	1,355
School Fin. Auth., School Fac. Rev. Ref. Bonds (High Tech High Learning Project), Series 2017-A, 4.00% 7/1/2024 ¹	420	419
School Fin. Auth., School Fac. Rev. Ref. Bonds (High Tech High Learning Project), Series 2017-A, 4.00% 7/1/2025 ¹	235	233
School Fin. Auth., School Fac. Rev. Ref. Bonds (High Tech High Learning Project), Series 2017-A, 5.00% 7/1/2049 ¹	1,000	940
City of Seal Beach, Community Facs. Dist. No. 2005-1 (Pacific Gateway Business Center), Special Tax Rev. Ref. Bonds, Series 2016, 3.00% 9/1/2027	100	97
City of Seal Beach, Community Facs. Dist. No. 2005-1 (Pacific Gateway Business Center), Special Tax Rev. Ref. Bonds, Series 2016, 3.00% 9/1/2028	120	117
City of Seal Beach, Community Facs. Dist. No. 2005-1 (Pacific Gateway Business Center), Special Tax Rev. Ref. Bonds, Series 2016, 3.125% 9/1/2030	175	168
City of Seal Beach, Community Facs. Dist. No. 2005-1 (Pacific Gateway Business Center), Special Tax Rev. Ref. Bonds, Series 2016, 3.125% 9/1/2031	460	441
Southern California Logistics Airport Auth., Tax Allocation Parity Bonds (Southern California Logistics Airport Project), Series 2005-A, Assured Guaranty insured, 4.50% 12/1/2030	120	121
Statewide Communities Dev. Auth., Rev. Bonds (American Baptist Homes of the West), Series 2015, 5.00% 10/1/2045	850	856
Statewide Communities Dev. Auth., Rev. Bonds (California Baptist University), Series 2014-A, 6.375% 11/1/2043 ¹	2,700	2,704
Statewide Communities Dev. Auth., Rev. Bonds (Front Porch Communities and Services), Series 2021-A, 3.00% 4/1/2051	6,230	4,761
Statewide Communities Dev. Auth., Rev. Bonds (Lancer Educational Student Housing Project), Series 2019-A, 5.00% 6/1/2034 ¹	275	281
Statewide Communities Dev. Auth., Rev. Bonds (Lancer Educational Student Housing Project), Series 2019-A, 5.00% 6/1/2039 ¹	370	370
Statewide Communities Dev. Auth., Rev. Bonds (Loma Linda University Medical Center), Series 2014-A, 5.25% 12/1/2044	5,000	5,009
Statewide Communities Dev. Auth., Rev. Bonds (Loma Linda University Medical Center), Series 2014-A, 5.50% 12/1/2054	2,190	2,188
Statewide Communities Dev. Auth., Rev. Bonds (Loma Linda University Medical Center), Series 2016-A, 5.25% 12/1/2056 ¹	14,100	14,192

American High-Income Municipal Bond Fund (continued)

Bonds, notes & other debt instruments (continued)	Principal amount (000)	Value (000)
California (continued)		
Statewide Communities Dev. Auth., Rev. Ref. Bonds (California Baptist University), Series 2017-A, 5.00% 11/1/2032 ¹	USD720	\$ 737
Statewide Communities Dev. Auth., Rev. Ref. Bonds (Lancer Educational Student Housing Project), Series 2016-A, 4.00% 6/1/2026 ¹	1,980	1,953
Statewide Communities Dev. Auth., Rev. Ref. Bonds (Lancer Educational Student Housing Project), Series 2016-A, 5.00% 6/1/2036 ¹	2,610	2,624
Statewide Communities Dev. Auth., Rev. Ref. Bonds (Lancer Educational Student Housing Project), Series 2016-A, 5.00% 6/1/2046 ¹	3,750	3,585
Statewide Communities Dev. Auth., Statewide Community Infrastructure Program Rev. Bonds (City of Hesperia Rancho Road Widening Improvements), Series 2023, 5.75% 9/2/2053	4,495	4,384
Statewide Communities Dev. Auth., Student Housing Rev. Bonds (CHF-Irvine, LLC - University of California, Irvine East Campus Apartments), Series 2016, 5.00% 5/15/2040	1,150	1,161
Statewide Communities Dev. Auth., Student Housing Rev. Bonds (Custodial Receipts), Series 2017, 4.305% 7/1/2032	3,910	3,618
City of Thousand Oaks, Community Facs. Dist. No. 1994-1 (Marketplace Public Pedestrian, Traffic Circulation and Parking Facs.), Special Tax Rev. Ref. Bonds, Series 2012, 5.375% 9/1/2031	935	937
Tobacco Securitization Auth. of Southern California, Tobacco Settlement Asset-Backed Rev. Ref. Bonds (San Diego County Tobacco Asset Securitization Corp.), Capital Appreciation Bonds, Series 2019-B2-2, 0% 6/1/2054	10,735	2,072
Regents of the University of California, Medical Center Pooled Rev. Bonds, Series 2016-L, 4.00% 5/15/2037	1,300	1,317
		<u>724,770</u>
Colorado 9.43%		
County of Adams, Amber Creek Metropolitan Dist., Limited Tax G.O. Bonds, Series 2017-B, 7.75% 12/15/2047 ⁵	513	468
County of Adams, Amber Creek Metropolitan Dist., Limited Tax G.O. Rev. Ref. and Improvement Bonds, Series 2017-A, 5.00% 12/1/2037	1,621	1,495
County of Adams, Amber Creek Metropolitan Dist., Limited Tax G.O. Rev. Ref. and Improvement Bonds, Series 2017-A, 5.125% 12/1/2047	2,507	2,211
County of Adams, Bradburn Metropolitan Dist. No. 2, Limited Tax G.O. Bonds, Series 2018-B, 7.25% 12/15/2047 ⁵	2,488	2,463
County of Adams, Bradburn Metropolitan Dist. No. 2, Limited Tax G.O. Rev. Ref. and Improvement Bonds (Convertible to Unlimited Tax), Series 2018-A, 5.00% 12/1/2038	840	836
County of Adams, Bradburn Metropolitan Dist. No. 2, Limited Tax G.O. Rev. Ref. and Improvement Bonds (Convertible to Unlimited Tax), Series 2018-A, 5.00% 12/1/2047	1,200	1,155
County of Adams, Brighton Crossing Metropolitan Dist. No. 4, Limited Tax G.O. Bonds, Series 2017-B, 7.00% 12/15/2047 ⁵	670	635
County of Adams, Brighton Crossing Metropolitan Dist. No. 4, Limited Tax G.O. Bonds (Convertible to Unlimited Tax), Series 2017-A, 4.00% 12/1/2027	606	593
County of Adams, Brighton Crossing Metropolitan Dist. No. 4, Limited Tax G.O. Bonds (Convertible to Unlimited Tax), Series 2017-A, 5.00% 12/1/2037	1,055	1,056
County of Adams, Brighton Crossing Metropolitan Dist. No. 4, Limited Tax G.O. Bonds (Convertible to Unlimited Tax), Series 2017-A, 5.00% 12/1/2047	3,170	3,060
County of Adams, Clear Creek Transit Metropolitan Dist. No. 2, Rev. Supported Limited Tax G.O. Bonds, Series 2021-A, 4.00% 12/1/2031	525	485
County of Adams, Clear Creek Transit Metropolitan Dist. No. 2, Rev. Supported Limited Tax G.O. Bonds, Series 2021-A, 5.00% 12/1/2041	2,925	2,735
County of Adams, Clear Creek Transit Metropolitan Dist. No. 2, Rev. Supported Limited Tax G.O. Bonds, Series 2021-A, 5.00% 12/1/2050	5,000	4,415
County of Adams, Clear Creek Transit Metropolitan Dist. No. 2, Rev. Supported Limited Tax G.O. Bonds, Series 2021-B, 7.90% 12/15/2050 ⁵	1,125	1,042
County of Adams, DIATC Metropolitan Dist., Limited Tax G.O. Rev. Ref. and Improvement Bonds, Series 2019, 5.00% 12/1/2039 ¹	1,985	1,959
County of Adams, DIATC Metropolitan Dist., Limited Tax G.O. Rev. Ref. and Improvement Bonds, Series 2019, 5.00% 12/1/2049 ¹	3,000	2,854
County of Adams, Pomponio Terrace Metropolitan Dist., Limited Tax G.O. Bonds, Series 2019-A, 5.00% 12/1/2049	2,906	2,765
County of Adams, Pomponio Terrace Metropolitan Dist., Limited Tax G.O. Bonds, Series 2019-B, 7.75% 12/15/2049 ⁵	816	775
County of Adams, Rocky Mountain Rail Park Metropolitan Dist., Limited Tax G.O. and Enterprise Rev. Bonds, Series 2021-A, 5.00% 12/1/2041 ¹	1,000	698
County of Adams, Rocky Mountain Rail Park Metropolitan Dist., Limited Tax G.O. and Enterprise Rev. Bonds, Series 2021-A, 5.00% 12/1/2051 ¹	14,200	8,506

American High-Income Municipal Bond Fund (continued)

Bonds, notes & other debt instruments (continued)	Principal amount (000)	Value (000)
Colorado (continued)		
County of Adams, The Village at Dry Creek Metropolitan Dist. No. 2, Limited Tax G.O. and Special Rev. Bonds, Series 2019, 4.375% 12/1/2044	USD2,363	\$ 2,135
County of Arapahoe, Copperleaf Metropolitan Dist. No. 4, Limited Tax G.O. Bonds, Series 2020-B, 7.875% 12/15/2049 ⁵	3,945	3,763
County of Arapahoe, Copperleaf Metropolitan Dist. No. 4, Limited Tax G.O. Bonds (Convertible to Unlimited Tax), Series 2020-A, 5.00% 12/1/2049	7,530	7,015
County of Arapahoe, Copperleaf Metropolitan Dist. No. 9, Limited Tax G.O. Bonds, Series 2021, 4.875% 12/1/2051 ⁵	5,000	4,041
County of Arapahoe, Fitzsimons Village Metropolitan Dist. No. 1, Limited Tax G.O. and Special Rev. Ref. Bonds, Series 2020-A, 5.00% 12/1/2049	3,644	3,297
County of Arapahoe, Fitzsimons Village Metropolitan Dist. No. 3, Limited Tax G.O. and Special Rev. Ref. and Improvement Bonds, Series 2021-A-1, 4.00% 12/1/2026	840	803
County of Arapahoe, Fitzsimons Village Metropolitan Dist. No. 3, Limited Tax G.O. and Special Rev. Ref. and Improvement Bonds, Series 2021-A-1, 4.00% 12/1/2031	555	500
County of Arapahoe, Fitzsimons Village Metropolitan Dist. No. 3, Limited Tax G.O. and Special Rev. Ref. and Improvement Bonds, Series 2021-A-1, 4.00% 12/1/2041	2,100	1,621
County of Arapahoe, Fitzsimons Village Metropolitan Dist. No. 3, Limited Tax G.O. and Special Rev. Ref. and Improvement Bonds, Series 2021-A-1, 4.25% 12/1/2055	11,670	8,428
County of Arapahoe, Forest Trace Metropolitan Dist. No. 3, G.O. Limited Tax Bonds. Series 2023-B, 9.00% 12/15/2047 ¹	1,047	1,063
County of Arapahoe, Gardens of Havana Metropolitan Dist. No. 3, Special Rev. Ref. Bonds, Series 2017-A, 4.625% 12/1/2027	1,241	1,235
County of Arapahoe, Powhaton Road Metropolitan Dist. No. 3, Limited Tax Supported Rev. Bonds, Series 2021, 5.00% 12/1/2051 ⁵	5,960	5,182
Arkansas River Power Auth., Power Supply System Rev. Ref. Bonds, Series 2018-A, 5.00% 10/1/2033	1,685	1,766
Arkansas River Power Auth., Power Supply System Rev. Ref. Bonds, Series 2018-A, 5.00% 10/1/2043	4,000	4,104
City of Arvada, Canyon Pines Metropolitan Dist., Special Improvement Dist. No. 1, Special Assessment Rev. Bonds, Series 2021-A-2, 3.75% 12/1/2040	5,000	3,944
City of Arvada, Haskins Station Metropolitan Dist., Limited Tax G.O. and Special Rev. Bonds, Series 2019-A, 5.00% 12/1/2039	3,810	3,552
City of Arvada, Haskins Station Metropolitan Dist., Limited Tax G.O. and Special Rev. Bonds, Series 2019-A, 5.00% 12/1/2049	5,525	4,931
City of Arvada, Mountain Shadows Metropolitan Dist., Limited Tax G.O. Rev. Ref. and Improvement Bonds, Series 2016, 5.00% 12/1/2035	2,000	2,004
City of Arvada, Mountain Shadows Metropolitan Dist., Limited Tax G.O. Rev. Ref. and Improvement Bonds, Series 2016, 5.00% 12/1/2046	1,000	950
City of Arvada, Sabell Metropolitan Dist., Limited Tax G.O. Bonds, Series 2020-B-3, 8.25% 12/15/2050 ^{1,5}	606	576
City of Arvada, Sabell Metropolitan Dist., Limited Tax G.O. Bonds (Convertible to Unlimited Tax), Series 2020-A, 5.00% 12/1/2050 ¹	3,170	2,882
Town of Ault, Conestoga Metropolitan Dist. No. 2, Limited Tax G.O. Rev. Ref. and Improvement Bonds, Series 2021-A-3, 5.25% 12/1/2051 ⁵	1,625	1,478
City of Aurora, Aurora Crossroads Metropolitan Dist. No. 2, Limited Tax G.O. Bonds, Series 2020-A, 5.00% 12/1/2040	1,000	969
City of Aurora, Aurora Crossroads Metropolitan Dist. No. 2, Limited Tax G.O. Bonds, Series 2020-A, 5.00% 12/1/2050	4,065	3,722
City of Aurora, Buckley Metropolitan Dist. No. 2, Limited Tax G.O. Bonds, Series 2021, 6.00% 12/1/2051 ⁵	29,160	26,466
City of Aurora, Colorado International Center Metropolitan Dist. No. 3, Limited Tax G.O. Rev. Ref. and Improvement Bonds (Convertible to Unlimited Tax), Series 2016, 4.625% 12/1/2031	566	549
City of Aurora, Colorado International Center Metropolitan Dist. No. 3, Limited Tax G.O. Rev. Ref. and Improvement Bonds (Convertible to Unlimited Tax), Series 2016, 5.00% 12/1/2046	3,140	3,024
City of Aurora, Colorado International Center Metropolitan Dist. No. 7, Limited Tax G.O. Bonds, Convertible Capital Appreciation Bonds, Series 2021, 0% 12/1/2051 (5.25% on 12/1/2027) ⁴	14,150	8,402
City of Aurora, Colorado Science and Technology Park Metropolitan Dist. No. 1, Special Rev. Ref. and Improvement Bonds, Series 2018, 4.375% 12/1/2026	2,157	2,134
City of Aurora, Colorado Science and Technology Park Metropolitan Dist. No. 1, Special Rev. Ref. and Improvement Bonds, Series 2018, 5.00% 12/1/2033	3,040	3,049
City of Aurora, Colorado Science and Technology Park Metropolitan Dist. No. 1, Special Rev. Ref. and Improvement Bonds, Series 2018, 5.25% 12/1/2048	6,255	6,161
City of Aurora, Cornerstar Metropolitan Dist., Limited Tax G.O. Rev. Ref. Bonds (Convertible to Unlimited Tax), Series 2017-A, 4.50% 12/1/2027	500	498
City of Aurora, Forest Trace Metropolitan Dist. No. 3, Limited Tax G.O. Bonds, Series 2020-B, 7.875% 12/15/2049 ⁵	933	935
City of Aurora, HM Metropolitan Dist. No. 2, Limited Tax G.O. and Special Rev. Bonds, Convertible Capital Appreciation Bonds, Series 2021, 0% 12/1/2051 (6.00% on 12/1/2027) ⁴	58,557	32,914

American High-Income Municipal Bond Fund (continued)

Bonds, notes & other debt instruments (continued)	Principal amount (000)	Value (000)
Colorado (continued)		
City of Aurora, Horizon Metropolitan Dist. No. 2, Limited Tax G.O. and Special Rev. Bonds, Series 2021-A-3, 4.50% 12/1/2051 ^{1,5}	USD6,380	\$ 4,603
City of Aurora, Inspiration Metropolitan Dist., Limited Tax G.O. Bonds (Convertible to Unlimited Tax), Series 2021-B, 5.00% 12/15/2036	761	696
City of Aurora, Painted Prairie Metropolitan Dist. No. 2, Limited Tax G.O. Bonds, Series 2018, 5.25% 12/1/2048	2,000	1,881
City of Aurora, Parkside at City Centre Business Improvement Dist., Special Rev. and Tax Supported Senior Bonds, Series 2019-A, 6.25% 12/1/2048	13,270	13,072
City of Aurora, Pronghorn Valley Metropolitan Dist., Limited Tax G.O. Bonds, Series 2021-B, 7.25% 12/15/2051 ⁵	524	478
City of Aurora, Pronghorn Valley Metropolitan Dist., Limited Tax G.O. Bonds (Convertible to Unlimited Tax), Series 2021-A, 3.75% 12/1/2041	3,100	2,493
City of Aurora, Pronghorn Valley Metropolitan Dist., Limited Tax G.O. Bonds (Convertible to Unlimited Tax), Series 2021-A, 4.00% 12/1/2051	3,275	2,532
City of Aurora, Senac South Metropolitan Dist. No. 2, Limited Tax G.O. Bonds, Series 2021-A-3, 5.25% 12/1/2051 ⁵	10,415	9,226
City of Aurora, Southlands Metropolitan Dist. No. 1, G.O. Rev. Ref. Bonds, Series 2017-A-1, 5.00% 12/1/2037	2,265	2,270
City of Aurora, Southlands Metropolitan Dist. No. 1, G.O. Rev. Ref. Bonds, Series 2017-A-2, 5.00% 12/1/2037	600	601
City of Aurora, Southlands Metropolitan Dist. No. 1, G.O. Rev. Ref. Bonds, Series 2017-A-1, 5.00% 12/1/2047	3,085	2,986
City of Aurora, Transport Metropolitan Dist. No. 3, Limited Tax G.O. Bonds, Series 2021-A-1, 4.125% 12/1/2031	800	725
City of Aurora, Transport Metropolitan Dist. No. 3, Limited Tax G.O. Bonds, Capital Appreciation Bonds, Series 2021-A-1, 0% 12/1/2051 (5.50% on 12/1/2025) ⁴	3,000	2,301
City of Aurora, Velocity Metropolitan Dist. No. 5, Limited Tax G.O. Bonds, Series 2022-B, 8.00% 12/15/2039 ⁵	14,190	13,318
City of Aurora, Windler Public Improvement Auth., Limited Tax Supported Rev. Bonds, Series 2021-A-1, 4.00% 12/1/2041	2,135	1,386
City of Aurora, Windler Public Improvement Auth., Limited Tax Supported Rev. Bonds, Series 2021-A-1, 4.125% 12/1/2051	21,480	11,249
City of Aurora, Windler Public Improvement Auth., Limited Tax Supported Rev. Bonds, Convertible Capital Appreciation Bonds, Series 2021-A-2, 0% 12/1/2036 (4.375% on 12/1/2027) ⁴	7,370	4,608
Town of Bennett, Section 27 Metropolitan Dist., Limited Tax G.O. Bonds, Series 2021, 4.50% 12/1/2051 ⁵	4,160	3,236
City of Brighton, Brighton Crossing Metropolitan Dist. No. 6, Limited Tax G.O. Bonds, Series 2020-A, 5.00% 12/1/2040	1,030	955
City of Brighton, Brighton Crossing Metropolitan Dist. No. 6, Limited Tax G.O. Bonds, Series 2020-A, 5.00% 12/1/2050	10,230	9,020
City of Brighton, Prairie Corner Metropolitan Dist., Limited Tax G.O. Bonds, Series 2021, 4.875% 12/1/2051	3,000	2,421
City and County of Broomfield, Arista Metropolitan Dist., Limited Tax G.O. Rev. Ref. and Improvement Bonds, Series 2023-B, 8.25% 12/15/2039	9,500	9,822
City and County of Broomfield, Aspen Street Metropolitan Dist., Limited Tax G.O. Bonds, Series 2021-A-3, 5.125% 12/1/2050 ⁵	5,389	4,440
City and County of Broomfield, Baseline Metropolitan Dist. No. 1, Special Rev. Bonds, Series 2021-A, 5.00% 12/1/2051	4,000	3,662
City and County of Broomfield, Baseline Metropolitan Dist. No. 1, Special Rev. Bonds, Series 2021-B, 7.50% 12/15/2051 ⁵	2,190	2,043
City and County of Broomfield, BBC Metropolitan Dist., Limited Tax G.O. Rev. Ref. Bonds, Series 2021, 4.75% 12/1/2051 ⁵	15,745	12,504
City and County of Broomfield, Broomfield Village Metropolitan Dist. No. 2, Limited Tax G.O. and Rev. Bonds, Series 2021-A-2, 5.00% 12/1/2049 ¹	721	682
City and County of Broomfield, Broomfield Village Metropolitan Dist. No. 2, Limited Tax G.O. and Rev. Ref. Bonds, Series 2021-A-1, 5.00% 12/1/2049 ¹	2,878	2,723
City and County of Broomfield, Highlands Metropolitan Dist. No. 1, Limited Tax G.O. Bonds (Convertible to Unlimited Tax), Series 2021, 4.00% 12/1/2031	1,969	1,730
City and County of Broomfield, Highlands Metropolitan Dist. No. 1, Limited Tax G.O. Bonds (Convertible to Unlimited Tax), Series 2021, 5.00% 12/1/2051	575	487
City and County of Broomfield, Highlands Metropolitan Dist. No. 3, Limited Tax G.O. Bonds, Series 2022, 6.75% 12/1/2051 ⁵	5,975	5,848
City and County of Broomfield, Lambertson Farms Metropolitan Dist. No. 1, Rev. Ref. and Improvement Bonds, Series 2015, 5.00% 12/15/2025	1,001	987
City and County of Broomfield, Lambertson Farms Metropolitan Dist. No. 1, Rev. Ref. and Improvement Bonds, Series 2015, 5.75% 12/15/2046	4,950	4,430
City and County of Broomfield, Lambertson Farms Metropolitan Dist. No. 1, Rev. Ref. and Improvement Bonds, Series 2015, 6.00% 12/15/2050	4,200	3,811
City and County of Broomfield, Palisade Metropolitan Dist. No. 2, Limited Tax G.O. and Rev. Bonds, Series 2019, 7.25% 12/15/2049 ⁵	8,424	7,931
City and County of Broomfield, Palisade Park North Metropolitan Dist. No. 3, Limited Tax G.O. Bonds, Series 2021, 5.50% 12/1/2051 ⁵	38,562	31,222

American High-Income Municipal Bond Fund (continued)

Bonds, notes & other debt instruments (continued)	Principal amount (000)	Value (000)
Colorado (continued)		
Town of Castle Rock, Castleview Metropolitan Dist. No. 1, Limited Tax G.O. Bonds, Series 2021-A-3, 5.00% 12/1/2050 ⁵	USD4,720	\$ 3,902
Town of Castle Rock, Lanterns Metropolitan Dist. No. 2, Limited Tax G.O. Bonds, Series 2021-A-3, 4.50% 12/1/2050 ⁵	2,830	2,119
City of Centennial, Southglenn Metropolitan Dist., Special Rev. Ref. Bonds, Series 2016, 5.00% 12/1/2030	5,140	5,142
City of Centennial, Southglenn Metropolitan Dist., Special Rev. Ref. Bonds, Series 2016, 5.00% 12/1/2036	1,620	1,599
City of Centennial, Southglenn Metropolitan Dist., Special Rev. Ref. Bonds, Series 2016, 5.00% 12/1/2046	5,200	4,903
City of Colorado Springs, Banning Lewis Ranch Metropolitan Dist. No. 8, Limited Tax G.O. Bonds, Series 2021, 4.875% 12/1/2051 ^{1,5}	3,500	2,738
City of Colorado Springs, Colorado Crossing Metropolitan Dist. No. 2, Limited Tax G.O. Bonds, Series 2020-A-2 4.00% 12/1/2030	1,630	1,460
City of Colorado Springs, Colorado Crossing Metropolitan Dist. No. 2, Limited Tax G.O. Bonds, Series 2020-A-2 5.00% 12/1/2050	2,500	2,087
City of Colorado Springs, Copper Ridge Metropolitan Dist., Tax Increment and Sales Tax Rev. Bonds, Series 2019, 4.00% 12/1/2029	10,157	9,704
City of Colorado Springs, Copper Ridge Metropolitan Dist., Tax Increment and Sales Tax Rev. Bonds, Series 2019, 5.00% 12/1/2039	2,000	1,909
City of Colorado Springs, Copper Ridge Metropolitan Dist., Tax Increment and Sales Tax Rev. Bonds, Series 2019, 5.00% 12/1/2043	7,565	7,011
City of Colorado Springs, Gold Hill Mesa Metropolitan Dist. No. 2, Limited Tax G.O. and Special Rev. Bonds, Series 2022-B, 7.00% 12/15/2039 ⁵	3,847	3,815
City of Colorado Springs, Greenways Metropolitan Dist. No. 1, Limited Tax G.O. Bonds, Series 2021-A-3, 4.625% 12/1/2051 ⁵	2,116	1,541
City of Colorado Springs, Mountain Vista Metropolitan Dist., Limited Tax G.O. Bonds, Series 2021, 4.875% 12/1/2050 ^{1,5}	12,000	9,690
City of Colorado Springs, Peak Metropolitan Dist. No. 1, Limited Tax G.O. Bonds, Series 2021-B, 7.625% 12/15/2051 ^{1,5}	1,651	1,530
City of Colorado Springs, Vistas at West Mesa Metropolitan Dist., Limited Tax Rev. Ref. and Improvement G.O. Bonds, Series 2023, 7.50% 12/1/2053 ⁵	2,635	2,389
Commerce City, Buffalo Ridge Metropolitan Dist., Limited Tax G.O. Bonds, Series 2018-B, 7.375% 12/15/2047 ⁵	1,638	1,614
Commerce City, Nexus North at DIA Metropolitan Dist., Limited Tax G.O. Bonds, Series 2021, 5.00% 12/1/2041	1,052	958
Commerce City, Nexus North at DIA Metropolitan Dist., Limited Tax G.O. Bonds, Series 2021, 5.00% 12/1/2051	570	499
Commerce City, Reunion Metropolitan Dist., Special Rev. Bonds, Series 2021-A, 3.625% 12/1/2044	11,501	8,780
City and County of Denver, 9th Avenue Metropolitan Dist. No. 2, Limited Tax G.O. Bonds, Series 2018, 5.00% 12/1/2048	2,473	2,288
City and County of Denver, Airport System Rev. Bonds, Series 2022-A, AMT, 4.125% 11/15/2053	2,750	2,622
City and County of Denver, Broadway Park North Metropolitan Dist. No. 2, Limited Tax G.O. Rev. Ref. and Improvement Bonds, Series 2020, 5.00% 12/1/2040 ¹	2,860	2,771
City and County of Denver, Broadway Park North Metropolitan Dist. No. 2, Limited Tax G.O. Rev. Ref. and Improvement Bonds, Series 2020, 5.00% 12/1/2049 ¹	8,085	7,628
City and County of Denver, Broadway Station Metropolitan Dist. No. 3, Limited Tax G.O. Bonds (Convertible to Unlimited Tax), Convertible Capital Appreciation Bonds, Series 2019-B, 0% 12/1/2049 (7.50% on 12/1/2027) ⁴	20,665	13,301
City and County of Denver, Colorado International Center Metropolitan Dist. No. 14, Limited Tax G.O. Bonds, Series 2022, 7.50% 12/15/2051 ⁵	16,508	15,535
City and County of Denver, Colorado International Center Metropolitan Dist. No. 14, Limited Tax G.O. Rev. Ref. and Improvement Bonds, Series 2018, 5.875% 12/1/2046	15,475	15,488
City and County of Denver, Dedicated Tax Rev. Bonds, Capital Appreciation Bonds, Series 2018-A-2, 0% 8/1/2034	605	397
City and County of Denver, Denver Gateway Meadows Metropolitan Dist., Limited Tax G.O. Bonds, Series 2021, 6.00% 12/1/2051 ⁵	9,580	8,695
City and County of Denver, Dept. of Aviation, Special Facs. Airport Rev. Ref. Bonds (United Air Lines Project), Series 2017, AMT, 5.00% 10/1/2032	30,345	30,344
City and County of Denver, Loretto Heights Community Auth., Special Rev. Bonds, Series 2021, 4.875% 12/1/2051 ⁵	6,000	4,803
City and County of Denver, Park Creek Metropolitan Dist., Limited Property Tax Supported Rev. Ref. Bonds, Series 2015-A, 5.00% 12/1/2026	1,700	1,753
City and County of Denver, Park Creek Metropolitan Dist., Limited Property Tax Supported Rev. Ref. Bonds, Series 2015-A, 5.00% 12/1/2027	2,500	2,578
City and County of Denver, Park Creek Metropolitan Dist., Limited Property Tax Supported Rev. Ref. Bonds, Series 2015-A, 5.00% 12/1/2033	1,000	1,024
City of Denver, Urban Renewal Auth., Stapleton Tax Increment Rev. Bonds, Series 2013-A-1, 5.00% 12/1/2024	2,000	2,002
City of Denver, Urban Renewal Auth., Stapleton Tax Increment Rev. Bonds, Series 2018-A, 5.25% 12/1/2039 ¹	9,440	9,555

American High-Income Municipal Bond Fund (continued)

Bonds, notes & other debt instruments (continued)	Principal amount (000)	Value (000)
Colorado (continued)		
County of Douglas, Canyons Metropolitan Dist. No. 3, Limited Tax G.O. and Special Rev. Bonds, Series 2021, 5.50% 12/1/2051 ⁵	USD16,000	\$14,050
County of Douglas, Chambers Highpoint Metropolitan Dist. No. 2, Limited Tax G.O. and Special Rev. Bonds, Series 2021, 5.00% 12/1/2041	1,030	922
County of Douglas, Chambers Highpoint Metropolitan Dist. No. 2, Limited Tax G.O. and Special Rev. Bonds, Series 2021, 5.00% 12/1/2051	835	701
County of Douglas, Cielo Metropolitan Dist., Limited Tax G.O. Bonds, Series 2021-3, 5.25% 12/1/2050 ⁵	2,500	2,096
County of Douglas, Hilltop Metropolitan Dist., Limited Tax G.O. Bonds, Series 2020-A, AMT, 6.25% 12/1/2050	1,655	1,539
E-470 Public Highway Auth., Rev. Bonds, Series 2021-B, (USD-SOFR x 0.67 + 0.35%) 3.907% 9/1/2039 (put 9/1/2024) ²	1,020	1,018
E-470 Public Highway Auth., Rev. Bonds, Capital Appreciation Bonds, Series 2006-B, National insured, 0% 9/1/2037	5,065	2,653
Educational and Cultural Facs. Auth., Charter School Rev. Bonds (Aspen View Academy Project), Series 2021, 4.00% 5/1/2041	85	77
Educational and Cultural Facs. Auth., Charter School Rev. Bonds (Aspen View Academy Project), Series 2021, 4.00% 5/1/2051	300	249
Educational and Cultural Facs. Auth., Charter School Rev. Bonds (Aspen View Academy Project), Series 2021, 4.00% 5/1/2061	495	392
Educational and Cultural Facs. Auth., Charter School Rev. Bonds (Vega Collegiate Academy Project), Series 2021-A, 5.00% 2/1/2034 ¹	300	300
Educational and Cultural Facs. Auth., Rev. Ref. Bonds (University of Denver), Series 2007, National insured, 5.25% 3/1/2025	880	890
County of El Paso, Flying Horse Metropolitan Dist. No. 3, Limited Tax G.O. Rev. Ref. Bonds, Series 2019, 6.00% 12/1/2049 ^{1,5}	4,965	4,857
County of El Paso, Glen Metropolitan Dist. No. 3, Limited Tax G.O. Bonds, Series 2021, 4.25% 12/1/2051	2,870	2,178
County of El Paso, Wagons West Metropolitan Dist., Limited Tax G.O. Bonds, Series 2020-A, 5.00% 12/1/2049	1,185	1,042
County of El Paso, Waterview II Metropolitan Dist., Limited Tax G.O. Bonds, Series 2022-A, 4.50% 12/1/2031	530	494
County of El Paso, Waterview II Metropolitan Dist., Limited Tax G.O. Bonds, Series 2022-A, 5.00% 12/1/2041	1,250	1,155
County of El Paso, Waterview II Metropolitan Dist., Limited Tax G.O. Bonds, Series 2022-A, 5.00% 12/1/2051 ⁵	3,280	2,886
County of El Paso, Waterview II Metropolitan Dist., Limited Tax G.O. Bonds, Series 2022-B-3, 8.00% 12/15/2051 ⁵	2,916	2,752
County of Elbert, Elbert and Highway 86 Commercial Metropolitan Dist., Special Rev. and Tax Supported Rev. Ref. and Improvement Bonds, Series 2021-A, 5.00% 12/1/2041 ¹	1,700	1,575
County of Elbert, Elbert and Highway 86 Commercial Metropolitan Dist., Special Rev. and Tax Supported Rev. Ref. and Improvement Bonds, Series 2021-A, 5.00% 12/1/2051 ¹	3,000	2,588
County of Elbert, Independence Metropolitan Dist. No. 3, Limited Tax G.O. Bonds, Series 2019-A, 6.25% 12/1/2049	6,200	5,911
Town of Elizabeth, Highway 86 Metropolitan Dist., Limited Tax G.O. Cash Flow Bonds, Series 2021-A-3, 5.125% 12/1/2051 ⁵	1,015	861
Town of Erie, Erie Commons Metropolitan Dist. No. 2, Limited Tax G.O. Bonds, Series 2019-B, 6.95% 12/15/2054 ⁵	3,100	2,933
Town of Erie, Four Corners Business Improvement Dist., Limited Tax Rev. Bond, Series 2022, 6.00% 12/1/2052	4,000	3,778
Town of Erie, Jay Grove Metropolitan Dist., Limited Tax G.O. Bonds, Series 2021, 4.25% 12/1/2051 ⁵	2,450	1,887
Town of Erie, Westerly Metropolitan Dist. No. 4, Limited Tax G.O. Bonds, Series 2021-A-1, 5.00% 12/1/2040	1,000	940
Town of Erie, Westerly Metropolitan Dist. No. 4, Limited Tax G.O. Bonds, Series 2021-A-1, 5.00% 12/1/2050	1,500	1,332
Town of Erie, Westerly Metropolitan Dist. No. 4, Limited Tax G.O. Bonds, Capital Appreciation Bonds, Series 2021-A-2, 0% 12/1/2050 (5.20% on 12/1/2026) ⁴	1,000	729
Town of Firestone, Cottonwood Hollow Residential Metropolitan Dist., Limited Tax G.O. Bonds, Series 2021, 5.00% 12/1/2051 ⁵	13,573	11,340
City of Fort Collins, Waters' Edge Metropolitan Dist. No. 2, Limited Tax G.O. Bonds, Series 2021, 5.00% 12/1/2051 ⁵	4,445	3,812
City of Fort Lupton, Lupton Village Residential Metropolitan Dist., Limited Tax G.O. Bonds, Series 2021, 4.625% 12/1/2051 ⁵	10,130	7,795
City of Fort Lupton, Murata Farms Residential Metropolitan Dist., Limited Tax G.O. Bonds, Series 2022, 6.125% 12/1/2051 ⁵	4,205	3,897
Town of Frederick, Hidden Creek Metropolitan Dist., Limited Tax G.O. Bonds, Series 2021-A-3, 4.625% 12/1/2045 ^{1,5}	2,290	1,862
County of Grand, Roam Metropolitan Dist. No. 2, Limited Tax G.O. Bonds, Series 2021, 6.00% 12/1/2051 ⁵	21,875	19,629
City of Greeley, Lake Bluff Metropolitan Dist. No. 2, Limited Tax G.O. Rev. Ref. and Improvement Bonds, Series 2021, 5.25% 12/1/2051 ⁵	25,000	21,555
City of Greeley, Westgate Metropolitan Dist. No. 2, Limited Tax G.O. Bonds, Series 2021, 5.375% 12/1/2051 ⁵	12,538	10,911
City of Greenwood Village, Fiddler's Business Improvement Dist., G.O. Rev. Ref. Bonds, Series 2022, 5.00% 12/1/2032 ¹	605	624

American High-Income Municipal Bond Fund (continued)

Bonds, notes & other debt instruments (continued)	Principal amount (000)	Value (000)
Colorado (continued)		
City of Greenwood Village, Fiddler's Business Improvement Dist., G.O. Rev. Ref. Bonds, Series 2022, 5.55% 12/1/2047 ¹	USD5,505	\$ 5,612
Health Facs. Auth., Health Care Facs. Rev. Bonds (American Baptist Homes of the Midwest Obligated Group), Series 2013, 8.00% 8/1/2043	11,100	11,035
Health Facs. Auth., Health Facs. Rev. and Rev. Ref. Bonds (Evangelical Lutheran Good Samaritan Society Project), Series 2017, 5.00% 6/1/2047 (preref. 6/1/2027)	3,520	3,763
Health Facs. Auth., Hospital Rev. Bonds (AdventHealth Obligated Group), Series 2021-A, 3.00% 11/15/2051	7,375	5,601
Health Facs. Auth., Hospital Rev. Bonds (Parkview Medical Center, Inc. Project), Series 2020-A, 4.00% 9/1/2050	5,740	5,466
Health Facs. Auth., Rev. Bonds (CommonSpirit Health), Series 2019-A-2, 4.00% 8/1/2049	6,000	5,662
Health Facs. Auth., Rev. Bonds (Covenant Living Communities and Services), Series 2020-A, 4.00% 12/1/2050	750	646
Health Facs. Auth., Rev. Bonds (Covenant Retirement Communities, Inc.), Series 2018, 5.00% 12/1/2048	2,480	2,491
Health Facs. Auth., Rev. Bonds (Senior Residences Project), Series 2012, 7.00% 6/1/2042 ⁶	2,500	1,125
Health Facs. Auth., Rev. Bonds (Senior Residences Project), Series 2012, 7.125% 6/1/2047 ⁶	5,500	2,475
Health Facs. Auth., Rev. Ref. and Improvement Bonds (Christian Living Neighborhoods Project), Series 2019, 4.00% 1/1/2038	1,700	1,518
Health Facs. Auth., Rev. Ref. and Improvement Bonds (Christian Living Neighborhoods Project), Series 2019, 5.00% 1/1/2038	6,555	6,535
Health Facs. Auth., Rev. Ref. and Improvement Bonds (Christian Living Neighborhoods Project), Series 2021, 4.00% 1/1/2042	2,065	1,765
Health Facs. Auth., Rev. Ref. and Improvement Bonds (Frasier Meadows Retirement Community Project), Series 2017-A, 5.00% 5/15/2027	480	488
Health Facs. Auth., Rev. Ref. and Improvement Bonds (Frasier Meadows Retirement Community Project), Series 2017-A, 5.25% 5/15/2028	500	512
Health Facs. Auth., Rev. Ref. and Improvement Bonds (Frasier Meadows Retirement Community Project), Series 2017-A, 5.25% 5/15/2031	2,395	2,452
Health Facs. Auth., Rev. Ref. and Improvement Bonds (Frasier Meadows Retirement Community Project), Series 2017-A, 5.25% 5/15/2032	1,050	1,075
Health Facs. Auth., Rev. Ref. and Improvement Bonds (Frasier Meadows Retirement Community Project), Series 2017-A, 5.25% 5/15/2037	2,300	2,337
Health Facs. Auth., Rev. Ref. and Improvement Bonds (Frasier Meadows Retirement Community Project), Series 2017-A, 5.25% 5/15/2047	1,600	1,593
Health Facs. Auth., Rev. Ref. Bonds (Christian Living Neighborhoods Project), Series 2016, 5.00% 1/1/2037	8,900	8,908
Health Facs. Auth., Rev. Ref. Bonds (Covenant Retirement Communities, Inc.), Series 2015-A, 5.00% 12/1/2029	750	759
Health Facs. Auth., Rev. Ref. Bonds (Covenant Retirement Communities, Inc.), Series 2015-A, 5.00% 12/1/2035	210	211
Health Facs. Auth., Rev. Ref. Bonds (Frasier Project), Series 2023-A, 4.00% 5/15/2041	1,420	1,252
Health Facs. Auth., Rev. Ref. Bonds (Frasier Project), Series 2023-A, 4.00% 5/15/2048	5,810	4,743
Housing and Fin. Auth., Single Family Mortgage Bonds, Series 2019-F, Class I, 4.25% 11/1/2049	1,935	1,942
Housing and Fin. Auth., Single Family Mortgage Bonds, Series 2023-O, Class III, 6.50% 5/1/2054	850	950
City and County of Jefferson, Dinosaur Ridge Metropolitan Dist., Special Rev. Ref. and Improvement Bonds, Series 2019, 5.00% 6/1/2049	6,205	5,708
County of Jefferson, Hogback Metropolitan Dist., Limited Tax G.O. Bonds (Convertible to Unlimited Tax), Series 2021-A-3, 5.00% 12/1/2041	725	680
County of Jefferson, Hogback Metropolitan Dist., Limited Tax G.O. Bonds (Convertible to Unlimited Tax), Series 2021-A-3, 5.00% 12/1/2051	2,550	2,279
County of Jefferson, RRC Metropolitan Dist. No. 2, Limited Tax G.O. Bonds, Series 2021, 5.25% 12/1/2051 ⁵	20,000	17,337
County of Jefferson, Three Hills Metropolitan Dist., Limited Tax G.O. Bonds, Series 2021, 5.625% 12/1/2051 ⁵	12,205	10,841
County of Jefferson and City and County of Broomfield, Verve Metropolitan Dist. No. 1, Limited Tax G.O. Rev. Ref. and Improvement Bonds (Convertible to Unlimited Tax), Series 2021, 5.00% 12/1/2041	2,250	1,870
County of Jefferson and City and County of Broomfield, Verve Metropolitan Dist. No. 1, Limited Tax G.O. Rev. Ref. and Improvement Bonds (Convertible to Unlimited Tax), Series 2021, 5.00% 12/1/2051	1,770	1,389
Town of Johnstown, Granary Metropolitan Dist. No. 4, Limited Tax G.O. Bonds, Series 2022, 6.75% 12/1/2051 ⁵	18,768	18,036
Town of Johnstown, Johnstown Farms East Metropolitan Dist., Limited Tax G.O. Bonds, Series 2021, 5.00% 12/1/2051 ^{1,5}	1,500	1,297
Town of Johnstown, Thompson Crossing Metropolitan Dist. No. 4, Limited Tax G.O. Rev. Ref. and Improvement Bonds (Convertible to Unlimited Tax), Series 2019, 5.00% 12/1/2039	2,300	2,267
Town of Johnstown, Thompson Crossing Metropolitan Dist. No. 4, Limited Tax G.O. Rev. Ref. and Improvement Bonds (Convertible to Unlimited Tax), Series 2019, 5.00% 12/1/2049	8,185	7,509
County of La Plata, Three Sprints Metropolitan Dist. No. 1, Limited Tax G.O. Rev. Ref. Bonds, Series 2020-B, 7.125% 12/15/2050 ⁵	2,685	2,479

American High-Income Municipal Bond Fund (continued)

Bonds, notes & other debt instruments (continued)	Principal amount (000)	Value (000)
Colorado (continued)		
County of Larimer, East Fossil Creek Ranch Metropolitan Dist. No. 2, Limited Tax G.O. Bonds, Series 2021-A, 6.00% 12/1/2048 ⁵	USD4,750	\$ 4,389
City of Lone Tree, Rampart Range Metropolitan Dist. No. 5, Limited Tax Supported and Special Rev. Bonds, Series 2021, 4.00% 12/1/2036	1,600	1,371
City of Lone Tree, Rampart Range Metropolitan Dist. No. 5, Limited Tax Supported and Special Rev. Bonds, Series 2021, 4.00% 12/1/2041	7,500	5,990
City of Lone Tree, Rampart Range Metropolitan Dist. No. 5, Limited Tax Supported and Special Rev. Bonds, Series 2021, 4.00% 12/1/2051	29,725	21,946
City of Loveland, Cascade Ridge Metropolitan Dist., Limited Tax G.O. Bonds, Series 2021, 5.00% 12/1/2051 ⁵	3,000	2,580
City of Loveland, Eagle Brook Meadows Metropolitan Dist. No. 3, Limited Tax G.O. Bonds, Series 2021, 5.00% 12/1/2051 ⁵	1,600	1,419
Town of Mead, Liberty Ranch Metropolitan Dist., Limited Tax G.O. Rev. Ref. Bonds, Series 2021-A, 5.25% 12/1/2051 ⁵	6,590	5,713
Palisade Park North Metropolitan Dist. No. 1, Limited Tax G.O. Bonds, Series 2021-B, 5.25% 12/15/2051	2,412	2,105
Town of Parker, Cherry Creek South Metropolitan Dist. No. 5, Limited Tax G.O. Bonds, Series 2021, 6.00% 12/1/2051 ⁵	36,049	30,111
Town of Parker, Cottonwood Highlands Metropolitan Dist. No. 1, Limited Tax G.O. Bonds (Convertible to Unlimited Tax), Series 2019-A, 5.00% 12/1/2049	3,096	2,962
Town of Parker, Overlook Metropolitan Dist., Limited Tax G.O. Rev. Ref. Bonds, Series 2021-B, 5.50% 12/15/2051 ⁵	1,033	907
Town of Parker, Reata Ridge Village Metropolitan Dist. No. 2, Limited Tax G.O. Bonds, Series 2019-A, 5.00% 12/1/2049	1,783	1,687
Town of Parker, Reata Ridge Village Metropolitan Dist. No. 2, Limited Tax G.O. Bonds, Series 2019-B, 8.00% 12/15/2049 ⁵	614	590
Town of Parker, Westcreek Metropolitan Dist. No. 2, Limited Tax G.O. Bonds, Series 2019-A, 5.375% 12/1/2048	800	772
Public Auth. for Colorado Energy, Natural Gas Purchase Rev. Bonds, Series 2008, 6.25% 11/15/2028	2,000	2,128
Regional Transportation Dist., Private Activity Bonds (Denver Transit Partners Eagle P3 Project), Series 2020-B, 4.00% 7/15/2034	1,000	1,047
Town of Severance, Hunters Overlook Metropolitan Dist. No. 5, Limited Tax G.O. Bonds, Series 2019-A, 5.00% 12/1/2039	3,469	3,398
Town of Severance, Hunters Overlook Metropolitan Dist. No. 5, Limited Tax G.O. Bonds, Series 2019-A, 5.00% 12/1/2049	2,985	2,796
Town of Severance, Hunters Overlook Metropolitan Dist. No. 5, Limited Tax G.O. Bonds, Series 2019-B, 8.50% 12/15/2049 ⁵	1,825	1,746
Town of Snowmass Village, Base Village Metropolitan Dist. No. 2, Limited Tax G.O. Rev. Ref. Bonds, Series 2016-A, 5.50% 12/1/2036	4,543	4,562
Town of Snowmass Village, Base Village Metropolitan Dist. No. 2, Limited Tax G.O. Rev. Ref. Bonds, Series 2016-A, 5.75% 12/1/2046	2,585	2,586
Town of Snowmass Village, Base Village Metropolitan Dist. No. 2, Limited Tax G.O. Rev. Ref. Bonds, Series 2016-A, 6.50% 12/15/2048 ⁵	3,500	2,317
Town of Superior, STC Metropolitan Dist. No. 2, Limited Tax G.O. and Special Rev. Bonds, Series 2019-B, 8.00% 12/15/2049 ⁵	6,954	6,613
Town of Superior, STC Metropolitan Dist. No. 2, Limited Tax G.O. and Special Rev. Ref. and Improvement Bonds, Series 2019-A, 4.00% 12/1/2029	1,870	1,754
Town of Superior, STC Metropolitan Dist. No. 2, Limited Tax G.O. and Special Rev. Ref. and Improvement Bonds, Series 2019-A, 5.00% 12/1/2038	14,205	13,541
Town of Superior, STC Metropolitan Dist. No. 2, Limited Tax G.O. and Special Rev. Ref. and Improvement Bonds, Series 2019-A, 5.00% 12/1/2049	15,210	14,110
Talon Pointe Metropolitan Dist., G.O. Rev. Ref. and Improvement Bonds, Series 2019-A, 5.25% 12/1/2039	4,975	4,160
Talon Pointe Metropolitan Dist., G.O. Rev. Ref. and Improvement Bonds, Series 2019-A, 5.25% 12/1/2051	10,885	8,362
Trails at Crowfoot Metropolitan Dist. No. 3, Limited Tax G.O. Bonds, Series 2019-A, 4.375% 12/1/2030	1,480	1,473
County of Weld, Tri-Pointe Residential Metropolitan Dist., Limited Tax G.O. Rev. Ref. Bonds, Series 2021, 4.50% 12/1/2051	24,140	18,413
County of Weld, Waterfront at Foster Lake Metropolitan Dist. No. 2, Limited Tax G.O. Bonds, Series 2022-A-3-1, 5.00% 12/1/2042	3,600	3,264
County of Weld, Waterfront at Foster Lake Metropolitan Dist. No. 2, Limited Tax G.O. Bonds, Series 2022-A-3-1, 5.00% 12/1/2051	11,000	9,181
County of Weld, Waterfront at Foster Lake Metropolitan Dist. No. 2, Limited Tax G.O. Bonds, Convertible Capital Appreciation Bonds, Series 2022-A-3-2, 0% 12/1/2051 (4.625% on 12/1/2027) ⁴	5,130	3,304
County of Weld, Waterfront at Foster Lake Metropolitan Dist. No. 2, Special Rev. Bonds, Series 2022, 4.625% 12/1/2028 ⁵	19,500	18,301
City of Wheat Ridge, Longs Peak Metropolitan Dist., Limited Tax G.O. Bonds, Series 2021, 5.25% 12/1/2051 ^{1,5}	27,410	23,760
Willow Bend Metropolitan Dist., Limited Tax (Convertible to Unlimited Tax) G.O. Bonds, Series 2019-A, 5.00% 12/1/2049	500	462

American High-Income Municipal Bond Fund (continued)

Bonds, notes & other debt instruments (continued)	Principal amount (000)	Value (000)
Colorado (continued)		
Town of Windsor, Great Western Metropolitan Dist. No. 5, Limited Tax G.O. Rev. Ref. Bonds, Series 2020, 4.75% 12/1/2050	USD8,761	\$ 7,820
Town of Windsor, Iron Mountain Metropolitan Dist. No. 2, Limited Tax G.O. Bonds, Series 2019-B, 8.00% 12/15/2049 ⁵	1,000	945
Town of Windsor, Iron Mountain Metropolitan Dist. No. 2, Limited Tax G.O. Rev. Ref. and Improvement Bonds, Series 2019-A, 5.00% 12/1/2039	1,635	1,583
Town of Windsor, Iron Mountain Metropolitan Dist. No. 2, Limited Tax G.O. Rev. Ref. and Improvement Bonds, Series 2019-A, 5.00% 12/1/2049	2,510	2,293
Town of Windsor, Jacoby Farm Metropolitan Dist., Limited Tax G.O. Rev. Ref. Bonds, Series 2021, 5.00% 12/15/2046 ^{1,5}	4,750	4,307
Town of Windsor, Prairie Song Metropolitan Dist. No. 4, Limited Tax G.O. Bonds, Series 2021, 6.00% 12/1/2051 ⁵	9,237	8,384
Town of Windsor, Ptarmigan West Metropolitan Dist. No. 2, Limited Tax G.O. Bonds, Series 2021, 4.125% 12/1/2051	4,000	2,897
		1,125,719
Connecticut 0.87%		
City of Bridgeport, Steel Point Infrastructure Improvement Dist., Special Obligation Rev. Bonds (Steelpointe Harbor Project), Series 2021, 4.00% 4/1/2036 ¹	610	546
City of Bridgeport, Steel Point Infrastructure Improvement Dist., Special Obligation Rev. Bonds (Steelpointe Harbor Project), Series 2021, 4.00% 4/1/2041 ¹	1,000	854
City of Bridgeport, Steel Point Infrastructure Improvement Dist., Special Obligation Rev. Bonds (Steelpointe Harbor Project), Series 2021, 4.00% 4/1/2051 ¹	5,265	4,103
Health and Educational Facs. Auth., Rev. Bonds (Griffin Hospital Issue), Series 2020-G-1, 5.00% 7/1/2039 ¹	1,000	988
Health and Educational Facs. Auth., Rev. Bonds (Griffin Hospital Issue), Series 2020-G-1, 5.00% 7/1/2044 ¹	1,000	953
Health and Educational Facs. Auth., Rev. Bonds (Healthcare Fac. Expansion Issue - Church Home of Hartford, Inc. Project), Series 2016-A, 5.00% 9/1/2053 ¹	1,640	1,341
Health and Educational Facs. Auth., Rev. Bonds (McLean Affiliates, Inc.), Series 2020-A, 5.00% 1/1/2045 ¹	1,455	1,244
Health and Educational Facs. Auth., Rev. Bonds (McLean Affiliates, Inc.), Series 2020-A, 5.00% 1/1/2055 ¹	1,625	1,295
Health and Educational Facs. Auth., Rev. Bonds (Sacred Heart University Issue), Series 2020-K, 4.00% 7/1/2045	1,875	1,864
Health and Educational Facs. Auth., Rev. Bonds (Sacred Heart University Issue), Series 2022-L, 5.00% 7/1/2052	3,000	3,161
Health and Educational Facs. Auth., Rev. Bonds (Stamford Hospital Issue), Series 2022-M, 4.00% 7/1/2039	1,525	1,506
Health and Educational Facs. Auth., Rev. Bonds (Stamford Hospital Issue), Series 2022-M, 4.00% 7/1/2040	515	504
Health and Educational Facs. Auth., Rev. Bonds (Stamford Hospital Issue), Series 2022-M, 4.00% 7/1/2042	330	318
Health and Educational Facs. Auth., Rev. Bonds (The Jerome Home Issue), Series 2021-E, 4.00% 7/1/2041	610	507
Health and Educational Facs. Auth., Rev. Bonds (The Jerome Home Issue), Series 2021-E, 4.00% 7/1/2051	1,565	1,175
Health and Educational Facs. Auth., Rev. Bonds, Healthcare Fac. Expansion Issue (Church Home of Hartford Inc. Project), Series 2016-A, 5.00% 9/1/2046 ¹	1,000	858
Higher Education Supplemental Loan Auth., Rev. Bonds (Chesla Loan Program), Series 2021-B, AMT, 5.00% 11/15/2026	280	290
Higher Education Supplemental Loan Auth., Rev. Bonds (Chesla Loan Program), Series 2021-B, AMT, 5.00% 11/15/2027	150	157
Higher Education Supplemental Loan Auth., Rev. Bonds (Chesla Loan Program), Series 2021-B, AMT, 5.00% 11/15/2028	205	218
Higher Education Supplemental Loan Auth., Rev. Bonds (Chesla Loan Program), Series 2021-B, AMT, 5.00% 11/15/2029	550	592
Higher Education Supplemental Loan Auth., Rev. Bonds (Chesla Loan Program), Series 2017-A, AMT, 4.00% 11/15/2031 (preref. 11/15/2025)	585	591
Higher Education Supplemental Loan Auth., Rev. Bonds (Chesla Loan Program), Series 2017-A, AMT, 4.125% 11/15/2032 (preref. 11/15/2025)	580	587
Higher Education Supplemental Loan Auth., Rev. Bonds (Chesla Loan Program), Series 2017-A, AMT, 4.125% 11/15/2033 (preref. 11/15/2025)	290	293
Higher Education Supplemental Loan Auth., Rev. Bonds (Chesla Loan Program), Series 2023-B, AMT, 4.00% 11/15/2035	855	858
Higher Education Supplemental Loan Auth., Rev. Bonds (Chesla Loan Program), Series 2020-B, AMT, 3.25% 11/15/2036	1,640	1,503
Higher Education Supplemental Loan Auth., Rev. Bonds (Chesla Loan Program), Series 2023-B, AMT, 4.00% 11/15/2036	270	266
Higher Education Supplemental Loan Auth., Rev. Bonds (Chesla Loan Program), Series 2021-B, AMT, 2.25% 11/15/2037	2,500	2,054
Higher Education Supplemental Loan Auth., Rev. Bonds (Chesla Loan Program), Series 2023-B, AMT, 4.125% 11/15/2037	1,000	986
Housing Fin. Auth., Housing Mortgage Fin. Program Bonds, Series 2018-A-2, AMT, 4.00% 11/15/2041	640	635

American High-Income Municipal Bond Fund (continued)

Bonds, notes & other debt instruments (continued)	Principal amount (000)	Value (000)
Connecticut (continued)		
Mohegan Tribe of Indians, Gaming Auth., Priority Distribution Payment Bonds, Series 2016-A, 5.50% 8/1/2026 ¹	USD3,045	\$ 3,064
Mohegan Tribe of Indians, Gaming Auth., Priority Distribution Payment Rev. Ref. Bonds, Series 2015-C, 5.75% 2/1/2024 ¹	2,820	2,820
Mohegan Tribe of Indians, Gaming Auth., Priority Distribution Payment Rev. Ref. Bonds, Series 2015-C, 5.75% 2/1/2025 ¹	3,255	3,266
Mohegan Tribe of Indians, Gaming Auth., Priority Distribution Payment Rev. Ref. Bonds, Series 2015-C, 6.25% 2/1/2030 ¹	15,335	15,663
Mohegan Tribe of Indians, Gaming Auth., Priority Distribution Payment Rev. Ref. Bonds, Series 2020-B, 6.50% 8/1/2035 ¹	14,090	14,638
Mohegan Tribe of Indians, Gaming Auth., Priority Distribution Payment Rev. Ref. Bonds, Series 2015-A, 6.75% 2/1/2045 ¹	14,445	14,448
Mohegan Tribe of Indians, Gaming Auth., Priority Distribution Payment Rev. Ref. Bonds, Series 2015, 7.00% 2/1/2045 ¹	2,385	2,386
City of Stamford, Harbor Point Infrastructure Improvement Dist., Special Obligation Rev. Ref. Bonds (Harbor Point Project), Series 2017, 5.00% 4/1/2030 ¹	2,830	2,898
City of Stamford, Harbor Point Infrastructure Improvement Dist., Special Obligation Rev. Ref. Bonds (Harbor Point Project), Series 2017, 5.00% 4/1/2039 ¹	14,305	14,486
		<u>103,916</u>
Delaware 0.08%		
Enviva, Inc. 6.50% 1/15/2026 ¹	3,000	1,123
Econ. Dev. Auth., Charter School Rev. Bonds (Aspira of Delaware Charter Operations, Inc. Project), Series 2016-A, 5.00% 6/1/2046	300	273
Econ. Dev. Auth., Charter School Rev. Bonds (Aspira of Delaware Charter Operations, Inc. Project), Series 2016-A, 5.00% 6/1/2051	1,350	1,198
Econ. Dev. Auth., Exempt Fac. Rev. Ref. Bonds (NRG Energy Project), Series 2020-A, 1.25% 10/1/2040 (put 10/1/2025)	4,495	4,218
Health Facs. Auth., Rev. Bonds (Beebe Medical Center Project), Series 2018, 5.00% 6/1/2050	2,235	2,241
		<u>9,053</u>
District of Columbia 0.34%		
Income Tax Secured Rev. Ref. Bonds, Series 2023-A, 5.25% 5/1/2048	1,000	1,133
Metropolitan Washington DC Airports Auth., Dulles Toll Road Rev. Ref. Bonds (Dulles Metrorail and Capital Improvement Projects), Series 2019-B, 4.00% 10/1/2053	8,000	7,327
Rev. Bonds (DC International School Issue), Series 2019, 5.00% 7/1/2039	1,000	1,018
Rev. Bonds (Friendship Public Charter School, Inc. Issue), Series 2016-A, 5.00% 6/1/2036	1,295	1,311
Rev. Bonds (Friendship Public Charter School, Inc. Issue), Series 2016-A, 5.00% 6/1/2041	3,545	3,550
Rev. Bonds (Friendship Public Charter School, Inc. Issue), Series 2016-A, 5.00% 6/1/2046	2,450	2,409
Rev. Bonds (Rocketship DC Obligated Group), Series 2021-A, 5.00% 6/1/2041 ¹	1,250	1,174
Rev. Bonds (Rocketship DC Obligated Group), Series 2021-A, 5.00% 6/1/2061 ¹	3,600	3,099
Rev. Ref. Bonds (KIPP DC Issue), Series 2017-B, 5.00% 7/1/2048	4,220	4,267
Tobacco Settlement Fncg. Corp., Tobacco Settlement Asset-Backed Bonds, Capital Appreciation Bonds, Series 2006-A, 0% 6/15/2046	60,820	14,860
		<u>40,148</u>
Florida 4.13%		
County of Alachua, Health Facs. Auth., Continuing Care Retirement Community Rev. Bonds (Oak Hammock at the University of Florida, Inc. Project), Series 2021, 4.00% 10/1/2040	2,020	1,760
County of Alachua, Health Facs. Auth., Continuing Care Retirement Community Rev. Bonds (Oak Hammock at the University of Florida, Inc. Project), Series 2022, 4.00% 10/1/2040	1,025	893
County of Alachua, Health Facs. Auth., Continuing Care Retirement Community Rev. Bonds (Oak Hammock at the University of Florida, Inc. Project), Series 2021, 4.00% 10/1/2046	1,605	1,299
County of Alachua, Health Facs. Auth., Continuing Care Retirement Community Rev. Bonds (Oak Hammock at the University of Florida, Inc. Project), Series 2022, 4.00% 10/1/2046	1,750	1,416
County of Alachua, Health Facs. Auth., Health Facs. Rev. Bonds (Shands HealthCare Project), Series 2007-A, (3-month USD-LIBOR x 0.67 + 0.87%) 4.648% 12/1/2037 ^{2,7}	2,095	1,947
County of Alachua, Health Facs. Auth., Health Facs. Rev. Ref. Bonds, Series 2019-A, 4.00% 12/1/2049	2,500	2,321
County of Alachua, Parker Road Community Dev. Dist., Capital Improvement Rev. Ref. and Rev. Bonds, Series 2020, 3.10% 5/1/2025	100	98

American High-Income Municipal Bond Fund (continued)

Bonds, notes & other debt instruments (continued)	Principal amount (000)	Value (000)
Florida (continued)		
County of Alachua, Parker Road Community Dev. Dist., Capital Improvement Rev. Ref. and Rev. Bonds, Series 2020, 3.375% 5/1/2030	USD335	\$ 306
County of Alachua, Parker Road Community Dev. Dist., Capital Improvement Rev. Ref. and Rev. Bonds, Series 2020, 3.875% 5/1/2040	900	734
County of Alachua, Parker Road Community Dev. Dist., Capital Improvement Rev. Ref. and Rev. Bonds, Series 2020, 4.10% 5/1/2050	1,000	763
City of Atlantic Beach, Health Care Facs. Rev. Bonds (Fleet Landing Project), Series 2018-A, 5.00% 11/15/2043	1,100	1,099
City of Atlantic Beach, Health Care Facs. Rev. Bonds (Fleet Landing Project), Series 2018-A, 5.00% 11/15/2048	7,000	6,777
City of Atlantic Beach, Health Care Facs. Rev. Bonds (Fleet Landing Project), Series 2018-A, 5.00% 11/15/2053	3,200	3,038
City of Atlantic Beach, Health Care Facs. Rev. Ref. Bonds (Fleet Landing Project), Series 2013-A, 5.00% 11/15/2037	3,230	3,231
County of Brevard, Educational Facs. Auth., Demand Rev. Bonds (Florida Institute of Technology Project), Series 2014, 5.00% 4/1/2032	2,470	2,475
County of Brevard, Educational Facs. Auth., Demand Rev. Bonds (Florida Institute of Technology Project), Series 2014, 5.00% 4/1/2039	750	751
County of Broward, Airport System Rev. Bonds, Series 2019-A, AMT, 4.00% 10/1/2044	2,375	2,292
Capital Projects Fin. Auth., Student Housing Rev. Ref. Bonds (Capital Projects Loan Program - Florida Universities), Series 2020-A-1, 5.00% 10/1/2029	1,000	1,044
Capital Projects Fin. Auth., Student Housing Rev. Ref. Bonds (Capital Projects Loan Program - Florida Universities), Series 2020-A-1, 5.00% 10/1/2030	1,000	1,049
Capital Projects Fin. Auth., Student Housing Rev. Ref. Bonds (Capital Projects Loan Program - Florida Universities), Series 2020-A-1, 5.00% 10/1/2033	1,500	1,564
Capital Projects Fin. Auth., Student Housing Rev. Ref. Bonds (Capital Projects Loan Program - Florida Universities), Series 2020-A-1, 5.00% 10/1/2035	500	516
Capital Trust Agcy., Educational Facs. Rev. Bonds (AcadeMir Charter Schools, Inc. Project), Series 2021-A-2, 4.00% 7/1/2041 ¹	710	584
Capital Trust Agcy., Educational Facs. Rev. Bonds (AcadeMir Charter Schools, Inc. Project), Series 2021-A-2, 4.00% 7/1/2051 ¹	1,710	1,271
Capital Trust Agcy., Educational Facs. Rev. Bonds (AcadeMir Charter Schools, Inc. Project), Series 2021-A-2, 4.00% 7/1/2056 ¹	1,445	1,042
Capital Trust Agcy., Educational Facs. Rev. Bonds (Advantage Academy of Hillborough), Series 2019, 4.00% 12/15/2024	55	55
Capital Trust Agcy., Educational Facs. Rev. Bonds (Advantage Academy of Hillborough), Series 2019, 5.00% 12/15/2029	405	412
Capital Trust Agcy., Educational Facs. Rev. Bonds (Charter Educational Foundation, Inc.), Series 2018-A, 5.375% 6/15/2038 ¹	1,105	1,081
Capital Trust Agcy., Educational Facs. Rev. Bonds (Charter Educational Foundation, Inc.), Series 2018-A, 5.375% 6/15/2048 ¹	2,595	2,407
Capital Trust Agcy., Educational Facs. Rev. Bonds (Imagine School at Land O' Lakes Project), Series 2020-A, 5.00% 12/15/2039 ¹	1,285	1,215
Capital Trust Agcy., Educational Facs. Rev. Bonds (Imagine School at Land O' Lakes Project), Series 2020-A, 5.00% 12/15/2054 ¹	2,150	1,868
Capital Trust Agcy., Educational Facs. Rev. Bonds (Imagine School at North Manatee Project), Series 2021-C, 5.00% 6/1/2041 ¹	235	215
Capital Trust Agcy., Educational Facs. Rev. Bonds (Imagine School at North Manatee Project), Series 2021-C, 5.00% 6/1/2056 ¹	520	443
Capital Trust Agcy., Educational Facs. Rev. Bonds (Odyssey Charter School), Series 2019, 5.00% 7/1/2049 ¹	1,740	1,588
Capital Trust Agcy., Educational Facs. Rev. Bonds (Odyssey Charter School), Series 2019, 5.00% 7/1/2054 ¹	4,385	3,938
Capital Trust Agcy., Educational Facs. Rev. Bonds (Renaissance Charter School), Series 2017-A, 4.375% 6/15/2027 ¹	1,420	1,411
Capital Trust Agcy., Educational Facs. Rev. Bonds (Renaissance Charter School), Series 2017-A, 5.125% 6/15/2037 ¹	5,225	5,251
Capital Trust Agcy., Educational Facs. Rev. Bonds (Renaissance Charter School), Series 2017-A, 5.25% 6/15/2047 ¹	9,900	9,755
Capital Trust Agcy., Educational Facs. Rev. Bonds (Viera Charter Schools, Inc. Project), Series 2019-A, 4.00% 10/15/2029 ¹	445	432
Capital Trust Agcy., Educational Facs. Rev. Bonds (Viera Charter Schools, Inc. Project), Series 2017-A, 5.00% 10/15/2037 ¹	1,370	1,357
Capital Trust Agcy., Educational Facs. Rev. Bonds (Viera Charter Schools, Inc. Project), Series 2019-A, 5.00% 10/15/2039 ¹	1,125	1,096
Capital Trust Agcy., Educational Facs. Rev. Bonds (Viera Charter Schools, Inc. Project), Series 2017-A, 5.00% 10/15/2047 ¹	3,070	2,864

American High-Income Municipal Bond Fund (continued)

Bonds, notes & other debt instruments (continued)	Principal amount (000)	Value (000)
Florida (continued)		
Capital Trust Agcy., Educational Facs. Rev. Bonds (Viera Charter Schools, Inc. Project), Series 2019-A, 5.00% 10/15/2049 ¹	USD2,735	\$ 2,530
Capital Trust Agcy., Educational Facs. Rev. Bonds (Viera Charter Schools, Inc. Project), Series 2017-A, 5.00% 10/15/2052 ¹	1,790	1,640
Capital Trust Agcy., Educational Facs. Rev. Bonds (Viera Charter Schools, Inc. Project), Series 2019-A, 5.00% 10/15/2054 ¹	1,340	1,223
Capital Trust Agcy., Rev. Bonds (Educational Growth Fund, LLC Charter School Portfolio Projects), Series 2021-A-1, 5.00% 7/1/2056 ¹	20,695	18,592
Capital Trust Agcy., Rev. Bonds (Educational Growth Fund, LLC Charter School Portfolio Projects), Capital Appreciation Bonds, Series 2021-B, 0% 7/1/2061 ¹	145,480	9,747
Capital Trust Agcy., Rev. Bonds (WFCS Portfolio Projects), Series 2021-A-1, 5.00% 1/1/2056 ¹	5,550	4,301
Capital Trust Agcy., Rev. Bonds (WFCS Portfolio Projects), Capital Appreciation Bonds, Series 2021-B, 0% 1/1/2061 ¹	6,100	298
Capital Trust Agcy., Senior Rev. Bonds (Educational Growth Fund, LLC Charter School Portfolio Projects), Series 2021-A-1, 3.375% 7/1/2031 ¹	5,500	5,160
Capital Trust Auth., Educational Facs. Rev. and Rev. Ref. Bonds (IPS Enterprises, Inc. Projects), Series 2023-A, 6.00% 6/15/2043 ¹	1,250	1,286
Capital Trust Auth., Educational Facs. Rev. and Rev. Ref. Bonds (IPS Enterprises, Inc. Projects), Series 2023-A, 6.25% 6/15/2053 ¹	3,550	3,652
Capital Trust Auth., Educational Facs. Rev. and Rev. Ref. Bonds (IPS Enterprises, Inc. Projects), Series 2023-A, 6.375% 6/15/2058 ¹	3,370	3,466
Capital Trust Auth., Educational Facs. Rev. Bonds (Imagine School at West Pasco Project), Series 2023-A, 6.50% 12/15/2053 ¹	1,320	1,343
Capital Trust Auth., Educational Facs. Rev. Bonds (Imagine School at West Pasco Project), Series 2023-A, 6.50% 12/15/2058 ¹	1,730	1,751
Central Florida Expressway Auth., Rev. Ref. Bonds, Series 2017, 5.00% 7/1/2039	1,000	1,053
County of Collier, Ave Maria Stewardship Community Dist., Capital Improvement Rev. Bonds (Phase 3 Master Improvements Project), Series 2019, 2.25% 5/1/2026	765	731
County of Collier, Health Facs. Auth., Residential Care Fac. Rev. Bonds (Moorings, Inc.), Series 2015-A, 5.00% 5/1/2048	5,000	5,124
County of Collier, Health Facs. Auth., Residential Care Fac. Rev. Bonds (Moorings, Inc.), Series 2022, 4.00% 5/1/2052	2,270	2,095
Dev. Fin. Corp., Education Rev. Bonds (IPS Florida, LLC - Idea Florida, Inc. Jacksonville IV Project), Series 2022, 5.25% 6/15/2029 ¹	2,200	2,239
Dev. Fin. Corp., Educational Facs. Rev. Bonds (Cornerstone Charter Academy Project), Series 2022, 5.125% 10/1/2052 ¹	4,120	3,864
Dev. Fin. Corp., Educational Facs. Rev. Bonds (Cornerstone Charter Academy Project), Series 2022, 5.25% 10/1/2056 ¹	1,900	1,801
Dev. Fin. Corp., Educational Facs. Rev. Bonds (Creative Inspiration Journey School of St. Cloud), Series 2021-A, 5.00% 6/15/2041 ¹	1,245	1,095
Dev. Fin. Corp., Educational Facs. Rev. Bonds (Creative Inspiration Journey School of St. Cloud), Series 2021-A, 5.00% 6/15/2051 ¹	2,035	1,687
Dev. Fin. Corp., Educational Facs. Rev. Bonds (Creative Inspiration Journey School of St. Cloud), Series 2021-A, 5.00% 6/15/2056 ¹	1,800	1,462
Dev. Fin. Corp., Educational Facs. Rev. Bonds (Mater Academy Projects), Series 2022-A, 5.00% 6/15/2042	2,000	2,018
Dev. Fin. Corp., Educational Facs. Rev. Bonds (Mater Academy Projects), Series 2022-A, 5.00% 6/15/2047	2,000	2,003
Dev. Fin. Corp., Educational Facs. Rev. Bonds (Mater Academy Projects), Series 2020-A, 5.00% 6/15/2050	1,120	1,113
Dev. Fin. Corp., Educational Facs. Rev. Bonds (Mater Academy Projects), Series 2022-A, 4.00% 6/15/2052	625	516
Dev. Fin. Corp., Educational Facs. Rev. Bonds (Mater Academy Projects), Series 2022-A, 5.00% 6/15/2052	1,785	1,762
Dev. Fin. Corp., Educational Facs. Rev. Bonds (Renaissance Charter School, Inc. Projects), Series 2023-A, 6.625% 6/15/2043 ¹	2,000	2,181
Dev. Fin. Corp., Educational Facs. Rev. Bonds (Renaissance Charter School, Inc. Projects), Series 2023-A, 6.75% 6/15/2053 ¹	5,530	6,005
Dev. Fin. Corp., Educational Facs. Rev. Bonds (River City Science Academy Projects), Series 2021-A, 4.00% 7/1/2055	1,000	839
Dev. Fin. Corp., Healthcare Facs. Rev. Bonds (Renaissance Charter School, Inc.), Series 2020-C, 4.00% 9/15/2030 ¹	1,410	1,327
Dev. Fin. Corp., Healthcare Facs. Rev. Bonds (Renaissance Charter School, Inc.), Series 2020-C, 5.00% 9/15/2040 ¹	2,650	2,452
Dev. Fin. Corp., Healthcare Facs. Rev. Bonds (Renaissance Charter School, Inc.), Series 2020-C, 5.00% 9/15/2050 ¹	2,805	2,428
Dev. Fin. Corp., Healthcare Facs. Rev. Bonds (Tampa General Hospital Project), Series 2024-A, 5.25% 8/1/2049	1,960	2,108
Dev. Fin. Corp., Healthcare Facs. Rev. Bonds (Tampa General Hospital Project), Series 2024-A, 5.25% 8/1/2055	1,960	2,090
Dev. Fin. Corp., Healthcare Facs. Rev. Bonds (UF Health - Jacksonville Project), Series 2022-A, 5.00% 2/1/2035	2,365	2,402
Dev. Fin. Corp., Healthcare Facs. Rev. Bonds (UF Health - Jacksonville Project), Series 2022-A, 5.00% 2/1/2038	5,115	5,120
Dev. Fin. Corp., Healthcare Facs. Rev. Bonds (UF Health - Jacksonville Project), Series 2022-A, 5.00% 2/1/2039	2,535	2,519

American High-Income Municipal Bond Fund (continued)

Bonds, notes & other debt instruments (continued)	Principal amount (000)	Value (000)
Florida (continued)		
Dev. Fin. Corp., Healthcare Facs. Rev. Bonds (UF Health - Jacksonville Project), Series 2022-A, 5.00% 2/1/2040	USD2,700	\$ 2,669
Dev. Fin. Corp., Healthcare Facs. Rev. Bonds (UF Health - Jacksonville Project), Series 2022-A, 4.00% 2/1/2052	8,395	6,412
Dev. Fin. Corp., Senior Living Rev. and Rev. Ref. Bonds (The Glenridge on Palmer Ranch Project), Series 2021, 5.00% 6/1/2051 ¹	1,000	826
Dev. Fin. Corp., Senior Living Rev. Bonds (Mayflower Retirement Community Center, Inc.), Series 2020-A, 5.25% 6/1/2050 ¹	2,000	1,669
Dev. Fin. Corp., Senior Living Rev. Bonds (Mayflower Retirement Community Center, Inc.), Series 2020-A, 5.25% 6/1/2055 ¹	2,000	1,631
Dev. Fin. Corp., Senior Living Rev. Bonds (Mayflower Retirement Community Project), Series 2021-A, 4.00% 6/1/2041 ¹	1,320	980
Dev. Fin. Corp., Senior Living Rev. Bonds (Mayflower Retirement Community Project), Series 2021-A, 4.00% 6/1/2046 ¹	1,005	688
Dev. Fin. Corp., Senior Living Rev. Bonds (Mayflower Retirement Community Project), Series 2021-A, 4.00% 6/1/2055 ¹	600	375
Dev. Fin. Corp., Senior Living Rev. Bonds (Mayflower Retirement Community Project), Series 2021-A, 4.00% 6/1/2036 ¹	1,605	1,316
Dev. Fin. Corp., Solid Waste Disposal Rev. Bonds (Waste Pro USA, Inc. Project), Series 2017, AMT, 5.25% 8/1/2029	6,125	5,991
Dev. Fin. Corp., Solid Waste Disposal Rev. Bonds (Waste Pro USA, Inc. Project), Series 2021, AMT, 3.00% 6/1/2032	58,335	47,089
Dev. Fin. Corp., Solid Waste Disposal Rev. Bonds (Waste Pro USA, Inc. Project), Series 2023, AMT, 6.125% 7/1/2032 (put 7/1/2026) ¹	3,385	3,433
Dev. Fin. Corp., Surface Transportation Fac. Rev. Bonds (Virgin Trains USA Passenger Rail Project), Series 2019-A, AMT, 6.50% 1/1/2049 (put 1/1/2029) ¹	3,000	2,968
Halifax Hospital Medical Center, Hospital Rev. Ref. Bonds, Series 2016, 5.00% 6/1/2028	1,170	1,210
Halifax Hospital Medical Center, Hospital Rev. Ref. Bonds, Series 2016, 5.00% 6/1/2030	2,750	2,838
Higher Educational Facs. Fncg. Auth., Educational Facs. Rev. Bonds (Florida Institute of Technology), Series 2019, 5.00% 10/1/2035	750	787
County of Hillsborough, Industrial Dev. Auth., Hospital Rev. Bonds (Tampa General Hospital Project), Series 2020-A, 4.00% 8/1/2045	1,000	958
County of Hillsborough, Industrial Dev. Auth., Hospital Rev. Bonds (Tampa General Hospital Project), Series 2020-A, 4.00% 8/1/2055	3,600	3,272
Housing Fin. Corp., Homeowner Mortgage Rev. Bonds, Series 2023-3, 5.75% 1/1/2054	2,055	2,242
County of Lee, Industrial Dev. Auth., Healthcare Facs. Rev. Bonds (Cypress Cove at Healthpark Florida, Inc. Project), Series 2022-A, 5.25% 10/1/2052	1,850	1,583
County of Lee, Industrial Dev. Auth., Healthcare Facs. Rev. Bonds (Cypress Cove at Healthpark Florida, Inc. Project), Series 2022-A, 5.25% 10/1/2057	6,365	5,320
County of Lee, Industrial Dev. Auth., Healthcare Facs. Rev. Ref. Bonds (Shell Point/Alliance Obligated Group, Shell Point Project), Series 2019, 5.00% 11/15/2044	205	203
County of Lee, River Hall Community Dev. Dist., Capital Improvement Rev. Ref. Bonds, Series 2021-A-1, 3.00% 5/1/2025	175	172
County of Lee, River Hall Community Dev. Dist., Capital Improvement Rev. Ref. Bonds, Series 2021-A-2, 3.00% 5/1/2025	190	190
County of Lee, River Hall Community Dev. Dist., Capital Improvement Rev. Ref. Bonds, Series 2021-A-1, 3.00% 5/1/2031	400	362
County of Lee, River Hall Community Dev. Dist., Capital Improvement Rev. Ref. Bonds, Series 2021-A-2, 3.00% 5/1/2031	185	167
County of Lee, River Hall Community Dev. Dist., Capital Improvement Rev. Ref. Bonds, Series 2021-A-1, 3.00% 5/1/2036	480	395
County of Lee, River Hall Community Dev. Dist., Capital Improvement Rev. Ref. Bonds, Series 2021-A-2, 3.00% 5/1/2036	600	494
Counties of Manatee and Sarasota, Lakewood Ranch Stewardship Dist., Special Assessment Rev. Bonds (Lakewood Centre North), Series 2015, 4.875% 5/1/2035	465	467
Counties of Manatee and Sarasota, Lakewood Ranch Stewardship Dist., Special Assessment Rev. Bonds (Lakewood Centre North), Series 2015, 4.875% 5/1/2045	1,895	1,832
Counties of Manatee and Sarasota, Lakewood Ranch Stewardship Dist., Special Assessment Rev. Bonds (Lakewood National and Polo Run Project), Series 2017, 5.25% 5/1/2037	1,000	1,016
Counties of Manatee and Sarasota, Lakewood Ranch Stewardship Dist., Special Assessment Rev. Bonds (Lakewood National and Polo Run Project), Series 2017, 5.375% 5/1/2047	1,100	1,116
City of Miami, Midtown Miami Community Dev. Dist., Special Assessment and Rev. Ref. Bonds (Infrastructure Project), Series 2014-B, 5.00% 5/1/2037	1,735	1,735
City of Miami, Midtown Miami Community Dev. Dist., Special Assessment and Rev. Ref. Bonds (Parking Garage Project), Series 2014-A, 4.25% 5/1/2024	440	440
County of Miami-Dade, Aviation Rev. Ref. Bonds, Series 2017-B, AMT, 5.00% 10/1/2040	11,760	12,102
County of Miami-Dade, Expressway Auth., Toll System Rev. Ref. Bonds, Series 2016-A, 5.00% 7/1/2030	1,225	1,271

American High-Income Municipal Bond Fund (continued)

Bonds, notes & other debt instruments (continued)	Principal amount (000)	Value (000)
Florida (continued)		
County of Miami-Dade, Health Facs. Auth., Hospital Rev. and Rev. Ref. Bonds (Nicklaus Children's Hospital Project), Series 2021-A, 4.00% 8/1/2051	USD3,000	\$ 2,948
County of Miami-Dade, Industrial Dev. Auth., Industrial Dev. Rev. Bonds (CFC-MB I, LLC Collins Park Housing Project), Series 2023, AMT, 6.25% 1/1/2059 ¹	7,500	7,494
County of Miami-Dade, Sawyers Landing Community Dev. Dist., Special Assessment Rev. Bonds, Series 2021, 3.25% 5/1/2026	1,280	1,228
County of Miami-Dade, Sawyers Landing Community Dev. Dist., Special Assessment Rev. Bonds, Series 2021, 3.75% 5/1/2031	5,315	4,839
County of Miami-Dade, Sawyers Landing Community Dev. Dist., Special Assessment Rev. Bonds, Series 2021, 4.125% 5/1/2041	10,885	8,882
County of Miami-Dade, Sawyers Landing Community Dev. Dist., Special Assessment Rev. Bonds, Series 2021, 4.25% 5/1/2053	11,165	8,686
City of Miami Beach, Health Facs. Auth., Hospital Rev. Bonds (Mount Sinai Medical Center of Florida), Series 2021-B, 3.00% 11/15/2051	13,085	10,022
City of North Port, West Villages Improvement Dist. No. 2, Special Assessment Bonds, Series 2019-A-1, 5.75% 5/1/2036	2,165	2,167
City of North Port, West Villages Improvement Dist. No. 2, Special Assessment Bonds, Series 2019-A-2, 5.75% 5/1/2036	2,295	1,331
County of Okaloosa, Mid-Bay Bridge Auth., Rev. Bonds, Series 2015-A, 5.00% 10/1/2035	1,000	1,016
County of Okaloosa, Mid-Bay Bridge Auth., Rev. Bonds, Series 2015-A, 5.00% 10/1/2040	1,000	1,011
County of Okaloosa, Mid-Bay Bridge Auth., Rev. Bonds, Series 2015-C, 5.00% 10/1/2040	1,935	1,954
County of Orange, Health Facs. Auth., Health Care Facs. Rev. Bonds (Presbyterian Retirement Communities Project), Series 2015, 5.00% 8/1/2045	4,300	4,311
County of Orange, Health Facs. Auth., Hospital Rev. Ref. Bonds (Orlando Health Obligated Group), Series 2016-A, 5.00% 10/1/2033	1,240	1,295
County of Orange, Health Facs. Auth., Rev. Bonds (Presbyterian Retirement Communities Obligated Group Project), Series 2023-A, 4.00% 8/1/2042	4,525	4,147
County of Orange, Health Facs. Auth., Rev. Bonds (Presbyterian Retirement Communities Obligated Group Project), Series 2023-A, 4.00% 8/1/2047	6,670	5,840
County of Palm Beach, Health Facs. Auth., Retirement Communities Rev. Bonds (ACTS Retirement - Life Communities, Inc. Obligated Group), Series 2016, 5.00% 11/15/2032	4,935	5,110
County of Palm Beach, Health Facs. Auth., Rev. Bonds (Lifespace Communities, Inc.), Series 2016-B, 5.00% 5/15/2036	1,015	906
County of Palm Beach, Health Facs. Auth., Rev. Bonds (Lifespace Communities, Inc.), Series 2020-B, 4.00% 11/15/2041	250	236
County of Palm Beach, Health Facs. Auth., Rev. Bonds (Lifespace Communities, Inc.), Series 2020-B, 5.00% 11/15/2042	650	676
County of Palm Beach, Health Facs. Auth., Rev. Bonds (Lifespace Communities, Inc.), Series 2016-B, 5.00% 5/15/2047	875	688
County of Palm Beach, Health Facs. Auth., Rev. Bonds (Lifespace Communities, Inc.), Series 2019-B, 5.00% 5/15/2053	3,375	2,532
County of Palm Beach, Health Facs. Auth., Rev. Bonds (Toby & Leon Cooperman Sinai Residences of Boca Raton Expansion), Series 2020, 5.00% 6/1/2055	3,650	3,245
City of Palm Coast, Palm Coast Park Community Dev. Dist., Special Assessment Bonds, Series 2006, 5.70% 5/1/2037	2,170	2,199
City of Palm Coast, Town Center at Palm Coast Community Dev. Dist., Capital Improvement Rev. Bonds, Series 2005, 6.00% 5/1/2036	1,930	1,931
County of Pasco, Capital Improvement Cigarette Tax Allocation Bonds, Series 2023-A, Assured Guaranty Municipal insured, 5.75% 9/1/2054	650	731
County of Pinellas, Educational Facs. Auth., Lease Rev. Bonds (Discovery Academy of Science Project), Series 2022-A, 4.00% 6/1/2046 ¹	1,690	1,257
County of Pinellas, Educational Facs. Auth., Lease Rev. Bonds (Discovery Academy of Science Project), Series 2022-A, 5.00% 6/1/2056 ¹	4,000	3,333
County of Pinellas, Industrial Dev. Auth., Rev. Bonds (Drs. Kiran & Pallavi Patel 2017 Foundation for Global Understanding, Inc. Project), Series 2019, 5.00% 7/1/2029	2,245	2,304
County of Pinellas, Industrial Dev. Auth., Rev. Bonds (Drs. Kiran & Pallavi Patel 2017 Foundation for Global Understanding, Inc. Project), Series 2019, 5.00% 7/1/2039	3,070	3,090
County of Polk, Industrial Dev. Auth., Retirement Fac. Rev. Ref. and Improvement Bonds (Carpenters Home Estates, Inc. Project), Series 2019-A, 5.00% 1/1/2039	640	626
City of Pompano Beach, Rev. and Rev. Ref. Bonds (John Knox Village Project), Series 2020, 3.50% 9/1/2030	1,100	1,029
City of Pompano Beach, Rev. and Rev. Ref. Bonds (John Knox Village Project), Series 2020, 3.50% 9/1/2035	3,000	2,657
City of Pompano Beach, Rev. and Rev. Ref. Bonds (John Knox Village Project), Series 2020, 4.00% 9/1/2040	140	121
City of Pompano Beach, Rev. Bonds (John Knox Village Project), Series 2021-B-1, 2.00% 1/1/2029	1,105	978

American High-Income Municipal Bond Fund (continued)

Bonds, notes & other debt instruments (continued)	Principal amount (000)	Value (000)
Florida (continued)		
City of Pompano Beach, Rev. Bonds (John Knox Village Project), Series 2021-A, 4.00% 9/1/2036	USD1,970	\$1,819
City of Pompano Beach, Rev. Bonds (John Knox Village Project), Series 2015, 5.00% 9/1/2039	2,340	2,317
City of Pompano Beach, Rev. Bonds (John Knox Village Project), Series 2021-A, 4.00% 9/1/2041	1,215	1,039
City of Pompano Beach, Rev. Bonds (John Knox Village Project), Series 2015, 5.00% 9/1/2044	2,505	2,402
City of Pompano Beach, Rev. Bonds (John Knox Village Project), Series 2021-A, 4.00% 9/1/2051	680	526
City of Pompano Beach, Rev. Bonds (John Knox Village Project), Series 2021-A, 4.00% 9/1/2056	4,785	3,575
City of Port St. Lucie, Utility System Rev. Ref. Bonds, Series 2016, 4.00% 9/1/2036	2,000	2,027
City of St. Cloud, Gramercy Farms Community Dev. Dist., Special Assessment Bonds, Series 2007-B, 5.10% 5/1/2014 ⁶	10,260	2
City of St. Cloud, Gramercy Farms Community Dev. Dist., Special Assessment Rev. Ref. Bonds, Capital Appreciation Bonds, Series 2011, 0% 5/1/2039 ⁸	18,230	1,814
City of St. Cloud, Stevens Plantation Community Dev. Dist., Special Assessment Rev. Bonds, Series 2003-B, 6.375% 5/1/2013 ⁶	3,490	2,374
City of St. Cloud, Stevens Plantation Improvement Project Dependent Special Dist., Rev. Bonds, Series 2003, 6.375% 5/1/2013 ⁶	3,584	1,039
County of St. Johns, Industrial Dev. Auth., Rev. Bonds (Presbyterian Retirement Communities Obligated Group Project), Series 2020-A, 4.00% 8/1/2055	3,315	2,766
County of St. Johns, Industrial Dev. Auth., Senior Living Rev. Bonds (Vicars Landing Project), Series 2021-A, 4.00% 12/15/2036	1,000	872
County of St. Johns, Industrial Dev. Auth., Senior Living Rev. Bonds (Vicars Landing Project), Series 2021-A, 4.00% 12/15/2041	750	602
County of St. Johns, Industrial Dev. Auth., Senior Living Rev. Bonds (Vicars Landing Project), Series 2021-A, 4.00% 12/15/2046	4,665	3,512
County of St. Johns, Industrial Dev. Auth., Senior Living Rev. Bonds (Vicars Landing Project), Series 2021-A, 4.00% 12/15/2050	2,010	1,451
County of St. Johns, Marshall Creek Community Dev. Dist., Special Assessment Bonds, Series 2002, 5.00% 5/1/2032	2,080	2,080
County of St. Johns, Marshall Creek Community Dev. Dist., Special Assessment Bonds, Series 2016, 6.32% 5/1/2045	210	210
County of Sarasota, Health Facs. Auth., Retirement Fac. Rev. Bonds (Village on the Isle Project), Series 2017-A, 5.00% 1/1/2037	2,150	2,136
County of Sarasota, Health Facs. Auth., Retirement Fac. Rev. Bonds (Village on the Isle Project), Series 2017-A, 5.00% 1/1/2042	4,150	3,938
County of Sarasota, Health Facs. Auth., Retirement Fac. Rev. Bonds (Village on the Isle Project), Series 2017-A, 5.00% 1/1/2047	3,645	3,329
County of Sarasota, Health Facs. Auth., Retirement Fac. Rev. Bonds (Village on the Isle Project), Series 2017-A, 5.00% 1/1/2052	6,695	5,950
County of Sarasota, Health Facs. Auth., Retirement Fac. Rev. Improvement Bonds (Sunnyside Village Project), Series 2018, 5.00% 5/15/2048	1,200	1,102
County of Sarasota, Health Facs. Auth., Retirement Fac. Rev. Ref. Bonds (Village on the Isle Project), Series 2016, 5.00% 1/1/2026	150	151
County of Sarasota, Health Facs. Auth., Retirement Fac. Rev. Ref. Bonds (Village on the Isle Project), Series 2016, 5.00% 1/1/2027	180	182
County of Sarasota, Health Facs. Auth., Retirement Fac. Rev. Ref. Bonds (Village on the Isle Project), Series 2016, 5.00% 1/1/2030	120	121
South Broward Hospital Dist., Hospital Rev. Bonds (South Broward Hospital Dist. Obligated Group), Series 2021-A, 3.00% 5/1/2051	2,000	1,468
City of South Miami, Health Facs. Auth., Hospital Rev. Ref. Bonds (Baptist Health South Florida Obligated Group), Series 2017, 4.00% 8/15/2042	2,000	1,931
City of South Miami, Health Facs. Auth., Hospital Rev. Ref. Bonds (Baptist Health South Florida Obligated Group), Series 2017, 5.00% 8/15/2047	3,350	3,425
Southeast Overtown/Park West Community Redev. Agcy., Tax Increment Rev. Bonds, Series 2014-A-1, 5.00% 3/1/2024 ¹	1,000	1,001
Southeast Overtown/Park West Community Redev. Agcy., Tax Increment Rev. Bonds, Series 2014-A-1, 5.00% 3/1/2030 ¹	6,500	6,507
City of Tallahassee, Health Facs. Rev. Ref. Bonds (Tallahassee Memorial HealthCare, Inc. Project), Series 2015-A, 5.00% 12/1/2040	1,350	1,359
City of Tampa, Rev. and Rev. Ref. Bonds (University of Tampa Project), Series 2015, 5.00% 4/1/2045	3,945	3,983
City of Tampa, Rev. and Rev. Ref. Bonds (University of Tampa Project), Series 2020-A, 4.00% 4/1/2050	1,810	1,734
Dept. of Transportation, Turnpike Rev. Ref. Bonds, Series 2021-C, 3.00% 7/1/2046	2,000	1,648
City of Venice, Retirement Community Rev. Improvement Bonds (Village on the Isle Project), Series 2019, 5.00% 1/1/2037	1,000	983

American High-Income Municipal Bond Fund (continued)

Bonds, notes & other debt instruments (continued)	Principal amount (000)	Value (000)
Florida (continued)		
City of Venice, Retirement Community Rev. Improvement Bonds (Village on the Isle Project), Series 2019, 5.00% 1/1/2047	USD4,205	\$ 3,806
City of Venice, Retirement Community Rev. Improvement Bonds (Village on the Isle Project), Series 2019, 5.00% 1/1/2052	3,010	2,652
City of Wildwood, Village Community Dev. Dist. No. 12, Special Assessment Rev. Bonds, Series 2018, 4.25% 5/1/2043	1,000	923
City of Wildwood, Village Community Dev. Dist. No. 13, Special Assessment Rev. Bonds, Series 2021, 3.00% 5/1/2041	2,465	1,936
City of Wildwood, Village Community Dev. Dist. No. 13, Special Assessment Rev. Bonds, Series 2021, 3.25% 5/1/2052	3,750	2,763
City of Winter Garden, Winter Garden Village at Fowler Groves Community Dev. Dist., Special Assessment Rev. Ref. Bonds, Series 2016, 3.75% 5/1/2031	3,925	3,707
City of Winter Garden, Winter Garden Village at Fowler Groves Community Dev. Dist., Special Assessment Rev. Ref. Bonds, Series 2016, 4.125% 5/1/2037	1,980	1,859
		<u>492,741</u>
Georgia 1.43%		
City of Atlanta, Airport General Rev. Bonds, Series 2022-B, AMT, 5.00% 7/1/2047	2,000	2,133
City of Atlanta, Airport Passenger Fac. Charge and General Rev. Bonds, Series 2019-D, AMT, 4.00% 7/1/2040	1,750	1,750
City of Atlanta, Dev. Auth., Health Care Facs. Rev. Bonds, Capital Appreciation Bonds, Series 2017-B-2, 0% 1/1/2044	1,631	1
City of Atlanta, Dev. Auth., Senior Health Care Facs. Rev. Bonds (Georgia Proton Treatment Center Project), Series 2017-A-1, 7.00% 1/1/2040 ⁶	6,000	666
City of Atlanta, Urban Redev. Agcy., Rev. Bonds (Atlanta Beltline Trail Completion Project), Series 2021, 2.875% 7/1/2031 ¹	1,000	917
City of Atlanta, Urban Redev. Agcy., Rev. Bonds (Atlanta Beltline Trail Completion Project), Series 2021, 3.625% 7/1/2042 ¹	4,245	3,670
City of Atlanta, Urban Redev. Agcy., Rev. Bonds (Atlanta Beltline Trail Completion Project), Series 2021, 3.875% 7/1/2051 ¹	4,185	3,517
County of Burke, Dev. Auth., Pollution Control Rev. Bonds (Georgia Transmission Corp. Vogtle Project), Series 2012, 2.75% 1/1/2052	10,475	7,357
County of Burke, Dev. Auth., Pollution Control Rev. Bonds (Oglethorpe Power Corp. Vogtle Project), Series 2013-A, 1.50% 1/1/2040 (put 2/3/2025)	2,510	2,416
County of Burke, Dev. Auth., Pollution Control Rev. Bonds (Oglethorpe Power Corp. Vogtle Project), Series 2017-C, 4.125% 11/1/2045	5,000	4,739
County of Cobb, Dev. Auth., Charter School Rev. Bonds (Northwest Classical Academy Project), Series 2023-A, 6.00% 6/15/2043 ¹	500	503
County of Cobb, Dev. Auth., Charter School Rev. Bonds (Northwest Classical Academy Project), Series 2023-A, 6.40% 6/15/2053 ¹	1,750	1,760
County of Cobb, Dev. Auth., Charter School Rev. Bonds (Northwest Classical Academy Project), Series 2023-A, 6.375% 6/15/2058 ¹	1,250	1,246
County of Cobb, Dev. Auth., Parking and Dining Hall Lease Rev. Ref. Bonds (Kennesaw State University Real Estate Foundations Projects), Series 2017, 5.00% 7/15/2033	1,000	1,075
County of Coweta, Residential Care Facs. for the Elderly Auth., Rev. Bonds (Wesley Woods of Newnan - Peachtree City Project), Series 2021, 4.00% 3/1/2026	1,290	1,262
County of Coweta, Residential Care Facs. for the Elderly Auth., Rev. Bonds (Wesley Woods of Newnan - Peachtree City Project), Series 2021, 4.00% 3/1/2031	1,265	1,165
County of Coweta, Residential Care Facs. for the Elderly Auth., Rev. Bonds (Wesley Woods of Newnan - Peachtree City Project), Series 2021, 4.00% 3/1/2036	970	833
County of Coweta, Residential Care Facs. for the Elderly Auth., Rev. Bonds (Wesley Woods of Newnan - Peachtree City Project), Series 2021, 4.00% 3/1/2041	935	743
County of Coweta, Residential Care Facs. for the Elderly Auth., Rev. Bonds (Wesley Woods of Newnan - Peachtree City Project), Series 2021, 4.00% 3/1/2046	1,060	789
Geo. L. Smith II Georgia World Congress Center Auth., Convention Center Hotel First Tier Rev. Bonds, Series 2021-A, 2.375% 1/1/2031	1,000	890
Geo. L. Smith II World Congress Center Auth., Convention Center Hotel Second Tier Rev. Bonds, Series 2021-B, 3.625% 1/1/2031 ¹	1,970	1,789
Geo. L. Smith II World Congress Center Auth., Convention Center Hotel Second Tier Rev. Bonds, Series 2021-B, 5.00% 1/1/2036 ¹	2,315	2,292
Geo. L. Smith II World Congress Center Auth., Convention Center Hotel Second Tier Rev. Bonds, Series 2021-B, 5.00% 1/1/2054 ¹	1,000	875

American High-Income Municipal Bond Fund (continued)

Bonds, notes & other debt instruments (continued)	Principal amount (000)	Value (000)
Georgia (continued)		
County of Houston, Hospital Auth., Rev. Bonds (Houston Hospital, Inc.), Series 2016-B, 5.00% 10/1/2031 (preref. 4/1/2024) ⁴	USD3,600	\$ 3,607
Counties of Macon and Bibb, Urban Dev. Auth., Rev. Bonds (Academy for Classical Education, Inc.), Series 2017, 5.75% 6/15/2037 ¹	1,200	1,235
Counties of Macon and Bibb, Urban Dev. Auth., Rev. Bonds (Academy for Classical Education, Inc.), Series 2017, 5.875% 6/15/2047 ¹	2,180	2,219
Counties of Macon and Bibb, Urban Dev. Auth., Rev. Bonds (Academy for Classical Education, Inc.), Series 2017, 6.00% 6/15/2052 ¹	3,060	3,116
Main Street Natural Gas, Inc., Gas Project Rev. Bonds, Series 2007-A, 5.50% 9/15/2026	1,000	1,036
Main Street Natural Gas, Inc., Gas Project Rev. Bonds, Series 2007-A, 5.50% 9/15/2028	1,500	1,599
Main Street Natural Gas, Inc., Gas Supply Rev. Bonds, Series 2019-A, 5.00% 5/15/2043	860	885
Main Street Natural Gas, Inc., Gas Supply Rev. Bonds, Series 2021-C, 4.00% 5/1/2052 (put 12/1/2028)	1,185	1,188
Main Street Natural Gas, Inc., Gas Supply Rev. Bonds, Series 2023-A, 5.00% 6/1/2053 (put 6/1/2030)	600	634
Main Street Natural Gas, Inc., Gas Supply Rev. Bonds, Series 2023-B, 5.00% 7/1/2053 (put 3/1/2030)	18,495	19,620
Main Street Natural Gas, Inc., Gas Supply Rev. Bonds, Series 2023-C, 5.00% 9/1/2053 (put 12/1/2029)	13,220	14,069
Main Street Natural Gas, Inc., Gas Supply Rev. Bonds, Series 2023-E, 5.00% 12/1/2053 (put 6/1/2031)	21,445	22,949
Main Street Natural Gas, Inc., Gas Supply Rev. Bonds, Series 2024-A, 5.00% 5/1/2054 (put 9/1/2031)	10,895	11,666
City of Marietta, Dev. Auth., Rev. Bonds (Life University, Inc. Project), Series 2017-A, 5.00% 11/1/2037 ¹	4,000	3,865
County of Monroe, Dev. Auth., Pollution Control Rev. Bonds (Oglethorpe Power Corp. Scherer Project), Series 2013-A, 1.50% 1/1/2039 (put 2/3/2025)	1,000	963
Municipal Electric Auth., Plant Vogtle Units 3 and 4 Project J Bonds, Series 2015-A, 5.50% 7/1/2060	8,600	8,675
Municipal Electric Auth., Plant Vogtle Units 3 and 4 Project P Bonds, Series 2021-A, 4.00% 1/1/2046	330	311
Municipal Electric Auth., Plant Vogtle Units 3 and 4 Project P Bonds, Series 2019-B, 5.00% 1/1/2048	3,000	3,063
Municipal Electric Auth., Plant Vogtle Units 3 and 4 Project P Bonds, Series 2021-A, 5.00% 1/1/2056	505	516
Municipal Electric Auth., Plant Vogtle Units 3 and 4 Project P Bonds, Series 2021-A, 5.00% 1/1/2063	1,200	1,223
Municipal Electric Auth., Project One Bonds, Series 2019-A, 5.00% 1/1/2034	1,300	1,403
Municipal Electric Auth., Project One Bonds, Series 2019-A, 4.00% 1/1/2049	2,700	2,571
Private Colleges and Universities Auth., Rev. Bonds (The Savannah College of Art and Design Projects), Series 2014, 5.00% 4/1/2029 (preref. 4/1/2024)	1,000	1,003
Private Colleges and Universities Auth., Rev. Bonds (The Savannah College of Art and Design Projects), Series 2014, 5.00% 4/1/2044 (preref. 4/1/2024)	2,000	2,006
Road and Tollway Auth., Toll Rev. Capital Appreciation Bonds (I-75 S Expressway Lanes Project), Series 2014-A, 0% 6/1/2024 (escrowed to maturity) ¹	505	499
Road and Tollway Auth., Toll Rev. Capital Appreciation Bonds (I-75 S Expressway Lanes Project), Series 2014-A, 0% 6/1/2034 (preref. 6/1/2024) ¹	3,495	1,868
Road and Tollway Auth., Toll Rev. Convertible Capital Appreciation Bonds (I-75 S Expressway Lanes Project), Series 2014-B, 0% 6/1/2049 (7.00% on 6/1/2024) (preref. 6/1/2024) ^{1,4}	14,155	14,698
County of Rockdale, Rev. Ref. Bonds (Pratt Paper (GA), LLC Project), Series 2018, AMT, 4.00% 1/1/2038 ¹	2,500	2,379
		171,254
Guam 0.45%		
A.B. Won Pat International Airport Auth., General Rev. Bonds, Series 2023-A, AMT, 5.25% 10/1/2035	265	273
A.B. Won Pat International Airport Auth., General Rev. Bonds, Series 2023-A, AMT, 5.375% 10/1/2040	525	528
A.B. Won Pat International Airport Auth., General Rev. Bonds, Series 2023-A, AMT, 5.375% 10/1/2043	1,250	1,256
Business Privilege Tax Rev. Ref. Bonds, Series 2015-D, 5.00% 11/15/2031	3,250	3,322
Business Privilege Tax Rev. Ref. Bonds, Series 2015-D, 5.00% 11/15/2032	3,000	3,066
Business Privilege Tax Rev. Ref. Bonds, Series 2021-F, 4.00% 1/1/2036	10,230	10,354
Business Privilege Tax Rev. Ref. Bonds, Series 2021-F, 4.00% 1/1/2042	17,135	16,603
Dept. of Education, Certs. of Part. (John F. Kennedy High School Ref. and Energy Efficiency Project), Series 2020-A, 4.25% 2/1/2030	1,000	993
Dept. of Education, Certs. of Part. (John F. Kennedy High School Ref. and Energy Efficiency Project), Series 2020-A, 5.00% 2/1/2040	4,340	4,388
Hotel Occupancy Tax Rev. Ref. Bonds, Series 2021-A, 5.00% 11/1/2028	455	484
Hotel Occupancy Tax Rev. Ref. Bonds, Series 2021-A, 5.00% 11/1/2029	750	807
Hotel Occupancy Tax Rev. Ref. Bonds, Series 2021-A, 5.00% 11/1/2035	3,000	3,227
Hotel Occupancy Tax Rev. Ref. Bonds, Series 2021-A, 5.00% 11/1/2040	3,500	3,634
Limited Obligation Bonds (Section 30), Series 2016-A, 5.00% 12/1/2046	1,500	1,490
Port Auth., Port Rev. Bonds, Series 2018-B, AMT, 5.00% 7/1/2024	725	728
Port Auth., Port Rev. Bonds, Series 2018-B, AMT, 5.00% 7/1/2031	585	621

American High-Income Municipal Bond Fund (continued)

Bonds, notes & other debt instruments (continued)	Principal amount (000)	Value (000)
Guam (continued)		
Port Auth., Port Rev. Bonds, Series 2018-B, AMT, 5.00% 7/1/2033	USD465	\$ 493
Port Auth., Port Rev. Bonds, Series 2018-B, AMT, 5.00% 7/1/2035	400	424
Power Auth., Rev. Ref. Bonds, Series 2022-A, 5.00% 10/1/2034	1,000	1,104
		<u>53,795</u>
Hawaii 0.22%		
Airports System Rev. Bonds, Series 2022-A, AMT, 5.00% 7/1/2051	2,445	2,551
Dept. of Budget and Fin., Special Purpose Rev. Ref. Bonds (Hawaiian Electric Co., Inc.), Series 2017-A, AMT, 3.10% 5/1/2026	2,530	2,012
Dept. of Budget and Fin., Special Purpose Rev. Ref. Bonds (Hawaiian Electric Co., Inc.), Series 2017-B, AMT, 4.00% 3/1/2037	16,165	11,268
Dept. of Budget and Fin., Special Purpose Rev. Ref. Bonds (Hawaiian Electric Co., Inc.), Series 2019, 3.20% 7/1/2039	5,250	3,560
County of Hawaii, Community Facs. Dist. No. 1-2021 (Kaloko Heights Project), Special Tax Rev. Bonds., Series 2023, 7.25% 5/15/2052 ¹	6,525	6,594
		<u>25,985</u>
Idaho 0.22%		
Health Facs. Auth., Rev. Bonds (Kootenai Health Project), Series 2014-A, 4.375% 7/1/2034	2,420	2,429
Health Facs. Auth., Rev. Bonds (Kootenai Health Project), Series 2014-A, 4.75% 7/1/2044	7,015	7,001
Health Facs. Auth., Rev. Bonds (Kootenai Health Project), Series 2017-A, 5.00% 7/1/2047	1,500	1,537
Housing and Fin. Assn., Facs. Rev. Bonds (Compass Public Charter School, Inc. Project), Series 2020-A, 4.50% 7/1/2030 ¹	540	534
Housing and Fin. Assn., Facs. Rev. Bonds (Compass Public Charter School, Inc. Project), Series 2020-A, 5.00% 7/1/2040 ¹	1,665	1,618
Housing and Fin. Assn., Facs. Rev. Bonds (Compass Public Charter School, Inc. Project), Series 2018-A, 6.00% 7/1/2049 ¹	1,955	2,001
Housing and Fin. Assn., Facs. Rev. Bonds (Compass Public Charter School, Inc. Project), Series 2020-A, 5.00% 7/1/2054 ¹	3,000	2,734
Housing and Fin. Assn., Single Family Mortgage Bonds, Series 2023-C, 5.75% 1/1/2053	7,280	7,944
		<u>25,798</u>
Illinois 7.65%		
City of Belleville, Tax Increment and Sales Tax Rev. Ref. Bonds (Carlyle/Green Mount Redev. Project), Series 2021-B, 3.25% 7/1/2029	615	609
Village of Bolingbrook, Special Service Area No. 2019-1, Special Tax Bonds, Series 2019, 5.00% 3/1/2033	1,645	1,632
Village of Bolingbrook, Special Service Area No. 2019-1, Special Tax Bonds, Series 2019, 5.25% 3/1/2041	4,230	4,025
City of Chicago, Board of Education, Capital Improvement Tax Bonds (Dedicated Rev.), Series 2018, 5.00% 4/1/2034	1,535	1,613
City of Chicago, Board of Education, Capital Improvement Tax Bonds (Dedicated Rev.), Series 2023, 5.75% 4/1/2048	2,500	2,768
City of Chicago, Board of Education, Unlimited Tax G.O. Bonds (Dedicated Rev.), Series 2018-A, Assured Guaranty Municipal insured, 5.00% 12/1/2026	2,500	2,593
City of Chicago, Board of Education, Unlimited Tax G.O. Bonds (Dedicated Rev.), Series 2021-A, 5.00% 12/1/2032	4,575	4,836
City of Chicago, Board of Education, Unlimited Tax G.O. Bonds (Dedicated Rev.), Series 2021-A, 5.00% 12/1/2033	500	528
City of Chicago, Board of Education, Unlimited Tax G.O. Bonds (Dedicated Rev.), Series 2021-A, 5.00% 12/1/2035	4,000	4,197
City of Chicago, Board of Education, Unlimited Tax G.O. Bonds (Dedicated Rev.), Series 2021-A, 5.00% 12/1/2036	1,480	1,545
City of Chicago, Board of Education, Unlimited Tax G.O. Bonds (Dedicated Rev.), Series 2021-A, 5.00% 12/1/2038	5,675	5,852
City of Chicago, Board of Education, Unlimited Tax G.O. Bonds (Dedicated Rev.), Series 2021-A, 5.00% 12/1/2039	2,500	2,576
City of Chicago, Board of Education, Unlimited Tax G.O. Bonds (Dedicated Rev.), Series 2015-C, 5.25% 12/1/2039	6,570	6,546
City of Chicago, Board of Education, Unlimited Tax G.O. Bonds (Dedicated Rev.), Series 2021-A, 5.00% 12/1/2040	4,250	4,363

American High-Income Municipal Bond Fund (continued)

Bonds, notes & other debt instruments (continued)	Principal amount (000)	Value (000)
Illinois (continued)		
City of Chicago, Board of Education, Unlimited Tax G.O. Bonds (Dedicated Rev.), Series 2021-A, 5.00% 12/1/2041	USD2,725	\$ 2,786
City of Chicago, Board of Education, Unlimited Tax G.O. Bonds (Dedicated Rev.), Series 2018-D, 5.00% 12/1/2046	12,395	12,426
City of Chicago, Board of Education, Unlimited Tax G.O. Bonds (Dedicated Rev.), Series 2016-B, 6.50% 12/1/2046	7,910	8,294
City of Chicago, Board of Education, Unlimited Tax G.O. Bonds (Dedicated Rev.), Series 2017-A, 7.00% 12/1/2046 ¹	27,470	29,821
City of Chicago, Board of Education, Unlimited Tax G.O. Bonds (Dedicated Rev.), Series 2023-A, 6.00% 12/1/2049	4,420	4,866
City of Chicago, Board of Education, Unlimited Tax G.O. Rev. Ref. Bonds (Dedicated Rev.), Series 2017-C, 5.00% 12/1/2024	2,000	2,013
City of Chicago, Board of Education, Unlimited Tax G.O. Rev. Ref. Bonds (Dedicated Rev.), Series 2017-F, 5.00% 12/1/2024	1,000	1,007
City of Chicago, Board of Education, Unlimited Tax G.O. Rev. Ref. Bonds (Dedicated Rev.), Series 2017-C, 5.00% 12/1/2025	4,000	4,068
City of Chicago, Board of Education, Unlimited Tax G.O. Rev. Ref. Bonds (Dedicated Rev.), Series 2018-A, 5.00% 12/1/2025	2,750	2,797
City of Chicago, Board of Education, Unlimited Tax G.O. Rev. Ref. Bonds (Dedicated Rev.), Series 2018-C, Assured Guaranty Municipal insured, 5.00% 12/1/2028	2,250	2,398
City of Chicago, Board of Education, Unlimited Tax G.O. Rev. Ref. Bonds (Dedicated Rev.), Series 2018-A, Assured Guaranty Municipal insured, 5.00% 12/1/2029	1,000	1,038
City of Chicago, Board of Education, Unlimited Tax G.O. Rev. Ref. Bonds (Dedicated Rev.), Series 2017-B, 6.75% 12/1/2030 ¹	3,500	3,873
City of Chicago, Board of Education, Unlimited Tax G.O. Rev. Ref. Bonds (Dedicated Rev.), Series 2012-B, 5.00% 12/1/2034	1,000	997
City of Chicago, Board of Education, Unlimited Tax G.O. Rev. Ref. Bonds (Dedicated Rev.), Series 2017-G, 5.00% 12/1/2034	4,000	4,079
City of Chicago, Board of Education, Unlimited Tax G.O. Rev. Ref. Bonds (Dedicated Rev.), Series 2012-B, 4.00% 12/1/2035	5,000	4,941
City of Chicago, Board of Education, Unlimited Tax G.O. Rev. Ref. Bonds (Dedicated Rev.), Series 2022-B, 4.00% 12/1/2035	2,240	2,224
City of Chicago, Board of Education, Unlimited Tax G.O. Rev. Ref. Bonds (Dedicated Rev.), Series 2018-A, Assured Guaranty Municipal insured, 5.00% 12/1/2035	3,105	3,172
City of Chicago, Board of Education, Unlimited Tax G.O. Rev. Ref. Bonds (Dedicated Rev.), Series 2017-H, 5.00% 12/1/2036	8,000	8,097
City of Chicago, Board of Education, Unlimited Tax G.O. Rev. Ref. Bonds (Dedicated Rev.), Series 2022-B, 4.00% 12/1/2041	6,500	6,033
City of Chicago, Board of Education, Unlimited Tax G.O. Rev. Ref. Bonds (Dedicated Rev.), Series 2022-A, 4.00% 12/1/2042	4,125	3,789
City of Chicago, Board of Education, Unlimited Tax G.O. Rev. Ref. Bonds (Dedicated Rev.), Series 2017-B, 7.00% 12/1/2042 ¹	28,185	30,809
City of Chicago, Board of Education, Unlimited Tax G.O. Rev. Ref. Bonds (Dedicated Rev.), Series 2022-A, 4.00% 12/1/2043	13,000	11,797
City of Chicago, Board of Education, Unlimited Tax G.O. Rev. Ref. Bonds (Dedicated Rev.), Series 2017-H, 5.00% 12/1/2046	4,780	4,788
City of Chicago, Board of Education, Unlimited Tax G.O. Rev. Ref. Bonds (Dedicated Rev.), Series 2022-A, 4.00% 12/1/2047	7,000	6,111
City of Chicago, Board of Education, Unlimited Tax G.O. Rev. Ref. Bonds (Dedicated Rev.), Capital Appreciation Bonds, Series 1998-B-1, National insured, 0% 12/1/2024	565	547
City of Chicago, Board of Education, Unlimited Tax G.O. Rev. Ref. Bonds (Dedicated Rev.), Capital Appreciation Bonds, Series 2019-A, 0% 12/1/2025	500	466
City of Chicago, Board of Education, Unlimited Tax G.O. Rev. Ref. Bonds (Dedicated Rev.), Capital Appreciation Bonds, Series 1998-B-1, National insured, 0% 12/1/2028	7,510	6,240
City of Chicago, Chicago Midway Airport, Rev. Ref. Bonds, Series 2014-A, AMT, 5.00% 1/1/2031	3,500	3,510
City of Chicago, Chicago Midway Airport, Rev. Ref. Bonds, Series 2014-A, AMT, 5.00% 1/1/2032	5,000	5,014
City of Chicago, Chicago Midway Airport, Rev. Ref. Bonds, Series 2014-A, AMT, 5.00% 1/1/2041	8,000	8,023
City of Chicago, G.O. Bonds, Series 2021-A, 5.00% 1/1/2033	95	104
City of Chicago, G.O. Bonds, Series 2021-A, 4.00% 1/1/2036	2,250	2,279
City of Chicago, G.O. Bonds, Series 2021-B, 4.00% 1/1/2037 ¹	258	260
City of Chicago, G.O. Bonds, Series 2021-B, 4.00% 1/1/2038 ¹	8,715	8,704
City of Chicago, G.O. Bonds, Series 2021-B, 4.00% 1/1/2044 ¹	4,445	4,218
City of Chicago, G.O. Bonds, Series 2021-B, 4.00% 1/1/2049 ¹	3,000	2,728

American High-Income Municipal Bond Fund (continued)

Bonds, notes & other debt instruments (continued)	Principal amount (000)	Value (000)
Illinois (continued)		
City of Chicago, G.O. Bonds (Chicago Works), Series 2023-A, 4.00% 1/1/2035	USD2,535	\$ 2,589
City of Chicago, G.O. Bonds (Chicago Works), Series 2023-A, 5.25% 1/1/2038	1,250	1,355
City of Chicago, G.O. Bonds (Chicago Works), Series 2023-A, 5.50% 1/1/2039	4,315	4,716
City of Chicago, G.O. Bonds (Chicago Works), Series 2023-A, 5.50% 1/1/2040	2,750	2,989
City of Chicago, G.O. Bonds (Chicago Works), Series 2023-A, 5.50% 1/1/2041	1,000	1,064
City of Chicago, G.O. Bonds (Chicago Works), Series 2023-A, 5.50% 1/1/2043	1,250	1,322
City of Chicago, G.O. Bonds, Capital Appreciation Bonds, Series 2008-C, 0% 1/1/2027 (escrowed to maturity)	2,250	2,050
City of Chicago, G.O. Project and Rev. Ref. Bonds, Series 2017-A, 5.625% 1/1/2031	7,405	7,750
City of Chicago, G.O. Project and Rev. Ref. Bonds, Series 2017-A, 6.00% 1/1/2038	3,040	3,185
City of Chicago, G.O. Project and Rev. Ref. Bonds, Capital Appreciation Bonds, Series 2008-C, 0% 1/1/2031	2,420	1,827
City of Chicago, G.O. Rev. Ref. Bonds, Series 2015-C, 5.00% 1/1/2027	1,500	1,531
City of Chicago, G.O. Rev. Ref. Bonds, Series 2020-A, 5.00% 1/1/2027	5,000	5,218
City of Chicago, O'Hare International Airport, General Airport Rev. Ref. Bonds, Series 2015-A, AMT, 5.00% 1/1/2034	3,000	3,028
City of Chicago, O'Hare International Airport, Special Facs. Rev. Bonds (Trips Obligated Group), Series 2018, AMT, 5.00% 7/1/2048	6,250	6,284
City of Chicago, Sales Tax Rev. Ref. Bonds, Series 2002, 5.00% 1/1/2032 (preref. 1/1/2025)	145	147
City of Chicago, School Reform Board of Trustees of the Board of Education, Unlimited Tax G.O. Bonds (Dedicated Tax Rev.), Series 2012-A, 5.00% 12/1/2042	11,475	11,474
City of Chicago, School Reform Board of Trustees of the Board of Education, Unlimited Tax G.O. Bonds (Dedicated Tax Rev.), Series 2016-A, 7.00% 12/1/2044	24,300	25,380
City of Chicago, School Reform Board of Trustees of the Board of Education, Unlimited Tax G.O. Bonds (Dedicated Tax Rev.), Capital Appreciation Bonds, Series 1999-A, National insured, 0% 12/1/2024	2,190	2,122
City of Chicago, School Reform Board of Trustees of the Board of Education, Unlimited Tax G.O. Bonds (Dedicated Tax Rev.), Capital Appreciation Bonds, Series 1998-B-1, National insured, 0% 12/1/2025	1,430	1,335
City of Chicago, School Reform Board of Trustees of the Board of Education, Unlimited Tax G.O. Bonds (Dedicated Tax Rev.), Capital Appreciation Bonds, Series 1998-B-1, National insured, 0% 12/1/2029	5,165	4,119
City of Chicago, School Reform Board of Trustees of the Board of Education, Unlimited Tax G.O. Bonds (Dedicated Tax Rev.), Capital Appreciation Bonds, Series 1999-A, National insured, 0% 12/1/2029	6,920	5,519
City of Chicago, School Reform Board of Trustees of the Board of Education, Unlimited Tax G.O. Bonds (Dedicated Tax Rev.), Capital Appreciation Bonds, Series 1998-B-1, National insured, 0% 12/1/2031	10,355	7,550
City of Chicago, School Reform Board of Trustees of the Board of Education, Unlimited Tax G.O. Bonds (Dedicated Tax Rev.), Capital Appreciation Bonds, Series 1999-A, National insured, 0% 12/1/2031	8,005	5,836
City of Chicago, Transit Auth., Sales Tax Receipts Rev. Bonds, Series 2020-A, 4.00% 12/1/2050	1,000	948
City of Chicago, Transit Auth., Sales Tax Receipts Rev. Bonds, Series 2017, Assured Guaranty Municipal insured, 5.00% 12/1/2051	14,000	14,183
City of Chicago, Transit Auth., Sales Tax Receipts Rev. Bonds, Series 2020-A, 4.00% 12/1/2055	3,000	2,797
City of Chicago, Transit Auth., Sales Tax Receipts Rev. Bonds, Series 2022-A, 5.00% 12/1/2057	7,620	7,855
City of Chicago, Wastewater Transmission Rev. Bonds, Series 2017-A, 5.00% 1/1/2037	2,000	2,061
City of Chicago, Wastewater Transmission Rev. Bonds, Series 2014, 5.00% 1/1/2044	6,500	6,519
City of Chicago, Wastewater Transmission Rev. Bonds, Series 2023-B, Assured Guaranty Municipal insured, 5.25% 1/1/2048	365	402
City of Chicago, Wastewater Transmission Rev. Ref. Bonds, Capital Appreciation Bonds, Series 1998-A, National insured, 0% 1/1/2026	1,650	1,543
City of Chicago, Water Rev. Bonds, Series 2004, 5.00% 11/1/2027	750	785
City of Chicago, Water Rev. Bonds, Series 2000, 5.00% 11/1/2028	1,000	1,046
City of Chicago, Water Rev. Bonds, Series 2000, 5.00% 11/1/2029	1,000	1,047
City of Chicago, Water Rev. Bonds, Series 2000, 5.00% 11/1/2030	700	732
City of Chicago, Water Rev. Bonds, Series 2016-A-1, 5.00% 11/1/2031	1,000	1,045
City of Chicago, Water Rev. Bonds, Series 2014, 5.00% 11/1/2033	6,200	6,271
City of Chicago, Water Rev. Ref. Bonds, Series 2014, 5.00% 11/1/2029	1,605	1,624
City of Chicago, Water Rev. Ref. Bonds, Series 2017-2, Assured Guaranty Municipal insured, 5.00% 11/1/2035	2,290	2,444
City of Chicago, Water Rev. Ref. Bonds, Series 2017-2, Assured Guaranty Municipal insured, 5.00% 11/1/2038	4,000	4,211
City of Chicago, Water Rev. Ref. Bonds, Series 2014, 5.00% 11/1/2044	10,500	10,558
Counties of Cook, DuPage, Kane, Lake, McHenry and Will, Regional Transportation Auth., G.O. Bonds, Series 2003-A, FGIC-National insured, 6.00% 7/1/2033	3,000	3,673
Counties of Cook, DuPage, Kane, Lake, McHenry and Will, Regional Transportation Auth., G.O. Bonds, Series 2004-A, Assured Guaranty Municipal insured, 5.75% 6/1/2034	2,000	2,427
County of Cook, Community College Dist. No. 508 (City Colleges of Chicago), Unlimited Tax G.O. Bonds, Series 2013, 5.25% 12/1/2043	3,000	3,014
County of Cook, Community College Dist. No. 508 (City Colleges of Chicago), Unlimited Tax G.O. Bonds, Series 2017, BAM insured, 5.00% 12/1/2047	6,100	6,297
County of Cook, G.O. Rev. Ref. Bonds, Series 2016-A, Assured Guaranty Municipal insured, 5.00% 11/15/2031	1,250	1,316

American High-Income Municipal Bond Fund (continued)

Bonds, notes & other debt instruments (continued)	Principal amount (000)	Value (000)
Illinois (continued)		
County of DuPage, Special Service Area No. 31 (Monarch Landing Project), Special Tax Bonds, Series 2006, 5.625% 3/1/2036	USD3,670	\$ 3,675
Fin. Auth., Charter School Rev. Ref. and Improvement Rev. Bonds (Chicago International Charter School Project), Series 2017, 5.00% 12/1/2037	2,030	2,071
Fin. Auth., Charter School Rev. Ref. and Improvement Rev. Bonds (Chicago International Charter School Project), Series 2017, 5.00% 12/1/2047	3,180	3,168
Fin. Auth., Graduate and Professional Student Loan Program Rev. Bonds (Midwestern University Foundation), Series 2021-A, AMT, 2.25% 7/1/2033	225	192
Fin. Auth., Rev. Bonds (DePaul University), Series 2016, 5.00% 10/1/2041	1,000	1,030
Fin. Auth., Rev. Bonds (Edward-Elmhurst Healthcare), Series 2017-A, 5.00% 1/1/2035 (preref. 1/1/2027)	3,750	3,990
Fin. Auth., Rev. Bonds (Friendship Village Schaumburg), Series 2017, 5.125% 2/15/2045 ⁶	6,775	1,829
Fin. Auth., Rev. Bonds (Mercy Health Corp.), Series 2016, 5.00% 12/1/2034	3,600	3,705
Fin. Auth., Rev. Bonds (Mercy Health Corp.), Series 2016, 4.00% 12/1/2035	1,520	1,521
Fin. Auth., Rev. Bonds (Mercy Health Corp.), Series 2016, 5.00% 12/1/2040	13,000	13,205
Fin. Auth., Rev. Bonds (Mercy Health Corp.), Series 2016, 5.00% 12/1/2046	12,165	12,271
Fin. Auth., Rev. Bonds (Northshore University Healthsystem), Series 2020-A, 3.25% 8/15/2049	3,755	2,909
Fin. Auth., Rev. Bonds (OSF Healthcare System), Series 2015-A, 4.125% 11/15/2037	1,220	1,222
Fin. Auth., Rev. Bonds (OSF Healthcare System), Series 2020-A, 3.00% 5/15/2050	2,500	1,820
Fin. Auth., Rev. Bonds (Presbyterian Homes Obligated Group), Series 2016-A, 5.00% 11/1/2025	1,135	1,155
Fin. Auth., Rev. Bonds (Presbyterian Homes Obligated Group), Series 2016-A, 5.00% 5/1/2026	1,030	1,055
Fin. Auth., Rev. Bonds (Presbyterian Homes Obligated Group), Series 2016-A, 5.00% 11/1/2026	1,000	1,030
Fin. Auth., Rev. Bonds (Presbyterian Homes Obligated Group), Series 2016-A, 5.00% 11/1/2028	2,240	2,310
Fin. Auth., Rev. Bonds (Presbyterian Homes Obligated Group), Series 2016-A, 5.00% 11/1/2030	1,500	1,550
Fin. Auth., Rev. Bonds (Presbyterian Homes Obligated Group), Series 2016-A, 5.00% 11/1/2031	1,645	1,699
Fin. Auth., Rev. Bonds (Presbyterian Homes Obligated Group), Series 2021-A, 4.00% 5/1/2035	1,385	1,392
Fin. Auth., Rev. Bonds (Presbyterian Homes Obligated Group), Series 2021-A, 4.00% 5/1/2050	3,590	3,133
Fin. Auth., Rev. Bonds (Presence Health Network), Series 2016-C, 3.75% 2/15/2034	250	251
Fin. Auth., Rev. Bonds (Presence Health Network), Series 2016-C, 5.00% 2/15/2034	1,265	1,324
Fin. Auth., Rev. Bonds (Presence Health Network), Series 2016-C, 5.00% 2/15/2036	1,250	1,298
Fin. Auth., Rev. Bonds (Presence Health Network), Series 2016-C, 4.00% 2/15/2041	2,150	2,122
Fin. Auth., Rev. Bonds (Presence Health Network), Series 2016-C, 4.00% 2/15/2041 (preref. 2/15/2027)	85	88
Fin. Auth., Rev. Bonds (Rosalind Franklin University Research Building Project), Series 2017-C, 5.00% 8/1/2046	900	909
Fin. Auth., Rev. Bonds (Rosalind Franklin University Research Building Project), Series 2017-C, 5.00% 8/1/2049	1,250	1,258
Fin. Auth., Rev. Bonds (Rush University Medical Center Obligated Group), Series 2015-A, 5.00% 11/15/2032	1,100	1,119
Fin. Auth., Rev. Bonds (Rush University Medical Center Obligated Group), Series 2015-A, 5.00% 11/15/2038	1,500	1,517
Fin. Auth., Rev. Bonds (The Carle Foundation), Series 2021-A, 3.00% 8/15/2048	1,350	1,048
Fin. Auth., Rev. Ref. Bonds (Anne & Robert H. Lurie Children's Hospital), Series 2017, 5.00% 8/15/2034	1,000	1,059
Fin. Auth., Rev. Ref. Bonds (Benedictine University), Series 2021, 5.00% 10/1/2028	1,000	987
Fin. Auth., Rev. Ref. Bonds (Benedictine University), Series 2017, 5.00% 10/1/2030	1,900	1,871
Fin. Auth., Rev. Ref. Bonds (Benedictine University), Series 2021, 4.00% 10/1/2032	1,050	949
Fin. Auth., Rev. Ref. Bonds (Benedictine University), Series 2017, 5.00% 10/1/2033	3,000	2,928
Fin. Auth., Rev. Ref. Bonds (Benedictine University), Series 2021, 4.00% 10/1/2038	315	256
Fin. Auth., Rev. Ref. Bonds (Benedictine University), Series 2017, 5.00% 10/1/2038	7,805	7,178
Fin. Auth., Rev. Ref. Bonds (Christian Homes, Inc.), Series 2016, 5.00% 5/15/2031	1,875	844
Fin. Auth., Rev. Ref. Bonds (Christian Homes, Inc.), Series 2016, 5.00% 5/15/2036	1,000	452
Fin. Auth., Rev. Ref. Bonds (Dominican University), Series 2022, 5.00% 3/1/2047	1,100	1,068
Fin. Auth., Rev. Ref. Bonds (Dominican University), Series 2022, 5.00% 3/1/2052	1,080	1,025
Fin. Auth., Rev. Ref. Bonds (Northwestern Memorial Healthcare), Series 2021-A, 4.00% 7/15/2039	830	845
Fin. Auth., Rev. Ref. Bonds (Northwestern Memorial Healthcare), Series 2021-A, 3.00% 7/15/2040	5,000	4,332
Fin. Auth., Rev. Ref. Bonds (OSF Healthcare System), Series 2015-A, 5.00% 11/15/2035	2,575	2,618
Fin. Auth., Rev. Ref. Bonds (Silver Cross Hospital and Medical Centers), Series 2015-C, 5.00% 8/15/2035	3,950	4,023
Fin. Auth., Rev. Ref. Bonds (Silver Cross Hospital and Medical Centers), Series 2015-C, 4.125% 8/15/2037	8,710	8,513
Fin. Auth., Rev. Ref. Bonds (Silver Cross Hospital and Medical Centers), Series 2015-C, 5.00% 8/15/2044	6,400	6,484
Fin. Auth., Rev. Ref. Bonds (Smith Crossing), Series 2022, 4.00% 10/15/2037	1,000	812
Fin. Auth., Solid Waste Disposal Rev. Bonds (Waste Management, Inc. Project), Series 2023, AMT, 4.60% 10/1/2053 (put 10/1/2026)	4,755	4,801
Fin. Auth., Solid Waste Disposal Rev. Green Bonds (LRS Holdings, LLC Project), Series 2023-A, AMT, 7.25% 9/1/2052 (put 9/1/2030) ¹	20,000	21,052
Fin. Auth., Student Housing and Academic Fac. Rev. Bonds (CHF-Chicago, LLC - University of Illinois at Chicago Project), Series 2017-A, 5.00% 2/15/2047	2,365	2,305
Fin. Auth., Student Housing and Academic Fac. Rev. Bonds (CHF-Chicago, LLC - University of Illinois at Chicago Project), Series 2017-A, 5.00% 2/15/2050	265	256

American High-Income Municipal Bond Fund (continued)

Bonds, notes & other debt instruments (continued)	Principal amount (000)	Value (000)
Illinois (continued)		
Fin. Auth., Student Housing Rev. Bonds (CHF-Cook, LLC - Northeastern Illinois University Project), Series 2015-A, 5.00% 7/1/2024	USD815	\$ 812
Fin. Auth., Student Housing Rev. Bonds (CHF-Cook, LLC - Northeastern Illinois University Project), Series 2015-A, 5.00% 7/1/2025	730	722
Fin. Auth., Student Housing Rev. Bonds (CHF-Cook, LLC - Northeastern Illinois University Project), Series 2015-A, 5.00% 7/1/2030	3,965	3,838
Fin. Auth., Student Housing Rev. Bonds (CHF-Cook, LLC - Northeastern Illinois University Project), Series 2015-A, 5.00% 7/1/2035	3,800	3,540
Fin. Auth., Student Housing Rev. Bonds (CHF-Cook, LLC - Northeastern Illinois University Project), Series 2015-A, 5.00% 7/1/2047	19,225	16,119
G.O. Bonds, Series 2017-D, BAM insured, 5.00% 11/1/2024	5,000	5,058
G.O. Bonds, Series 2021-B, 4.00% 1/1/2029 ¹	1,065	1,083
G.O. Bonds, Series 2021-B, 4.00% 1/1/2030 ¹	7,710	7,868
G.O. Bonds, Series 2016, Assured Guaranty Municipal insured, 5.00% 1/1/2030	2,000	2,066
G.O. Bonds, Series 2022-A, 5.00% 3/1/2030	1,500	1,660
G.O. Bonds, Series 2016, 5.00% 11/1/2033	1,000	1,037
G.O. Bonds, Series 2021-B, 4.00% 1/1/2034 ¹	1,609	1,646
G.O. Bonds, Series 2019-B, 4.00% 11/1/2034	1,190	1,221
G.O. Bonds, Series 2021-B, 4.00% 1/1/2035 ¹	3,175	3,243
G.O. Bonds, Series 2020-B, 4.00% 10/1/2035	1,000	1,017
G.O. Bonds, Series 2016, 4.00% 6/1/2036	2,545	2,546
G.O. Bonds, Series 2023-B, 5.00% 5/1/2037	2,500	2,772
G.O. Bonds, Series 2014, 5.00% 2/1/2039	6,685	6,688
G.O. Bonds, Series 2014, 5.00% 5/1/2039	1,000	1,002
G.O. Bonds, Series 2019-C, 4.00% 11/1/2040	500	497
G.O. Bonds, Series 2021-B, 3.00% 12/1/2040	7,140	6,090
G.O. Bonds, Series 2021-A, 4.00% 3/1/2041	2,750	2,710
G.O. Bonds, Series 2021-B, 3.00% 12/1/2041	5,000	4,202
G.O. Bonds, Series 2022-A, 5.50% 3/1/2042	2,650	2,977
G.O. Bonds, Series 2019-C, 4.00% 11/1/2042	2,305	2,253
G.O. Bonds, Series 2019-C, 4.00% 11/1/2044	3,235	3,111
G.O. Bonds, Series 2020-C, 4.25% 10/1/2045	2,000	1,978
G.O. Rev. Ref. Bonds, Series 2016, Assured Guaranty Municipal insured, 4.00% 2/1/2030	60	62
Housing Dev. Auth., Homeowner Mortgage Rev. Bonds, Series 2016-B, AMT, 3.50% 8/1/2046	215	212
Housing Dev. Auth., Housing Rev. Green Bonds, Series 2021-B, 3.00% 4/1/2051	2,390	2,310
Housing Dev. Auth., Rev. Bonds, Series 2021-A, 3.00% 4/1/2051	745	722
Housing Dev. Auth., Rev. Bonds, Series 2021-D, 3.00% 10/1/2051	3,165	3,057
Housing Dev. Auth., Rev. Bonds, Series 2023-K, 6.25% 10/1/2053	10,250	11,462
Board of Trustees of Illinois State University, Auxiliary Facs. System Rev. Bonds, Series 2016, Assured Guaranty Municipal insured, 5.00% 4/1/2025	1,000	1,020
Board of Trustees of Illinois State University, Auxiliary Facs. System Rev. Bonds, Series 2018-B, Assured Guaranty Municipal insured, 5.00% 4/1/2026	620	646
Board of Trustees of Illinois State University, Auxiliary Facs. System Rev. Bonds, Series 2018-B, Assured Guaranty Municipal insured, 5.00% 4/1/2031	780	844
Board of Trustees of Illinois State University, Auxiliary Facs. System Rev. Bonds, Series 2018-A, Assured Guaranty Municipal insured, 5.00% 4/1/2035	750	809
Village of Lincolnshire, Special Service Area No. 1 (Sedgebrook Project), Special Tax Bonds, Series 2004, 6.25% 3/1/2034	1,178	1,179
Village of Matteson, Tax Increment Limited Obligation Rev. Bonds, Series 2015, 6.50% 12/1/2035	995	1,041
Metropolitan Pier and Exposition Auth., Dedicated State Tax Rev. Bonds, Capital Appreciation Bonds, Series 1994, BAM insured, 0% 6/15/2028	3,185	2,749
Metropolitan Pier and Exposition Auth., Dedicated State Tax Rev. Bonds, Capital Appreciation Bonds, Series 2002-A, National insured, 0% 6/15/2030	2,600	2,074
Metropolitan Pier and Exposition Auth., Dedicated State Tax Rev. Bonds, Capital Appreciation Bonds, Series 2002-A, National insured, 0% 6/15/2030 (escrowed to maturity)	130	108
Metropolitan Pier and Exposition Auth., Dedicated State Tax Rev. Bonds, Capital Appreciation Bonds, Series 2002-A, National insured, 0% 6/15/2037	3,000	1,771
Metropolitan Pier and Exposition Auth., McCormick Place Expansion Project Bonds, Capital Appreciation Bonds, Series 2002-A, National insured, 0% 12/15/2025	2,470	2,310
Metropolitan Pier and Exposition Auth., McCormick Place Expansion Project Bonds, Capital Appreciation Bonds, Series 1994, National insured, 0% 6/15/2028	10,000	8,578
Metropolitan Pier and Exposition Auth., McCormick Place Expansion Project Bonds, Capital Appreciation Bonds, Series 2002-A, National insured, 0% 12/15/2032	6,860	4,991

American High-Income Municipal Bond Fund (continued)

Bonds, notes & other debt instruments (continued)	Principal amount (000)	Value (000)
Illinois (continued)		
Metropolitan Pier and Exposition Auth., McCormick Place Expansion Project Bonds, Capital Appreciation Bonds, Series 2002-A, National insured, 0% 6/15/2033	USD3,500	\$ 2,495
Metropolitan Pier and Exposition Auth., McCormick Place Expansion Project Bonds, Capital Appreciation Bonds, Series 2002-A, National insured, 0% 12/15/2033	10,715	7,496
Metropolitan Pier and Exposition Auth., McCormick Place Expansion Project Bonds, Capital Appreciation Bonds, Series 2002-A, National insured, 0% 6/15/2034	1,000	686
Metropolitan Pier and Exposition Auth., McCormick Place Expansion Project Bonds, Capital Appreciation Bonds, Series 2002-A, National insured, 0% 12/15/2034	14,785	9,937
Metropolitan Pier and Exposition Auth., McCormick Place Expansion Project Bonds, Capital Appreciation Bonds, Series 2002-A, National insured, 0% 12/15/2035	1,115	714
Metropolitan Pier and Exposition Auth., McCormick Place Expansion Project Bonds, Capital Appreciation Bonds, Series 2002-A, National insured, 0% 6/15/2038	5,280	2,953
Metropolitan Pier and Exposition Auth., McCormick Place Expansion Project Bonds, Capital Appreciation Bonds, Series 2002-A, National insured, 0% 12/15/2039	3,800	1,984
Metropolitan Pier and Exposition Auth., McCormick Place Expansion Project Bonds, Capital Appreciation Bonds, Series 2012-B, 0% 12/15/2051	7,515	1,916
Metropolitan Pier and Exposition Auth., McCormick Place Expansion Project Bonds, Capital Appreciation Bonds, Series 2015-A, 0% 12/15/2052	5,000	1,207
Metropolitan Pier and Exposition Auth., McCormick Place Expansion Project Bonds, Capital Appreciation Bonds, Series 2015-A, Assured Guaranty Municipal insured, 0% 12/15/2052	2,055	526
Metropolitan Pier and Exposition Auth., McCormick Place Expansion Project Rev. Bonds, Series 2020-B, 5.00% 6/15/2042	4,525	4,789
Metropolitan Pier and Exposition Auth., McCormick Place Expansion Project Rev. Bonds, Series 2015-A, 5.00% 6/15/2053	2,000	2,018
Metropolitan Pier and Exposition Auth., McCormick Place Expansion Project Rev. Ref. Bonds, Series 2022-A, 3.00% 6/15/2025	1,085	1,072
Metropolitan Pier and Exposition Auth., McCormick Place Expansion Project Rev. Ref. Bonds, Series 2015-B, 5.00% 12/15/2035	3,000	3,082
Metropolitan Pier and Exposition Auth., McCormick Place Expansion Project Rev. Ref. Bonds, Series 2015-B, 5.00% 12/15/2040	3,000	3,053
Metropolitan Pier and Exposition Auth., McCormick Place Expansion Project Rev. Ref. Bonds, Series 2022-A, 4.00% 12/15/2042	10,055	9,821
Metropolitan Pier and Exposition Auth., McCormick Place Expansion Project Rev. Ref. Bonds, Series 2022-A, 4.00% 12/15/2047	2,560	2,436
Metropolitan Pier and Exposition Auth., McCormick Place Expansion Project Rev. Ref. Bonds, Series 2020-A, 4.00% 6/15/2050	15,690	14,534
Metropolitan Pier and Exposition Auth., McCormick Place Expansion Project Rev. Ref. Bonds, Series 2020-A, 5.00% 6/15/2050	8,600	8,881
Metropolitan Pier and Exposition Auth., McCormick Place Expansion Project Rev. Ref. Bonds, Series 2022-A, 4.00% 6/15/2052	11,570	10,613
Metropolitan Pier and Exposition Auth., McCormick Place Expansion Project Rev. Ref. Bonds, Series 2017-A, 5.00% 6/15/2057	4,500	4,583
Metropolitan Pier and Exposition Auth., McCormick Place Expansion Project Rev. Ref. Bonds, Capital Appreciation Bonds, Series 1996-A, National insured, 0% 6/15/2025	2,535	2,410
Metropolitan Pier and Exposition Auth., McCormick Place Expansion Project Rev. Ref. Bonds, Capital Appreciation Bonds, Series 2002-A, National insured, 0% 12/15/2031	2,780	2,100
Metropolitan Pier and Exposition Auth., McCormick Place Expansion Project Rev. Ref. Bonds, Capital Appreciation Bonds, Series 2022-A, 0% 6/15/2037	1,390	812
Metropolitan Pier and Exposition Auth., McCormick Place Expansion Project Rev. Ref. Bonds, Capital Appreciation Bonds, Series 2022-A, 0% 12/15/2037	2,340	1,329
Metropolitan Pier and Exposition Auth., McCormick Place Expansion Project Rev. Ref. Bonds, Capital Appreciation Bonds, Series 2022-A, 0% 6/15/2039	1,595	837
Metropolitan Pier and Exposition Auth., McCormick Place Expansion Project Rev. Ref. Bonds, Capital Appreciation Bonds, Series 2022-A, 0% 12/15/2039	1,750	899
Metropolitan Pier and Exposition Auth., McCormick Place Expansion Project Rev. Ref. Bonds, Capital Appreciation Bonds, Series 2022-A, 0% 6/15/2040	1,650	819
Metropolitan Pier and Exposition Auth., McCormick Place Expansion Project Rev. Ref. Bonds, Capital Appreciation Bonds, Series 2022-A, 0% 12/15/2040	2,850	1,384
Metropolitan Pier and Exposition Auth., McCormick Place Expansion Project Rev. Ref. Bonds, Capital Appreciation Bonds, Series 2022-A, 0% 12/15/2041	1,900	869
Metropolitan Pier and Exposition Auth., McCormick Place Expansion Project Rev. Ref. Bonds, Capital Appreciation Bonds, Series 2010-B-1, Assured Guaranty Municipal insured, 0% 6/15/2043	3,800	1,666

American High-Income Municipal Bond Fund (continued)

Bonds, notes & other debt instruments (continued)

	Principal amount (000)	Value (000)
Illinois (continued)		
Metropolitan Pier and Exposition Auth., McCormick Place Expansion Project Rev. Ref. Bonds, Capital Appreciation Bonds, Series 2010-B-1, Assured Guaranty Municipal insured, 0% 6/15/2044	USD8,000	\$3,333
Metropolitan Pier and Exposition Auth., McCormick Place Expansion Project Rev. Ref. Bonds, Capital Appreciation Bonds, Series 2017-B, 0% 12/15/2054	13,000	2,808
Metropolitan Pier and Exposition Auth., McCormick Place Expansion Project Rev. Ref. Bonds, Capital Appreciation Bonds, Series 2017-B, BAM insured, 0% 12/15/2054	11,785	2,712
Metropolitan Pier and Exposition Auth., McCormick Place Expansion Project Rev. Ref. Bonds, Capital Appreciation Bonds, Series 2017-A, Assured Guaranty Municipal insured, 0% 12/15/2056	34,540	7,203
Metropolitan Pier and Exposition Auth., McCormick Place Expansion Project Rev. Ref. Bonds, Capital Appreciation Bonds, Series 2017-A, 0% 12/15/2056	22,000	4,303
Board of Trustees of Northern Illinois University, Auxiliary Facs. System Rev. Ref. Bonds, Series 2020-B, BAM insured, 4.00% 4/1/2035	1,075	1,108
Board of Trustees of Northern Illinois University, Auxiliary Facs. System Rev. Ref. Bonds, Series 2020-B, BAM insured, 4.00% 4/1/2036	2,175	2,241
Board of Trustees of Northern Illinois University, Auxiliary Facs. System Rev. Ref. Bonds, Series 2020-B, BAM insured, 4.00% 4/1/2037	1,650	1,688
Board of Trustees of Northern Illinois University, Auxiliary Facs. System Rev. Ref. Bonds, Series 2020-B, BAM insured, 4.00% 4/1/2038	1,850	1,875
Board of Trustees of Northern Illinois University, Auxiliary Facs. System Rev. Ref. Bonds, Series 2020-B, BAM insured, 4.00% 4/1/2039	2,520	2,540
Board of Trustees of Northern Illinois University, Auxiliary Facs. System Rev. Ref. Bonds, Series 2021, BAM insured, 4.00% 10/1/2039	405	407
Board of Trustees of Northern Illinois University, Auxiliary Facs. System Rev. Ref. Bonds, Series 2020-B, BAM insured, 4.00% 4/1/2040	1,975	1,980
Board of Trustees of Northern Illinois University, Auxiliary Facs. System Rev. Ref. Bonds, Series 2020-B, BAM insured, 4.00% 4/1/2041	2,350	2,342
Board of Trustees of Northern Illinois University, Auxiliary Facs. System Rev. Ref. Bonds, Series 2021, BAM insured, 4.00% 10/1/2041	385	380
Sales Tax Securitization Corp., Sales Tax Securitization Bonds, Series 2020-A, BAM insured, 4.00% 1/1/2038	2,000	2,029
Board of Trustees of Southern Illinois University, Housing and Auxiliary Facs. System Rev. Bonds, Capital Appreciation Bonds, Series 1999-A, National insured, 0% 4/1/2025	230	219
Board of Trustees of Southern Illinois University, Housing and Auxiliary Facs. System Rev. Bonds, Capital Appreciation Bonds, Series 1999-A, National insured, 0% 4/1/2029	1,325	1,069
Southwestern Illinois Dev. Auth., Health Fac. Rev. Bonds (Hospital Sisters Services, Inc. Obligated Group), Series 2017-A, 5.00% 2/15/2028	550	583
Sports Facs. Auth., Sports Facs. Rev. Ref. Bonds (State Tax Supported), Series 2019, 5.00% 6/15/2028	1,000	1,039
Sports Facs. Auth., Sports Facs. Rev. Ref. Bonds (State Tax Supported), Series 2019, 5.00% 6/15/2029	2,000	2,102
Sports Facs. Auth., Sports Facs. Rev. Ref. Bonds (State Tax Supported), Series 2014, Assured Guaranty Municipal insured, 5.25% 6/15/2030	6,000	6,032
Sports Facs. Auth., Sports Facs. Rev. Ref. Bonds (State Tax Supported), Series 2014, Assured Guaranty Municipal insured, 5.25% 6/15/2031	2,550	2,564
Sports Facs. Auth., Sports Facs. Rev. Ref. Bonds (State Tax Supported), Series 2014, Assured Guaranty Municipal insured, 5.25% 6/15/2032	1,405	1,410
Sports Facs. Auth., Sports Facs. Rev. Ref. Bonds (State Tax Supported), Capital Appreciation Bonds, Series 2001, AMBAC insured, 0% 6/15/2025	600	566
Sports Facs. Auth., Sports Facs. Rev. Ref. Bonds (State Tax Supported), Capital Appreciation Bonds, Series 2001, AMBAC insured, 0% 6/15/2026	965	873
Toll Highway Auth., Toll Highway Rev. Bonds, Series 2015-B, 5.00% 1/1/2040	3,000	3,079
Toll Highway Auth., Toll Highway Rev. Bonds, Series 2019-A, 5.00% 1/1/2044	1,500	1,611
Board of Trustees of the University of Illinois, Auxiliary Facs. System Rev. Bonds, Series 2014-A, 5.00% 4/1/2024	480	481
Board of Trustees of the University of Illinois, Auxiliary Facs. System Rev. Ref. Bonds, Series 2016-A, 4.00% 4/1/2034	2,160	2,178
Village of Volo, Special Service Area No. 17, Special Tax Bonds, Series 2017, 5.50% 3/1/2047	1,210	1,212
Village of Volo, Special Service Areas Nos. 3 and 6 (Symphony Meadows / Lancaster Falls Projects), Special Tax Rev. Ref. Bonds, Series 2016, Assured Guaranty Municipal insured, 3.125% 3/1/2027	1,128	1,131
Village of Volo, Special Service Areas Nos. 3 and 6 (Symphony Meadows / Lancaster Falls Projects), Special Tax Rev. Ref. Bonds, Series 2016, Assured Guaranty Municipal insured, 5.00% 3/1/2034	4,987	5,110

American High-Income Municipal Bond Fund (continued)

Bonds, notes & other debt instruments (continued)	Principal amount (000)	Value (000)
Illinois (continued)		
Village of Volo, Special Service Areas Nos. 3 and 6 (Symphony Meadows / Lancaster Falls Projects), Special Tax Rev. Ref. Bonds, Series 2016, Assured Guaranty Municipal insured, 4.00% 3/1/2036	USD1,241	\$ 1,255
United City of Yorkville, Special Service Area Nos. 2005-108 and 2005-109, Special Tax Rev. Ref. Bonds, Series 2016, Assured Guaranty Municipal insured, 5.00% 3/1/2032	4,300	4,439
United City of Yorkville, Special Service Area Nos. 2005-108 and 2005-109, Special Tax Rev. Ref. Bonds, Series 2016, Assured Guaranty Municipal insured, 4.00% 3/1/2036	7,490	7,575
		<u>913,811</u>
Indiana 1.18%		
Fin. Auth., Educational Facs. Rev. Bonds (Seven Oaks Classical School Project), Series 2021-A, 5.00% 6/1/2041	850	745
Fin. Auth., Educational Facs. Rev. Bonds (Seven Oaks Classical School Project), Series 2021-A, 5.00% 6/1/2051	625	509
Fin. Auth., Educational Facs. Rev. Bonds (Seven Oaks Classical School Project), Series 2021-A, 5.00% 6/1/2056	1,005	802
Fin. Auth., Environmental Facs. Rev. Ref. Bonds (Indianapolis Power & Light Co. Project), Series 2021-A, 1.40% 8/1/2029	2,000	1,728
Fin. Auth., Environmental Improvement Rev. Bonds (U.S. Steel Corp. Project), Series 2020-A, AMT, 6.75% 5/1/2039	7,550	8,445
Fin. Auth., Environmental Improvement Rev. Ref. Bonds (U.S. Steel Corp. Project), Series 2021-A, 4.125% 12/1/2026	7,200	7,185
Fin. Auth., Health Facs. Rev. Bonds (Good Samaritan Hospital Project), Series 2016-A, 5.50% 4/1/2041	2,000	2,040
Fin. Auth., Hospital Rev. Bonds (Goshen Health), Series 2019-A, 4.00% 11/1/2043	2,000	1,862
Fin. Auth., Hospital Rev. Bonds (Marion General Hospital), Series 2020-A, 4.00% 7/1/2050	15,000	13,734
Fin. Auth., Hospital Rev. Ref. Bonds (Methodist Hospitals, Inc.), Series 2014-A, 5.00% 9/15/2026	2,000	1,978
Fin. Auth., Hospital Rev. Ref. Bonds (Methodist Hospitals, Inc.), Series 2014-A, 5.00% 9/15/2028	2,500	2,456
Fin. Auth., Hospital Rev. Ref. Bonds (Methodist Hospitals, Inc.), Series 2014-A, 5.00% 9/15/2029	1,000	983
Fin. Auth., Midwestern Disaster Relief Rev. Bonds (Ohio Valley Electric Corp. Project), Series 2012-B, 3.00% 11/1/2030	9,005	8,418
Fin. Auth., Midwestern Disaster Relief Rev. Bonds (Ohio Valley Electric Corp. Project), Series 2012-A, 4.25% 11/1/2030	7,890	7,951
Fin. Auth., Pollution Control Rev. Bonds (Ohio Valley Electric Corp. Project), Series 2010-B, 2.50% 11/1/2030	8,050	7,290
Fin. Auth., Pollution Control Rev. Bonds (Ohio Valley Electric Corp. Project), Series 2010-A, 3.00% 11/1/2030	4,080	3,814
Fin. Auth., Rev. Bonds (BHI Senior Living Obligated Group), Series 2018-A, 5.00% 11/15/2033	2,410	2,468
Fin. Auth., Rev. Bonds (BHI Senior Living Obligated Group), Series 2018-A, 5.00% 11/15/2038	2,395	2,412
Fin. Auth., Rev. Bonds (BHI Senior Living Obligated Group), Series 2018-A, 5.00% 11/15/2043	4,325	4,334
Fin. Auth., Rev. Bonds (BHI Senior Living Obligated Group), Series 2016-A, 5.25% 11/15/2046	7,350	7,385
Fin. Auth., Rev. Bonds (BHI Senior Living Obligated Group), Series 2018-A, 5.00% 11/15/2048	4,500	4,393
Fin. Auth., Rev. Bonds (Greencroft Obligated Group), Series 2021-A, 4.00% 11/15/2043	4,955	3,973
Fin. Auth., Rev. Bonds (Greencroft Obligated Group), Series 2021-A, 4.00% 11/15/2051	3,250	2,383
Fin. Auth., Rev. Ref. Bonds (BHI Senior Living Obligated Group), Series 2021-A, 4.00% 11/15/2041	10,305	9,178
Fin. Auth., Rev. Ref. Bonds (Greencroft Obligated Group), Series 2023-A, 4.00% 11/15/2037	9,605	8,385
Gary/Chicago International Airport Auth., Airport Dev. Zone Rev. Bonds, Series 2014, AMT, 5.25% 2/1/2034	1,000	1,005
Gary/Chicago International Airport Auth., Airport Dev. Zone Rev. Bonds, Series 2014, AMT, 5.00% 2/1/2039	2,500	2,510
Housing and Community Dev. Auth., Single Family Mortgage Rev. Bonds, Series 2016-A-2, AMT, 3.50% 7/1/2038	150	149
Housing and Community Dev. Auth., Single Family Mortgage Rev. Bonds, Series 2020-A, 3.75% 1/1/2049	440	436
Housing and Community Dev. Auth., Single Family Mortgage Rev. Bonds, Series 2021-B, 3.00% 7/1/2050	745	721
Indiana Secondary Market for Education Loans, Inc., Student Loan Program Rev. Bonds, Series 2022-1A, AMT, 5.00% 6/1/2030	375	401
Indiana Secondary Market for Education Loans, Inc., Student Loan Program Rev. Bonds, Series 2022-1A, AMT, 5.00% 6/1/2031	375	403
Indiana Secondary Market for Education Loans, Inc., Student Loan Program Rev. Bonds, Series 2022-1A, AMT, 4.50% 6/1/2039	1,335	1,347
City of Valparaiso, Exempt Facs. Rev. Bonds (Pratt Paper (IN), LLC Project), Series 2013, AMT, 7.00% 1/1/2044	3,080	3,087
City of Whiting, Environmental Facs. Rev. Bonds (BP Products North America, Inc. Project), Series 2016-A, AMT, 4.40% 3/1/2046 (put 6/10/2031)	5,245	5,347
City of Whiting, Environmental Facs. Rev. Bonds (BP Products North America, Inc. Project), Series 2021, AMT, 3.00% 11/1/2051	13,930	10,456
		<u>140,713</u>

American High-Income Municipal Bond Fund (continued)

Bonds, notes & other debt instruments (continued)

	Principal amount (000)	Value (000)
Iowa 0.97%		
Fin. Auth., Midwestern Disaster Area Rev. Ref. Bonds (Iowa Fertilizer Co. Project), Series 2022, 4.00% 12/1/2050 (put 12/1/2032)	USD2,000	\$ 2,071
Fin. Auth., Midwestern Disaster Area Rev. Ref. Bonds (Iowa Fertilizer Co. Project), Series 2022, 5.00% 12/1/2050 (put 12/1/2042)	16,375	17,209
Fin. Auth., Midwestern Disaster Area Rev. Ref. Bonds (Iowa Fertilizer Co. Project), Series 2022, 5.00% 12/1/2050	10,960	11,477
Fin. Auth., Multi Family Housing Rev. Bonds (AHEPA 192-IV Apartments Projects), Series 2023, 5.00% 11/1/2026 (put 11/1/2025)	2,125	2,166
Fin. Auth., Rev. Bonds (Lifespace Communities, Inc.), Series 2018-A, 4.125% 5/15/2038	1,305	1,034
Fin. Auth., Rev. Bonds (Lifespace Communities, Inc.), Series 2016-A, 5.00% 5/15/2041	3,385	2,847
Fin. Auth., Rev. Bonds (Lifespace Communities, Inc.), Series 2018-A, 5.00% 5/15/2043	8,350	6,848
Fin. Auth., Rev. Bonds (Lifespace Communities, Inc.), Series 2016-A, 5.00% 5/15/2047	9,605	7,550
Fin. Auth., Rev. Bonds (Lifespace Communities, Inc.), Series 2018-A, 5.00% 5/15/2048	9,470	7,373
Fin. Auth., Rev. Bonds (Lifespace Communities, Inc.), Series 2021-A, 4.00% 5/15/2053	3,500	2,194
Fin. Auth., Rev. Bonds (Lifespace Communities, Inc.), Series 2023-B, 7.50% 5/15/2053	3,700	3,832
Fin. Auth., Rev. Bonds (Lifespace Communities, Inc.), Series 2019-A-1, 5.00% 5/15/2055	4,865	3,592
Fin. Auth., Senior Housing Rev. Bonds (Northcrest, Inc. Project), Series 2018-A, 5.00% 3/1/2028	360	359
Fin. Auth., Senior Housing Rev. Bonds (Northcrest, Inc. Project), Series 2018-A, 5.00% 3/1/2033	1,000	979
Fin. Auth., Senior Housing Rev. Bonds (Northcrest, Inc. Project), Series 2018-A, 5.00% 3/1/2038	1,125	1,050
Fin. Auth., Single Family Mortgage Bonds (Mortgage-Backed Securities Program), Series 2021-B, 3.00% 7/1/2051	1,325	1,285
PEFA, Inc., Gas Project Rev. Bonds, Series 2019, 5.00% 9/1/2049 (put 9/1/2026)	4,230	4,337
Student Loan Liquidity Corp., Student Loan Rev. Bonds, Series 2023-B, AMT, 5.00% 12/1/2028	215	227
Student Loan Liquidity Corp., Student Loan Rev. Bonds, Series 2019-B, AMT, 3.00% 12/1/2039	405	388
Student Loan Liquidity Corp., Student Loan Rev. Bonds, Series 2019-C, AMT, 3.50% 12/1/2044	6,950	5,772
Tobacco Settlement Auth., Tobacco Settlement Asset-Backed Bonds, Capital Appreciation Bonds, Series 2021-B-2, 0% 6/1/2065	225,970	30,558
Board of Regents of the University of Iowa, Hospital Rev. Bonds (University of Iowa Hospitals and Clinics), Series 2022-B, 3.00% 9/1/2056	4,000	2,938
		<u>116,086</u>
Kansas 0.61%		
City of Lenexa, Health Care Fac. Rev. Bonds (Lakeview Village, Inc. Project), Series 2018-A, 5.00% 5/15/2027	750	764
City of Lenexa, Health Care Fac. Rev. Bonds (Lakeview Village, Inc. Project), Series 2018-A, 5.00% 5/15/2029	1,205	1,229
City of Lenexa, Health Care Fac. Rev. Bonds (Lakeview Village, Inc. Project), Series 2018-A, 5.00% 5/15/2031	1,330	1,351
City of Lenexa, Health Care Fac. Rev. Bonds (Lakeview Village, Inc. Project), Series 2018-A, 5.00% 5/15/2032	250	253
City of Lenexa, Health Care Fac. Rev. Bonds (Lakeview Village, Inc. Project), Series 2018-A, 5.00% 5/15/2039	5,660	5,565
City of Lenexa, Health Care Fac. Rev. Bonds (Lakeview Village, Inc. Project), Series 2017-A, 5.00% 5/15/2043	4,050	3,857
City of Manhattan, Health Care Facs. Rev. Bonds (Meadowlark Hills), Series 2021-A, 4.00% 6/1/2028	300	294
City of Manhattan, Health Care Facs. Rev. Bonds (Meadowlark Hills), Series 2021-A, 4.00% 6/1/2036	3,265	2,987
City of Manhattan, Health Care Facs. Rev. Bonds (Meadowlark Hills), Series 2021-A, 4.00% 6/1/2046	4,225	3,346
City of Manhattan, Health Care Facs. Rev. Bonds (Meadowlark Hills), Series 2022-A, 4.00% 6/1/2052	6,210	4,622
City of Overland Park, Special Obligation Sales Tax Rev. Bonds (Bluhawk Star Bond Project), Series 2022-A, 6.00% 11/15/2034 ¹	2,420	2,543
City of Prairie Village, Special Obligation Tax Increment Rev. Ref. Bonds (Meadowbrook TIF Project), Series 2021, 2.875% 4/1/2030	565	536
Unified Government of Wyandotte County, Special Obligation Improvement Rev. Ref. Bonds (Wyandotte Plaza Redev. Project), Series 2016, 4.00% 12/1/2028	150	143
Unified Government of Wyandotte County, Special Obligation Improvement Rev. Ref. Bonds (Wyandotte Plaza Redev. Project), Series 2016, 5.00% 12/1/2034	2,125	2,048
Unified Government of Wyandotte County, Special Obligation Rev. Bonds (Vacation Village Project Area 1 and 2A), Series 2015-A, 5.75% 9/1/2032	4,315	4,030
Unified Government of Wyandotte County, Special Obligation Rev. Bonds (Village East Project Area Nos. 2B, 3 and 5), Series 2022, 5.25% 9/1/2035 ¹	25,045	24,728
Unified Government of Wyandotte County, Special Obligation Rev. Bonds (Village East Project Area Nos. 2B, 3 and 5), Series 2022, 5.75% 9/1/2039 ¹	14,500	14,367
		<u>72,663</u>

American High-Income Municipal Bond Fund (continued)

Bonds, notes & other debt instruments (continued)	Principal amount (000)	Value (000)
Kentucky 0.96%		
City of Ashland, Medical Center Rev. Bonds (Ashland Hospital Corp. - King's Daughters Medical Center Project), Series 2016-A, 5.00% 2/1/2028	USD1,260	\$ 1,295
City of Ashland, Medical Center Rev. Bonds (Ashland Hospital Corp. - King's Daughters Medical Center Project), Series 2016-A, 5.00% 2/1/2030	1,815	1,865
City of Ashland, Medical Center Rev. Bonds (Ashland Hospital Corp. - King's Daughters Medical Center Project), Series 2016-A, 4.00% 2/1/2032	500	502
City of Ashland, Medical Center Rev. Bonds (Ashland Hospital Corp. - King's Daughters Medical Center Project), Series 2016-A, 4.00% 2/1/2036	2,775	2,777
City of Ashland, Medical Center Rev. Bonds (Ashland Hospital Corp. - King's Daughters Medical Center Project), Series 2016-A, 5.00% 2/1/2040	2,150	2,177
City of Ashland, Medical Center Rev. Ref. Bonds (Ashland Hospital Corp. - King's Daughters Medical Center Project), Series 2019, 5.00% 2/1/2032	910	967
City of Ashland, Medical Center Rev. Ref. Bonds (Ashland Hospital Corp. - King's Daughters Medical Center Project), Series 2019, 4.00% 2/1/2034	980	990
City of Ashland, Medical Center Rev. Ref. Bonds (Ashland Hospital Corp. - King's Daughters Medical Center Project), Series 2019, 4.00% 2/1/2036	380	381
City of Ashland, Medical Center Rev. Ref. Bonds (Ashland Hospital Corp. - King's Daughters Medical Center Project), Series 2019, 4.00% 2/1/2037	750	747
City of Ashland, Medical Center Rev. Ref. Bonds (Ashland Hospital Corp. - King's Daughters Medical Center Project), Series 2019, Assured Guaranty Municipal insured, 3.00% 2/1/2040	6,185	5,083
County of Carroll, Environmental Facs. Rev. Bonds, Series 2008-A, 2.00% 2/1/2032	4,000	3,336
Econ. Dev. Fin. Auth., Health System Rev. Bonds (Norton Healthcare, Inc.), Capital Appreciation Bonds, Series 2000-B, National insured, 0% 10/1/2026	4,500	4,062
Econ. Dev. Fin. Auth., Health System Rev. Bonds (Norton Healthcare, Inc.), Capital Appreciation Bonds, Series 2000-B, National insured, 0% 10/1/2027	3,485	3,031
Econ. Dev. Fin. Auth., Healthcare Facs. Rev. and Rev. Ref. Bonds (Rosedale Green Project), Series 2015, 5.50% 11/15/2035	600	565
Econ. Dev. Fin. Auth., Healthcare Facs. Rev. and Rev. Ref. Bonds (Rosedale Green Project), Series 2015, 5.75% 11/15/2045	6,515	5,729
Econ. Dev. Fin. Auth., Healthcare Facs. Rev. and Rev. Ref. Bonds (Rosedale Green Project), Series 2015, 5.75% 11/15/2050	2,650	2,280
Econ. Dev. Fin. Auth., Hospital Rev. Bonds (Baptist Healthcare System Obligated Group), Series 2017-B, 5.00% 8/15/2034	2,720	2,862
Econ. Dev. Fin. Auth., Hospital Rev. Bonds (Baptist Healthcare System Obligated Group), Series 2017-B, 5.00% 8/15/2041	4,250	4,364
Econ. Dev. Fin. Auth., Hospital Rev. Bonds (Baptist Healthcare System Obligated Group), Series 2017-B, 5.00% 8/15/2046	2,500	2,543
Econ. Dev. Fin. Auth., Louisville Arena Project Rev. Ref. Bonds (Louisville Arena Auth., Inc.), Series 2017-A, Assured Guaranty Municipal insured, 5.00% 12/1/2045	6,000	6,245
City of Henderson, Exempt Facs. Rev. Bonds (Pratt Paper, LLC Project), Series 2022-B, AMT, 3.70% 1/1/2032 ¹	2,600	2,515
City of Henderson, Exempt Facs. Rev. Bonds (Pratt Paper, LLC Project), Series 2022-A, AMT, 4.45% 1/1/2042 ¹	4,000	3,894
City of Henderson, Exempt Facs. Rev. Bonds (Pratt Paper, LLC Project), Series 2022-A, AMT, 4.70% 1/1/2052 ¹	7,045	6,811
City of Henderson, Exempt Facs. Rev. Bonds (Pratt Paper, LLC Project), Series 2022-B, AMT, 4.70% 1/1/2052 ¹	4,250	4,109
Higher Education Student Loan Corp., Student Loan Rev. Bonds, Series 2023-A-1, AMT, 4.00% 6/1/2037	8,215	8,133
Housing Corp., Single Family Mortgage Rev. Bonds, Series 2024-A, 6.25% 7/1/2054	1,605	1,799
Kentucky State University, Certs. of Part. (Kentucky State University Project), Series 2021, BAM insured, 4.00% 11/1/2041	750	759
Louisville/Jefferson Metro County Government, Health System Rev. Bonds (Norton Healthcare, Inc.), Series 2016-A, 5.00% 10/1/2029	2,550	2,654
Louisville/Jefferson Metro County Government, Health System Rev. Bonds (Norton Healthcare, Inc.), Series 2020-A, 3.00% 10/1/2043	500	393
Louisville/Jefferson Metro County Government, Hospital Rev. Bonds (UofL Health Project), Series 2022-A, 5.00% 5/15/2052	11,065	11,543
City of Paducah, Electric Plant Board, Rev. Ref. Bonds, Series 2016-A, Assured Guaranty Municipal insured, 5.00% 10/1/2028	500	525
City of Paducah, Electric Plant Board, Rev. Ref. Bonds, Series 2016-A, Assured Guaranty Municipal insured, 5.00% 10/1/2035	1,500	1,559
Public Energy Auth., Gas Supply Rev. Bonds, Series 2018-A, 4.00% 4/1/2048 (put 4/1/2024)	6,600	6,609

American High-Income Municipal Bond Fund (continued)

Bonds, notes & other debt instruments (continued)	Principal amount (000)	Value (000)
Kentucky (continued)		
Public Energy Auth., Gas Supply Rev. Ref. Bonds, Series 2023-A-1, 5.25% 4/1/2054 (put 2/1/2032)	USD6,310	\$ 6,858
Public Transportation Infrastructure Auth., Toll Rev. Ref. Bonds, Series 2021-B, Assured Guaranty Municipal insured, 4.00% 7/1/2049 ¹	840	797
Public Transportation Infrastructure Auth., Toll Rev. Ref. Bonds, Series 2021-B, Assured Guaranty Municipal insured, 4.00% 7/1/2053 ¹	3,855	3,617
		<u>114,376</u>
Louisiana 1.33%		
Aviation Board, General Airport Rev. Bonds (North Terminal Project), Series 2015-B, AMT, 5.00% 1/1/2027	2,370	2,389
Aviation Board, General Airport Rev. Bonds (North Terminal Project), Series 2015-B, AMT, 5.00% 1/1/2035	1,785	1,801
Aviation Board, General Airport Rev. Bonds (North Terminal Project), Series 2015-B, AMT, 5.00% 1/1/2040	5,000	5,021
Parish of Calcasieu, Memorial Hospital Service Dist., Hospital Rev. Ref. Bonds (Lake Charles Memorial Hospital Project), Series 2019, 5.00% 12/1/2029	1,000	989
Parish of Calcasieu, Memorial Hospital Service Dist., Hospital Rev. Ref. Bonds (Lake Charles Memorial Hospital Project), Series 2019, 5.00% 12/1/2034	1,250	1,222
Parish of Calcasieu, Memorial Hospital Service Dist., Hospital Rev. Ref. Bonds (Lake Charles Memorial Hospital Project), Series 2019, 5.00% 12/1/2039	4,800	4,369
Parish of Livingston, Juban Crossing Econ. Dev. Dist., Rev. Ref. Bonds (Drainage Projects), Series 2015-B, 7.00% 9/15/2044 ¹	3,785	3,791
Parish of Livingston, Juban Crossing Econ. Dev. Dist., Rev. Ref. Bonds (Drainage Projects), Series 2015-C, 7.00% 9/15/2044 ¹	16,865	16,894
Parish of Livingston, Juban Crossing Econ. Dev. Dist., Rev. Ref. Bonds (Road Projects), Series 2015-A, 7.00% 9/15/2044 ¹	3,950	3,957
Local Government Environmental Facs. and Community Dev. Auth., Rev. Ref. Bonds (Entergy Louisiana, LLC Projects), Series 2021-B, 2.50% 4/1/2036	37,165	30,921
Local Government Environmental Facs. and Community Dev. Auth., Rev. Ref. Bonds (Ragin' Cajun Facs., Inc. Project), Series 2017, Assured Guaranty Municipal insured, 5.00% 10/1/2039	1,000	1,036
Local Government Environmental Facs. and Community Dev. Auth., Rev. Ref. Bonds (Westlake Chemical Corp. Projects), Series 2017, 3.50% 11/1/2032	6,260	5,990
Public Facs. Auth., Lease Rev. Bonds (Provident Group - Flagship Properties, LLC - Louisiana State University Greenhouse Dist. Phase II Project), Series 2017, 5.00% 7/1/2052	800	814
Public Facs. Auth., Lease Rev. Bonds (Provident Group - Flagship Properties, LLC - Louisiana State University Greenhouse Dist. Phase III Project), Series 2019-A, 5.00% 7/1/2059	7,500	7,672
Public Facs. Auth., Lease Rev. Bonds (Provident Group - Flagship Properties, LLC - Louisiana State University Nicholson Gateway Project), Series 2016-A, 5.00% 7/1/2051	5,180	5,246
Public Facs. Auth., Lease Rev. Bonds (Provident Group - Flagship Properties, LLC - Louisiana State University Nicholson Gateway Project), Series 2016-A, 5.00% 7/1/2056	1,000	1,011
Public Facs. Auth., Rev. Bonds (BBR Schools - Mid City Campus Project), Series 2021-A, 4.00% 6/1/2041 ¹	2,665	2,125
Public Facs. Auth., Rev. Bonds (BBR Schools - Mid City Campus Project), Series 2021-C, 4.00% 6/1/2041 ¹	1,000	797
Public Facs. Auth., Rev. Bonds (BBR Schools - Mid City Campus Project), Series 2021-C, 4.00% 6/1/2051 ¹	1,745	1,266
Public Facs. Auth., Rev. Bonds (BBR Schools - Mid City Campus Project), Series 2021-A, 4.00% 6/4/2051 ¹	2,635	1,911
Public Facs. Auth., Rev. Bonds (BBR Schools - Mid City Campus Project), Series 2021-A, 4.00% 6/1/2056 ¹	2,205	1,550
Public Facs. Auth., Rev. Bonds (BBR Schools - Mid City Campus Project), Series 2021-C, 4.00% 6/1/2056 ¹	1,165	819
Public Facs. Auth., Rev. Bonds (Ochsner Clinic Foundation Project), Series 2016, 5.00% 5/15/2032 (preref. 5/15/2026)	10	10
Public Facs. Auth., Rev. Bonds (Provident Group - HSC Properties, Inc. - LSU Health Foundations, New Orleans Project), Series 2006, 5.10% 1/1/2057 ¹	12,500	10,989
Public Facs. Auth., Rev. Ref. Bonds (Ochsner Clinic Foundation Project), Series 2016, 5.00% 5/15/2033 (preref. 5/15/2026)	15	16
Public Facs. Auth., Solid Waste Disposal Rev. Bonds (Waste Pro USA, Inc. Project), Series 2023-R-2, AMT, 6.50% 10/1/2053 (put 10/1/2028) ¹	13,750	13,943
Public Facs. Auth., Solid Waste Disposal Rev. Bonds (Waste Pro USA, Inc. Project), Series 2023, AMT, 6.75% 10/1/2053 (put 10/1/2028) ¹	1,000	1,024
Parish of St. James, Rev. Bonds (Nustar Logistics, LP Project), Series 2008, 6.10% 6/1/2038 (put 6/1/2030) ¹	4,160	4,578
Parish of St. James, Rev. Bonds (Nustar Logistics, LP Project), Series 2010, 6.35% 7/1/2040 ¹	9,140	9,972
Parish of St. James, Rev. Bonds (Nustar Logistics, LP Project), Series 2010-A, 6.35% 10/1/2040 ¹	2,000	2,182
Parish of St. James, Rev. Bonds (Nustar Logistics, LP Project), Series 2011, 5.85% 8/1/2041 (put 6/1/2025) ¹	4,500	4,591

American High-Income Municipal Bond Fund (continued)

Bonds, notes & other debt instruments (continued)	Principal amount (000)	Value (000)
Louisiana (continued)		
Parish of St. John the Baptist, Rev. Ref. Bonds (Marathon Oil Corp. Project), Series 2017-B-1, 2.125% 6/1/2037 (put 7/1/2024)	USD4,700	\$ 4,647
Parish of St. John the Baptist, Rev. Ref. Bonds (Marathon Oil Corp. Project), Series 2017-B-2, 2.375% 6/1/2037 (put 7/1/2026)	4,800	4,573
Parish of St. Tammany, Public Trust Fncg. Auth., Rev. and Rev. Ref. Bonds (Christwood Project), Series 2014, 5.00% 11/15/2024	135	135
		<u>158,251</u>
Maine 0.09%		
Fin. Auth., Solid Waste Disposal Rev. Bonds (Casella Waste Systems, Inc. Project), Series 2005-R-3, AMT, 5.25% 1/1/2025 ¹	2,000	2,006
Fin. Auth., Solid Waste Disposal Rev. Bonds (Casella Waste Systems, Inc. Project), Series 2015-R-2, AMT, 4.375% 8/1/2035 (put 8/1/2025) ¹	3,800	3,772
Fin. Auth., Solid Waste Disposal Rev. Bonds (Casella Waste Systems, Inc. Project), Series 2015, AMT, 5.125% 8/1/2035 (put 8/1/2025) ¹	1,500	1,505
Fin. Auth., Student Loan Rev. Bonds, Series 2021-A-1, Assured Guaranty Municipal insured, 5.00% 12/1/2024	85	86
Fin. Auth., Student Loan Rev. Bonds, Series 2021-A-1, Assured Guaranty Municipal insured, 5.00% 12/1/2025	90	92
Fin. Auth., Student Loan Rev. Bonds, Series 2021-A-1, Assured Guaranty Municipal insured, 5.00% 12/1/2026	110	114
Fin. Auth., Student Loan Rev. Bonds, Series 2021-A-1, Assured Guaranty Municipal insured, 5.00% 12/1/2027	120	126
Fin. Auth., Student Loan Rev. Bonds, Series 2021-A-1, Assured Guaranty Municipal insured, 5.00% 12/1/2028	150	159
Fin. Auth., Student Loan Rev. Bonds, Series 2021-A-1, Assured Guaranty Municipal insured, 5.00% 12/1/2029	150	160
Fin. Auth., Student Loan Rev. Bonds, Series 2021-A-1, Assured Guaranty Municipal insured, 5.00% 12/1/2030	245	264
City of Portland, General Airport Rev. Ref. Bonds, Series 2016, 5.00% 1/1/2034	1,000	1,026
City of Portland, General Airport Rev. Ref. Bonds, Series 2016, 5.00% 1/1/2035	1,000	1,025
		<u>10,335</u>
Maryland 0.78%		
County of Baltimore, Rev. Bonds (Riderwood Village, Inc. Fac.), Series 2020, 4.00% 1/1/2050	4,000	3,637
Mayor and City Council of Baltimore, Special Obligation Rev. Bonds, Series 2022, 4.50% 6/1/2033	400	403
Mayor and City Council of Baltimore, Special Obligation Rev. Bonds, Series 2022, 4.875% 6/1/2042	875	882
Mayor and City Council of Baltimore, Special Obligation Rev. Bonds, Series 2022, 5.00% 6/1/2051	1,600	1,607
Mayor and City Council of Baltimore, Special Obligation Rev. Ref. Bonds, Series 2017-A, 4.00% 9/1/2027	1,000	984
Mayor and City Council of Baltimore, Special Obligation Rev. Ref. Bonds, Series 2017-A, 4.50% 9/1/2033	3,900	3,902
Mayor and City Council of Baltimore, Special Obligation Rev. Ref. Bonds, Series 2017-A, 5.00% 9/1/2038	1,725	1,740
Mayor and Council of Brunswick, Special Obligation Rev. Ref. Bonds (Brunswick Crossing Special Taxing Dist.), Series 2019, 3.00% 7/1/2024	245	244
Mayor and Council of Brunswick, Special Obligation Rev. Ref. Bonds (Brunswick Crossing Special Taxing Dist.), Series 2019, 4.00% 7/1/2029	950	940
Mayor and Council of Brunswick, Special Obligation Rev. Ref. Bonds (Brunswick Crossing Special Taxing Dist.), Series 2019, 5.00% 7/1/2036	2,850	2,922
Community Dev. Administration, Dept. of Housing and Community Dev., Residential Rev. Bonds, Series 2014-B, AMT, 3.25% 9/1/2044	50	50
Community Dev. Administration, Dept. of Housing and Community Dev., Residential Rev. Bonds, Series 2021-C, 3.00% 9/1/2051	3,000	2,901
Econ. Dev. Corp., Econ. Dev. Rev. Bonds (Terminal Project), Series 2019-A, AMT, 5.00% 6/1/2044	500	518
Econ. Dev. Corp., Econ. Dev. Rev. Bonds (Terminal Project), Series 2019-A, AMT, 5.00% 6/1/2049	1,250	1,285
Econ. Dev. Corp., Econ. Dev. Rev. Ref. Bonds (Transportation Facs. Project), Series 2017-A, 5.00% 6/1/2029	1,850	1,963
Econ. Dev. Corp., Econ. Dev. Rev. Ref. Bonds (Transportation Facs. Project), Series 2017-A, 5.00% 6/1/2032	1,000	1,057
Econ. Dev. Corp., Special Obligation Bonds (Metro Centre at Owings Mills Project), Series 2017, 4.375% 7/1/2036	3,560	3,524
Econ. Dev. Corp., Special Obligation Bonds (Metro Centre at Owings Mills Project), Series 2017, 4.50% 7/1/2044	6,850	6,554
Econ. Dev. Corp., Student Housing Rev. Bonds (Bowie State University Project), Series 2020, 4.00% 7/1/2040	500	480
Econ. Dev. Corp., Student Housing Rev. Bonds (Bowie State University Project), Series 2020, 4.00% 7/1/2050	1,500	1,352
Econ. Dev. Corp., Student Housing Rev. Bonds (Morgan State University Project), Series 2022-A, 5.75% 7/1/2053	2,580	2,787
Econ. Dev. Corp., Student Housing Rev. Ref. Bonds (Frostburg State University Project), Series 2013, 5.00% 10/1/2033	1,000	1,000
County of Frederick, Special Obligation Bonds (Urbana Community Dev. Auth.), Series 2020-C, 4.00% 7/1/2050 ¹	1,240	1,121
County of Frederick, Tax Increment and Special Tax Obligation Rev. Ref. Bonds (Jefferson Technology Park Project), Series 2020-B, 4.625% 7/1/2043 ¹	2,300	2,259
City of Gaithersburg, Econ. Dev. Project Rev. Bonds (Asbury Maryland Obligated Group), Series 2022, 4.50% 1/1/2042	18,500	17,042

American High-Income Municipal Bond Fund (continued)

Bonds, notes & other debt instruments (continued)	Principal amount (000)	Value (000)
Maryland (continued)		
City of Gaithersburg, Econ. Dev. Project Rev. Bonds (Asbury Maryland Obligated Group), Series 2022, 5.125% 1/1/2042	USD3,270	\$ 3,249
Health and Higher Educational Facs. Auth., Rev. Bonds (Broadmead Issue), Series 2018-A, 5.00% 7/1/2048	3,500	3,526
Health and Higher Educational Facs. Auth., Rev. Bonds (Frederick Health System), Series 2020, 4.00% 7/1/2045	900	867
Health and Higher Educational Facs. Auth., Rev. Bonds (Frederick Health System), Series 2020, 4.00% 7/1/2050	1,000	936
County of Howard, Special Obligation Bonds (Downtown Columbia), Series 2017-A, 4.00% 2/15/2028 ¹	450	446
County of Howard, Special Obligation Bonds (Downtown Columbia), Series 2017-A, 4.125% 2/15/2034 ¹	750	731
County of Howard, Special Obligation Bonds (Downtown Columbia), Series 2017-A, 4.375% 2/15/2039 ¹	2,000	1,934
County of Howard, Special Obligation Bonds (Downtown Columbia), Series 2017-A, 4.50% 2/15/2047 ¹	10,000	9,374
County of Prince George, Special Obligation Bonds (Hampton Park Project), Series 2019-A, 4.00% 7/1/2031 ¹	750	725
County of Prince George, Special Obligation Bonds (Hampton Park Project), Series 2019-A, 4.25% 7/1/2039 ¹	2,150	1,994
County of Prince George, Special Obligation Bonds (Hampton Park Project), Series 2019-A, 4.375% 7/1/2048 ¹	5,430	4,838
County of Prince George, Special Obligation Bonds (Suitland-Naylor Road Project), Series 2016, 5.00% 7/1/2046 ¹	2,500	2,500
County of Prince George, Special Tax Dist. Bonds (Victoria Falls Project), Series 2005, 5.25% 7/1/2035	743	747
		93,021
Massachusetts 0.42%		
Dev. Fin. Agcy., Rev. Bonds (Boston Medical Center Issue), Series 2023-G, 5.25% 7/1/2052	2,500	2,715
Dev. Fin. Agcy., Rev. Bonds (Linden Ponds, Inc. Issue), Series 2018, 5.00% 11/15/2028 ¹	2,085	2,191
Dev. Fin. Agcy., Rev. Bonds (Linden Ponds, Inc. Issue), Series 2018, 5.00% 11/15/2033 ¹	4,000	4,207
Dev. Fin. Agcy., Rev. Bonds (Linden Ponds, Inc. Issue), Series 2018, 5.00% 11/15/2038 ¹	4,250	4,422
Dev. Fin. Agcy., Rev. Bonds (Linden Ponds, Inc. Issue), Series 2018, 5.125% 11/15/2046 ¹	6,825	7,055
Dev. Fin. Agcy., Rev. Bonds (Mass General Brigham, Inc.), Series 2019-T-1, (SIFMA Municipal Swap Index + 0.60%) 5.15% 7/1/2049 (put 1/29/2026) ^{1,2}	845	841
Dev. Fin. Agcy., Rev. Bonds (Milford Regional Medical Center Issue), Series 2020-G, 5.00% 7/15/2046 ¹	1,350	1,310
Dev. Fin. Agcy., Rev. Bonds (UMass Memorial Health Care Obligated Group Issue), Series 2016-I, 5.00% 7/1/2029	1,800	1,864
Dev. Fin. Agcy., Rev. Bonds (UMass Memorial Health Care Obligated Group Issue), Series 2016-I, 5.00% 7/1/2036	2,500	2,578
Dev. Fin. Agcy., Rev. Ref. Bonds (Newbridge Charles Issue), Series 2017, 5.00% 10/1/2047 ¹	2,500	2,426
Dev. Fin. Agcy., Rev. Ref. Bonds (Orchard Cove, Inc. Issue), Series 2019, 4.00% 10/1/2039	250	234
Dev. Fin. Agcy., Rev. Ref. Bonds (Salem Community Corp. Issue), Series 2022, 5.125% 1/1/2040	920	847
Dev. Fin. Agcy., Rev. Ref. Bonds (Salem Community Corp. Issue), Series 2022, 5.25% 1/1/2050	2,675	2,331
Educational Fncg. Auth., Education Loan Rev. Bonds, Series 2016-J, AMT, 3.50% 7/1/2033	4,330	4,172
Educational Fncg. Auth., Education Loan Rev. Bonds, Series 2019-B, AMT, 3.00% 7/1/2035	230	228
Educational Fncg. Auth., Education Loan Rev. Bonds, Series 2020-B, AMT, 2.625% 7/1/2036	105	103
Educational Fncg. Auth., Education Loan Rev. Bonds, Series 2021-B, AMT, 2.00% 7/1/2037	1,230	1,075
Educational Fncg. Auth., Education Loan Rev. Bonds, Series 2022-B, AMT, 3.625% 7/1/2038	2,635	2,489
Educational Fncg. Auth., Education Loan Rev. Bonds, Series 2023-B, AMT, 4.25% 7/1/2044	1,840	1,836
Housing Fin. Agcy., Housing Bonds, Series 2019-B-1, 2.75% 12/1/2034	465	415
Housing Fin. Agcy., Single Family Housing Rev. Ref. Bonds, Series 177, AMT, 4.00% 6/1/2039	285	284
Housing Fin. Agcy., Single Family Housing Rev. Ref. Bonds, Series 188, AMT, 4.00% 6/1/2043	535	531
Special Obligation Dedicated Tax Rev. Ref. Bonds, Series 2005, FGIC National insured, 5.50% 1/1/2034	5,515	6,472
		50,626
Michigan 1.33%		
City of Detroit, Sewage Disposal System Rev. Ref. Bonds, Series 2006-D, Assured Guaranty Municipal insured, (3-month USD CME Term SOFR x 0.67 + 0.60%) 4.171% 7/1/2032 ²	7,185	6,845
City of Detroit, Unlimited Tax G.O. Bonds, Series 2018, 5.00% 4/1/2024	500	501
City of Detroit, Unlimited Tax G.O. Bonds, Series 2018, 5.00% 4/1/2025	1,350	1,365
City of Detroit, Unlimited Tax G.O. Bonds, Series 2018, 5.00% 4/1/2029	250	262
City of Detroit, Unlimited Tax G.O. Bonds, Series 2018, 5.00% 4/1/2030	500	522
City of Detroit, Unlimited Tax G.O. Bonds, Series 2021-A, 5.00% 4/1/2031	425	459
City of Detroit, Unlimited Tax G.O. Bonds, Series 2018, 5.00% 4/1/2032	1,000	1,043
City of Detroit, Unlimited Tax G.O. Bonds, Series 2018, 5.00% 4/1/2033	500	521
City of Detroit, Unlimited Tax G.O. Bonds, Series 2018, 5.00% 4/1/2034	1,250	1,302
City of Detroit, Unlimited Tax G.O. Bonds, Series 2018, 5.00% 4/1/2036	1,565	1,622
City of Detroit, Unlimited Tax G.O. Bonds, Series 2018, 5.00% 4/1/2037	1,000	1,032
City of Detroit, Unlimited Tax G.O. Bonds, Series 2018, 5.00% 4/1/2038	1,300	1,336
City of Detroit, Unlimited Tax G.O. Bonds, Series 2021-A, 5.00% 4/1/2039	395	413
City of Detroit, Unlimited Tax G.O. Bonds, Series 2021-A, 4.00% 4/1/2040	365	343
City of Detroit, Unlimited Tax G.O. Bonds, Series 2021-A, 4.00% 4/1/2041	320	298

American High-Income Municipal Bond Fund (continued)

Bonds, notes & other debt instruments (continued)	Principal amount (000)	Value (000)
Michigan (continued)		
City of Detroit, Unlimited Tax G.O. Bonds, Series 2021-A, 4.00% 4/1/2042	USD450	\$ 414
City of Detroit, Unlimited Tax G.O. Bonds, Series 2023-C, 6.00% 5/1/2043	500	562
City of Detroit, Unlimited Tax G.O. Bonds, Series 2021-A, 5.00% 4/1/2046	3,000	3,067
City of Detroit, Unlimited Tax G.O. Bonds, Series 2021-A, 5.00% 4/1/2050	6,820	6,929
Fin. Auth., Distributable State Aid Rev. and Rev. Ref. Bonds (Charter County of Wayne), Series 2020, 4.00% 11/1/2045	1,000	995
Fin. Auth., Hospital Rev. and Rev. Ref. Bonds (Trinity Health Credit Group), Series 2017-A, 4.00% 12/1/2040	4,000	4,008
Fin. Auth., Hospital Rev. Ref. Bonds (Henry Ford Health System), Series 2016, 5.00% 11/15/2037	2,500	2,587
Fin. Auth., Hospital Rev. Ref. Bonds (McLaren Health Care), Series 2019-A, 4.00% 2/15/2047	4,890	4,712
Fin. Auth., Hospital Rev. Ref. Bonds (McLaren Health Care), Series 2019-A, 4.00% 2/15/2050	1,500	1,422
Fin. Auth., Local Government Loan Program Rev. Bonds (Detroit Water and Sewerage Dept., Sewage Disposal System Rev. and Rev. Ref. Local Project Bonds), Series 2014-C-6, 5.00% 7/1/2033	2,000	2,013
Fin. Auth., Local Government Loan Program Rev. Bonds (Detroit Water and Sewerage Dept., Sewage Disposal System Rev. Ref. Local Project Bonds), Series 2015-C, 5.00% 7/1/2032	500	508
Fin. Auth., Local Government Loan Program Rev. Bonds (Detroit Water and Sewerage Dept., Sewage Disposal System Rev. Ref. Local Project Bonds), Series 2015-C, 5.00% 7/1/2035	1,500	1,522
Fin. Auth., Student Loan Rev. Ref. Bonds, Series 25-A, AMT, 4.00% 11/1/2030	2,185	2,149
Fin. Auth., Student Loan Rev. Ref. Bonds, Series 25-A, AMT, 4.00% 11/1/2031	1,000	981
City of Flint, Hospital Building Auth., Rev. and Rev. Ref. Bonds (Hurley Medical Center), Series 2020, 4.00% 7/1/2038	250	234
City of Flint, Hospital Building Auth., Rev. Rental Bonds (Hurley Medical Center), Series 2013-B, 4.75% 7/1/2028	460	453
City of Flint, Hospital Building Auth., Rev. Rental Bonds (Hurley Medical Center), Series 2013-A, 5.25% 7/1/2028	4,605	4,606
City of Flint, Hospital Building Auth., Rev. Rental Bonds (Hurley Medical Center), Series 2013-A, 5.25% 7/1/2039	775	722
City of Grand Rapids Econ. Dev. Corp., Limited Obligation Rev. and Rev. Ref. Bonds (Beacon Hill at Eastgate Project), Series 2021, 5.00% 11/1/2055	10,240	8,567
City of Grand Rapids Econ. Dev. Corp., Limited Obligation Rev. Ref. Bonds (United Methodist Retirement Communities Obligated Group - Porter Hills Presbyterian Village Project), Series 2020, 5.00% 5/15/2037	5,980	5,646
City of Grand Rapids Econ. Dev. Corp., Limited Obligation Rev. Ref. Bonds (United Methodist Retirement Communities Obligated Group - Porter Hills Presbyterian Village Project), Series 2020, 5.00% 5/15/2044	10,335	9,043
City of Grand Rapids Econ. Dev. Corp., Rev. Ref. Bonds (Beacon Hill Estate Project), Series 2017-A, 4.00% 11/1/2027	2,260	2,176
City of Grand Rapids Econ. Dev. Corp., Rev. Ref. Bonds (Beacon Hill Estate Project), Series 2017-A, 5.00% 11/1/2032	1,055	1,033
City of Grand Rapids Econ. Dev. Corp., Rev. Ref. Bonds (Beacon Hill Estate Project), Series 2017-A, 5.00% 11/1/2037	1,200	1,130
City of Grand Rapids Econ. Dev. Corp., Rev. Ref. Bonds (Beacon Hill Estate Project), Series 2017-A, 5.00% 11/1/2047	5,990	5,223
City of Grand Rapids Econ. Dev. Corp., Rev. Ref. Bonds (Beacon Hill Estate Project), Series 2017-A, 5.00% 11/1/2052	5,240	4,463
Great Lakes Water Auth., Water Supply System Rev. Ref. Bonds, Series 2016-B, 5.00% 7/1/2046	7,000	7,168
Housing Dev. Auth., Rental Housing Rev. Bonds, Series 2021-A, 2.70% 10/1/2056	9,230	6,261
Housing Dev. Auth., Single Family Mortgage Rev. Bonds, Series 2016-B, 3.35% 12/1/2034	1,135	1,131
Housing Dev. Auth., Single Family Mortgage Rev. Bonds, Series 2016-B, 3.50% 6/1/2047	300	297
Housing Dev. Auth., Single Family Mortgage Rev. Bonds, Series 2021-A, 3.00% 6/1/2052	3,515	3,397
Housing Dev. Auth., Single Family Mortgage Rev. Bonds, Series 2023-B, 5.75% 6/1/2054	9,290	9,980
County of Kent, Gerald R. Ford International Airport Auth., Limited Tax G.O. Rev. Bonds, Series 2021, AMT, 5.00% 1/1/2035	850	959
County of Kent, Gerald R. Ford International Airport Auth., Limited Tax G.O. Rev. Bonds, Series 2021, AMT, 5.00% 1/1/2036	600	673
City of Kentwood Econ. Dev. Corp., Limited Obligation Rev. Ref. Bonds (Holland Home Obligated Group), Series 2019, 5.00% 11/15/2032	1,345	1,347
City of Kentwood Econ. Dev. Corp., Limited Obligation Rev. Ref. Bonds (Holland Home Obligated Group), Series 2016, 5.00% 11/15/2037	8,625	8,406
City of Kentwood Econ. Dev. Corp., Limited Obligation Rev. Ref. Bonds (Holland Home Obligated Group), Series 2022, 4.00% 11/15/2043	4,775	3,804
City of Kentwood Econ. Dev. Corp., Limited Obligation Rev. Ref. Bonds (Holland Home Obligated Group), Series 2021, 4.00% 11/15/2045	1,875	1,455
Strategic Fund, Limited Obligation Rev. and Rev. Ref. Bonds (United Methodist Retirement Communities, Inc. Project), Series 2019, 5.00% 11/15/2034	1,285	1,248
Strategic Fund, Limited Obligation Rev. Green Bonds (Graphic Packaging International, LLC Coated Recycled Board Machine Project), Series 2021, AMT, 4.00% 10/1/2061 (put 10/1/2026)	12,250	12,130

American High-Income Municipal Bond Fund (continued)

Bonds, notes & other debt instruments (continued)	Principal amount (000)	Value (000)
Michigan (continued)		
Strategic Fund, Limited Obligation Rev. Ref. Bonds (Holland Home Obligated Group), Series 2019, 5.00% 11/15/2029	USD1,000	\$ 1,003
Strategic Fund, Limited Obligation Rev. Ref. Bonds (Holland Home Obligated Group), Series 2019, 5.00% 11/15/2043	2,250	2,069
Strategic Fund, Limited Obligation Rev. Ref. Bonds (United Methodist Retirement Communities Obligated Group - Porter Hills Presbyterian Village Project), Series 2020, 5.00% 5/15/2037	2,290	2,162
Strategic Fund, Limited Obligation Rev. Ref. Bonds (United Methodist Retirement Communities Obligated Group - Porter Hills Presbyterian Village Project), Series 2020, 5.00% 5/15/2044	3,170	2,774
		<u>159,293</u>
Minnesota 0.20%		
City of Apple Valley, Senior Housing Rev. Bonds (PHS Apple Valley Senior Housing, Inc. - Orchard Path Phase II Project), Series 2021, 4.00% 9/1/2051	500	412
City of Apple Valley, Senior Housing Rev. Bonds (PHS Apple Valley Senior Housing, Inc. - Orchard Path Phase II Project), Series 2021, 4.00% 9/1/2061	870	674
Higher Education Supplemental Loan Auth., Rev. Bonds, Series 2018, AMT, 4.00% 11/1/2037	430	428
Higher Education Supplemental Loan Auth., Rev. Bonds, Series 2020, AMT, 2.65% 11/1/2038	5,910	5,268
Higher Education Supplemental Loan Auth., Rev. Bonds, Series 2023, AMT, 4.00% 11/1/2042	13,275	13,137
Housing Fin. Agcy., Homeownership Fin. Bonds (Mortgage-Backed Securities Pass-Through Program), Series 2017-I, 2.80% 12/1/2047	787	701
Housing Fin. Agcy., Residential Housing Fin. Bonds, Series 2014-C, AMT, 4.00% 1/1/2045	255	253
City of St. Paul, Housing and Redev. Auth., Charter School Lease Rev. Bonds (Great River School Project), Series 2017-A, 4.75% 7/1/2029 ¹	355	354
City of St. Paul, Housing and Redev. Auth., Charter School Lease Rev. Bonds (Great River School Project), Series 2017-A, 5.25% 7/1/2033 ¹	140	142
City of St. Paul, Housing and Redev. Auth., Charter School Lease Rev. Bonds (Great River School Project), Series 2017-A, 5.50% 7/1/2052 ¹	1,600	1,584
City of Woodbury, Charter School Lease Rev. Bonds (Woodbury Leadership Academy Project), Series 2021-A, 4.00% 7/1/2051	1,320	959
		<u>23,912</u>
Mississippi 0.26%		
Business Fin. Corp., Rev. Ref. Bonds (System Energy Resources, Inc. Project), Series 2021, 2.375% 6/1/2044	17,590	11,257
Business Fin. Corp., Solid Waste Disposal, Rev. Bonds (Waste Pro USA, Inc. Project), Series 2017, AMT, 5.00% 2/1/2036 (put 8/2/2027) ¹	11,500	11,152
Dev. Bank, Special Obligation Bonds (Magnolia Regional Health Center Project), Series 2021, 4.00% 10/1/2036 ¹	2,100	1,968
Dev. Bank, Special Obligation Bonds (Magnolia Regional Health Center Project), Series 2021, 4.00% 10/1/2041 ¹	1,000	862
Home Corp., Single Family Mortgage Rev. Bonds, Series 2018-A, 4.00% 12/1/2044	1,605	1,601
Hospital Equipment and Facs. Auth., Rev. Bonds (Baptist Memorial Health Care), Series 2016-A, 5.00% 9/1/2046	4,000	4,038
		<u>30,878</u>
Missouri 1.00%		
County of Cape Girardeau, Industrial Dev. Auth., Health Facs. Bonds (SoutheastHEALTH), Series 2017-A, 5.00% 3/1/2036	1,725	1,804
County of Cape Girardeau, Industrial Dev. Auth., Health Facs. Rev. Bonds (Southeast Missouri Hospital Assn.), Series 2016-A, 6.00% 3/1/2033	3,515	3,626
County of Cape Girardeau, Industrial Dev. Auth., Health Facs. Rev. Bonds (SoutheastHEALTH), Series 2021, 4.00% 3/1/2041	2,300	2,295
County of Cape Girardeau, Industrial Dev. Auth., Health Facs. Rev. Bonds (SoutheastHEALTH), Series 2021, 3.00% 3/1/2046	6,030	4,649
Health and Educational Facs. Auth., Health Facs. Rev. Bonds (Bethesda Health Group, Inc.), Series 2021, 4.00% 8/1/2036	2,350	2,040
Health and Educational Facs. Auth., Health Facs. Rev. Bonds (Bethesda Health Group, Inc.), Series 2015, 5.00% 8/1/2040	1,650	1,577
Health and Educational Facs. Auth., Health Facs. Rev. Bonds (Bethesda Health Group, Inc.), Series 2021, 4.00% 8/1/2041	1,770	1,408
Health and Educational Facs. Auth., Health Facs. Rev. Bonds (Bethesda Health Group, Inc.), Series 2015, 5.00% 8/1/2045	2,050	1,885
Health and Educational Facs. Auth., Health Facs. Rev. Bonds (Cox Health Project), Series 2013-A, 5.00% 11/15/2048	10,000	10,004

American High-Income Municipal Bond Fund (continued)

Bonds, notes & other debt instruments (continued)	Principal amount (000)	Value (000)
Missouri (continued)		
Health and Educational Facs. Auth., Health Facs. Rev. Ref. Bonds (St. Anthony's Medical Center), Series 2015-B, 5.00% 2/1/2045	USD1,320	\$1,336
Health and Educational Facs. Auth., Senior Living Facs. Rev. Bonds (Christian Horizons Obligated Group), Series 2018, 5.00% 5/15/2036	1,500	679
Health and Educational Facs. Auth., Senior Living Facs. Rev. Bonds (Lutheran Senior Services Projects), Series 2019-C, 4.00% 2/1/2033	860	815
Health and Educational Facs. Auth., Senior Living Facs. Rev. Bonds (Lutheran Senior Services), Series 2019-C, 4.00% 2/1/2034	1,780	1,672
Health and Educational Facs. Auth., Senior Living Facs. Rev. Bonds (Lutheran Senior Services), Series 2016-B, 5.00% 2/1/2034	1,400	1,406
Health and Educational Facs. Auth., Senior Living Facs. Rev. Bonds (Lutheran Senior Services), Series 2019-A, 5.00% 2/1/2034	2,600	2,622
Health and Educational Facs. Auth., Senior Living Facs. Rev. Bonds (Lutheran Senior Services), Series 2019-C, 4.00% 2/1/2042	775	666
Health and Educational Facs. Auth., Senior Living Facs. Rev. Bonds (Lutheran Senior Services), Series 2021, 4.00% 2/1/2042	6,055	5,206
Health and Educational Facs. Auth., Senior Living Facs. Rev. Bonds (Lutheran Senior Services), Series 2019-A, 5.00% 2/1/2042	5,975	5,830
Health and Educational Facs. Auth., Senior Living Facs. Rev. Bonds (Lutheran Senior Services), Series 2016-B, 5.00% 2/1/2046	1,480	1,413
Health and Educational Facs. Auth., Senior Living Facs. Rev. Bonds (Lutheran Senior Services), Series 2019-C, 4.00% 2/1/2048	5,000	4,036
Health and Educational Facs. Auth., Senior Living Facs. Rev. Ref. Bonds (Lutheran Senior Services), Series 2016-A, 5.00% 2/1/2046	825	788
Housing Dev. Commission, Single Family Mortgage Rev. Bonds (First Place Homeownership Loan Program), Series 2021-C, 3.25% 11/1/2052	1,180	1,148
Housing Dev. Commission, Single Family Mortgage Rev. Bonds (First Place Homeownership Loan Program), Series 2023-C, 6.00% 5/1/2053	4,090	4,517
Housing Dev. Commission, Single Family Mortgage Rev. Bonds (Special Homeownership Loan Program), Series 2015-B-1, AMT, 4.00% 11/1/2045	565	562
City of Joplin, Industrial Dev. Auth., Sales Tax Rev. Bonds (32nd Street Place Community Improvement Dist. Project), Series 2021, 3.50% 11/1/2040	1,110	1,028
City of Lee's Summit, Special Obligation Tax Increment and Special Dist. Rev. Ref. and Improvement Bonds (Summit Fair Project), Series 2017, 4.00% 11/1/2027 ¹	1,225	1,191
City of Maryland Heights, Industrial Dev. Auth., Rev. Bonds (St. Louis Community Ice Center Project), Series 2018-A, 4.375% 3/15/2030	735	679
City of Maryland Heights, Industrial Dev. Auth., Rev. Bonds (St. Louis Community Ice Center Project), Series 2018-A, 5.00% 3/15/2039	4,360	3,884
City of Maryland Heights, Industrial Dev. Auth., Rev. Bonds (St. Louis Community Ice Center Project), Series 2018-A, 5.00% 3/15/2049	7,250	6,061
City of Maryland Heights, Tax Increment and Special Dist. Rev. Bonds (Westport Plaza Redev. Area), Series 2020, 3.625% 11/1/2031	615	609
Municipal Fin. Corp., Leasehold Rev. Bonds (Convention Center Expansion and Improvement Projects), Series 2020, Assured Guaranty Municipal insured, 5.00% 10/1/2045	2,000	2,120
Municipal Fin. Corp., Leasehold Rev. Bonds (Convention Center Expansion and Improvement Projects), Series 2020, Assured Guaranty Municipal insured, 5.00% 10/1/2049	1,000	1,047
City of Rolla, Move Rolla Transportation Dev. Dist., Sales Tax Rev. Bonds, Series 2017, 4.50% 6/1/2036	650	658
City of Saint Charles, Plaza at Noah's Ark Community Improvement Dist., Tax Increment and Improvement Dist. Rev. Bonds, Series 2021, 3.00% 5/1/2024	500	498
City of Saint Charles, Plaza at Noah's Ark Community Improvement Dist., Tax Increment and Improvement Dist. Rev. Bonds, Series 2021, 3.00% 5/1/2025	100	98
City of Saint Charles, Plaza at Noah's Ark Community Improvement Dist., Tax Increment and Improvement Dist. Rev. Bonds, Series 2021, 3.00% 5/1/2026	315	303
City of Saint Charles, Plaza at Noah's Ark Community Improvement Dist., Tax Increment and Improvement Dist. Rev. Bonds, Series 2021, 3.00% 5/1/2030	950	865
City of Saint Charles, Plaza at Noah's Ark Community Improvement Dist., Tax Increment and Improvement Dist. Rev. Bonds, Series 2021, 3.125% 5/1/2035	500	426
City of St. Louis, Airport Rev. Ref. Bonds (Lambert-St. Louis International Airport), Series 2005, National insured, 5.50% 7/1/2026	2,500	2,584
City of St. Louis, Airport Rev. Ref. Bonds (Lambert-St. Louis International Airport), Series 2005, National insured, 5.50% 7/1/2030	3,255	3,798
County of St. Louis, Industrial Dev. Auth., Healthcare Facs. Rev. Bonds (Nazareth Living Center), Series 2015-A, 5.00% 8/15/2030	1,000	962

American High-Income Municipal Bond Fund (continued)

Bonds, notes & other debt instruments (continued)	Principal amount (000)	Value (000)
Missouri (continued)		
County of St. Louis, Industrial Dev. Auth., Healthcare Facs. Rev. Bonds (Nazareth Living Center), Series 2015-A, 5.00% 8/15/2035	USD1,400	\$ 1,291
County of St. Louis, Industrial Dev. Auth., Healthcare Facs. Rev. Bonds (Nazareth Living Center), Series 2012, 6.125% 8/15/2042	1,000	997
County of St. Louis, Industrial Dev. Auth., Healthcare Facs. Rev. Bonds (Nazareth Living Center), Series 2015-A, 5.125% 8/15/2045	2,000	1,715
County of St. Louis, Industrial Dev. Auth., Senior Living Facs. Rev. Bonds (Friendship Village St. Louis Obligated Group), Series 2018-A, 5.125% 9/1/2048	5,480	5,059
County of St. Louis, Industrial Dev. Auth., Senior Living Facs. Rev. Bonds (Friendship Village St. Louis Obligated Group), Series 2018, 5.125% 9/1/2049	1,335	1,226
County of St. Louis, Industrial Dev. Auth., Senior Living Facs. Rev. Bonds (Friendship Village St. Louis Obligated Group), Series 2018, 5.25% 9/1/2053	6,890	6,366
County of St. Louis, Industrial Dev. Auth., Senior Living Facs. Rev. Bonds (St. Andrew's Resources for Seniors Obligated Group), Series 2015-A, 5.00% 12/1/2025	545	545
County of St. Louis, Industrial Dev. Auth., Senior Living Facs. Rev. Bonds (St. Andrew's Resources for Seniors Obligated Group), Series 2015-A, 5.00% 12/1/2035	1,410	1,352
County of St. Louis, Industrial Dev. Auth., Senior Living Facs. Rev. Bonds (St. Andrew's Resources for Seniors Obligated Group), Series 2015-A, 5.125% 12/1/2045	8,320	7,366
County of Stoddard, Industrial Dev. Auth., Health Facs. Rev. Bonds (Southeast Missouri Hospital Assn.), Series 2016-B, 6.00% 3/1/2037	3,600	3,680
City of Town and Country, Town and Country Crossing Transportation Dev. Dist., Transportation Sales Tax Rev. Ref. Bonds, Series 2020-A, 3.375% 4/1/2037	700	637
City of Washington, Industrial Dev. Auth., Sales Tax. Rev. Ref. Bonds (Phoenix Center II Community Improvement Dist. Project), Series 2021, 2.50% 11/1/2029	200	187
		<u>119,216</u>
Nebraska 0.27%		
Central Plains Energy Project, Gas Project Rev. Bonds (Project No. 4), Series 2023-A-1, 5.00% 5/1/2054 (put 11/1/2029)	8,915	9,425
County of Douglas, Sanitary and Improvement Dist. No. 596 (West Center Village), Construction Fund Warrants, Series 2019, 7.00% Cash 1/13/2025 ^{6,8,9,10}	184	184
County of Douglas, Sanitary and Improvement Dist. No. 596 (West Center Village), Construction Fund Warrants, Series 2019, 7.00% Cash 3/16/2025 ^{6,8,9,10}	25	25
County of Douglas, Sanitary and Improvement Dist. No. 596 (West Center Village), Construction Fund Warrants, Series 2019, 7.00% Cash 4/13/2025 ^{6,8,9,10}	172	172
County of Douglas, Sanitary and Improvement Dist. No. 596 (West Center Village), Construction Fund Warrants, Series 2020, 7.00% Cash 6/8/2025 ^{6,8,9,10}	151	151
County of Douglas, Sanitary and Improvement Dist. No. 596 (West Center Village), Construction Fund Warrants, Series 2020, 7.00% Cash 8/14/2025 ^{6,8,9,10}	190	190
County of Douglas, Sanitary and Improvement Dist. No. 605 (Bluestem Meadows), Construction Fund Warrants, Series 2021, 7.00% PIK 8/4/2026 ^{8,9,10}	516	516
County of Douglas, Sanitary and Improvement Dist. No. 605 (Bluestem Meadows), Construction Fund Warrants, Series 2021, 7.00% PIK 9/13/2026 ^{8,9,10}	3	3
County of Douglas, Sanitary and Improvement Dist. No. 605 (Bluestem Meadows), Construction Fund Warrants, Series 2022, 7.00% PIK 2/23/2027 ^{8,9,10}	372	372
County of Douglas, Sanitary and Improvement Dist. No. 605 (Bluestem Meadows), Construction Fund Warrants, Series 2022, 7.00% PIK 4/13/2027 ^{8,9,10}	2	2
County of Douglas, Sanitary and Improvement Dist. No. 605 (Bluestem Meadows), Construction Fund Warrants, Series 2022, 7.00% PIK 8/11/2027 ^{8,9,10}	240	240
County of Douglas, Sanitary and Improvement Dist. No. 605 (Bluestem Meadows), Construction Fund Warrants, Series 2022, 7.00% PIK 9/19/2027 ^{8,9,10}	201	201
County of Douglas, Sanitary and Improvement Dist. No. 605 (Bluestem Meadows), Construction Fund Warrants, Series 2022, 7.00% PIK 12/7/2027 ^{8,9,10}	135	135
County of Douglas, Sanitary and Improvement Dist. No. 605 (Bluestem Meadows), Construction Fund Warrants, Series 2022, 7.00% PIK 1/4/2028 ^{8,9,10}	602	602
County of Douglas, Sanitary and Improvement Dist. No. 605 (Bluestem Meadows), Construction Fund Warrants, Series 2022, 7.00% PIK or 7.00% Cash 2/21/2028 ^{8,9,10}	93	93
County of Douglas, Sanitary and Improvement Dist. No. 605 (Bluestem Meadows), Construction Fund Warrants, Series 2022, 7.00% PIK or 7.00% Cash 3/14/2028 ^{8,9,10}	27	27
County of Douglas, Sanitary and Improvement Dist. No. 605 (Bluestem Meadows), Construction Fund Warrants, Series 2022, 7.00% PIK or 7.00% Cash 5/11/2028 ^{8,9,10}	621	621

American High-Income Municipal Bond Fund (continued)

Bonds, notes & other debt instruments (continued)	Principal amount (000)	Value (000)
Nebraska (continued)		
County of Douglas, Sanitary and Improvement Dist. No. 605 (Bluestem Meadows), Construction Fund Warrants, Series 2022, 7.00% PIK or 7.00% Cash 6/21/2028 ^{8,9,10}	USD628	\$ 628
Investment Fin. Auth., Single Family Housing Rev. Bonds, Series 2019-B, AMT, 4.00% 9/1/2049	1,295	1,284
County of Sarpy, Sanitary and Improvement Dist. No. 340 (Ashbury Hills), Construction Fund Warrants, Series 2020, 7.00% Cash 11/19/2025 ^{6,8,9,10}	370	370
County of Sarpy, Sanitary and Improvement Dist. No. 340 (Ashbury Hills), Construction Fund Warrants, Series 2020, 7.00% Cash 12/17/2025 ^{6,8,9,10}	876	876
County of Sarpy, Sanitary and Improvement Dist. No. 340 (Ashbury Hills), Construction Fund Warrants, Series 2020, 7.00% Cash 1/21/2026 ^{6,8,9,10}	402	402
County of Sarpy, Sanitary and Improvement Dist. No. 340 (Ashbury Hills), Construction Fund Warrants, Series 2020, 7.00% Cash 3/18/2026 ^{6,8,9,10}	420	420
County of Sarpy, Sanitary and Improvement Dist. No. 340 (Ashbury Hills), Construction Fund Warrants, Series 2020, 7.00% Cash 4/15/2026 ^{6,8,9,10}	232	232
County of Sarpy, Sanitary and Improvement Dist. No. 340 (Ashbury Hills), Construction Fund Warrants, Series 2020, 7.00% Cash 5/20/2026 ^{6,8,9,10}	6	6
County of Sarpy, Sanitary and Improvement Dist. No. 340 (Ashbury Hills), Construction Fund Warrants, Series 2020, 7.00% Cash 6/22/2026 ^{6,8,9,10}	270	270
County of Sarpy, Sanitary and Improvement Dist. No. 340 (Ashbury Hills), Construction Fund Warrants, Series 2020, 7.00% Cash 7/20/2026 ^{6,8,9,10}	120	120
County of Sarpy, Sanitary and Improvement Dist. No. 340 (Ashbury Hills), Construction Fund Warrants, Series 2020, 7.00% Cash 8/12/2026 ^{6,8,9,10}	4	4
County of Sarpy, Sanitary and Improvement Dist. No. 340 (Ashbury Hills), Construction Fund Warrants, Series 2020, 7.00% Cash 9/7/2026 ^{6,8,9,10}	909	909
County of Sarpy, Sanitary and Improvement Dist. No. 340 (Ashbury Hills), Construction Fund Warrants, Series 2020, 7.00% Cash 10/26/2026 ^{6,8,9,10}	64	64
County of Sarpy, Sanitary and Improvement Dist. No. 340 (Ashbury Hills), Construction Fund Warrants, Series 2020, 7.00% Cash 11/23/2026 ^{6,8,9,10}	30	30
County of Sarpy, Sanitary and Improvement Dist. No. 340 (Ashbury Hills), Construction Fund Warrants, Series 2020, 7.00% Cash 12/14/2026 ^{6,8,9,10}	199	199
County of Sarpy, Sanitary and Improvement Dist. No. 340 (Ashbury Hills), Construction Fund Warrants, Series 2020, 7.00% Cash 1/18/2027 ^{6,8,9,10}	363	363
County of Sarpy, Sanitary and Improvement Dist. No. 340 (Ashbury Hills), Construction Fund Warrants, Series 2020, 7.00% Cash 3/15/2027 ^{6,8,9,10}	3	3
County of Sarpy, Sanitary and Improvement Dist. No. 340 (Ashbury Hills), Construction Fund Warrants, Series 2020, 7.00% Cash 4/12/2027 ^{6,8,9,10}	611	611
County of Sarpy, Sanitary and Improvement Dist. No. 340 (Ashbury Hills), Construction Fund Warrants, Series 2020, 7.00% Cash 6/16/2027 ^{6,8,9,10}	462	462
County of Sarpy, Sanitary and Improvement Dist. No. 340 (Ashbury Hills), Construction Fund Warrants, Series 2020, 7.00% Cash 7/21/2027 ^{6,8,9,10}	10	10
County of Sarpy, Sanitary and Improvement Dist. No. 340 (Ashbury Hills), Construction Fund Warrants, Series 2020, 7.00% Cash 8/18/2027 ^{6,8,9,10}	5	5
County of Sarpy, Sanitary and Improvement Dist. No. 340 (Ashbury Hills), Construction Fund Warrants, Series 2020, 7.00% Cash 9/15/2027 ^{8,9,10}	259	259
County of Sarpy, Sanitary and Improvement Dist. No. 340 (Ashbury Hills), Construction Fund Warrants, Series 2020, 7.00% Cash 10/20/2027 ^{8,9,10}	321	321
County of Sarpy, Sanitary and Improvement Dist. No. 340 (Ashbury Hills), Construction Fund Warrants, Series 2020, 7.00% Cash 11/17/2027 ^{8,9,10}	12	12
County of Sarpy, Sanitary and Improvement Dist. No. 340 (Ashbury Hills), Construction Fund Warrants, Series 2020, 7.00% Cash 12/15/2027 ^{8,9,10}	158	158
County of Sarpy, Sanitary and Improvement Dist. No. 340 (Ashbury Hills), Construction Fund Warrants, Series 2020, 7.00% Cash 2/16/2028 ^{8,9,10}	61	61
County of Sarpy, Sanitary and Improvement Dist. No. 340 (Ashbury Hills), Construction Fund Warrants, Series 2020, 7.00% Cash 3/16/2028 ^{8,9,10}	355	355
County of Sarpy, Sanitary and Improvement Dist. No. 340 (Ashbury Hills), Construction Fund Warrants, Series 2020, 7.00% Cash 4/20/2028 ^{8,9,10}	135	135
County of Sarpy, Sanitary and Improvement Dist. No. 340 (Ashbury Hills), Construction Fund Warrants, Series 2020, 7.00% Cash 5/9/2028 ^{8,9,10}	10	10
County of Sarpy, Sanitary and Improvement Dist. No. 340 (Ashbury Hills), Construction Fund Warrants, Series 2020, 7.00% Cash 7/20/2028 ^{8,9,10}	822	822
County of Sarpy, Sanitary and Improvement Dist. No. 340 (Ashbury Hills), Construction Fund Warrants, Series 2020, 6.00% PIK or 6.00% Cash 7/31/2028 ^{6,8,9,10}	492	492
County of Sarpy, Sanitary and Improvement Dist. No. 340 (Ashbury Hills), Construction Fund Warrants, Series 2020, 7.00% PIK or 7.00% Cash 9/7/2028 ^{8,9,10}	177	177

American High-Income Municipal Bond Fund (continued)

Bonds, notes & other debt instruments (continued)	Principal amount (000)	Value (000)
Nebraska (continued)		
County of Sarpy, Sanitary and Improvement Dist. No. 340 (Ashbury Hills), Construction Fund Warrants, Series 2020, 7.00% PIK or 7.00% Cash 10/19/2028 ^{8,9,10}	USD451	\$ 451
County of Sarpy, Sanitary and Improvement Dist. No. 340 (Ashbury Hills), Construction Fund Warrants, Series 2020, 7.00% PIK or 7.00% Cash 11/16/2028 ^{8,9,10}	302	302
County of Sarpy, Sanitary and Improvement Dist. No. 354 (Sunset Meadows), Construction Fund Warrants, Series 2022, 6.00% PIK 12/6/2026 ^{6,8,9,10}	53	53
County of Sarpy, Sanitary and Improvement Dist. No. 354 (Sunset Meadows), Construction Fund Warrants, Series 2022, 6.00% PIK 12/29/2026 ^{6,8,9,10}	609	609
County of Sarpy, Sanitary and Improvement Dist. No. 354 (Sunset Meadows), Construction Fund Warrants, Series 2022, 6.00% PIK 1/26/2027 ^{6,8,9,10}	106	106
County of Sarpy, Sanitary and Improvement Dist. No. 354 (Sunset Meadows), Construction Fund Warrants, Series 2022, 6.00% PIK 6/6/2027 ^{6,8,9,10}	347	347
County of Sarpy, Sanitary and Improvement Dist. No. 354 (Sunset Meadows), Construction Fund Warrants, Series 2022, 6.00% PIK 6/27/2027 ^{6,8,9,10}	594	594
County of Sarpy, Sanitary and Improvement Dist. No. 354 (Sunset Meadows), Construction Fund Warrants, Series 2022, 6.00% PIK 7/18/2027 ^{6,8,9,10}	2,133	2,133
County of Sarpy, Sanitary and Improvement Dist. No. 354 (Sunset Meadows), Construction Fund Warrants, Series 2022, 6.00% PIK 8/18/2027 ^{6,8,9,10}	727	727
County of Sarpy, Sanitary and Improvement Dist. No. 354 (Sunset Meadows), Construction Fund Warrants, Series 2022, 6.00% PIK 9/6/2027 ^{6,8,9,10}	13	13
County of Sarpy, Sanitary and Improvement Dist. No. 354 (Sunset Meadows), Construction Fund Warrants, Series 2022, 6.00% PIK 10/24/2027 ^{6,8,9,10}	2,296	2,296
County of Sarpy, Sanitary and Improvement Dist. No. 354 (Sunset Meadows), Construction Fund Warrants, Series 2022, 6.00% PIK or 6.00% Cash 11/21/2027 ^{6,8,9,10}	785	785
County of Sarpy, Sanitary and Improvement Dist. No. 354 (Sunset Meadows), Construction Fund Warrants, Series 2022, 6.00% PIK or 6.00% Cash 1/30/2028 ^{6,8,9,10}	31	31
County of Sarpy, Sanitary and Improvement Dist. No. 354 (Sunset Meadows), Construction Fund Warrants, Series 2022, 6.00% PIK or 6.00% Cash 4/10/2028 ^{6,8,9,10}	46	46
County of Sarpy, Sanitary and Improvement Dist. No. 354 (Sunset Meadows), Construction Fund Warrants, Series 2022, 6.00% PIK or 6.00% Cash 5/8/2028 ^{6,8,9,10}	439	439
County of Sarpy, Sanitary and Improvement Dist. No. 354 (Sunset Meadows), Construction Fund Warrants, Series 2022, 6.00% PIK or 6.00% Cash 8/28/2028 ^{6,8,9,10}	138	138
County of Sarpy, Sanitary and Improvement Dist. No. 354 (Sunset Meadows), Construction Fund Warrants, Series 2022, 6.00% PIK or 6.00% Cash 9/11/2028 ^{6,8,9,10}	163	163
County of Sarpy, Sanitary and Improvement Dist. No. 354 (Sunset Meadows), Construction Fund Warrants, Series 2022, 6.00% PIK or 6.00% Cash 11/6/2028 ^{8,9,10}	362	362
County of Sarpy, Sanitary and Improvement Dist. No. 354 (Sunset Meadows), Construction Fund Warrants, Series 2022, 6.00% PIK or 6.00% Cash 12/4/2028 ^{8,9,10}	26	26
		<u>32,650</u>
Nevada 0.46%		
Dept. of Business and Industry, Charter School Rev. Bonds (Doral Academy of Nevada), Series 2017-A, 5.00% 7/15/2037	1,000	1,007
Dept. of Business and Industry, Charter School Rev. Bonds (Doral Academy of Nevada), Series 2017-A, 5.00% 7/15/2047	2,700	2,653
Dept. of Business and Industry, Lease Rev. Bonds (Somerset Academy), Series 2015-A, 4.00% 12/15/2025	500	492
Dept. of Business and Industry, Lease Rev. Bonds (Somerset Academy), Series 2018-A, 4.50% 12/15/2029 ¹	2,010	1,987
Dept. of Business and Industry, Lease Rev. Bonds (Somerset Academy), Series 2018-A, 5.00% 12/15/2038 ¹	1,000	983
Dept. of Business and Industry, Lease Rev. Bonds (Somerset Academy), Series 2015-A, 5.125% 12/15/2045 ¹	1,000	960
Dept. of Business and Industry, Lease Rev. Bonds (Somerset Academy), Series 2018-A, 5.00% 12/15/2048 ¹	1,500	1,384
County of Clark, Airport System Rev. Notes, Series 2021-B, AMT, 5.00% 7/1/2024	1,000	1,005
County of Clark, Special Improvement Dist. No. 121 (Southern Highlands Area), Local Improvement Rev. Ref. Bonds, Series 2016, 3.00% 12/1/2024	355	353
County of Clark, Special Improvement Dist. No. 121 (Southern Highlands Area), Local Improvement Rev. Ref. Bonds, Series 2016, 3.00% 12/1/2025	360	354
City of Henderson, Local Improvement Dist. No. T-16 (Falls at Lake Las Vegas), Limited Obligation Improvement Bonds, Series 2005, 5.125% 3/1/2025	1,370	1,304
City of Las Vegas, Redev. Agcy., Tax Increment Rev. Ref. Bonds, Series 2016, 5.00% 6/15/2045	1,225	1,243
City of Las Vegas, Special Improvement Dist. No. 607 (Providence), Local Improvement Rev. Ref. Bonds, Series 2013, 4.25% 6/1/2024	45	45
City of Las Vegas, Special Improvement Dist. No. 611 (Sunstone Phase I and II), Local Improvement Bonds, Series 2020, 3.50% 6/1/2030	195	179

American High-Income Municipal Bond Fund (continued)

Bonds, notes & other debt instruments (continued)	Principal amount (000)	Value (000)
Nevada (continued)		
City of Las Vegas, Special Improvement Dist. No. 611 (Sunstone Phase I and II), Local Improvement Bonds, Series 2020, 3.50% 6/1/2031	USD160	\$ 145
City of Las Vegas, Special Improvement Dist. No. 611 (Sunstone Phase I and II), Local Improvement Bonds, Series 2020, 3.75% 6/1/2032	255	232
City of Las Vegas, Special Improvement Dist. No. 611 (Sunstone Phase I and II), Local Improvement Bonds, Series 2020, 4.00% 6/1/2040	445	395
City of Las Vegas, Special Improvement Dist. No. 612 (Skye Hills), Local Improvement Bonds, Series 2020, 3.50% 6/1/2035	215	183
City of Las Vegas, Special Improvement Dist. No. 612 (Skye Hills), Local Improvement Bonds, Series 2020, 4.00% 6/1/2050	975	781
City of Las Vegas, Special Improvement Dist. No. 812 (Summerlin Village 24), Local Improvement Rev. Ref. Bonds, Series 2015, 4.50% 12/1/2025	585	589
City of Las Vegas, Special Improvement Dist. No. 812 (Summerlin Village 24), Local Improvement Rev. Ref. Bonds, Series 2015, 5.00% 12/1/2026	615	623
City of Las Vegas, Special Improvement Dist. No. 812 (Summerlin Village 24), Local Improvement Rev. Ref. Bonds, Series 2015, 5.00% 12/1/2029	1,450	1,464
City of Las Vegas, Special Improvement Dist. No. 812 (Summerlin Village 24), Local Improvement Rev. Ref. Bonds, Series 2015, 5.00% 12/1/2035	1,425	1,436
City of Las Vegas, Special Improvement Dist. No. 813 (Summerlin Village 26), Local Improvement Bonds, Series 2017, 3.00% 6/1/2024	150	150
City of Las Vegas, Special Improvement Dist. No. 813 (Summerlin Village 26), Local Improvement Bonds, Series 2017, 3.00% 6/1/2025	220	217
City of Las Vegas, Special Improvement Dist. No. 813 (Summerlin Village 26), Local Improvement Bonds, Series 2017, 3.25% 6/1/2026	210	207
City of Las Vegas, Special Improvement Dist. No. 813 (Summerlin Village 26), Local Improvement Bonds, Series 2017, 3.50% 6/1/2027	235	231
City of Las Vegas, Special Improvement Dist. No. 813 (Summerlin Village 26), Local Improvement Bonds, Series 2017, 3.50% 6/1/2028	220	216
City of Las Vegas, Special Improvement Dist. No. 813 (Summerlin Village 26), Local Improvement Bonds, Series 2017, 4.00% 6/1/2033	1,085	1,077
City of Las Vegas, Special Improvement Dist. No. 813 (Summerlin Village 26), Local Improvement Bonds, Series 2017, 4.25% 6/1/2037	935	926
City of Las Vegas, Special Improvement Dist. No. 813 (Summerlin Village 26), Local Improvement Bonds, Series 2017, 4.375% 6/1/2042	1,180	1,157
City of Las Vegas, Special Improvement Dist. No. 813 (Summerlin Village 26), Local Improvement Bonds, Series 2017, 4.50% 6/1/2047	1,425	1,387
City of Las Vegas, Special Improvement Dist. No. 814 (Summerlin Village 21 and 24A), Local Improvement Bonds, Series 2019, 3.50% 6/1/2025	185	182
City of Las Vegas, Special Improvement Dist. No. 814 (Summerlin Village 21 and 24A), Local Improvement Bonds, Series 2019, 3.50% 6/1/2026	190	185
City of Las Vegas, Special Improvement Dist. No. 814 (Summerlin Village 21 and 24A), Local Improvement Bonds, Series 2019, 3.50% 6/1/2027	190	184
City of Las Vegas, Special Improvement Dist. No. 814 (Summerlin Village 21 and 24A), Local Improvement Bonds, Series 2019, 3.50% 6/1/2028	145	139
City of Las Vegas, Special Improvement Dist. No. 814 (Summerlin Village 21 and 24A), Local Improvement Bonds, Series 2019, 3.50% 6/1/2029	335	319
City of Las Vegas, Special Improvement Dist. No. 814 (Summerlin Village 21 and 24A), Local Improvement Bonds, Series 2019, 3.25% 6/1/2031	300	274
City of Las Vegas, Special Improvement Dist. No. 814 (Summerlin Village 21 and 24A), Local Improvement Bonds, Series 2019, 3.50% 6/1/2032	405	374
City of Las Vegas, Special Improvement Dist. No. 814 (Summerlin Village 21 and 24A), Local Improvement Bonds, Series 2019, 3.50% 6/1/2033	450	412
City of Las Vegas, Special Improvement Dist. No. 814 (Summerlin Village 21 and 24A), Local Improvement Bonds, Series 2019, 3.50% 6/1/2035	980	876
City of Las Vegas, Special Improvement Dist. No. 814 (Summerlin Village 21 and 24A), Local Improvement Bonds, Series 2019, 4.00% 6/1/2039	485	441
City of Las Vegas, Special Improvement Dist. No. 814 (Summerlin Village 21 and 24A), Local Improvement Bonds, Series 2019, 4.00% 6/1/2049	1,565	1,278
City of Las Vegas, Special Improvement Dist. No. 815 (Summerlin Village 25), Local Improvement Bonds, Series 2020, 4.75% 12/1/2040	990	953
City of Las Vegas, Special Improvement Dist. No. 816 (Summerlin Village 22), Local Improvement Bonds, Series 2021, 2.75% 6/1/2033	520	422

American High-Income Municipal Bond Fund (continued)

Bonds, notes & other debt instruments (continued)	Principal amount (000)	Value (000)
Nevada (continued)		
City of Las Vegas, Special Improvement Dist. No. 816 (Summerlin Village 22), Local Improvement Bonds, Series 2021, 2.75% 6/1/2036	USD835	\$ 639
City of Las Vegas, Special Improvement Dist. No. 816 (Summerlin Village 22), Local Improvement Bonds, Series 2021, 3.00% 6/1/2041	1,000	735
City of Las Vegas, Special Improvement Dist. No. 816 (Summerlin Village 22), Local Improvement Bonds, Series 2021, 3.125% 6/1/2051	1,425	946
City of Las Vegas, Special Improvement Dist. No. 817 (Summerlin Village 29), Local Improvement Bonds, Series 2023, 5.75% 6/1/2043	500	520
City of Las Vegas, Special Improvement Dist. No. 817 (Summerlin Village 29), Local Improvement Bonds, Series 2023, 6.00% 6/1/2048	350	365
City of Las Vegas, Special Improvement Dist. No. 817 (Summerlin Village 29), Local Improvement Bonds, Series 2023, 6.00% 6/1/2053	970	1,010
City of Las Vegas, Special Improvement Dist. Nos. 808 and 810 (Summerlin Village 23B), Local Improvement Rev. Ref. Bonds, Series 2014, 5.00% 6/1/2026	680	682
City of Las Vegas, Special Improvement Dist. Nos. 808 and 810 (Summerlin Village 23B), Local Improvement Rev. Ref. Bonds, Series 2014, 5.00% 6/1/2028	275	276
City of Las Vegas, Special Improvement Dist. Nos. 808 and 810 (Summerlin Village 23B), Local Improvement Rev. Ref. Bonds, Series 2014, 5.00% 6/1/2029	480	481
City of Las Vegas, Special Improvement Dist. Nos. 808 and 810 (Summerlin Village 23B), Local Improvement Rev. Ref. Bonds, Series 2014, 5.00% 6/1/2031	110	110
Las Vegas Valley Water Dist., Limited Tax G.O. Water Bonds, Series 2023-A, 5.00% 6/1/2049	3,000	3,294
City of North Las Vegas, Special Improvement Dist. No. 64 (Valley Vista), Local Improvement Bonds, Series 2019, 3.50% 6/1/2024	115	115
City of North Las Vegas, Special Improvement Dist. No. 64 (Valley Vista), Local Improvement Bonds, Series 2019, 3.75% 6/1/2025	140	140
City of North Las Vegas, Special Improvement Dist. No. 64 (Valley Vista), Local Improvement Bonds, Series 2019, 3.75% 6/1/2026	180	179
City of North Las Vegas, Special Improvement Dist. No. 64 (Valley Vista), Local Improvement Bonds, Series 2019, 3.75% 6/1/2027	255	252
City of North Las Vegas, Special Improvement Dist. No. 64 (Valley Vista), Local Improvement Bonds, Series 2019, 3.875% 6/1/2028	385	380
City of North Las Vegas, Special Improvement Dist. No. 64 (Valley Vista), Local Improvement Bonds, Series 2019, 4.00% 6/1/2029	200	198
City of North Las Vegas, Special Improvement Dist. No. 64 (Valley Vista), Local Improvement Bonds, Series 2019, 4.00% 6/1/2030	330	326
City of North Las Vegas, Special Improvement Dist. No. 64 (Valley Vista), Local Improvement Bonds, Series 2019, 4.25% 6/1/2034	590	588
City of North Las Vegas, Special Improvement Dist. No. 64 (Valley Vista), Local Improvement Bonds, Series 2019, 4.50% 6/1/2039	1,425	1,405
City of North Las Vegas, Special Improvement Dist. No. 64 (Valley Vista), Local Improvement Bonds, Series 2019, 4.625% 6/1/2043	970	952
City of North Las Vegas, Special Improvement Dist. No. 64 (Valley Vista), Local Improvement Bonds, Series 2019, 4.625% 6/1/2049	3,650	3,498
City of North Las Vegas, Special Improvement Dist. No. 66 (Villages at Tule Springs Village 1), Local Improvement Bonds, Series 2022, 5.50% 6/1/2037 ¹	750	767
City of North Las Vegas, Special Improvement Dist. No. 66 (Villages at Tule Springs Village 1), Local Improvement Bonds, Series 2022, 5.75% 6/1/2042 ¹	1,100	1,122
City of North Las Vegas, Special Improvement Dist. No. 66 (Villages at Tule Springs Village 1), Local Improvement Bonds, Series 2022, 5.75% 6/1/2047 ¹	1,600	1,617
City of North Las Vegas, Special Improvement Dist. No. 66 (Villages at Tule Springs Village 1), Local Improvement Bonds, Series 2022, 6.00% 6/1/2052 ¹	1,800	1,842
City of Reno, Sales Tax Rev. Ref. Bonds (ReTRAC - Reno Transportation Rail Access Corridor Project), Series 2018-B, Assured Guaranty Municipal insured, 4.125% 6/1/2058	1,250	1,188
		<u>55,031</u>
New Hampshire 1.30%		
Business Fin. Auth., Solid Waste Disposal Rev. Bonds (Casella Waste Systems, Inc. Project), Series 2013, AMT, 2.95% 4/1/2029 (put 10/1/2019) ¹	1,900	1,744
Health and Education Facs. Auth., Education Loan Rev. Bonds (New Hampshire Higher Education Loan Corp. Issue), Series 2023-B, AMT, 5.00% 11/1/2043	2,660	2,879
Health and Education Facs. Auth., Rev. Bonds (Elliot Hospital Issue), Series 2016, 5.00% 10/1/2031	1,250	1,286
Housing Fin. Auth., Single Family Mortgage Rev. Bonds, Series 2023-D, 6.50% 7/1/2055	3,195	3,540

American High-Income Municipal Bond Fund (continued)

Bonds, notes & other debt instruments (continued)	Principal amount (000)	Value (000)
New Hampshire (continued)		
National Fin. Auth., Hospital Rev. Bonds (St. Luke's University Health Network Project), Series 2021-B, Assured Guaranty Municipal insured, 3.00% 8/15/2046	USD1,605	\$ 1,305
National Fin. Auth., Hospital Rev. Bonds (St. Luke's University Health Network Project), Series 2021-B, Assured Guaranty Municipal insured, 3.00% 8/15/2051	15,085	11,541
National Fin. Auth., Municipal Certs., Series 2020-1, Class A, 4.125% 1/20/2034	28,015	27,458
National Fin. Auth., Municipal Certs., Series 2022-1, Class X, 0.334% 9/20/2036	75,450	1,702
National Fin. Auth., Municipal Certs., Series 2022-1, Class A, 4.375% 9/20/2036	20,862	20,712
National Fin. Auth., Municipal Certs., Series 2022-2, Class X, 0.697% 10/20/2036 ^{2,3}	63,500	3,111
National Fin. Auth., Municipal Certs., Series 2022-2, Class A, 4.00% 10/20/2036	30,851	29,654
National Fin. Auth., Municipal Certs., Series 2023-2, Class X, 0.813% 1/20/2038	53,000	3,079
National Fin. Auth., Municipal Certs., Series 2023-2, Class A, 3.875% 1/20/2038	14,351	13,542
National Fin. Auth., Resource Recovery Rev. Ref. Bonds (Covanta Project), Series 2018-B, 4.625% 11/1/2042 ¹	1,000	867
National Fin. Auth., Resource Recovery Rev. Ref. Bonds (Covanta Project), Series 2018-C, AMT, 4.875% 11/1/2042 ¹	1,750	1,566
National Fin. Auth., Resource Recovery Rev. Ref. Bonds (Covanta Project), Series 2020-B, AMT, 3.75% 7/1/2045 (put 7/2/2040) ¹	14,335	11,393
National Fin. Auth., Resource Recovery Rev. Ref. Green Bonds (Covanta Project), Series 2020-A, 3.625% 7/1/2043 (put 7/2/2040) ¹	10,085	7,882
National Fin. Auth., Rev. Bonds (Presbyterian Senior Living Project), Series 2023-A, 5.25% 7/1/2048	2,500	2,577
National Fin. Auth., Senior Living Rev. Ref. Bonds (Springpoint Senior Living, Inc.), Series 2021, 4.00% 1/1/2041	2,400	1,995
National Fin. Auth., Senior Living Rev. Ref. Bonds (Springpoint Senior Living, Inc.), Series 2021, 4.00% 1/1/2051	2,100	1,581
National Fin. Auth., Solid Waste Disposal Rev. Ref. Bonds (Waste Management, Inc. Project), Series 2018-A, AMT, (SIFMA Municipal Swap Index + 0.75%) 4.925% 10/1/2033 (put 7/1/2024) ²	3,270	3,256
National Fin. Auth., Solid Waste Disposal Rev. Ref. Bonds (Waste Management, Inc. Project), Series 2019-A-4, AMT, 2.15% 8/1/2038 (put 7/1/2024)	2,000	1,979
		<u>154,649</u>
New Jersey 2.44%		
County of Camden, Improvement Auth., Charter School Rev. Bonds (Camden Prep High School Project), Series 2022, 5.00% 7/15/2052 ¹	2,000	2,005
County of Camden, Improvement Auth., Charter School Rev. Bonds (Camden Prep High School Project), Series 2022, 5.00% 7/15/2062 ¹	4,555	4,512
County of Camden, Improvement Auth., Health Care Redev. Project, Rev. Ref. Bonds (Cooper Health System Obligated Group Issue), Series 2014, 5.00% 2/15/2032 (preref. 2/15/2024)	555	555
Casino Reinvestment Dev. Auth., Luxury Tax Rev. Bonds, Series 2014, Assured Guaranty Municipal insured, 5.00% 11/1/2026	1,500	1,522
Casino Reinvestment Dev. Auth., Luxury Tax Rev. Bonds, Series 2014, Assured Guaranty Municipal insured, 5.00% 11/1/2029	1,180	1,198
Casino Reinvestment Dev. Auth., Luxury Tax Rev. Bonds, Series 2014, Assured Guaranty Municipal insured, 5.25% 11/1/2039	2,500	2,518
Casino Reinvestment Dev. Auth., Luxury Tax Rev. Bonds, Series 2014, Assured Guaranty Municipal insured, 5.25% 11/1/2044	1,000	1,005
Econ. Dev. Auth., Energy Fac. Rev. Bonds (UMM Energy Partners, LLC Project), Series 2012-A, AMT, 5.00% 6/15/2037	7,085	7,087
Econ. Dev. Auth., Energy Fac. Rev. Bonds (UMM Energy Partners, LLC Project), Series 2012-A, AMT, 5.125% 6/15/2043	750	750
Econ. Dev. Auth., Motor Vehicle Surcharges Rev. Ref. Bonds, Series 2017-A, BAM insured, 5.00% 7/1/2027	750	794
Econ. Dev. Auth., Private Activity Bonds (Goethals Bridge Replacement Project), Series 2013, AMT, 5.375% 1/1/2043	7,725	7,748
Econ. Dev. Auth., Private Activity Bonds (Goethals Bridge Replacement Project), Series 2013, AMT, 5.625% 1/1/2052	3,940	3,945
Econ. Dev. Auth., Rev. Bonds (Foundation Academy Charter School Project), Series 2018-A, 5.00% 7/1/2050	1,100	1,098
Econ. Dev. Auth., Rev. Bonds (Provident Group - Kean Properties, LLC - Kean University Student Housing Project), Series 2017-A, 5.00% 7/1/2047	3,500	3,267
Econ. Dev. Auth., Rev. Bonds (Provident Group - Kean Properties, LLC - Kean University Student Housing Project), Series 2017-A, 5.00% 1/1/2050	1,590	1,466
Econ. Dev. Auth., Rev. Ref. Bonds (Provident Group - Montclair Properties, LLC - Montclair State University Student Housing Project), Series 2017, Assured Guaranty Municipal insured, 5.00% 6/1/2037	2,750	2,880
Econ. Dev. Auth., Rev. Ref. Bonds (Provident Group - Rowan Properties, LLC - Rowan University Student Housing Project), Series 2015-A, 5.00% 1/1/2035	3,750	3,752

American High-Income Municipal Bond Fund (continued)

Bonds, notes & other debt instruments (continued)	Principal amount (000)	Value (000)
New Jersey (continued)		
Econ. Dev. Auth., Rev. Ref. Bonds (Provident Group - Rowan Properties, LLC - Rowan University Student Housing Project), Series 2015-A, 5.00% 1/1/2048	USD2,150	\$ 2,016
Econ. Dev. Auth., School Facs. Construction Bonds, Series 2015-WWW, 5.25% 6/15/2029 (preref. 6/15/2025)	2,500	2,578
Econ. Dev. Auth., School Facs. Construction Bonds, Series 2017-DDD, 5.00% 6/15/2034 (preref. 6/15/2027)	1,500	1,612
Econ. Dev. Auth., School Facs. Construction Bonds, Series 2021-QQQ, 4.00% 6/15/2035	800	836
Econ. Dev. Auth., School Facs. Construction Bonds, Series 2017-DDD, 5.00% 6/15/2035 (preref. 6/15/2027)	1,275	1,370
Econ. Dev. Auth., School Facs. Construction Rev. Bonds, Series 2018-EEE, 5.00% 6/15/2043	1,850	1,946
Econ. Dev. Auth., School Facs. Construction Rev. Bonds, Series 2018-EEE, 5.00% 6/15/2043 (preref. 12/1/2028)	1,085	1,213
Econ. Dev. Auth., School Facs. Construction Rev. Ref. Bonds, Series 2015-XX, 5.00% 6/15/2025	4,250	4,364
Econ. Dev. Auth., School Facs. Construction Rev. Ref. Bonds, Series 2024-SSS, 5.25% 6/15/2038	1,000	1,161
Econ. Dev. Auth., School Facs. Rev. Bonds (Beloved Community Charter School), Series 2019-A, 4.00% 6/15/2029 ¹	465	451
Econ. Dev. Auth., School Facs. Rev. Bonds (Beloved Community Charter School), Series 2019-A, 5.00% 6/15/2039 ¹	825	810
Econ. Dev. Auth., School Facs. Rev. Bonds (Beloved Community Charter School), Series 2019-A, 5.00% 6/15/2049 ¹	930	858
Econ. Dev. Auth., School Facs. Rev. Bonds (Beloved Community Charter School), Series 2019-A, 5.00% 6/15/2054 ¹	725	660
Econ. Dev. Auth., Special Fac. Rev. Bonds (Continental Airlines, Inc. Project), Series 1999, AMT, 5.25% 9/15/2029	30,965	31,030
Econ. Dev. Auth., Special Fac. Rev. Bonds (Continental Airlines, Inc. Project), Series 2000-B, AMT, 5.625% 11/15/2030	3,545	3,582
Econ. Dev. Auth., Special Fac. Rev. Bonds (Continental Airlines, Inc. Project), Series 2003, AMT, 5.50% 6/1/2033	3,500	3,538
Econ. Dev. Auth., Special Fac. Rev. Ref. Bonds (Continental Airlines, Inc. Project), Series 2012, AMT, 5.75% 9/15/2027	3,525	3,527
Econ. Dev. Auth., Transit Transportation Project Bonds, Series 2020-A, 4.00% 11/1/2037	1,850	1,892
Econ. Dev. Auth., Transit Transportation Project Bonds, Series 2020-A, 4.00% 11/1/2038	2,500	2,537
Econ. Dev. Auth., Transit Transportation Project Bonds, Series 2020-A, 4.00% 11/1/2039	4,550	4,606
Econ. Dev. Auth., Water Facs. Rev. Ref. Bonds (American Water Co., Inc. Project), Series 2019-A, AMT, 2.20% 10/1/2039 (put 12/3/2029)	2,500	2,232
Educational Facs. Auth., Rev. Bonds (Higher Education Capital Improvement Fund Issue), Series 2014-A, 4.00% 9/1/2031	5,000	5,025
Health Care Facs. Fncg. Auth., Rev. Bonds (Princeton HealthCare System Issue), Series 2016-A, 5.00% 7/1/2034	1,000	1,047
Health Care Facs. Fncg. Auth., Rev. Bonds (St. Joseph's Healthcare System Obligated Group Issue), Series 2016, 5.00% 7/1/2031	1,700	1,738
Health Care Facs. Fncg. Auth., Rev. Bonds (St. Joseph's Healthcare System Obligated Group Issue), Series 2016, 5.00% 7/1/2035	500	508
Higher Education Student Assistance Auth., Student Loan Rev. and Rev. Ref. Bonds, Series 2022, AMT, 4.00% 12/1/2041	5,575	5,471
Higher Education Student Assistance Auth., Student Loan Rev. Bonds, Series 2016-1A, AMT, 3.25% 12/1/2029	1,000	974
Higher Education Student Assistance Auth., Student Loan Rev. Bonds, Series 2016-1A, AMT, 3.25% 12/1/2030	1,125	1,078
Higher Education Student Assistance Auth., Student Loan Rev. Bonds, Series 2015-1A, AMT, 4.00% 12/1/2030	755	744
Higher Education Student Assistance Auth., Student Loan Rev. Bonds, Series 2018-A, AMT, 3.75% 12/1/2031	445	437
Higher Education Student Assistance Auth., Student Loan Rev. Bonds, Series 2016-1-A, AMT, 3.50% 12/1/2032	330	325
Higher Education Student Assistance Auth., Student Loan Rev. Bonds, Series 2019-B, AMT, 3.25% 12/1/2039	11,835	11,322
Higher Education Student Assistance Auth., Student Loan Rev. Bonds, Series 2020-B, AMT, 3.50% 12/1/2039	3,030	2,928
Higher Education Student Assistance Auth., Student Loan Rev. Ref. Bonds, Series 2020-A, AMT, 3.50% 12/1/2039	6,620	6,351
Higher Education Student Assistance Auth., Student Loan Rev. Ref. Bonds, Series 2021-B, AMT, 2.50% 12/1/2040	12,310	11,385
Higher Education Student Assistance Auth., Student Loan Rev. Ref. Bonds, Series 2023-B, AMT, 4.00% 12/1/2044	15,045	14,910
Higher Education Student Assistance Auth., Student Loan Rev. Ref. Bonds, Series 2021-C, AMT, 3.25% 12/1/2051	3,000	2,315
Housing and Mortgage Fin. Agcy., Single Family Housing Rev. Bonds, Series 2019-C, 4.75% 10/1/2050	745	755
South Jersey Port Corp., Marine Terminal Rev. Bonds, Series 2017-B, AMT, 5.00% 1/1/2036	1,000	1,050
South Jersey Port Corp., Marine Terminal Rev. Bonds, Series 2017-B, AMT, 5.00% 1/1/2042	1,250	1,288
South Jersey Transportation Auth., Transportation System Rev. Bonds, Series 2022-A, 4.625% 11/1/2047	1,550	1,591
South Jersey Transportation Auth., Transportation System Rev. Ref. Bonds, Series 2014-A, 5.00% 11/1/2033	1,600	1,615
South Jersey Transportation Auth., Transportation System Rev. Ref. Bonds, Series 2020-A, 5.00% 11/1/2045	1,895	1,987
South Jersey Transportation Auth., Transportation System Rev. Ref. Bonds, Series 2020-A, 4.00% 11/1/2050	3,000	2,811
Tobacco Settlement Fncg. Corp., Tobacco Settlement Bonds, Series 2018-A, 5.25% 6/1/2046	1,210	1,250
Transportation Trust Fund Auth., Transportation Program Bonds, Series 2022-BB, 4.00% 6/15/2037	600	621
Transportation Trust Fund Auth., Transportation Program Bonds, Series 2020-AA, 4.00% 6/15/2038	3,000	3,075
Transportation Trust Fund Auth., Transportation Program Bonds, Series 2020-AA, 4.00% 6/15/2039	1,500	1,530
Transportation Trust Fund Auth., Transportation Program Bonds, Series 2022-BB, 4.00% 6/15/2039	1,750	1,789
Transportation Trust Fund Auth., Transportation Program Bonds, Series 2020-AA, 4.00% 6/15/2040	1,500	1,519
Transportation Trust Fund Auth., Transportation Program Bonds, Series 2019-BB, 4.00% 6/15/2044	3,375	3,358

American High-Income Municipal Bond Fund (continued)

Bonds, notes & other debt instruments (continued)

	Principal amount (000)	Value (000)
New Jersey (continued)		
Transportation Trust Fund Auth., Transportation Program Bonds, Series 2019-BB, 5.00% 6/15/2044	USD975	\$ 1,023
Transportation Trust Fund Auth., Transportation Program Bonds, Series 2020-AA, 4.00% 6/15/2045	1,675	1,665
Transportation Trust Fund Auth., Transportation Program Bonds, Series 2023-BB, 5.00% 6/15/2046	1,700	1,867
Transportation Trust Fund Auth., Transportation Program Bonds, Series 2020-AA, 3.00% 6/15/2050	8,210	6,337
Transportation Trust Fund Auth., Transportation Program Bonds, Series 2022-BB, 3.00% 6/15/2050	28,500	22,000
Transportation Trust Fund Auth., Transportation Program Bonds, Series 2019-BB, 5.00% 6/15/2050	2,500	2,591
Transportation Trust Fund Auth., Transportation Program Bonds, Series 2023-BB, 5.25% 6/15/2050	2,190	2,416
Transportation Trust Fund Auth., Transportation System Bonds, Series 2018-A, 5.00% 12/15/2033	2,500	2,725
Transportation Trust Fund Auth., Transportation System Bonds, Series 2022-A, 4.00% 6/15/2039	3,500	3,583
Transportation Trust Fund Auth., Transportation System Bonds, Series 2022-A, 4.00% 6/15/2040	1,035	1,051
Transportation Trust Fund Auth., Transportation System Bonds, Series 2022-A, 4.00% 6/15/2041	2,000	2,017
Transportation Trust Fund Auth., Transportation System Bonds, Capital Appreciation Bonds, Series 2006-C, National insured, 0% 12/15/2031	4,010	3,081
Transportation Trust Fund Auth., Transportation System Bonds, Capital Appreciation Bonds, Series 2009-A, 0% 12/15/2032	1,250	926
Transportation Trust Fund Auth., Transportation System Bonds, Capital Appreciation Bonds, Series 2006-C, Assured Guaranty Municipal insured, 0% 12/15/2033	15,000	10,814
Transportation Trust Fund Auth., Transportation System Bonds, Capital Appreciation Bonds, Series 2006-C, Assured Guaranty Municipal insured, 0% 12/15/2034	1,800	1,249
Transportation Trust Fund Auth., Transportation System Bonds, Capital Appreciation Bonds, Series 2006-C, AMBAC insured, 0% 12/15/2035	3,580	2,364
Transportation Trust Fund Auth., Transportation System Bonds, Capital Appreciation Bonds, Series 2006-C, AMBAC insured, 0% 12/15/2036	10,660	6,673
County of Union, Improvement Auth., Solid Waste Disposal Rev. Green Bonds (Aries Linden, LLC Project), Series 2019, AMT, 6.75% 12/1/2041 ¹	14,510	9,456
		<u>291,556</u>
New Mexico 0.35%		
Educational Assistance Foundation, Education Loan Bonds, Series 2021-1-A, AMT, 2.05% 9/1/2051	33,295	29,773
City of Farmington, Pollution Control Rev. Ref. Bonds (Public Service Co. of San Juan and Four Corners Projects), Series 2016-B, 2.15% 4/1/2033	7,265	5,979
Mortgage Fin. Auth., Single Family Mortgage Program Bonds, Series 2016-A-2, Class I, AMT, 3.50% 3/1/2046	370	364
City of Santa Fe, Retirement Fac. Rev. Bonds (El Castillo Retirement Residences), Series 2019-A, 5.00% 5/15/2034	1,000	967
City of Santa Fe, Retirement Fac. Rev. Bonds (El Castillo Retirement Residences), Series 2019-A, 5.00% 5/15/2039	500	459
City of Santa Fe, Retirement Fac. Rev. Bonds (El Castillo Retirement Residences), Series 2012, 5.00% 5/15/2042	1,225	1,100
City of Santa Fe, Retirement Fac. Rev. Bonds (El Castillo Retirement Residences), Series 2019-A, 5.00% 5/15/2044	1,320	1,170
City of Santa Fe, Retirement Fac. Rev. Bonds (El Castillo Retirement Residences), Series 2019-A, 5.00% 5/15/2049	2,405	2,033
		<u>41,845</u>
New York 5.73%		
Town of Brookhaven Local Dev. Corp., Rev. Bonds (Active Retirement Community, Inc.), Series 2020-A, 4.00% 11/1/2055	6,815	5,390
Town of Brookhaven Local Dev. Corp., Rev. Bonds (Long Island Community Hospital Project), Series 2020-A, 5.00% 10/1/2050	2,250	2,377
Brooklyn Arena Local Dev. Corp., PILOT Rev. Ref. Bonds (Barclays Center), Series 2016-A, Assured Guaranty Municipal insured, 5.00% 7/15/2026	2,500	2,578
Brooklyn Arena Local Dev. Corp., PILOT Rev. Ref. Bonds (Barclays Center), Series 2016-A, Assured Guaranty Municipal insured, 5.00% 7/15/2042	49,720	50,262
Brooklyn Arena Local Dev. Corp., PILOT Rev. Ref. Bonds (Barclays Center), Capital Appreciation Bonds, Series 2009, 0% 7/15/2044	2,000	752
Build NYC Resource Corp., Rev. Bonds (East Harlem Scholars Academy Charter School Project), Series 2022, 5.75% 6/1/2052 ¹	1,250	1,280
Build NYC Resource Corp., Rev. Bonds (East Harlem Scholars Academy Charter School Project), Series 2022, 5.75% 6/1/2062 ¹	1,900	1,936
Build NYC Resource Corp., Rev. Bonds (Friends of Hellenic Classical Charter Schools, Inc. Project), Series 2021-A, 5.00% 12/1/2041 ¹	1,065	969
Build NYC Resource Corp., Rev. Bonds (Friends of Hellenic Classical Charter Schools, Inc. Project), Series 2021-A, 5.00% 12/1/2051 ¹	1,620	1,384
Build NYC Resource Corp., Rev. Bonds (Friends of Hellenic Classical Charter Schools, Inc. Project), Series 2021-A, 5.00% 12/1/2055 ¹	1,430	1,203

American High-Income Municipal Bond Fund (continued)

Bonds, notes & other debt instruments (continued)	Principal amount (000)	Value (000)
New York (continued)		
Build NYC Resource Corp., Rev. Bonds (New World Preparatory Charter School Project), Series 2021-A, 4.00% 6/15/2031 ¹	USD350	\$ 328
Build NYC Resource Corp., Rev. Bonds (New World Preparatory Charter School Project), Series 2021-A, 4.00% 6/15/2041 ¹	610	493
Build NYC Resource Corp., Rev. Bonds (New World Preparatory Charter School Project), Series 2021-A, 4.00% 6/15/2051 ¹	635	463
Build NYC Resource Corp., Rev. Bonds (New World Preparatory Charter School Project), Series 2021-A, 4.00% 6/15/2056 ¹	530	374
Build NYC Resource Corp., Rev. Bonds (Shefa School Project), Series 2021-A, 2.50% 6/15/2031 ¹	500	423
Build NYC Resource Corp., Rev. Bonds (Shefa School Project), Series 2021-A, 5.00% 6/15/2051 ¹	2,000	1,759
Build NYC Resource Corp., Rev. Ref. Bonds (Albert Einstein School of Medicine, Inc. Project), Series 2015, 5.50% 9/1/2045 ¹	12,575	12,588
Build NYC Resource Corp., Rev. Ref. Bonds (Brooklyn Navy Yard Cogeneration Partners, LP Project), Series 2019, AMT, 5.00% 12/31/2028 ¹	10,485	9,929
Build NYC Resource Corp., Solid Waste Disposal Rev. Bonds (Pratt Paper (NY), Inc. Project), Series 2014, AMT, 5.00% 1/1/2035 ¹	3,495	3,512
Convention Center Dev. Corp., Rev. Bonds (Hotel Unit Fee Secured), Capital Appreciation Bonds, Series 2016-B, BAM insured, 0% 11/15/2039	4,000	2,089
Convention Center Dev. Corp., Rev. Bonds (Hotel Unit Fee Secured), Capital Appreciation Bonds, Series 2016-B, BAM insured, 0% 11/15/2045	8,135	2,955
Convention Center Dev. Corp., Rev. Bonds (Hotel Unit Fee Secured), Capital Appreciation Bonds, Series 2016-B, BAM insured, 0% 11/15/2046	3,445	1,177
Convention Center Dev. Corp., Rev. Bonds (Hotel Unit Fee Secured), Capital Appreciation Bonds, Series 2016-B, Assured Guaranty Municipal insured, 0% 11/15/2048	5,050	1,539
Convention Center Dev. Corp., Rev. Bonds (Hotel Unit Fee Secured), Capital Appreciation Bonds, Series 2016-A, 0% 11/15/2049	4,020	1,158
Convention Center Dev. Corp., Rev. Bonds (Hotel Unit Fee Secured), Capital Appreciation Bonds, Series 2016-B, BAM insured, 0% 11/15/2055	4,265	889
Convention Center Dev. Corp., Rev. Bonds (Hotel Unit Fee Secured), Capital Appreciation Bonds, Series 2016-B, BAM insured, 0% 11/15/2056	3,950	783
Dormitory Auth., Mortgage Hospital Rev. Bonds (Maimonides Medical Center), Series 2020, FHA insured, 3.00% 2/1/2050	10,550	7,883
Dormitory Auth., Rev. Bonds (Catholic Health System Obligated Group), Series 2019-A, 4.00% 7/1/2037	1,860	1,446
Dormitory Auth., Rev. Bonds (Catholic Health System Obligated Group), Series 2019-A, 4.00% 7/1/2038	1,650	1,272
Dormitory Auth., Rev. Bonds (Catholic Health System Obligated Group), Series 2019-A, 4.00% 7/1/2045	4,640	3,279
Dormitory Auth., Rev. Bonds (Culinary Institute of America), Series 2013, 5.50% 7/1/2033	500	501
Dormitory Auth., Rev. Bonds (Langone Hospitals Obligated Group), Series 2020-A, 4.00% 7/1/2050	4,910	4,737
Dormitory Auth., Rev. Bonds (Montefiore Obligated Group), Series 2020-A, 4.00% 9/1/2045	900	830
Dormitory Auth., Rev. Bonds (Montefiore Obligated Group), Series 2020-A, 4.00% 9/1/2050	2,900	2,576
Dormitory Auth., Rev. Bonds (New School), Series 2022-A, 4.00% 7/1/2047	1,235	1,187
Dormitory Auth., Rev. Bonds (Orange Regional Medical Center Obligated Group), Series 2015, 5.00% 12/1/2033 ¹	1,200	1,202
Dormitory Auth., Rev. Bonds (Orange Regional Medical Center Obligated Group), Series 2015, 5.00% 12/1/2034 ¹	1,200	1,202
Dormitory Auth., Rev. Bonds (Orange Regional Medical Center Obligated Group), Series 2017, 5.00% 12/1/2034 ¹	1,000	960
Dormitory Auth., Rev. Bonds (Orange Regional Medical Center Obligated Group), Series 2015, 5.00% 12/1/2035 ¹	1,000	1,001
Dormitory Auth., State Personal Income Tax Rev. Bonds (General Purpose), Series 2020-A, 3.00% 3/15/2041	9,000	7,920
Dormitory Auth., State Personal Income Tax Rev. Bonds (General Purpose), Series 2021-E, 3.00% 3/15/2051	2,750	2,194
Environmental Facs. Corp., Solid Waste Disposal Rev. Bonds (Casella Waste Systems, Inc. Project), Series 2017, AMT, 2.875% 12/1/2044 (put 12/3/2029) ¹	4,750	4,298
Environmental Facs. Corp., Solid Waste Disposal Rev. Bonds (Casella Waste Systems, Inc. Project), Series 2014-R-2, AMT, 3.125% 12/1/2044 (put 6/1/2026) ¹	2,500	2,406
Environmental Facs. Corp., Solid Waste Disposal Rev. Bonds (Casella Waste Systems, Inc. Project), Series 2020-R-1, 2.75% 9/1/2050 (put 9/2/2025)	2,125	2,056
Environmental Facs. Corp., Solid Waste Disposal Rev. Bonds (Casella Waste Systems, Inc. Project), Series 2022-R-2, AMT, 5.125% 9/1/2050 (put 9/3/2030) ¹	5,875	5,988
Genesee County Funding Corp., Rev. Bonds (Rochester Regional Health Project), Series 2022-A, 5.25% 12/1/2052	635	669
Glen Cove Local Econ. Assistance Corp., Rev. Bonds (Garvies Point Public Improvement Project), Convertible Capital Appreciation Bonds, Series 2016-C, 5.625% 1/1/2055	16,320	14,897
Housing Fin. Agcy., Affordable Housing Rev. Green Bonds, Series 2019-I, 1.75% 5/1/2024	560	557

American High-Income Municipal Bond Fund (continued)

Bonds, notes & other debt instruments (continued)	Principal amount (000)	Value (000)
New York (continued)		
Town of Huntington Local Dev. Corp., Rev. Bonds (Gurwin Independent Housing, Inc. / Fountaingate Gardens Project), Series 2021-A, 5.25% 7/1/2056	USD3,685	\$ 2,933
Jefferson County Civic Fac. Dev. Corp., Rev. Bonds (Samaritan Medical Center Project), Series 2017-A, 4.00% 11/1/2042	2,080	1,616
Jefferson County Civic Fac. Dev. Corp., Rev. Bonds (Samaritan Medical Center Project), Series 2017-A, 4.00% 11/1/2047	2,625	1,908
Liberty Dev. Corp., Liberty Rev. Ref. Bonds (3 World Trade Center Project), Series 2014, Class 2, 5.375% 11/15/2040 ¹	1,000	1,001
Liberty Dev. Corp., Liberty Rev. Ref. Green Bonds (4 World Trade Center Project), Series 2021-A, 2.875% 11/15/2046	9,880	7,607
Liberty Dev. Corp., Liberty Rev. Ref. Green Bonds (4 World Trade Center Project), Series 2021-A, 3.00% 11/15/2051	14,535	10,889
Liberty Dev. Corp., Liberty Rev. Ref. Green Bonds (4 World Trade Center Project), Series 2021-A, BAM insured, 3.00% 11/15/2051	2,000	1,530
Metropolitan Transportation Auth., Transportation Rev. Bonds, Series 2021-A-2, 4.00% 11/15/2043	1,670	1,641
Metropolitan Transportation Auth., Transportation Rev. Bonds, Series 2012-C, 5.00% 11/15/2043	1,565	1,565
Metropolitan Transportation Auth., Transportation Rev. Bonds, Series 2015-A-2, 5.00% 11/15/2045 (put 5/15/2030)	6,950	7,512
Metropolitan Transportation Auth., Transportation Rev. Green Bonds, Series 2020-D-1, 5.00% 11/15/2043	1,000	1,063
Metropolitan Transportation Auth., Transportation Rev. Green Bonds, Series 2020-D, 5.00% 11/15/2045	4,500	4,769
Metropolitan Transportation Auth., Transportation Rev. Green Bonds, Series 2021-A-1, 4.00% 11/15/2046	3,220	3,108
Metropolitan Transportation Auth., Transportation Rev. Green Bonds, Series 2020-D-2, 4.00% 11/15/2048	1,000	955
Metropolitan Transportation Auth., Transportation Rev. Green Bonds, Series 2020-D-3, 4.00% 11/15/2049	10,430	9,910
Metropolitan Transportation Auth., Transportation Rev. Green Bonds, Series 2020-C-1, 5.00% 11/15/2050	6,540	6,862
Metropolitan Transportation Auth., Transportation Rev. Green Bonds, Series 2020-C-1, 5.25% 11/15/2055	4,215	4,468
Metropolitan Transportation Auth., Transportation Rev. Ref. Green Bonds, Series 2017-A-2, 5.00% 11/15/2026	2,365	2,497
Metropolitan Transportation Auth., Transportation Rev. Ref. Green Bonds, Series 2017-B, 5.00% 11/15/2026	1,315	1,389
Metropolitan Transportation Auth., Transportation Rev. Ref. Green Bonds, Series 2017-C-1, 5.00% 11/15/2028	1,890	2,041
Metropolitan Transportation Auth., Transportation Rev. Ref. Green Bonds, Series 2020-E, 5.00% 11/15/2032	930	1,043
Metropolitan Transportation Auth., Transportation Rev. Ref. Green Bonds, Series 2020-E, 4.00% 11/15/2045	620	602
Monroe County Industrial Dev. Corp., Rev. Bonds (Rochester Regional Health Project), Series 2020-A, 3.00% 12/1/2040	2,205	1,692
New York City G.O. Bonds, Series 2020-D-1, 4.00% 3/1/2050	2,500	2,471
New York City G.O. Bonds, Series 2022-A-1, 3.00% 8/1/2050	3,010	2,359
New York City Housing Dev. Corp., Housing Impact Green Bonds, Series 2020-A, 2.80% 2/1/2050	2,500	1,860
New York City Housing Dev. Corp., Multi Family Housing Rev. Bonds (8 Spruce Street), Series 2014-E, 3.50% 2/15/2048	1,600	1,588
New York City Housing Dev. Corp., Multi Family Housing Rev. Bonds (8 Spruce Street), Series 2014-F, 4.50% 2/15/2048	4,425	4,376
New York City Housing Dev. Corp., Multi Family Housing Rev. Green Bonds (Sustainable Dev. Bonds), Series 2021-F-1, 2.25% 11/1/2041	2,000	1,465
New York City Industrial Dev. Agcy., PILOT Rev. Ref. Bonds (Queens Baseball Stadium Project), Series 2021-A, Assured Guaranty Municipal insured, 3.00% 1/1/2046	3,875	3,060
New York City Industrial Dev. Agcy., PILOT Rev. Ref. Bonds (Yankee Stadium Project), Series 2020-A, Assured Guaranty Municipal insured, 3.00% 3/1/2039	1,500	1,316
New York City Industrial Dev. Agcy., PILOT Rev. Ref. Bonds (Yankee Stadium Project), Series 2020-A, Assured Guaranty Municipal insured, 3.00% 3/1/2040	4,000	3,432
New York City Industrial Dev. Agcy., PILOT Rev. Ref. Bonds (Yankee Stadium Project), Series 2020-A, Assured Guaranty Municipal insured, 4.00% 3/1/2045	5,350	5,284
New York City Industrial Dev. Agcy., PILOT Rev. Ref. Bonds (Yankee Stadium Project), Series 2020-A, Assured Guaranty Municipal insured, 3.00% 3/1/2049	1,810	1,398
New York City Municipal Water Fin. Auth., Water and Sewer System Second General Resolution Rev. Bonds, Series 2021-AA-1, 4.00% 6/15/2051	2,000	1,983
New York City Municipal Water Fin. Auth., Water and Sewer System Second General Resolution Rev. Bonds, Series 2024-AA-1, 5.25% 6/15/2053	2,710	3,065
New York City Transitional Fin. Auth., Future Tax Secured Bonds, Series 2020-B-1, 4.00% 11/1/2042	1,000	1,001
Niagara Area Dev. Corp., Rev. Bonds (Catholic Health System, Inc. Project), Series 2022, 5.00% 7/1/2052	6,020	4,843
Niagara Area Dev. Corp., Solid Waste Disposal Fac. Rev. Ref. Bonds (Covanta Project), Series 2018-B, 3.50% 11/1/2024 ¹	2,150	2,129
Niagara Area Dev. Corp., Solid Waste Disposal Fac. Rev. Ref. Bonds (Covanta Project), Series 2018-A, AMT, 4.75% 11/1/2042 ¹	15,790	13,909
Niagara Frontier Transportation Auth., Airport Rev. Ref. Bonds (Buffalo Niagara International Airport), Series 2014-A, AMT, 5.00% 4/1/2029	1,200	1,201

American High-Income Municipal Bond Fund (continued)

Bonds, notes & other debt instruments (continued)	Principal amount (000)	Value (000)
New York (continued)		
County of Onondaga, Resource Recovery Agcy., Rev. Ref. Bonds, Series 2015-A, AMT, Assured Guaranty Municipal insured, 5.00% 5/1/2030	USD1,490	\$ 1,514
County of Rockland, G.O. Bonds, Series 2014-A, Assured Guaranty Municipal insured, 5.00% 3/1/2024	300	300
Suffolk County Econ. Dev. Corp., Rev. Bonds (Peconic Landing at Southold, Inc. Project), Series 2019-B, 5.00% 12/1/2040	1,000	982
Sullivan County Infrastructure Local Dev. Corp., Rev. Bonds (Adelaar Infrastructure Project), Series 2016-E-1, 4.85% 11/1/2031 ¹	3,565	3,460
Sullivan County Infrastructure Local Dev. Corp., Rev. Bonds (Adelaar Infrastructure Project), Series 2016-E-2, 5.35% 11/1/2049 ¹	16,135	15,034
Thruway Auth., Personal Income Tax Rev. Bonds, Series 2022-A-1, 4.00% 3/15/2050	2,500	2,494
Thruway Auth., Personal Income Tax Rev. Bonds, Series 2022-A-1, 4.00% 3/15/2051	3,000	2,986
Thruway Auth., Personal Income Tax Rev. Bonds, Series 2021-A-1, 4.00% 3/15/2052	2,500	2,484
Thruway Auth., Personal Income Tax Rev. Bonds, Series 2021-A-1, 4.00% 3/15/2056	3,870	3,817
Tompkins County Dev. Corp., Continuing Care Retirement Community Rev. Bonds (Kendal at Ithaca, Inc. Project), Series 2014-A, 5.00% 7/1/2034	700	702
Tompkins County Dev. Corp., Rev. Bonds (Tompkins Cortland Community College Foundation, Inc. Project), Series 2013-A, 5.00% 7/1/2021 ⁶	1,000	350
Tompkins County Dev. Corp., Rev. Bonds (Tompkins Cortland Community College Foundation, Inc. Project), Series 2013-A, 5.00% 7/1/2027 ⁶	1,805	632
Tompkins County Dev. Corp., Rev. Bonds (Tompkins Cortland Community College Foundation, Inc. Project), Series 2013-A, 5.00% 7/1/2032 ⁶	2,345	821
Tompkins County Dev. Corp., Rev. Bonds (Tompkins Cortland Community College Foundation, Inc. Project), Series 2013-A, 5.00% 7/1/2038 ⁶	1,370	480
Transportation Dev. Corp., Fac. Rev. Bonds (New York State Thruway Service Areas Project), Series 2021, AMT, 4.00% 10/31/2046	2,750	2,427
Transportation Dev. Corp., Fac. Rev. Bonds (New York State Thruway Service Areas Project), Series 2021, AMT, 4.00% 4/30/2053	4,880	4,096
Transportation Dev. Corp., Special Fac. Rev. Bonds (American Airlines, Inc. John F. Kennedy International Airport Project), Series 2021, AMT, 2.25% 8/1/2026	16,030	15,416
Transportation Dev. Corp., Special Fac. Rev. Bonds (American Airlines, Inc. John F. Kennedy International Airport Project), Series 2021, AMT, 3.00% 8/1/2031	6,930	6,365
Transportation Dev. Corp., Special Fac. Rev. Bonds (American Airlines, Inc. John F. Kennedy International Airport Project), Series 2020, AMT, 5.25% 8/1/2031	7,780	8,186
Transportation Dev. Corp., Special Fac. Rev. Bonds (American Airlines, Inc. John F. Kennedy International Airport Project), Series 2020, AMT, 5.375% 8/1/2036	5,710	5,950
Transportation Dev. Corp., Special Fac. Rev. Bonds (Terminal Four John F. Kennedy International Airport Project), Series 2020-A, AMT, 5.00% 12/1/2026	1,200	1,244
Transportation Dev. Corp., Special Fac. Rev. Bonds (Terminal Four John F. Kennedy International Airport Project), Series 2022, AMT, 5.00% 12/1/2036	1,000	1,084
Transportation Dev. Corp., Special Fac. Rev. Bonds (Terminal Four John F. Kennedy International Airport Project), Series 2020-A, AMT, 5.00% 12/1/2037	705	743
Transportation Dev. Corp., Special Fac. Rev. Bonds (Terminal Four John F. Kennedy International Airport Project), Series 2020-C, 5.00% 12/1/2038	1,025	1,096
Transportation Dev. Corp., Special Fac. Rev. Bonds (Terminal Four John F. Kennedy International Airport Project), Series 2022, AMT, 5.00% 12/1/2038	1,700	1,816
Transportation Dev. Corp., Special Fac. Rev. Bonds (Terminal Four John F. Kennedy International Airport Project), Series 2020-A, AMT, 4.00% 12/1/2039	1,100	1,065
Transportation Dev. Corp., Special Fac. Rev. Bonds (Terminal Four John F. Kennedy International Airport Project), Series 2022, AMT, 5.00% 12/1/2040	1,290	1,364
Transportation Dev. Corp., Special Fac. Rev. Bonds (Terminal Four John F. Kennedy International Airport Project), Series 2022, AMT, 5.00% 12/1/2041	1,735	1,826
Transportation Dev. Corp., Special Fac. Rev. Bonds (Terminal Four John F. Kennedy International Airport Project), Series 2020-A, AMT, 4.00% 12/1/2042	1,780	1,672
Transportation Dev. Corp., Special Fac. Rev. Bonds (Terminal Four John F. Kennedy International Airport Project), Series 2020-C, 4.00% 12/1/2042	2,800	2,714
Transportation Dev. Corp., Special Fac. Rev. Bonds (Terminal Four John F. Kennedy International Airport Project), Series 2022, AMT, 5.00% 12/1/2042	1,000	1,048
Transportation Dev. Corp., Special Fac. Rev. Ref. Bonds (American Airlines, Inc. John F. Kennedy International Airport Project), Series 2016, AMT, 5.00% 8/1/2026	10,880	10,883

American High-Income Municipal Bond Fund (continued)

Bonds, notes & other debt instruments (continued)

	Principal amount (000)	Value (000)
New York (continued)		
Transportation Dev. Corp., Special Fac. Rev. Ref. Bonds (American Airlines, Inc. John F. Kennedy International Airport Project), Series 2016, AMT, 5.00% 8/1/2031	USD34,155	\$34,156
Transportation Dev. Corp., Special Facs. Bonds (LaGuardia Airport Terminal B Redev. Project), Series 2016-A, AMT, 4.00% 7/1/2032	2,000	1,962
Transportation Dev. Corp., Special Facs. Bonds (LaGuardia Airport Terminal B Redev. Project), Series 2016-A, AMT, 4.00% 7/1/2033	4,500	4,404
Transportation Dev. Corp., Special Facs. Bonds (LaGuardia Airport Terminal B Redev. Project), Series 2016-A, AMT, 4.00% 7/1/2046	4,375	3,983
Transportation Dev. Corp., Special Facs. Bonds (LaGuardia Airport Terminal B Redev. Project), Series 2016-A, AMT, 5.00% 7/1/2046	3,500	3,500
Transportation Dev. Corp., Special Facs. Bonds (LaGuardia Airport Terminal B Redev. Project), Series 2016-A, AMT, 5.25% 1/1/2050	24,515	24,538
Transportation Dev. Corp., Special Facs. Rev. Bonds (Delta Air Lines, Inc. LaGuardia Airport Terminals C & D Redev. Project), Series 2018, AMT, 5.00% 1/1/2027	3,000	3,083
Transportation Dev. Corp., Special Facs. Rev. Bonds (Delta Air Lines, Inc. LaGuardia Airport Terminals C & D Redev. Project), Series 2018, AMT, 5.00% 1/1/2029	2,320	2,398
Transportation Dev. Corp., Special Facs. Rev. Bonds (Delta Air Lines, Inc. LaGuardia Airport Terminals C & D Redev. Project), Series 2018, AMT, 5.00% 1/1/2030	3,700	3,818
Transportation Dev. Corp., Special Facs. Rev. Bonds (Delta Air Lines, Inc. LaGuardia Airport Terminals C & D Redev. Project), Series 2020, AMT, 4.00% 10/1/2030	4,710	4,710
Transportation Dev. Corp., Special Facs. Rev. Bonds (Delta Air Lines, Inc. LaGuardia Airport Terminals C & D Redev. Project), Series 2018, AMT, 5.00% 1/1/2031	8,070	8,325
Transportation Dev. Corp., Special Facs. Rev. Bonds (Delta Air Lines, Inc. LaGuardia Airport Terminals C & D Redev. Project), Series 2018, AMT, 5.00% 1/1/2032	7,700	7,942
Transportation Dev. Corp., Special Facs. Rev. Bonds (Delta Air Lines, Inc. LaGuardia Airport Terminals C & D Redev. Project), Series 2018, AMT, 5.00% 1/1/2033	12,500	12,889
Transportation Dev. Corp., Special Facs. Rev. Bonds (Delta Air Lines, Inc. LaGuardia Airport Terminals C & D Redev. Project), Series 2018, AMT, 5.00% 1/1/2034	9,305	9,590
Transportation Dev. Corp., Special Facs. Rev. Bonds (Delta Air Lines, Inc. LaGuardia Airport Terminals C & D Redev. Project), Series 2023, AMT, 6.00% 4/1/2035	25,745	28,938
Transportation Dev. Corp., Special Facs. Rev. Bonds (Delta Air Lines, Inc. LaGuardia Airport Terminals C & D Redev. Project), Series 2018, AMT, 4.00% 1/1/2036	6,365	6,258
Transportation Dev. Corp., Special Facs. Rev. Bonds (Delta Air Lines, Inc. LaGuardia Airport Terminals C & D Redev. Project), Series 2018, AMT, 5.00% 1/1/2036	3,000	3,079
Transportation Dev. Corp., Special Facs. Rev. Bonds (Delta Air Lines, Inc. LaGuardia Airport Terminals C & D Redev. Project), Series 2023, AMT, 5.625% 4/1/2040	10,945	11,877
Transportation Dev. Corp., Special Facs. Rev. Bonds (Delta Air Lines, Inc. LaGuardia Airport Terminals C & D Redev. Project), Series 2020, AMT, 5.00% 10/1/2040	8,245	8,440
Transportation Dev. Corp., Special Facs. Rev. Bonds (Delta Air Lines, Inc. LaGuardia Airport Terminals C & D Redev. Project), Series 2020, AMT, 4.375% 10/1/2045	21,015	20,560
Transportation Dev. Corp., Special Facs. Rev. Green Bonds (John. F. Kennedy International Airport New Terminal One Project), Series 2023, AMT, Assured Guaranty Municipal insured, 5.50% 6/30/2042	2,500	2,776
Transportation Dev. Corp., Special Facs. Rev. Green Bonds (John. F. Kennedy International Airport New Terminal One Project), Series 2023, AMT, Assured Guaranty Municipal insured, 5.50% 6/30/2043	2,250	2,488
Transportation Dev. Corp., Special Facs. Rev. Green Bonds (John. F. Kennedy International Airport New Terminal One Project), Series 2023, AMT, Assured Guaranty Municipal insured, 5.00% 6/30/2049	2,495	2,620
Transportation Dev. Corp., Special Facs. Rev. Green Bonds (John. F. Kennedy International Airport New Terminal One Project), Series 2023, AMT, 6.00% 6/30/2054	4,000	4,418
Transportation Dev. Corp., Special Facs. Rev. Green Bonds (John. F. Kennedy International Airport New Terminal One Project), Series 2023, AMT, Assured Guaranty Municipal insured, 5.125% 6/30/2060	13,250	13,872
Triborough Bridge and Tunnel Auth., General Rev. Bonds (MTA Bridges and Tunnels), Series 2020-A, 4.00% 11/15/2054	2,000	1,953
Urban Dev. Corp., State Personal Income Tax Rev. Bonds (General Purpose), Series 2019-A, 5.00% 3/15/2039	1,500	1,605
Urban Dev. Corp., State Personal Income Tax Rev. Bonds (General Purpose), Series 2020-C, 3.00% 3/15/2040	2,000	1,773
Urban Dev. Corp., State Personal Income Tax Rev. Bonds (General Purpose), Series 2020-E, 3.00% 3/15/2047	6,445	5,252
Urban Dev. Corp., State Personal Income Tax Rev. Bonds (General Purpose), Series 2020-A, 4.00% 3/15/2049	360	355
Urban Dev. Corp., State Personal Income Tax Rev. Bonds (General Purpose), Series 2020-C, 4.00% 3/15/2049	230	226

American High-Income Municipal Bond Fund (continued)

Bonds, notes & other debt instruments (continued)	Principal amount (000)	Value (000)
New York (continued)		
Urban Dev. Corp., State Personal Income Tax Rev. Bonds (General Purpose), Series 2020-E, 3.00% 3/15/2050	USD2,500	\$ 1,984
Urban Dev. Corp., State Personal Income Tax Rev. Bonds (General Purpose), Series 2023-A, 4.00% 3/15/2052	2,280	2,235
Urban Dev. Corp., State Sales Tax Rev. Bonds, Series 2021-A, 3.00% 3/15/2040	2,500	2,226
Westchester County Local Dev. Corp., Rev. Bonds (Purchase Housing Corp. II Project), Series 2017, 5.00% 6/1/2047	1,020	1,022
Westchester County Local Dev. Corp., Rev. Bonds (Senior Learning Community, Inc.), Series 2021-D, 2.875% 7/1/2026 ¹	5,200	5,136
Westchester County Local Dev. Corp., Rev. Bonds (Senior Learning Community, Inc.), Series 2021-A, 5.00% 7/1/2056 ¹	3,665	3,032
Westchester County Local Dev. Corp., Rev. Bonds (Westchester Medical Center Obligated Group Project), Series 2016, 5.00% 11/1/2046	5,350	5,080
Westchester County Local Dev. Corp., Rev. Ref. Bonds (The Bethel Methodist Home - The Knolls Project), Series 2020-A, 5.00% 7/1/2040	1,000	838
Westchester County Local Dev. Corp., Rev. Ref. Bonds (The Bethel Methodist Home - The Knolls Project), Series 2020-A, 5.125% 7/1/2055	1,100	855
Yonkers Econ. Dev. Corp., Educational Rev. Bonds (Lamartine/Warburton, LLC - Charter School of Educational Excellence Project), Series 2019-A, 4.00% 10/15/2029	400	392
Yonkers Econ. Dev. Corp., Educational Rev. Bonds (Lamartine/Warburton, LLC - Charter School of Educational Excellence Project), Series 2019-A, 5.00% 10/15/2039	420	421
Yonkers Econ. Dev. Corp., Educational Rev. Bonds (Lamartine/Warburton, LLC - Charter School of Educational Excellence Project), Series 2019-A, 5.00% 10/15/2054	930	872
		<u>683,924</u>
North Carolina 0.24%		
City of Charlotte, Charlotte Douglas International Airport, Airport Rev. Bonds, Series 2021-B, AMT, 5.00% 7/1/2025	1,345	1,375
City of Charlotte, Charlotte Douglas International Airport, Airport Rev. Bonds, Series 2022-A, AMT, 3.00% 7/1/2046	3,000	2,398
City of Charlotte, Charlotte Douglas International Airport, Airport Rev. Bonds, Series 2021-B, AMT, 4.00% 7/1/2051	2,500	2,358
Educational Assistance Auth., Student Loan Rev. Bonds, Series 2020-A, AMT, 3.125% 6/1/2039	20	19
Educational Assistance Auth., Student Loan Rev. Bonds, Series 2023-A, AMT, 5.00% 6/1/2043	860	884
Housing Fin. Agcy., Home Ownership Rev. Bonds (1998 Trust Agreement), Series 53-A, 6.25% 1/1/2055	2,500	2,761
Medical Care Commission, Health Care Facs. First Mortgage Rev. Bonds (Lutheran Services for the Aging), Series 2021-A, 4.00% 3/1/2041	500	416
Medical Care Commission, Health Care Facs. First Mortgage Rev. Bonds (Lutheran Services for the Aging), Series 2021-A, 4.00% 3/1/2051	2,500	1,843
Medical Care Commission, Health Care Facs. First Mortgage Rev. Bonds (The Presbyterian Homes Obligated Group), Series 2020-A, 5.00% 10/1/2045	1,500	1,536
Medical Care Commission, Health Care Facs. First Mortgage Rev. Ref. Bonds (Pennybyrn at Maryfield), Series 2015, 5.00% 10/1/2030	1,900	1,888
Medical Care Commission, Retirement Facs. First Mortgage Bonds (Pennybyrn at Maryfield), Series 2020-A, 5.00% 10/1/2045	1,000	892
Medical Care Commission, Retirement Facs. First Mortgage Bonds (Pennybyrn at Maryfield), Series 2020-A, 5.00% 10/1/2050	2,500	2,172
Medical Care Commission, Retirement Facs. First Mortgage Rev. and Rev. Ref. Bonds (Plantation Village, Inc.), Series 2021-A, 4.00% 1/1/2041	1,030	894
Medical Care Commission, Retirement Facs. First Mortgage Rev. and Rev. Ref. Bonds (Plantation Village, Inc.), Series 2021-A, 4.00% 1/1/2052	4,095	3,147
Medical Care Commission, Retirement Facs. First Mortgage Rev. Bonds (Carolina Village Project), Series 2017-B, 5.00% 4/1/2047	5,230	4,435
Medical Care Commission, Retirement Facs. First Mortgage Rev. Bonds (Lutheran Retirement Ministries Project), Series 2019-A, 5.00% 1/1/2049	1,300	1,236
		<u>28,254</u>

American High-Income Municipal Bond Fund (continued)

Bonds, notes & other debt instruments (continued)	Principal amount (000)	Value (000)
North Dakota 0.14%		
City of Grand Forks, Health Care System Rev. Bonds, Series 2021, Assured Guaranty Municipal insured, 3.00% 12/1/2046	USD6,680	\$ 5,173
County of Grand Forks, Solid Waste Disposal Fac. Rev. Green Bonds (Red River Biorefinery, LLC Project), Series 2021-A, AMT, 6.625% 12/15/2031 ^{1,6}	2,625	79
Housing Fin. Agcy., Housing Fin. Program Bonds (Home Mortgage Fin. Program), Series 2021-A, 3.00% 1/1/2052	810	785
Housing Fin. Agcy., Housing Fin. Program Bonds (Home Mortgage Fin. Program), Series 2023-D, 5.75% 1/1/2054	1,355	1,453
County of Ward, Health Care Facs. Rev. Bonds (Trinity Obligated Group), Series 2017-C, 5.00% 6/1/2038	1,500	1,385
County of Ward, Health Care Facs. Rev. Bonds (Trinity Obligated Group), Series 2017-C, 5.00% 6/1/2043	6,500	5,725
County of Ward, Health Care Facs. Rev. Bonds (Trinity Obligated Group), Series 2017-C, 5.00% 6/1/2053	2,015	1,637
		<u>16,237</u>
Ohio 3.33%		
Air Quality Dev. Auth., Air Quality Dev. Rev. Ref. Bonds (Duke Energy Corp. Project), Series 2022-B, 4.00% 9/1/2030 (put 6/1/2027)	2,500	2,518
Air Quality Dev. Auth., Air Quality Dev. Rev. Ref. Bonds (Duke Energy Corp. Project), Series 2022-B, AMT, 4.25% 11/1/2039 (put 6/1/2027)	10,585	10,698
Air Quality Dev. Auth., Air Quality Rev. Bonds (Ohio Valley Electric Corp. Project), Series 2009-C, 1.50% 2/1/2026 (put 11/4/2025)	4,110	3,820
Air Quality Dev. Auth., Air Quality Rev. Bonds (Ohio Valley Electric Corp. Project), Series 2009-A, 2.875% 2/1/2026	3,810	3,671
Air Quality Dev. Auth., Air Quality Rev. Bonds (Ohio Valley Electric Corp. Project), Series 2009-D, 2.875% 2/1/2026	9,160	8,826
Air Quality Dev. Auth., Air Quality Rev. Ref. Bonds (American Electric Co. Project), Series 2014-B, AMT, 2.60% 6/1/2041 (put 10/1/2029)	1,000	892
Air Quality Dev. Auth., Air Quality Rev. Ref. Bonds (American Electric Co. Project), Series 2007-B, AMT, 2.50% 11/1/2042 (put 10/1/2029)	2,500	2,217
Air Quality Dev. Auth., Air Quality Rev. Ref. Bonds (Ohio Valley Electric Corp. Project), Series 2019-A, 3.25% 9/1/2029	9,390	9,022
Air Quality Dev. Auth., Exempt Facs. Rev. Bonds (AMG Vanadium Project), Series 2019, AMT, 5.00% 7/1/2049 ¹	28,400	25,853
Air Quality Dev. Auth., Exempt Facs. Rev. Bonds (Pratt Paper (OH), LLC Project), Series 2017, AMT, 4.25% 1/15/2038 ¹	3,575	3,490
Air Quality Dev. Auth., Exempt Facs. Rev. Bonds (Pratt Paper (OH), LLC Project), Series 2017, AMT, 4.50% 1/15/2048 ¹	5,250	5,006
County of Allen, Hospital Facs. Rev. Bonds (Bon Secours Mercy Health, Inc.), Series 2020-A, 4.00% 12/1/2040	1,200	1,206
Buckeye Tobacco Settlement Fncg. Auth., Tobacco Settlement Asset-Backed Rev. Ref. Bonds, Series 2020-A-2, 5.00% 6/1/2034	2,200	2,401
Buckeye Tobacco Settlement Fncg. Auth., Tobacco Settlement Asset-Backed Rev. Ref. Bonds, Series 2020-A-2, 4.00% 6/1/2048	3,960	3,663
Buckeye Tobacco Settlement Fncg. Auth., Tobacco Settlement Asset-Backed Rev. Ref. Bonds, Series 2020-B-2, 5.00% 6/1/2055	1,760	1,664
Buckeye Tobacco Settlement Fncg. Auth., Tobacco Settlement Asset-Backed Rev. Ref. Bonds, Capital Appreciation Bonds, Series 2020-B-3, 0% 6/1/2057	125,220	12,844
County of Butler, Hospital Facs. Rev. Bonds (UC Health), Series 2016, 5.00% 11/15/2045	1,000	980
County of Butler, Hospital Facs. Rev. Ref. Bonds (UC Health), Series 2017, 4.00% 11/15/2034	2,115	2,065
County of Butler, Hospital Facs. Rev. Ref. Bonds (UC Health), Series 2017, 4.00% 11/15/2035	1,000	968
City of Centerville, Health Care Improvement and Rev. Ref. Bonds, Series 2017, 5.25% 11/1/2037	4,250	4,168
City of Centerville, Health Care Improvement and Rev. Ref. Bonds, Series 2017, 5.25% 11/1/2047	7,195	6,507
City of Centerville, Health Care Improvement and Rev. Ref. Bonds, Series 2017, 5.25% 11/1/2050	2,400	2,132
Cleveland-Cuyahoga Port Auth., Tax Increment Fncg. Rev. and Rev. Ref. Bonds (Flats East Bank Project), Series 2021-A, 4.00% 12/1/2055 ¹	13,210	10,958
Cleveland-Cuyahoga Port Auth., Tax Increment Fncg. Rev. and Rev. Ref. Bonds (Flats East Bank Project), Series 2021-B, 4.50% 12/1/2055 ¹	10,155	8,722
Columbus-Franklin County Fin. Auth., Public Infrastructure Rev. Bonds (Bridge Park D Block Project), Series 2019-A-A, 5.00% 12/1/2051	8,085	7,916
County of Cuyahoga, Hospital Rev. Bonds (MetroHealth System), Series 2017, 5.25% 2/15/2047	4,880	4,924
County of Cuyahoga, Hospital Rev. Bonds (MetroHealth System), Series 2017, 5.00% 2/15/2052	2,250	2,251
County of Franklin, Health Care Facs. Rev. Bonds (Ohio Living Communities), Series 2020-B, 4.00% 7/1/2045	1,000	788
County of Franklin, Health Care Facs. Rev. Bonds (OPRS Communities), Series 2016-C, 5.00% 7/1/2038	3,000	2,910
County of Franklin, Health Care Facs. Rev. Ref. and Improvement Bonds (Wesley Communities Obligated Group), Series 2020, 5.25% 11/15/2040	2,905	2,723
County of Franklin, Health Care Facs. Rev. Ref. and Improvement Bonds (Wesley Communities Obligated Group), Series 2020, 5.25% 11/15/2055	8,455	7,387
County of Franklin, Health Care Facs. Rev. Ref. Bonds (Ohio Living Communities), Series 2022, 4.00% 7/1/2040	5,790	4,881

American High-Income Municipal Bond Fund (continued)

Bonds, notes & other debt instruments (continued)	Principal amount (000)	Value (000)
Ohio (continued)		
Port of Greater Cincinnati Dev. Auth., Education Rev. Bonds (IPS Cincinnati, LLC - Idea Greater Cincinnati, Inc. Projects), Series 2021, 4.375% 6/15/2056 (put 6/15/2026)	USD4,680	\$ 4,541
County of Hamilton, Healthcare Improvement and Rev. Ref. Bonds (Life Enriching Communities Project), Series 2016, 5.00% 1/1/2031	4,360	4,404
County of Hamilton, Healthcare Improvement and Rev. Ref. Bonds (Life Enriching Communities Project), Series 2016, 5.00% 1/1/2046	3,870	3,625
County of Hamilton, Healthcare Improvement and Rev. Ref. Bonds (Life Enriching Communities Project), Series 2016, 5.00% 1/1/2051	6,145	5,611
County of Hamilton, Healthcare Rev. Bonds (Life Enriching Communities Project), Series 2023-A, 5.25% 1/1/2038	1,000	1,018
County of Hamilton, Healthcare Rev. Bonds (Life Enriching Communities Project), Series 2023-A, 5.50% 1/1/2043	750	768
County of Hamilton, Healthcare Rev. Bonds (Life Enriching Communities Project), Series 2017-A, 5.00% 1/1/2047	2,560	2,337
County of Hamilton, Healthcare Rev. Bonds (Life Enriching Communities Project), Series 2017-A, 5.00% 1/1/2052	1,125	1,002
County of Hamilton, Healthcare Rev. Bonds (Life Enriching Communities Project), Series 2023-A, 5.75% 1/1/2053	3,850	3,958
Healthcare Fac. Rev. Bonds (Otterbein Homes Obligated Group), Series 2021-B, 4.00% 7/1/2041	1,465	1,372
Healthcare Fac. Rev. Bonds (Otterbein Homes Obligated Group), Series 2021-B, 4.00% 7/1/2046	1,000	894
Higher Educational Facs. Commission, Healthcare Fac. Rev. Bonds (Ashtabula County Medical Center Obligated Group), Series 2022, 5.25% 1/1/2047	2,980	3,076
Higher Educational Facs. Commission, Healthcare Fac. Rev. Bonds (Ashtabula County Medical Center Obligated Group), Series 2022, 5.25% 1/1/2052	1,405	1,440
Higher Educational Facs. Commission, Healthcare Fac. Rev. Bonds (Judson Obligated Group 2020 Project), Series 2020-A, 5.00% 12/1/2042	2,250	2,149
Higher Educational Facs. Commission, Healthcare Fac. Rev. Bonds (Judson Obligated Group 2020 Project), Series 2020-A, 5.00% 12/1/2045	2,750	2,566
Higher Educational Facs. Commission, Healthcare Fac. Rev. Bonds (Judson Obligated Group 2020 Project), Series 2020-A, 5.00% 12/1/2050	6,525	5,901
Higher Educational Facs. Commission, Hospital Parking Rev. Bonds (University Circle, Inc. 2020 Project), Series 2020, 5.00% 1/15/2045	3,925	3,947
City of Hilliard, Hickory Chase Community Auth., Infrastructure Improvement Rev. Bonds (Hickory Chase Project), Series 2019-A, 5.00% 12/1/2040 ¹	2,260	2,106
City of Hilliard, Hickory Chase Community Auth., Infrastructure Improvement Rev. Bonds (Hickory Chase Project), Series 2019-B-1, 6.00% 12/1/2046 ¹	2,320	2,149
Hospital Rev. Bonds (Aultman Health Foundation), Series 2018, 5.00% 12/1/2028 ¹	6,000	6,027
Hospital Rev. Bonds (Aultman Health Foundation), Series 2018, 5.00% 12/1/2033 ¹	13,835	13,915
Hospital Rev. Bonds (Aultman Health Foundation), Series 2018, 5.00% 12/1/2038 ¹	6,750	6,499
Hospital Rev. Bonds (Aultman Health Foundation), Series 2018, 5.00% 12/1/2048 ¹	17,670	16,041
Hospital Rev. Bonds (University Hospitals Health System, Inc. Project), Series 2020-A, 3.00% 1/15/2045	5,000	3,903
Housing Fin. Agcy., Residential Mortgage Rev. Bonds (Mortgage-Backed Securities Program), Series 2023-B, 6.00% 3/1/2055	3,175	3,506
County of Lucas, Hospital Rev. Bonds (Promedica Healthcare Obligated Group), Series 2018-A, 5.25% 11/15/2048	34,900	33,082
County of Montgomery, Hospital Facs. Rev. Bonds (Dayton Children's Hospital), Series 2021, 4.00% 8/1/2051	3,000	2,821
County of Muskingum, Hospital Facs. Rev. Ref. Bonds (Genesis HealthCare System Obligated Group Project), Series 2013, 5.00% 2/15/2048	8,210	7,511
Private Activity Bonds (Portsmouth Bypass Project), Series 2015, AMT, Assured Guaranty Municipal insured, 5.00% 12/31/2039	120	120
Private Activity Bonds (Portsmouth Bypass Project), Series 2015, AMT, Assured Guaranty Municipal insured, 5.00% 6/30/2053	12,955	12,970
Southeastern Ohio Port Auth., Hospital Facs. Rev. Ref. and Improvement Bonds (Memorial Health System Obligated Group Project), Series 2015, 5.00% 12/1/2035	850	798
Southern Ohio Port Auth., Exempt Fac. Rev. Bonds (PureCycle Project), Series 2020-A, AMT, 6.25% 12/1/2025 ¹	7,870	5,947
Southern Ohio Port Auth., Exempt Fac. Rev. Bonds (PureCycle Project), Series 2020-A, AMT, 7.00% 12/1/2042 ¹	40,245	32,082
Toledo Hospital (The) 5.325% 11/15/2028	6,328	5,893
County of Washington, Hospital Facs. Rev. Bonds (Memorial Health System Obligated Group), Series 2022, 6.625% 12/1/2042	3,500	3,715
County of Washington, Hospital Facs. Rev. Bonds (Memorial Health System Obligated Group), Series 2022, 6.75% 12/1/2052	21,000	22,324
		398,089
Oklahoma 0.06%		
Dev. Fin. Auth., Health System Rev. Bonds (OU Medicine Project), Series 2018-B, 5.00% 8/15/2024	250	250
Dev. Fin. Auth., Health System Rev. Bonds (OU Medicine Project), Series 2018-B, 5.25% 8/15/2043	1,500	1,502
Dev. Fin. Auth., Health System Rev. Bonds (OU Medicine Project), Series 2018-B, 5.50% 8/15/2052	1,000	1,009

American High-Income Municipal Bond Fund (continued)

Bonds, notes & other debt instruments (continued)	Principal amount (000)	Value (000)
Oklahoma (continued)		
Dev. Fin. Auth., Rev. Bonds (Oklahoma Proton Center), Series 2021-A-1, 7.25% 9/1/2051 ¹	USD3,500	\$ 3,603
Dev. Fin. Auth., Rev. Bonds (Provident Education Resources, Inc. - Cross Village Student Housing Project), Series 2017-A, 5.00% 8/1/2037 ⁶	325	— ¹¹
Dev. Fin. Auth., Rev. Bonds (Provident Education Resources, Inc. - Cross Village Student Housing Project), Series 2017-A, 5.00% 8/1/2047 ⁶	1,132	2
Dev. Fin. Auth., Rev. Bonds (Provident Education Resources, Inc. - Cross Village Student Housing Project), Series 2017-A, 5.00% 8/1/2052 ⁶	586	1
Dev. Fin. Auth., Rev. Bonds (Provident Education Resources, Inc. - Cross Village Student Housing Project), Series 2017-A, 5.25% 8/1/2057 ⁶	2,054	3
Housing Fin. Agcy., Single Family Mortgage Rev. Bonds (Homeownership Loan Program), Series 2023-C, 6.00% 3/1/2054	790	873
Trustees of the Tulsa Municipal Airport Trust, Rev. Ref. Bonds (AMR Corp. Guaranteed), Series 2013-B, AMT, 5.50% 12/1/2035	520	520
		<u>7,763</u>
Oregon 0.43%		
Business Dev. Commission, Econ. Dev. Rev. Bonds (Red Rock Biofuels, LLC Clean Energy Project), Series 2017-A-248, AMT, 6.50% 4/1/2031 ^{1,6}	100	— ¹¹
County of Clackamas, Hospital Fac. Auth., Senior Living Rev. Bonds (Williamette View Project), Series 2017-A, 5.00% 11/15/2032	750	756
County of Clackamas, Hospital Fac. Auth., Senior Living Rev. Bonds (Williamette View Project), Series 2017-A, 5.00% 11/15/2052	2,750	2,508
County of Clackamas, Hospital Facs. Auth., Rev. Senior Living Bonds (Rose Villa, Inc. Obligated Group), Series 2020-A, 5.125% 11/15/2040	625	604
County of Clackamas, Hospital Facs. Auth., Rev. Senior Living Bonds (Rose Villa, Inc. Obligated Group), Series 2020-A, 5.25% 11/15/2050	1,000	922
County of Clackamas, Hospital Facs. Auth., Rev. Senior Living Bonds (Rose Villa, Inc. Obligated Group), Series 2020-A, 5.375% 11/15/2055	1,000	925
Facs. Auth., Rev. Ref. Bonds (Samaritan Health Services Project), Series 2020-A, 5.00% 10/1/2040	2,250	2,369
Health and Science University, Rev. Bonds, Series 2019-A, 3.00% 7/1/2049	6,570	5,093
County of Multnomah, Hospital Facs. Auth., Rev. and Rev. Ref. Green Bonds (Exempt Terwilliger Plaza - Parkview Project), Series 2021-A, 4.00% 12/1/2041	1,350	1,082
County of Multnomah, Hospital Facs. Auth., Rev. and Rev. Ref. Green Bonds (Exempt Terwilliger Plaza - Parkview Project), Series 2021-A, 4.00% 12/1/2051	5,170	3,670
County of Multnomah, Hospital Facs. Auth., Rev. and Rev. Ref. Green Bonds (Exempt Terwilliger Plaza - Parkview Project), Series 2021-A, 4.00% 12/1/2056	4,555	3,123
County of Polk, Hospital Fac. Auth., Rev. Bonds (Dallas Retirement Village Project), Series 2015-A, 5.125% 7/1/2035	3,580	3,578
County of Polk, Hospital Fac. Auth., Rev. Bonds (Dallas Retirement Village Project), Series 2015-A, 5.375% 7/1/2045	1,500	1,438
County of Polk, Hospital Fac. Auth., Rev. Bonds (Dallas Retirement Village Project), Series 2015-A, 5.50% 7/1/2050	5,080	4,849
County of Polk, Hospital Fac. Auth., Rev. Bonds (Dallas Retirement Village Project), Series 2020-A, 5.125% 7/1/2055	6,700	5,824
Port of Portland, Portland International Airport Rev. Bonds, Series 27-A, AMT, 4.00% 7/1/2050	7,315	6,923
Port of Portland, Portland International Airport Rev. Green Bonds, Series 29, AMT, 5.00% 7/1/2029	1,310	1,426
Port of Portland, Portland International Airport Rev. Ref. Green Bonds, Series 29, AMT, 5.50% 7/1/2048	1,000	1,106
City of Salem, Hospital Fac. Auth., Rev. and Rev. Ref. Bonds (Capital Manor Project), Series 2022, 4.00% 5/15/2047	1,950	1,562
City of Salem, Hospital Fac. Auth., Rev. and Rev. Ref. Bonds (Capital Manor Project), Series 2022, 4.00% 5/15/2057	2,000	1,486
City of Salem, Hospital Fac. Auth., Rev. Bonds (Capital Manor Project), Series 2018, 5.00% 5/15/2033	540	547
City of Salem, Hospital Fac. Auth., Rev. Bonds (Capital Manor Project), Series 2018, 5.00% 5/15/2048	1,250	1,165
		<u>50,956</u>
Pennsylvania 3.40%		
County of Allegheny, Hospital Dev. Auth., Rev. Bonds (University of Pittsburgh Medical Center Issue), Series 2007-A-1, (3-month USD-LIBOR x 0.67 + 0.82%) 4.598% 2/1/2037 ^{2,7}	4,655	4,419
Allentown City School Dist., Unlimited Tax G.O. Bonds, Series 2018, BAM insured, 5.00% 2/1/2028	2,500	2,673
City of Allentown, Neighborhood Improvement Zone Dev. Auth., Tax Rev. Bonds (City Center Project), Series 2018, 5.00% 5/1/2042 ¹	1,500	1,506
City of Allentown, Neighborhood Improvement Zone Dev. Auth., Tax Rev. Bonds (City Center Project), Series 2024, 5.00% 5/1/2042 ¹	1,800	1,819

American High-Income Municipal Bond Fund (continued)

Bonds, notes & other debt instruments (continued)	Principal amount (000)	Value (000)
Pennsylvania (continued)		
City of Allentown, Neighborhood Improvement Zone Dev. Auth., Tax Rev. Bonds (City Center Project), Series 2024, 5.375% 5/1/2042 ¹	USD3,000	\$2,972
City of Allentown, Neighborhood Improvement Zone Dev. Auth., Tax Rev. Bonds (City Center Ref. Project), Series 2017, 5.00% 5/1/2042 ¹	2,605	2,614
City of Allentown, Neighborhood Improvement Zone Dev. Auth., Tax Rev. Ref. Bonds, Series 2022, 5.00% 5/1/2042	1,000	1,028
County of Berks, Industrial Dev. Auth., Health System Rev. Bonds (Tower Health Project), Series 2017, 5.00% 11/1/2027	2,000	1,190
County of Berks, Industrial Dev. Auth., Health System Rev. Bonds (Tower Health Project), Series 2017, 5.00% 11/1/2035	4,675	2,420
County of Berks, Industrial Dev. Auth., Health System Rev. Bonds (Tower Health Project), Series 2017, 4.00% 11/1/2038	460	238
County of Berks, Industrial Dev. Auth., Health System Rev. Bonds (Tower Health Project), Series 2017, 3.75% 11/1/2042	1,560	809
County of Berks, Industrial Dev. Auth., Health System Rev. Bonds (Tower Health Project), Series 2017, 4.00% 11/1/2047	7,960	4,129
County of Berks, Industrial Dev. Auth., Health System Rev. Bonds (Tower Health Project), Series 2017, 5.00% 11/1/2047	6,300	3,264
County of Berks, Industrial Dev. Auth., Health System Rev. Bonds (Tower Health Project), Series 2017, 4.00% 11/1/2050	11,750	6,096
County of Berks, Industrial Dev. Auth., Healthcare Facs. Rev. Bonds (The Highlands at Wyomissing), Series 2017-A, 5.00% 5/15/2032	350	356
County of Berks, Industrial Dev. Auth., Healthcare Facs. Rev. Bonds (The Highlands at Wyomissing), Series 2018, 5.00% 5/15/2038 (preref. 5/15/2025)	1,000	1,043
County of Berks, Industrial Dev. Auth., Healthcare Facs. Rev. Bonds (The Highlands at Wyomissing), Series 2017-C, 5.00% 5/15/2042	1,000	980
County of Berks, Municipal Auth., Rev. Bonds (The Reading Hospital and Medical Center Project), Series 2012-A, 4.50% 11/1/2041	100	52
County of Berks, Municipal Auth., Rev. Bonds (Tower Health Project), Series 2020-A, 5.00% 2/1/2025	600	425
County of Berks, Municipal Auth., Rev. Bonds (Tower Health Project), Series 2020-B-2, 5.00% 2/1/2040 (put 2/1/2027)	6,015	3,716
County of Bucks, Industrial Dev. Auth., Hospital Rev. Bonds (Grand View Hospital), Series 2021, 5.00% 7/1/2038	1,725	1,546
County of Bucks, Industrial Dev. Auth., Hospital Rev. Bonds (Grand View Hospital), Series 2021, 5.00% 7/1/2040	3,000	2,625
County of Bucks, Industrial Dev. Auth., Hospital Rev. Bonds (Grand View Hospital), Series 2021, 4.00% 7/1/2046	2,660	2,090
County of Bucks, Industrial Dev. Auth., Hospital Rev. Bonds (Grand View Hospital), Series 2021, 4.00% 7/1/2051	8,730	6,551
County of Bucks, Industrial Dev. Auth., Hospital Rev. Bonds (Grand View Hospital), Series 2021, 5.00% 7/1/2054	5,370	4,322
County of Bucks, Industrial Dev. Auth., Hospital Rev. Bonds (St. Luke's University Health Network Project), Series 2019, 4.00% 8/15/2050	2,500	2,372
County of Bucks, Industrial Dev. Auth., Rev. Bonds (Pennswood Village Project), Series 2018-A, 5.00% 10/1/2032	585	600
County of Bucks, Industrial Dev. Auth., Rev. Bonds (Pennswood Village Project), Series 2018-A, 5.00% 10/1/2033	415	426
County of Chester, Industrial Dev. Auth., Rev. Bonds (Avon Grove Charter School Project), Series 2017-A, 5.00% 12/15/2047	1,160	1,149
County of Chester, Industrial Dev. Auth., Rev. Bonds (Avon Grove Charter School Project), Series 2017-A, 5.00% 12/15/2051	645	629
County of Chester, Industrial Dev. Auth., Rev. Bonds (Woodlands Greystone Project), Series 2018, 4.375% 3/1/2028 ¹	258	257
County of Chester, Industrial Dev. Auth., Rev. Bonds (Woodlands Greystone Project), Series 2018, 5.00% 3/1/2038 ¹	1,462	1,457
County of Chester, Industrial Dev. Auth., Rev. Bonds (Woodlands Greystone Project), Series 2018, 5.125% 3/1/2048 ¹	2,900	2,788
County of Crawford, Hospital Auth., Rev. Bonds (Meadville Medical Center Project), Series 2016-A, 6.00% 6/1/2036	1,515	1,568
County of Crawford, Hospital Auth., Rev. Bonds (Meadville Medical Center Project), Series 2016-A, 6.00% 6/1/2046	7,500	7,632
County of Crawford, Hospital Auth., Rev. Bonds (Meadville Medical Center Project), Series 2016-A, 6.00% 6/1/2051	7,005	7,088
County of Cumberland, Municipal Auth., Rev. Bonds (Diakon Lutheran Social Ministries Project), Series 2016, 5.00% 1/1/2030	1,000	1,012
County of Cumberland, Municipal Auth., Rev. Bonds (Diakon Lutheran Social Ministries Project), Series 2016, 5.00% 1/1/2033	1,610	1,625
County of Cumberland, Municipal Auth., Rev. Ref. Bonds (Asbury Pennsylvania Obligated Group), Series 2019, 3.375% 1/1/2029	4,545	4,217

American High-Income Municipal Bond Fund (continued)

Bonds, notes & other debt instruments (continued)	Principal amount (000)	Value (000)
Pennsylvania (continued)		
County of Cumberland, Municipal Auth., Rev. Ref. Bonds (Asbury Pennsylvania Obligated Group), Series 2019, 5.00% 1/1/2029	USD3,665	\$ 3,665
County of Cumberland, Municipal Auth., Rev. Ref. Bonds (Asbury Pennsylvania Obligated Group), Series 2019, 5.00% 1/1/2034	4,415	4,330
County of Cumberland, Municipal Auth., Rev. Ref. Bonds (Asbury Pennsylvania Obligated Group), Series 2019, 5.00% 1/1/2039	3,345	3,118
County of Cumberland, Municipal Auth., Rev. Ref. Bonds (Asbury Pennsylvania Obligated Group), Series 2019, 5.00% 1/1/2045	7,650	6,778
County of Dauphin, General Auth., Health System Rev. Bonds (Pinnacle Health System Project), Series 2016-A, 5.00% 6/1/2034	1,245	1,290
County of Dauphin, General Auth., Health System Rev. Bonds (Pinnacle Health System Project), Series 2016-A, 5.00% 6/1/2036	500	517
Delaware Valley Regional Fin. Auth., Local Government Rev. Bonds, Series 2007-C, (3-month USD-LIBOR x 0.67 + 0.75%) 4.528% 6/1/2037 ^{2,7}	8,980	8,112
City of Doylestown, Hospital Auth., Rev. Bonds (Doylestown Hospital), Series 2016-A, 5.00% 7/1/2041	6,145	5,930
City of Doylestown, Hospital Auth., Rev. Bonds (Doylestown Hospital), Series 2016-A, 5.00% 7/1/2041 (preref. 7/1/2026)	1,405	1,474
City of Doylestown, Hospital Auth., Rev. Bonds (Doylestown Hospital), Series 2019-A, 4.00% 7/1/2045	3,690	3,001
City of Doylestown, Hospital Auth., Rev. Bonds (Doylestown Hospital), Series 2019-A, 4.00% 7/1/2045 (preref. 7/1/2029)	410	436
City of Doylestown, Hospital Auth., Rev. Bonds (Doylestown Hospital), Series 2016-A, 5.00% 7/1/2046	6,540	6,129
City of Doylestown, Hospital Auth., Rev. Bonds (Doylestown Hospital), Series 2016-A, 5.00% 7/1/2046 (preref. 7/1/2026)	1,250	1,312
City of Doylestown, Hospital Auth., Rev. Bonds (Doylestown Hospital), Series 2019-A, 5.00% 7/1/2049	2,930	2,734
City of Doylestown, Hospital Auth., Rev. Bonds (Doylestown Hospital), Series 2019-A, 5.00% 7/1/2049 (preref. 7/1/2029)	320	356
City of Dubois, Hospital Auth., Hospital Rev. Bonds (Penn Highlands Healthcare), Series 2020, 4.00% 7/15/2050	2,000	1,805
City of Dubois, Hospital Auth., Hospital Rev. Bonds (Penn Highlands Healthcare), Series 2021, 4.00% 7/15/2051	1,500	1,409
Econ Dev. Fncg. Auth., Rev. Bonds (Presbyterian Senior Living Project), Series 2023-B-2, 5.25% 7/1/2046	1,070	1,108
Econ Dev. Fncg. Auth., Rev. Bonds (Presbyterian Senior Living Project), Series 2023-B-1, 5.25% 7/1/2049	3,100	3,187
Econ. Dev. Fncg. Auth., Exempt Facs. Rev. Ref. Bonds (National Gypsum Co.), Series 2014, AMT, 5.50% 11/1/2044	4,500	4,515
Econ. Dev. Fncg. Auth., Private Activity Rev. Bonds (The Penndot Major Bridges Package One Project), Series 2022, AMT, 5.25% 6/30/2035	2,500	2,852
Econ. Dev. Fncg. Auth., Private Activity Rev. Bonds (The Penndot Major Bridges Package One Project), Series 2022, AMT, 5.25% 6/30/2053	850	903
Econ. Dev. Fncg. Auth., Private Activity Rev. Bonds (The Pennsylvania Rapid Bridge Replacement Project), Series 2015, AMT, 5.00% 12/31/2029	5,000	5,129
Econ. Dev. Fncg. Auth., Private Activity Rev. Bonds (The Pennsylvania Rapid Bridge Replacement Project), Series 2015, AMT, 5.00% 12/31/2034	31,270	32,002
Econ. Dev. Fncg. Auth., Private Activity Rev. Bonds (The Pennsylvania Rapid Bridge Replacement Project), Series 2015, AMT, 5.00% 12/31/2038	2,500	2,534
Econ. Dev. Fncg. Auth., Private Activity Rev. Bonds (The Pennsylvania Rapid Bridge Replacement Project), Series 2015, AMT, 5.00% 6/30/2042	1,000	1,007
Econ. Dev. Fncg. Auth., Rev. Bonds (Presbyterian Senior Living Project), Series 2021, 4.00% 7/1/2033	1,250	1,252
Econ. Dev. Fncg. Auth., Solid Waste Disposal Rev. Bonds (Consol Energy, Inc. Project), Series 2021-A, 9.00% 4/1/2051 (put 4/13/2028) ¹	9,750	10,756
Econ. Dev. Fncg. Auth., Solid Waste Disposal Rev. Bonds (Waste Management, Inc. Project), Series 2017-A, AMT, 0.58% 8/1/2037 (put 8/1/2024)	1,600	1,567
Econ. Dev. Fncg. Auth., Solid Waste Disposal Rev. Bonds (Waste Management, Inc. Project), Series 2021-A, AMT, (SIFMA Municipal Swap Index + 0.40%) 4.95% 6/1/2041 (put 6/3/2024) ²	10,855	10,834
Econ. Dev. Fncg. Auth., Solid Waste Disposal Rev. Bonds (Waste Management, Inc. Project), Series 2011, AMT, 2.15% 7/1/2041 (put 7/1/2024)	3,500	3,448
Econ. Dev. Fncg. Auth., Solid Waste Disposal Rev. Bonds (Waste Management, Inc. Project), Series 2021-A-2, AMT, 4.60% 10/1/2046 (put 10/1/2026)	7,745	7,821
Econ. Dev. Fncg. Auth., Solid Waste Disposal Rev. Green Bonds (Covanta Project), Series 2019, AMT, 3.25% 8/1/2039 ¹	10,825	8,028
Econ. Dev. Fncg. Auth., UPMC Rev. Bonds, Series 2021-A, 3.00% 10/15/2046	1,000	774
County of Franklin, Industrial Dev. Auth., Rev. Bonds (Menno-Haven, Inc. Project), Series 2018, 5.00% 12/1/2043	1,000	854
County of Franklin, Industrial Dev. Auth., Rev. Bonds (Menno-Haven, Inc. Project), Series 2018, 5.00% 12/1/2048	1,300	1,068

American High-Income Municipal Bond Fund (continued)

Bonds, notes & other debt instruments (continued)	Principal amount (000)	Value (000)
Pennsylvania (continued)		
County of Franklin, Industrial Dev. Auth., Rev. Bonds (Menno-Haven, Inc. Project), Series 2019, 5.00% 12/1/2049	USD1,010	\$ 825
Higher Education Assistance Agcy., Education Loan Rev. Bonds, Series 2021-A, AMT, 5.00% 6/1/2028	550	578
Higher Education Assistance Agcy., Education Loan Rev. Bonds, Series 2020, 2.45% 6/1/2041	1,965	1,694
Higher Education Assistance Agcy., Education Loan Rev. Bonds, Series 2021-A, AMT, 2.625% 6/1/2042	4,805	4,243
Higher Education Assistance Agcy., Education Loan Rev. Bonds, Series 2022-A, AMT, 4.50% 6/1/2043	1,245	1,256
Higher Education Assistance Agcy., Education Loan Rev. Bonds, Series 2023-B, AMT, 4.00% 6/1/2044	7,110	7,011
Higher Education Assistance Agcy., Education Loan Rev. Bonds, Series 2021-B, AMT, 3.125% 6/1/2048	1,000	770
Higher Education Assistance Agcy., Education Loan Rev. Bonds, Series 2023-B, AMT, 5.00% 6/1/2050	1,275	1,279
Higher Education Facs. Auth., Rev. Bonds (University of the Sciences in Philadelphia), Series 2015-A, 3.00% 11/1/2028	500	474
Higher Educational Facs. Auth., Rev. Bonds (Thomas Jefferson University), Series 2015-A, 5.25% 9/1/2050	2,400	2,420
Higher Educational Facs. Auth., Student Housing Rev. Bonds (University Properties, Inc. Student Housing Project at East Stroudsburg University of Pennsylvania), Series 2016-A, 5.00% 7/1/2026	570	573
Higher Educational Facs. Auth., Student Housing Rev. Bonds (University Properties, Inc. Student Housing Project at East Stroudsburg University of Pennsylvania), Series 2016-A, 5.00% 7/1/2031	1,450	1,459
Housing Fin. Agcy., Single Family Mortgage Rev. Bonds, Series 2019-128-A, AMT, 4.75% 4/1/2033	1,090	1,092
Housing Fin. Agcy., Single Family Mortgage Rev. Bonds, Series 2017-124-A, AMT, 4.00% 10/1/2038	160	159
Housing Fin. Agcy., Single Family Mortgage Rev. Bonds, Series 2021-137, 3.00% 10/1/2051	5,585	5,354
City of Lancaster, Industrial Dev. Auth., Health Center Rev. Ref. Bonds (Landis Homes Retirement Community Project), Series 2021, 4.00% 7/1/2046	675	529
City of Lancaster, Industrial Dev. Auth., Health Center Rev. Ref. Bonds (Landis Homes Retirement Community Project), Series 2021, 4.00% 7/1/2051	555	415
City of Lancaster, Industrial Dev. Auth., Health Center Rev. Ref. Bonds (Landis Homes Retirement Community Project), Series 2021, 4.00% 7/1/2056	2,850	2,068
County of Lancaster, Hospital Auth., Health Center Rev. Ref. Bonds (Landis Homes Retirement Community Project), Series 2015-A, 5.00% 7/1/2035	2,850	2,851
County of Montgomery, Higher Education and Health Auth., Rev. Bonds (Thomas Jefferson University), Series 2022-B, 5.00% 5/1/2047	2,000	2,114
County of Montgomery, Higher Education and Health Auth., Rev. Bonds (Thomas Jefferson University), Series 2022-B, 5.00% 5/1/2052	935	983
County of Montgomery, Higher Education and Health Auth., Rev. Ref. Bonds (Philadelphia Presbytery Homes, Inc. Project), Series 2017, 5.00% 12/1/2032	340	346
County of Montgomery, Higher Education and Health Auth., Rev. Ref. Bonds (Philadelphia Presbytery Homes, Inc. Project), Series 2017, 5.00% 12/1/2037	1,060	1,067
County of Montgomery, Higher Education and Health Auth., Rev. Ref. Bonds (Philadelphia Presbytery Homes, Inc. Project), Series 2017, 5.00% 12/1/2047	6,055	5,724
County of Montgomery, Higher Education and Health Auth., Rev. Ref. Bonds (Philadelphia Presbytery Homes, Inc. Project), Series 2017, 4.00% 12/1/2048	3,910	3,121
County of Montgomery, Industrial Dev. Auth., Health Systems Rev. Bonds (Albert Einstein Healthcare Network Issue), Series 2015-A, 5.25% 1/15/2030 (preref. 1/15/2025)	5,185	5,285
County of Montgomery, Industrial Dev. Auth., Health Systems Rev. Bonds (Albert Einstein Healthcare Network Issue), Series 2015-A, 5.25% 1/15/2036 (preref. 1/15/2025)	1,000	1,019
County of Montgomery, Industrial Dev. Auth., Health Systems Rev. Bonds (Albert Einstein Healthcare Network Issue), Series 2015-A, 5.25% 1/15/2045 (preref. 1/15/2025)	3,500	3,568
County of Montgomery, Industrial Dev. Auth., Retirement Communities Rev. Bonds (ACTS Retirement - Life Communities, Inc. Obligated Group), Series 2016, 5.00% 11/15/2033	3,360	3,478
County of Montgomery, Industrial Dev. Auth., Retirement Communities Rev. Bonds (ACTS Retirement - Life Communities, Inc. Obligated Group), Series 2016, 5.00% 11/15/2036	4,250	4,377
County of Montgomery, Industrial Dev. Auth., Rev. Bonds (Lifespace Communities, Inc.), Series 2020-C, 4.00% 11/15/2043	1,000	926
County of Montgomery, Industrial Dev. Auth., Rev. Bonds (Lifespace Communities, Inc.), Series 2020-C, 5.00% 11/15/2045	1,240	1,278
County of Montgomery, Industrial Dev. Auth., Rev. Bonds (Waverly Heights, Ltd.), Series 2019, 5.00% 12/1/2044	1,250	1,283
County of Northampton, General Purpose Auth., Hospital Rev. Bonds (St. Luke's University Health Network Project), Series 2018-B, (1-month USD-CME x 0.70 + 1.04%) 4.867% 8/15/2048 (put 8/15/2024) ²	600	600
County of Northampton, Industrial Dev. Auth., Rev. Bonds (Morningstar Senior Living, Inc.), Series 2019, 5.00% 11/1/2039	1,500	1,376
City of Philadelphia, Hospitals and Higher Education Facs. Auth., Hospital Rev. Bonds (Temple University Health System Obligated Group), Series 2017, 5.00% 7/1/2033	1,000	1,031
City of Philadelphia, Industrial Dev. Auth., Charter School Rev. Bonds (Mast Community Charter School II Project), Series 2020-A, 5.00% 8/1/2030	320	330

American High-Income Municipal Bond Fund (continued)

Bonds, notes & other debt instruments (continued)

	Principal amount (000)	Value (000)
Pennsylvania (continued)		
City of Philadelphia, Industrial Dev. Auth., Charter School Rev. Bonds (Mast Community Charter School II Project), Series 2020-A, 5.00% 8/1/2040	USD620	\$ 629
City of Philadelphia, Industrial Dev. Auth., Charter School Rev. Bonds (Mast Community Charter School II Project), Series 2020-A, 5.00% 8/1/2050	1,050	1,034
City of Philadelphia, Industrial Dev. Auth., Charter School Rev. Bonds (Mast Community Charter School III Project), Series 2021, 5.00% 8/1/2030	2,085	2,147
City of Philadelphia, Industrial Dev. Auth., Charter School Rev. Bonds (Mast Community Charter School III Project), Series 2021, 5.00% 8/1/2040	4,020	4,074
City of Philadelphia, Industrial Dev. Auth., Charter School Rev. Bonds (Mast Community Charter School III Project), Series 2021, 5.00% 8/1/2050	7,240	7,163
City of Philadelphia, Industrial Dev. Auth., Charter School Rev. Bonds (Mast Community Charter School III Project), Series 2021, 5.00% 8/1/2054	5,245	5,128
City of Philadelphia, Industrial Dev. Auth., Rev. Bonds (Independence Charter School West), Series 2019, 4.00% 6/15/2029	250	238
City of Philadelphia, Industrial Dev. Auth., Rev. Bonds (Independence Charter School West), Series 2019, 5.00% 6/15/2039	500	474
City of Philadelphia, Industrial Dev. Auth., Rev. Bonds (Independence Charter School West), Series 2019, 5.00% 6/15/2050	1,375	1,207
City of Philadelphia, Industrial Dev. Auth., Rev. Bonds (University of the Sciences), Series 2017, 5.00% 11/1/2047	5,925	6,015
Philadelphia School Dist., G.O. Bonds, Series 2016-F, 5.00% 9/1/2028	4,100	4,273
Philadelphia School Dist., G.O. Bonds, Series 2016-F, 5.00% 9/1/2030 (preref. 9/1/2026)	10	11
Philadelphia School Dist., G.O. Bonds, Series 2016-F, 5.00% 9/1/2036	1,000	1,029
Philadelphia School Dist., G.O. Bonds, Series 2016-F, 5.00% 9/1/2037	1,500	1,539
Philadelphia School Dist., G.O. Bonds, Series 2016-F, 5.00% 9/1/2038	1,000	1,024
Philadelphia School Dist., G.O. Bonds, Series 2018-A, Assured Guaranty Municipal insured, 5.00% 9/1/2038	1,000	1,053
Philadelphia School Dist., G.O. Rev. Ref. Bonds, Series 2007-A, FGIC-National insured, 5.00% 6/1/2034	3,000	3,492
Reading School Dist., G.O. Bonds, Series 2017, Assured Guaranty Municipal insured, 5.00% 3/1/2038	1,000	1,034
Scranton School Dist., G.O. Bonds, Series 2017-E, BAM insured, 5.00% 12/1/2035	750	801
Susquehanna Area Regional Airport Auth., Airport System Rev. Bonds, Series 2017, AMT, 5.00% 1/1/2035	5,985	6,182
Susquehanna Area Regional Airport Auth., Airport System Rev. Bonds, Series 2017, AMT, 5.00% 1/1/2038	7,260	7,429
Tower Health 4.451% 2/1/2050	33,204	15,483
Township of West Cornwall, Municipal Auth., Healthcare Facs. Rev. Bonds (Lebanon Valley Brethren Home Project), Series 2021-A, 4.00% 11/15/2026	125	123
Township of West Cornwall, Municipal Auth., Healthcare Facs. Rev. Bonds (Lebanon Valley Brethren Home Project), Series 2021-A, 4.00% 11/15/2027	130	127
Township of West Cornwall, Municipal Auth., Healthcare Facs. Rev. Bonds (Lebanon Valley Brethren Home Project), Series 2021-A, 4.00% 11/15/2028	110	107
Township of West Cornwall, Municipal Auth., Healthcare Facs. Rev. Bonds (Lebanon Valley Brethren Home Project), Series 2021-A, 4.00% 11/15/2041	670	566
Township of West Cornwall, Municipal Auth., Healthcare Facs. Rev. Bonds (Lebanon Valley Brethren Home Project), Series 2021-A, 4.00% 11/15/2046	1,050	842
Turnpike Commission, Turnpike Rev. Bonds, Series 2017-B-2, Assured Guaranty Municipal insured, 5.00% 6/1/2033	1,000	1,063
Turnpike Commission, Turnpike Rev. Bonds, Series 2021-A, 4.00% 12/1/2043	340	339
Turnpike Commission, Turnpike Rev. Bonds, Series 2021-A, 4.00% 12/1/2044	425	422
Turnpike Commission, Turnpike Rev. Bonds, Series 2019-A, 5.00% 12/1/2044	4,750	5,098
Turnpike Commission, Turnpike Rev. Bonds, Series 2019-A, 5.00% 12/1/2049	1,425	1,507
Turnpike Commission, Turnpike Rev. Bonds, Series 2021-A, 4.00% 12/1/2050	1,000	971
County of Washington, Redev. Auth., Redev. Rev. Ref. Bonds (Victory Centre Tax Increment Fncg. Project), Series 2018, 5.00% 7/1/2028	850	854
County of Westmoreland, Industrial Dev. Auth., Health System Rev. Bonds (Excela Health Project), Series 2020-A, 4.00% 7/1/2025	900	897
County of Westmoreland, Industrial Dev. Auth., Health System Rev. Bonds (Excela Health Project), Series 2020-A, 4.00% 7/1/2037	2,800	2,655
Wilkes-Barre Area School Dist., G.O. Bonds, Series 2019, BAM insured, 5.00% 4/15/2059	2,000	2,074
		405,798

Puerto Rico 5.69%

Aqueduct and Sewer Auth., Rev. Ref. Bonds, Series 2020-A, 5.00% 7/1/2024 ¹	1,700	1,705
Aqueduct and Sewer Auth., Rev. Ref. Bonds, Series 2020-A, 5.00% 7/1/2025 ¹	4,000	4,042
Aqueduct and Sewer Auth., Rev. Ref. Bonds, Series 2020-A, 5.00% 7/1/2030 ¹	2,500	2,582
Aqueduct and Sewer Auth., Rev. Ref. Bonds, Series 2021-A, 5.00% 7/1/2033 ¹	485	503

American High-Income Municipal Bond Fund (continued)

Bonds, notes & other debt instruments (continued)	Principal amount (000)	Value (000)
Puerto Rico (continued)		
Aqueduct and Sewer Auth., Rev. Ref. Bonds, Series 2021-B, 5.00% 7/1/2033 ¹	USD4,120	\$ 4,272
Aqueduct and Sewer Auth., Rev. Ref. Bonds, Series 2020-A, 5.00% 7/1/2035 ¹	30,305	31,123
Aqueduct and Sewer Auth., Rev. Ref. Bonds, Series 2021-A, 5.00% 7/1/2037 ¹	1,350	1,378
Aqueduct and Sewer Auth., Rev. Ref. Bonds, Series 2021-B, 5.00% 7/1/2037 ¹	4,045	4,130
Aqueduct and Sewer Auth., Rev. Ref. Bonds, Series 2022-A, 5.00% 7/1/2037 ¹	15,660	16,026
Aqueduct and Sewer Auth., Rev. Ref. Bonds, Series 2021-A, 4.00% 7/1/2042 ¹	9,500	8,632
Aqueduct and Sewer Auth., Rev. Ref. Bonds, Series 2021-B, 4.00% 7/1/2042 ¹	70,385	63,951
Aqueduct and Sewer Auth., Rev. Ref. Bonds, Series 2022-A, 4.00% 7/1/2042 ¹	21,540	19,571
Aqueduct and Sewer Auth., Rev. Ref. Bonds, Series 2021-B, 4.00% 7/1/2047 ¹	16,020	13,944
Aqueduct and Sewer Auth., Rev. Ref. Bonds, Series 2022-A, 4.00% 7/1/2047 ¹	2,480	2,159
Aqueduct and Sewer Auth., Rev. Ref. Bonds, Series 2020-A, 5.00% 7/1/2047 ¹	3,500	3,517
Children's Trust, Tobacco Settlement Asset-Backed Bonds, Capital Appreciation Bonds, Series 2008-A, 0% 5/15/2057	75,000	6,212
Electric Power Auth., Power Rev. Bonds, Series 2023-VV, 5.50% 7/1/2020 ⁶	75	23
Electric Power Auth., Power Rev. Bonds, Series 2010-ZZ, 5.00% 7/1/2022 ⁶	250	77
Electric Power Auth., Power Rev. Bonds, Series 2007-TT, 5.00% 7/1/2023 ⁶	235	72
Electric Power Auth., Power Rev. Bonds, Series 2008-WW, 5.375% 7/1/2023 ⁶	235	72
Electric Power Auth., Power Rev. Bonds, Series 2010-ZZ, 5.25% 7/1/2024 ⁶	1,230	381
Electric Power Auth., Power Rev. Bonds, Series 2008-WW, 5.375% 7/1/2024 ⁶	4,315	1,338
Electric Power Auth., Power Rev. Bonds, Series 2007-XX, 5.00% 7/1/2026 ⁶	340	105
Electric Power Auth., Power Rev. Bonds, Series 2010-AAA, 5.25% 7/1/2026 ⁶	165	51
Electric Power Auth., Power Rev. Bonds, Series 2010-CCC, 5.00% 7/1/2027 ⁶	355	110
Electric Power Auth., Power Rev. Bonds, Series 2010-XX, 5.25% 7/1/2027 ⁶	320	99
Electric Power Auth., Power Rev. Bonds, Series 2008-WW, 5.50% 7/1/2027 ⁶	3,000	922
Electric Power Auth., Power Rev. Bonds, Series 2005-RR, Assured Guaranty insured, 5.00% 7/1/2028	3,595	3,589
Electric Power Auth., Power Rev. Bonds, Series 2010-AAA, 5.25% 7/1/2028 ⁶	20	6
Electric Power Auth., Power Rev. Bonds, Series 2010-CCC, 5.25% 7/1/2028 ⁶	2,000	620
Electric Power Auth., Power Rev. Bonds, Series 2012-A, 5.00% 7/1/2029 ⁶	125	39
Electric Power Auth., Power Rev. Bonds, Series 2005-SS, Assured Guaranty Municipal insured, 5.00% 7/1/2030	185	184
Electric Power Auth., Power Rev. Bonds, Series 2010-AAA, 5.25% 7/1/2030 ⁶	110	34
Electric Power Auth., Power Rev. Bonds, Series 2007-TT, 5.00% 7/1/2032 ⁶	18,890	5,856
Electric Power Auth., Power Rev. Bonds, Series 2010-CCC, 4.50% 7/1/2033 ⁶	315	97
Electric Power Auth., Power Rev. Bonds, Series 2003-NN, 4.75% 7/1/2033	1,870	1,823
Electric Power Auth., Power Rev. Bonds, Series 2008-WW, 5.25% 7/1/2033 ⁶	1,500	465
Electric Power Auth., Power Rev. Bonds, Series 2013-A, 7.00% 7/1/2033 ⁶	300	93
Electric Power Auth., Power Rev. Bonds, Series 2010-XX, 5.25% 7/1/2035 ⁶	880	273
Electric Power Auth., Power Rev. Bonds, Series 2010-XXX, 5.75% 7/1/2036 ⁶	3,150	976
Electric Power Auth., Power Rev. Bonds, Series 2007-TT, 5.00% 7/1/2037 ⁶	4,115	1,276
Electric Power Auth., Power Rev. Bonds, Series 2010-XX, 5.25% 7/1/2040 ⁶	4,765	1,477
Electric Power Auth., Power Rev. Bonds, Series 2013-A, 7.00% 7/1/2040 ⁶	4,500	1,395
Electric Power Auth., Power Rev. Bonds, Series 2012-A, 5.00% 7/1/2042 ⁶	11,120	3,447
Electric Power Auth., Power Rev. Bonds, Series 2012-A, 5.00% 7/1/2042 ⁶	150	47
Electric Power Auth., Power Rev. Bonds, Series 2012-A, 5.05% 7/1/2042 ⁶	1,885	584
Electric Power Auth., Power Rev. Ref. Bonds, Series 2010-DDD, Assured Guaranty Municipal insured, 3.65% 7/1/2024	120	119
Electric Power Auth., Power Rev. Ref. Bonds, Series 2005, 5.00% 7/1/2024	1,420	1,420
Electric Power Auth., Power Rev. Ref. Bonds, Series 2007-UU, Assured Guaranty Municipal insured, (3-month USD CME Term SOFR x 0.67 + 0.52%) 4.091% 7/1/2029 ²	16,010	14,991
Electric Power Auth., Power Rev. Ref. Bonds, Series 2007-VV, 5.25% 7/1/2030	475	469
Electric Power Auth., Power Rev. Ref. Bonds, Series 2003-NN, National insured, 4.75% 7/1/2033	45	44
Electric Power Auth., Power Rev. Ref. Bonds, Series 2008-WW, 5.50% 7/1/2038 ⁶	3,150	949
G.O. Restructured Bonds, Series 2022-A-1, 5.375% 7/1/2025	4,790	4,869
G.O. Restructured Bonds, Series 2022-A-1, 5.625% 7/1/2027	3,125	3,303
G.O. Restructured Bonds, Series 2022-A-1, 5.625% 7/1/2029	4,669	5,064
G.O. Restructured Bonds, Series 2022-A-1, 5.75% 7/1/2031	4,535	5,062
G.O. Restructured Bonds, Series 2022-A-1, 4.00% 7/1/2033	12,545	12,199
G.O. Restructured Bonds, Series 2022-A-1, 4.00% 7/1/2035	4,867	4,655
G.O. Restructured Bonds, Series 2022-A-1, 4.00% 7/1/2037	11,022	10,365
G.O. Restructured Bonds, Series 2022-A-1, 4.00% 7/1/2041	39,194	35,867
G.O. Restructured Bonds, Series 2022-A-1, 4.00% 7/1/2046	54,531	48,580
G.O. Restructured Bonds, Capital Appreciation Bonds, Series 2022-A-1, 0% 7/1/2024	700	688
G.O. Restructured Bonds, Capital Appreciation Bonds, Series 2022-A-1, 0% 7/1/2033	5,535	3,527
G.O. Taxable Bonds, Capital Appreciation Bonds, Series 2022, 0% 11/1/2043 ²	42,289	23,470

American High-Income Municipal Bond Fund (continued)

Bonds, notes & other debt instruments (continued)	Principal amount (000)	Value (000)
Puerto Rico (continued)		
G.O. Taxable Bonds, Capital Appreciation Bonds, Series 2022, 0% 11/1/2051	USD127,379	\$71,969
Industrial, Tourist, Educational, Medical and Environmental Control Facs. Fncg. Auth., Higher Education Rev. and Rev. Ref. Bonds (Inter American University of Puerto Rico Project), Series 2012, 5.00% 10/1/2031	1,550	1,553
Industrial, Tourist, Educational, Medical and Environmental Control Facs. Fncg. Auth., Higher Education Rev. and Rev. Ref. Bonds (University of the Sacred Heart Project), Series 2012, 4.00% 10/1/2024	325	325
Industrial, Tourist, Educational, Medical and Environmental Control Facs. Fncg. Auth., Higher Education Rev. and Rev. Ref. Bonds (University of the Sacred Heart Project), Series 2012, 4.00% 10/1/2026	825	825
Industrial, Tourist, Educational, Medical and Environmental Control Facs. Fncg. Auth., Higher Education Rev. and Rev. Ref. Bonds (University of the Sacred Heart Project), Series 2012, 4.125% 10/1/2027	1,005	1,005
Industrial, Tourist, Educational, Medical and Environmental Control Facs. Fncg. Auth., Higher Education Rev. and Rev. Ref. Bonds (University of the Sacred Heart Project), Series 2012, 4.375% 10/1/2031	1,525	1,527
Industrial, Tourist, Educational, Medical and Environmental Control Facs. Fncg. Auth., Higher Education Rev. and Rev. Ref. Bonds (University of the Sacred Heart Project), Series 2012, 5.00% 10/1/2042	1,650	1,654
Industrial, Tourist, Educational, Medical and Environmental Control Facs. Fncg. Auth., Higher Education Rev. Bonds (Inter American University of Puerto Rico Project), Series 2004, National insured, 4.25% 10/1/2024	550	550
Industrial, Tourist, Educational, Medical and Environmental Control Facs. Fncg. Auth., Higher Education Rev. Bonds (Inter American University of Puerto Rico Project), Series 2019, 5.00% 10/1/2024	1,700	1,719
Industrial, Tourist, Educational, Medical and Environmental Control Facs. Fncg. Auth., Higher Education Rev. Bonds (Inter American University of Puerto Rico Project), Series 2019, 5.00% 10/1/2025	1,800	1,853
Industrial, Tourist, Educational, Medical and Environmental Control Facs. Fncg. Auth., Higher Education Rev. Bonds (Inter American University of Puerto Rico Project), Series 2019, 5.00% 10/1/2026	1,900	1,992
Industrial, Tourist, Educational, Medical and Environmental Control Facs. Fncg. Auth., Higher Education Rev. Bonds (Inter American University of Puerto Rico Project), Series 2019, 5.00% 10/1/2027	1,900	2,026
Industrial, Tourist, Educational, Medical and Environmental Control Facs. Fncg. Auth., Higher Education Rev. Bonds (Inter American University of Puerto Rico Project), Series 2019, 5.00% 10/1/2028 ¹	2,000	2,166
Industrial, Tourist, Educational, Medical and Environmental Control Facs. Fncg. Auth., Higher Education Rev. Bonds (Inter American University of Puerto Rico Project), Series 2004, National insured, 4.50% 10/1/2029	2,230	2,234
Industrial, Tourist, Educational, Medical and Environmental Control Facs. Fncg. Auth., Higher Education Rev. Bonds (Inter American University of Puerto Rico Project), Series 2019, 5.00% 10/1/2034	2,200	2,398
Industrial, Tourist, Educational, Medical and Environmental Control Facs. Fncg. Auth., Higher Education Rev. Bonds (Inter American University of Puerto Rico Project), Series 2019, 5.00% 10/1/2044	2,500	2,644
Industrial, Tourist, Educational, Medical and Environmental Control Facs. Fncg. Auth., Hospital Rev. and Rev. Ref. Bonds (Hospital Auxilio Mutuo Obligated Group Project), Series 2021, 5.00% 7/1/2031	570	628
Industrial, Tourist, Educational, Medical and Environmental Control Facs. Fncg. Auth., Hospital Rev. and Rev. Ref. Bonds (Hospital Auxilio Mutuo Obligated Group Project), Series 2021, 4.00% 7/1/2038	550	526
Sales Tax Fncg. Corp., Sales Tax Rev. Bonds, Series 2018-A-1, 4.75% 7/1/2053	21,667	21,283
Sales Tax Fncg. Corp., Sales Tax Rev. Bonds, Capital Appreciation Bonds, Series 2007-A, Class 2, AMBAC insured, 0% 8/1/2047 ²	3,512	1,021
Sales Tax Fncg. Corp., Sales Tax Rev. Bonds, Capital Appreciation Bonds, Series 2007-A, Class 2, AMBAC insured, 0% 8/1/2054 ²	22,487	4,402
Sales Tax Fncg. Corp., Sales Tax Rev. Bonds, Capital Appreciation Bonds, Series 2019, Class 2, 0% 8/1/2054 ²	84	16
Sales Tax Fncg. Corp., Sales Tax Rev. Restructured Bonds, Series 2019-A-2, 4.329% 7/1/2040	29,959	29,847
Sales Tax Fncg. Corp., Sales Tax Rev. Restructured Bonds, Series 2019-A-2, 4.784% 7/1/2058	7,824	7,680
Sales Tax Fncg. Corp., Sales Tax Rev. Restructured Bonds, Series 2018-A-1, 5.00% 7/1/2058	8,214	8,241
Sales Tax Fncg. Corp., Sales Tax Rev. Restructured Bonds, Capital Appreciation Bonds, Series 2018-A-1, 0% 7/1/2024	117	115
Sales Tax Fncg. Corp., Sales Tax Rev. Restructured Bonds, Capital Appreciation Bonds, Series 2018-A-1, 0% 7/1/2029	498	405
Sales Tax Fncg. Corp., Sales Tax Rev. Restructured Bonds, Capital Appreciation Bonds, Series 2018-A-1, 0% 7/1/2031	641	480
Sales Tax Fncg. Corp., Sales Tax Rev. Restructured Bonds, Capital Appreciation Bonds, Series 2018-A-1, 0% 7/1/2033	149	102
Sales Tax Fncg. Corp., Sales Tax Rev. Restructured Bonds, Capital Appreciation Bonds, Series 2018-A-1, 0% 7/1/2046	298,824	93,216
Sales Tax Fncg. Corp., Sales Tax Rev. Restructured Bonds, Capital Appreciation Bonds, Series 2018-B-1, 0% 7/1/2046	3,000	927
Sales Tax Fncg. Corp., Sales Tax Rev. Restructured Bonds, Capital Appreciation Bonds, Series 2018-A-1, 0% 7/1/2051	28,302	6,528
University of Puerto Rico, University System Rev. Bonds, Series 2006-Q, 5.00% 6/1/2024	875	873
University of Puerto Rico, University System Rev. Bonds, Series 2006-Q, 5.00% 6/1/2025	675	669
University of Puerto Rico, University System Rev. Bonds, Series 2006-Q, 5.00% 6/1/2026	520	513
University of Puerto Rico, University System Rev. Bonds, Series 2006-Q, 5.00% 6/1/2030	1,269	1,231

American High-Income Municipal Bond Fund (continued)

Bonds, notes & other debt instruments (continued)	Principal amount (000)	Value (000)
Puerto Rico (continued)		
University of Puerto Rico, University System Rev. Bonds, Series 2006-Q, 5.00% 6/1/2036	USD5,185	\$ 4,964
University of Puerto Rico, University System Rev. Ref. Bonds, Series 2006-P, 5.00% 6/1/2024	4,660	4,649
University of Puerto Rico, University System Rev. Ref. Bonds, Series 2006-P, National insured, 5.00% 6/1/2024	50	50
University of Puerto Rico, University System Rev. Ref. Bonds, Series 2006-P, 5.00% 6/1/2025	470	466
University of Puerto Rico, University System Rev. Ref. Bonds, Series 2006-P, National insured, 5.00% 6/1/2025	105	105
University of Puerto Rico, University System Rev. Ref. Bonds, Series 2006-P, 5.00% 6/1/2026	1,450	1,430
University of Puerto Rico, University System Rev. Ref. Bonds, Series 2006-P, 5.00% 6/1/2030	8,370	8,118
		<u>679,844</u>
Rhode Island 0.46%		
Commerce Corp., Airport Rev. Bonds, Series 2016-D, 5.00% 7/1/2030	500	519
Commerce Corp., Airport Rev. Bonds, Series 2016-D, 5.00% 7/1/2041	500	510
Health and Educational Building Corp., Educational Institution Rev. Bonds (St. George's School Issue), Series 2021, 4.00% 10/1/2046	270	265
Health and Educational Building Corp., Educational Institution Rev. Bonds (St. George's School Issue), Series 2021, 4.00% 10/1/2051	740	698
Health and Educational Building Corp., Hospital Fncg. Rev. Ref. Bonds (Lifespan Obligated Group Issue), Series 2016, 5.00% 5/15/2034	3,150	3,198
Housing and Mortgage Fin. Corp., Homeownership Opportunity Bonds, Series 68-C, AMT, 3.50% 4/1/2039	220	218
Student Loan Auth., Education Loan Rev. Bonds, Series 2021-A, AMT, 5.00% 12/1/2029	330	359
Student Loan Auth., Education Loan Rev. Bonds, Series 2021-A, AMT, 2.25% 12/1/2039	9,780	8,343
Student Loan Auth., Education Loan Rev. Bonds, Series 2023-A, AMT, 4.125% 12/1/2042	10,380	10,320
Student Loan Auth., Student Loan Program Rev. Bonds, Series 2018-A, AMT, 3.50% 12/1/2034	4,110	3,876
Student Loan Auth., Student Loan Program Rev. Bonds, Series 2019-A, AMT, 2.875% 12/1/2035	2,125	2,094
Tobacco Settlement Fin. Corp., Tobacco Settlement Asset-Backed Bonds, Capital Appreciation Bonds, Series 2007-A, 0% 6/1/2052	138,210	24,764
		<u>55,164</u>
South Carolina 1.17%		
Connector 2000 Assn., Inc., Toll Road Rev. Bonds, Capital Appreciation Bonds, Series 2011-A-1, 0% 1/1/2032	9,267	5,501
Connector 2000 Assn., Inc., Toll Road Rev. Bonds, Capital Appreciation Bonds, Series 2011-A-1, 0% 1/1/2042	75,080	22,012
Connector 2000 Assn., Inc., Toll Road Rev. Bonds, Capital Appreciation Bonds, Series 2011-A-1, 0% 7/22/2051	1,025	136
County of Dorchester, Summers Corner Improvement Dist., Assessment Rev. Bonds, Series 2023, 4.50% 10/1/2033	210	211
County of Dorchester, Summers Corner Improvement Dist., Assessment Rev. Bonds, Series 2023, 5.25% 10/1/2043	1,595	1,591
County of Dorchester, Summers Corner Improvement Dist., Assessment Rev. Bonds, Series 2023, 5.50% 10/1/2051	2,115	2,106
Housing Fin. and Dev. Auth., Mortgage Rev. Bonds, Series 2016-B-2, AMT, 4.00% 7/1/2043	525	522
Housing Fin. and Dev. Auth., Mortgage Rev. Bonds, Series 2023-B, 6.00% 1/1/2054	3,340	3,699
Housing Fin. and Dev. Auth., Mortgage Rev. Bonds, Series 2024-A, 6.25% 7/1/2054	5,795	6,507
Jobs-Econ. Dev. Auth., Econ. Dev. Rev. Bonds (Bishop Gadsden Episcopal Retirement Community), Series 2019-A, 5.00% 4/1/2054	2,500	2,310
Jobs-Econ. Dev. Auth., Econ. Dev. Rev. Bonds (Custodial Receipts), Series 2018, 5.00% 8/15/2041 (preref. 8/15/2026) ^{1,4}	10,330	10,906
Jobs-Econ. Dev. Auth., Econ. Dev. Rev. Bonds (Woodlands at Furman), Series 2020-A, 5.00% 11/15/2042	1,745	1,628
Jobs-Econ. Dev. Auth., Econ. Dev. Rev. Bonds (Woodlands at Furman), Series 2020-A, 5.00% 11/15/2054	1,155	998
Jobs-Econ. Dev. Auth., Educational Facs. Rev. Bonds (Riverwalk Academy Project), Series 2023-A, 7.00% 6/15/2043 ¹	1,000	1,026
Jobs-Econ. Dev. Auth., Educational Facs. Rev. Bonds (Riverwalk Academy Project), Series 2023-A, 7.125% 6/15/2053 ¹	3,865	3,959
Jobs-Econ. Dev. Auth., Educational Facs. Rev. Bonds (Riverwalk Academy Project), Series 2023-A, 7.25% 6/15/2058 ¹	2,910	2,980
Jobs-Econ. Dev. Auth., Educational Facs. Rev. Ref. Bonds (Green Charter School), Series 2021-A, 4.00% 6/1/2036 ¹	1,000	842
Jobs-Econ. Dev. Auth., Educational Facs. Rev. Ref. Bonds (Green Charter School), Series 2021-A, 4.00% 6/1/2046 ¹	1,150	825
Jobs-Econ. Dev. Auth., Educational Facs. Rev. Ref. Bonds (Green Charter School), Series 2021-A, 4.00% 6/1/2056 ¹	2,955	1,953
Jobs-Econ. Dev. Auth., First Mortgage Health Care Facs. Rev. Ref. Bonds (The Lutheran Homes of South Carolina, Inc.), Series 2017, 5.00% 5/1/2042	1,855	1,541
Jobs-Econ. Dev. Auth., Health Facs. Rev. Ref. Bonds (Wesley Commons), Series 2016, 5.00% 10/1/2036 ¹	2,000	1,887
Jobs-Econ. Dev. Auth., Health Facs. Rev. Ref. Bonds (Wesley Commons), Series 2016, 5.00% 10/1/2041 ¹	6,000	5,340
Jobs-Econ. Dev. Auth., Residential Facs. Rev. Bonds (Episcopal Home Still Hopes), Series 2017, 5.00% 4/1/2052	3,030	2,514

American High-Income Municipal Bond Fund (continued)

Bonds, notes & other debt instruments (continued)	Principal amount (000)	Value (000)
South Carolina (continued)		
Jobs-Econ. Dev. Auth., Residential Facs. Rev. Ref. Bonds (Episcopal Home Still Hopes), Series 2018-A, 5.00% 4/1/2032	USD2,135	\$ 2,061
Jobs-Econ. Dev. Auth., Residential Facs. Rev. Ref. Bonds (Episcopal Home Still Hopes), Series 2018-A, 5.00% 4/1/2038	2,400	2,205
Jobs-Econ. Dev. Auth., Residential Facs. Rev. Ref. Bonds (Episcopal Home Still Hopes), Series 2018-A, 5.00% 4/1/2048	1,000	847
Jobs-Econ. Dev. Auth., Retirement Community Rev. Bonds (Seafields at Kiawah Island Project), Series 2023-B-1, 5.75% 11/15/2029	18,500	18,098
Patriots Energy Group Fncg. Agcy., Gas Supply Rev. Bonds, Series 2018-A, 4.00% 10/1/2048 (put 2/1/2024)	2,500	2,500
Patriots Energy Group Fncg. Agcy., Gas Supply Rev. Bonds, Series 2023-B-1, 5.25% 2/1/2054 (put 3/1/2031)	9,695	10,499
Public Service Auth., Rev. Obligations (Santee Cooper), Series 2016-B, 5.00% 12/1/2035	250	259
Public Service Auth., Rev. Obligations (Santee Cooper), Series 2016-B, 5.00% 12/1/2041	8,850	9,038
Public Service Auth., Rev. Obligations (Santee Cooper), Series 2016-B, 5.00% 12/1/2056	45	45
Public Service Auth., Rev. Ref. Obligations, Series 2016-A, 5.00% 12/1/2037	6,000	6,141
Public Service Auth., Rev. Ref. Obligations (Santee Cooper), Series 2016-A, 5.00% 12/1/2029	15	16
Public Service Auth., Rev. Ref. Obligations (Santee Cooper), Series 2016-C, 5.00% 12/1/2031	2,010	2,095
Public Service Auth., Rev. Ref. Obligations (Santee Cooper), Series 2015-A, 5.00% 12/1/2034	2,250	2,318
County of Richland, The Village at Sandhill Improvement Dist., Rev. Ref. Assessment Bonds, Series 2021, 3.00% 11/1/2026 ¹	520	489
County of Richland, The Village at Sandhill Improvement Dist., Rev. Ref. Assessment Bonds, Series 2021, 3.625% 11/1/2031 ¹	1,000	874
County of Richland, The Village at Sandhill Improvement Dist., Rev. Ref. Assessment Bonds, Series 2021, 3.75% 11/1/2036 ¹	1,270	1,037
		<u>139,516</u>
South Dakota 0.00%		
Housing Dev. Auth., Homeownership Mortgage Bonds, Series 2014-A, AMT, 4.00% 11/1/2044	60	60
Tennessee 0.39%		
City of Chattanooga, Health, Educational and Housing Fac. Board, Rev. Bonds (CommonSpirit Health), Series 2019-A-1, 3.25% 8/1/2044	1,200	976
Chattanooga-Hamilton County Hospital Auth., Hospital Rev. Ref. Bonds (Erlanger Health System), Series 2014, 5.00% 10/1/2039	1,815	1,820
Housing Dev. Agcy., Residential Fin. Program Bonds, Series 2014-2-A, AMT, 4.00% 7/1/2045	105	105
Housing Dev. Agcy., Residential Fin. Program Bonds, Series 2023-3A, 6.25% 1/1/2054	3,340	3,662
County of Knox, Health, Educational and Housing Fac. Board, Student Housing Rev Bonds (Provident Group - UTK Properties, LLC. - University of Tennessee Project), Series 2024-A-1, 5.50% 7/1/2054	460	506
County of Knox, Health, Educational and Housing Fac. Board, Student Housing Rev Bonds (Provident Group - UTK Properties, LLC. - University of Tennessee Project), Series 2024-A-1, 5.00% 7/1/2064	1,785	1,863
Metropolitan Dev. and Housing Agcy., Tennessee Tax Increment Rev. Bonds (Fifth & Broadway Dev. Project), Series 2018, 5.125% 6/1/2036 ¹	750	767
Metropolitan Government of Nashville and Davidson County, Industrial Dev. Board, Facs. Rev. Bonds (Waste Management, Inc. of Tennessee Project), Series 2001, AMT, 0.58% 8/1/2031 (put 8/1/2024)	700	686
Metropolitan Government of Nashville and Davidson County, Industrial Dev. Board, Special Assessment Rev. Bonds (South Nashville Central Business Improvement Dist.), Series 2021-A, 4.00% 6/1/2051 ¹	1,460	1,238
Metropolitan Government of Nashville and Davidson County, Industrial Dev. Board, Special Assessment Rev. Bonds (South Nashville Central Business Improvement Dist.), Capital Appreciation Bonds, Series 2021-B, 0% 6/1/2043 ¹	6,700	2,483
Metropolitan Nashville Airport Auth., Airport Improvement Rev. Bonds, Series 2022-B, AMT, 5.50% 7/1/2042	1,000	1,112
Metropolitan Nashville Airport Auth., Airport Improvement Rev. Bonds, Series 2022-B, AMT, 5.00% 7/1/2052	1,750	1,828
Tenergy Corp, Gas Supply Rev. Bonds, Series 2021-A, 4.00% 12/1/2051 (put 9/1/2028)	6,095	6,109
Tennessee Energy Acquisition Corp., Commodity Project Rev. Bonds, Series 2021-A, 5.00% 5/1/2052 (put 11/1/2031)	10,745	11,465
Tennessee Energy Acquisition Corp., Gas Project Rev. Bonds, Series 2023-A-1, 5.00% 5/1/2053 (put 5/1/2028)	11,135	11,577
		<u>46,197</u>

American High-Income Municipal Bond Fund (continued)

Bonds, notes & other debt instruments (continued)	Principal amount (000)	Value (000)
Texas 5.84%		
Arlington Higher Education Fin. Corp., Education Rev. and Rev. Ref. Bonds (Legacy Traditional Schools - Texas Project), Series 2021-A, 4.125% 2/15/2041	USD3,325	\$ 2,455
Arlington Higher Education Fin. Corp., Education Rev. and Rev. Ref. Bonds (Legacy Traditional Schools - Texas Project), Series 2021-A, 4.375% 2/15/2051	7,290	4,968
Arlington Higher Education Fin. Corp., Education Rev. and Rev. Ref. Bonds (Legacy Traditional Schools - Texas Project), Series 2021-A, 4.50% 2/15/2056	3,000	2,027
Arlington Higher Education Fin. Corp., Education Rev. Bonds (KIPP Texas, Inc.), Series 2019, 4.00% 8/15/2035	1,500	1,543
Arlington Higher Education Fin. Corp., Education Rev. Bonds (KIPP Texas, Inc.), Series 2019, 4.00% 8/15/2036	1,690	1,727
Arlington Higher Education Fin. Corp., Education Rev. Bonds (Legacy Traditional Schools - Texas Project), Series 2022-A, 6.50% 2/15/2057 ¹	2,000	1,877
Arlington Higher Education Fin. Corp., Education Rev. Bonds (Legacy Traditional Schools - Texas Project), Series 2022-A, 6.75% 2/15/2062 ¹	8,000	7,704
Arlington Higher Education Fin. Corp., Education Rev. Bonds (Newman International Academy), Series 2021-A, 5.00% 8/15/2041	600	535
Arlington Higher Education Fin. Corp., Education Rev. Bonds (Newman International Academy), Series 2021-A, 5.00% 8/15/2051	1,150	965
Arlington Higher Education Fin. Corp., Education Rev. Bonds (TGP Public Schools - The Gathering Place), Series 2022-A, 5.25% 8/15/2032	410	389
Arlington Higher Education Fin. Corp., Education Rev. Bonds (TGP Public Schools - The Gathering Place), Series 2022-A, 5.625% 8/15/2052	4,000	3,620
Arlington Higher Education Fin. Corp., Education Rev. Bonds (TGP Public Schools - The Gathering Place), Series 2022-A, 5.75% 8/15/2057	3,500	3,187
Arlington Higher Education Fin. Corp., Education Rev. Bonds (TGP Public Schools - The Gathering Place), Series 2022-A, 5.75% 8/15/2062	1,000	894
Arlington Higher Education Fin. Corp., Education Rev. Bonds (UME Preparatory Academy), Series 2017-A, 5.00% 8/15/2038	1,000	960
Arlington Higher Education Fin. Corp., Education Rev. Bonds (UME Preparatory Academy), Series 2017-A, 5.00% 8/15/2048	2,685	2,442
Arlington Higher Education Fin. Corp., Education Rev. Bonds (UME Preparatory Academy), Series 2017-A, 5.00% 8/15/2053	1,375	1,231
Arlington Higher Education Fin. Corp., Education Rev. Bonds (Uplift Education), Series 2016-A, 2.75% 12/1/2026	1,050	1,014
Arlington Higher Education Fin. Corp., Education Rev. Bonds (Uplift Education), Series 2016-A, 5.00% 12/1/2036	4,630	4,736
Arlington Higher Education Fin. Corp., Education Rev. Bonds (Uplift Education), Series 2016-A, 5.00% 12/1/2046	3,745	3,769
Arlington Higher Education Fin. Corp., Education Rev. Bonds (Uplift Education), Series 2016-A, 5.00% 12/1/2051	4,100	4,111
Arlington Higher Education Fin. Corp., Education Rev. Ref. Bonds (BASIS Texas Charter Schools, Inc.), Series 2021-A, 4.50% 6/15/2056 (put 6/15/2026)	2,500	2,495
Arlington Higher Education Fin. Corp., Education Rev. Ref. Bonds (Wayside Schools), Series 2021-A, 4.00% 8/15/2036	1,660	1,495
Arlington Higher Education Fin. Corp., Education Rev. Ref. Bonds (Wayside Schools), Series 2021-A, 4.00% 8/15/2041	1,830	1,529
Arlington Higher Education Fin. Corp., Education Rev. Ref. Bonds (Wayside Schools), Series 2021-A, 4.00% 8/15/2046	1,885	1,485
City of Arlington, Special Tax Rev. Bonds, Series 2018-A, Assured Guaranty Municipal insured, 5.00% 2/15/2043	825	863
City of Baytown, Municipal Dev. Dist., Hotel Rev. Bonds (Baytown Convention Center Hotel), Series 2021-B, 3.50% 10/1/2031 ¹	750	680
City of Baytown, Municipal Dev. Dist., Hotel Rev. Bonds (Baytown Convention Center Hotel), Series 2021-A, 4.00% 10/1/2050	4,175	3,513
City of Baytown, Municipal Dev. Dist., Hotel Rev. Bonds (Baytown Convention Center Hotel), Series 2021-B, 5.00% 10/1/2050 ¹	4,155	3,832
Brazoria County Industrial Dev. Corp., Solid Waste Disposal Facs. Rev. Bonds (Aleon Renewable Metals, LLC Project), Series 2022, AMT, 10.00% 6/1/2042 ^{1,2}	23,750	23,547
Brazoria County Industrial Dev. Corp., Solid Waste Disposal Facs. Rev. Bonds (Aleon Renewable Metals, LLC Project), Series 2023, AMT, 12.00% 6/1/2043 ¹	21,500	21,751
Brazoria County Industrial Dev. Corp., Solid Waste Disposal Facs. Rev. Bonds (Gladieux Metals Recycling, LLC Project), Series 2020, 8.50% 3/1/2039 ¹	24,370	22,452
Brazos Higher Education Auth., Inc., Student Loan Program Rev. Bonds, Series 2020-1-A, AMT, 2.35% 4/1/2040	85	85
Brazos Higher Education Auth., Inc., Student Loan Program Rev. Bonds, Series 2020-1-B, AMT, 3.00% 4/1/2040	2,635	2,204
Capital Area Housing Fin. Corp., Multi Family Housing Rev. Bonds (Redwood Apartments), Series 2020, 3.50% 1/1/2041 (put 1/1/2024)	5,910	5,898
Clifton Higher Education Fin. Corp., Education Rev. Bonds (Idea Public Schools), Series 2016-B, 5.00% 8/15/2028	500	517
Clifton Higher Education Fin. Corp., Education Rev. Bonds (Idea Public Schools), Series 2012, 5.00% 8/15/2032	2,210	2,213
Clifton Higher Education Fin. Corp., Education Rev. Bonds (Idea Public Schools), Series 2013, 6.00% 8/15/2033	1,000	1,002
Clifton Higher Education Fin. Corp., Education Rev. Bonds (Valor Education), Series 2023-A, 5.75% 6/15/2038 ¹	900	904

American High-Income Municipal Bond Fund (continued)

Bonds, notes & other debt instruments (continued)	Principal amount (000)	Value (000)
Texas (continued)		
Clifton Higher Education Fin. Corp., Education Rev. Bonds (Valor Education), Series 2023-A, 6.00% 6/15/2048 ¹	USD3,650	\$ 3,654
Clifton Higher Education Fin. Corp., Education Rev. Bonds (Valor Education), Series 2023-A, 6.25% 6/15/2053 ¹	3,250	3,284
Clifton Higher Education Fin. Corp., Education Rev. Bonds (Vanguard Academy, Inc.), Series 2021, 3.00% 8/15/2046	7,000	5,403
Conroe Local Government Corp., Hotel Rev. Bonds (Conroe Convention Center Hotel), Series 2021-A, 2.50% 10/1/2031	510	440
Conroe Local Government Corp., Hotel Rev. Bonds (Conroe Convention Center Hotel), Series 2021-B, 3.50% 10/1/2031 ¹	790	688
Conroe Local Government Corp., Hotel Rev. Bonds (Conroe Convention Center Hotel), Series 2021-A, 4.00% 10/1/2050	5,425	4,422
Conroe Local Government Corp., Hotel Rev. Bonds (Conroe Convention Center Hotel), Series 2021-B, 5.00% 10/1/2050 ¹	7,400	6,179
Corpus Christi Independent School Dist., Unlimited Tax School Building Bonds, Series 2022, 4.00% 8/15/2047	1,000	993
City of Crandall, Special Assessment Rev. Bonds (Cartwright Ranch Public Improvement Dist. Improvement Area No. 1 Project), Series 2021, 4.50% 9/15/2051 ¹	1,000	849
City of Crandall, Special Assessment Rev. Bonds (Cartwright Ranch Public Improvement Dist. Major Improvement Area Project), Series 2021, 5.25% 9/15/2051 ¹	500	484
City of Dallas, Special Tax Rev. Bonds (Kay Bailey Hutchison Convention Center Dallas Venue Project), Series 2023, 6.00% 8/15/2053 (put 8/15/2028) ¹	6,805	6,898
Forney Independent School Dist., Unlimited Tax School Building Bonds, Series 2022-A, 3.00% 8/15/2037	1,195	1,096
Forney Independent School Dist., Unlimited Tax School Building Bonds, Series 2022-A, 3.00% 8/15/2038	1,650	1,479
Fort Bend County Industrial Dev. Corp., Industrial Dev. Rev. Bonds (NRG Energy, Inc. Project), Series 2012-A, 4.75% 5/1/2038	4,500	4,501
Fort Bend County Industrial Dev. Corp., Industrial Dev. Rev. Bonds (NRG Energy, Inc. Project), Series 2012-B, 4.75% 11/1/2042	4,000	4,001
Gulf Coast Industrial Dev. Auth., Solid Waste Disposal Rev. Bonds (CITGO Petroleum Corp. Project), Series 1995, AMT, 4.875% 5/1/2025	11,805	11,805
County of Harris, Sports Auth., Rev. Ref. Bonds, Series 2014-A, Assured Guaranty Municipal insured, 5.00% 11/15/2053	1,000	1,002
County of Harris, Sports Auth., Rev. Ref. Bonds, Series 2020-A, Assured Guaranty Municipal insured, 3.125% 11/15/2056	5,000	3,831
Harris County Cultural Education Facs. Fin. Corp., First Mortgage Rev. Bonds (Brazos Presbyterian Homes, Inc. Project), Series 2016, 5.00% 1/1/2037	2,960	2,747
Harris County Cultural Education Facs. Fin. Corp., First Mortgage Rev. Bonds (Brazos Presbyterian Homes, Inc. Project), Series 2013-A, 5.00% 1/1/2043	1,270	1,130
Harris County Cultural Education Facs. Fin. Corp., First Mortgage Rev. Bonds (Brazos Presbyterian Homes, Inc. Project), Series 2016, 5.00% 1/1/2048	23,205	19,730
Harris County Cultural Education Facs. Fin. Corp., Hospital Rev. Bonds (Texas Children's Hospital), Series 2021-A, 3.00% 10/1/2051	2,000	1,500
Harris County Cultural Education Facs. Fin. Corp., Rev. Ref. Bonds (Young Men's Christian Assn. of the Greater Houston Area), Series 2013-A, 5.00% 6/1/2033	1,400	1,343
Harris County Cultural Education Facs. Fin. Corp., Rev. Ref. Bonds (Young Men's Christian Assn. of the Greater Houston Area), Series 2013-A, 5.00% 6/1/2038	3,500	3,142
Dept. of Housing and Community Affairs, Residential Mortgage Rev. Bonds, Series 2023-B, 6.00% 1/1/2054	4,340	4,796
Dept. of Housing and Community Affairs, Single Family Mortgage Rev. Bonds, Series 2021-A, 3.00% 3/1/2052	3,105	2,993
Dept. of Housing and Community Affairs, Single Family Mortgage Rev. Bonds, Series 2023-C, 6.00% 3/1/2054	1,545	1,710
Housing Options, Inc., Multi Family Housing Rev. Bonds (Brooks Manor - The Oaks Project), Series 2021, 0.50% 8/1/2041 (put 3/1/2025)	835	795
City of Houston, Airport System Facs. Rev. and Rev. Ref. Bonds (United Airlines, Inc. Terminal Improvement Projects), Series 2015-B-1, AMT, 5.00% 7/15/2035	5,495	5,502
City of Houston, Airport System Facs. Rev. Bonds (United Airlines, Inc. Terminal Improvement Projects), Series 2021-A, AMT, 4.00% 7/1/2041	16,005	14,505
City of Houston, Airport System Facs. Rev. Bonds (United Airlines, Inc. Terminal Improvement Projects), Series 2021-B-1, AMT, 4.00% 7/15/2041	25,035	22,685
City of Houston, Airport System Rev. Ref. Bonds, Series 2023-A, AMT, Assured Guaranty Municipal insured, 5.25% 7/1/2041	1,000	1,109
City of Houston, Airport System Rev. Ref. Bonds, Series 2021-A, AMT, 4.00% 7/1/2046	5,000	4,794
City of Houston, Airport System Special Facs. Rev. Bonds (Continental Airlines, Inc. Terminal Improvement Projects), Series 2011, AMT, 6.50% 7/15/2030	12,500	12,508
City of Houston, Airport System Special Facs. Rev. Bonds (Continental Airlines, Inc. Terminal Improvement Projects), Series 2011, AMT, 6.625% 7/15/2038	4,400	4,403

American High-Income Municipal Bond Fund (continued)

Bonds, notes & other debt instruments (continued)	Principal amount (000)	Value (000)
Texas (continued)		
City of Houston, Airport System Special Facs. Rev. Bonds (United Airlines, Inc. Terminal Improvement Projects), Series 2018-C, AMT, 5.00% 7/15/2028	USD12,000	\$12,214
City of Houston, Airport System Special Facs. Rev. Ref. Bonds (United Airlines, Inc. Terminal E Project), Series 2014, AMT, 4.75% 7/1/2024	6,750	6,759
City of Houston, Airport System Special Facs. Rev. Ref. Bonds (United Airlines, Inc. Terminal E Project), Series 2014, AMT, 5.00% 7/1/2029	19,775	19,780
City of Houston, Airport System Special Facs. Rev. Ref. Bonds (United Airlines, Inc. Terminal Improvement Projects), Series 2020-A, AMT, 5.00% 7/1/2027	3,975	4,022
City of Houston, Airport System Special Facs. Rev. Ref. Bonds (United Airlines, Inc. Terminal Improvement Projects), Series 2020-B-2, AMT, 5.00% 7/15/2027	3,955	4,003
City of Houston, Airport System Special Facs. Rev. Ref. Bonds (United Airlines, Inc. Terminal Improvement Projects), Series 2020-C, AMT, 5.00% 7/15/2027	11,800	11,942
City of Houston, Airport System Special Facs. Rev. Ref. Bonds (United Airlines, Inc. Terminal Improvement Projects), Series 2015-B-1, AMT, 5.00% 7/15/2030	8,155	8,172
City of Houston, Convention and Entertainment Facs. Dept., Hotel Occupancy Tax and Special Rev. Ref. Bonds, Series 2021, 3.00% 9/1/2032	500	496
City of Houston, Convention and Entertainment Facs. Dept., Hotel Occupancy Tax and Special Rev. Ref. Bonds, Series 2021, 3.00% 9/1/2033	310	306
City of Irving, Hospital Auth., Hospital Rev. Bonds (Baylor Scott & White Medical Center - Irving), Series 2017-A, 5.00% 10/15/2033	1,000	1,031
City of Irving, Hospital Auth., Hospital Rev. Bonds (Baylor Scott & White Medical Center - Irving), Series 2017-A, 5.00% 10/15/2044	1,000	1,010
City of Kerrville Health Facs. Dev. Corp., Hospital Rev. Bonds (Peterson Regional Medical Center Project), Series 2015, 5.00% 8/15/2024	1,000	1,007
City of Kerrville Health Facs. Dev. Corp., Hospital Rev. Bonds (Peterson Regional Medical Center Project), Series 2015, 5.00% 8/15/2025	1,000	1,019
City of Kerrville Health Facs. Dev. Corp., Hospital Rev. Bonds (Peterson Regional Medical Center Project), Series 2015, 5.00% 8/15/2030	3,450	3,512
Town of Little Elm, Spiritas Ranch Public Improvement Dist., Special Assessment Rev. Bonds, Series 2021, 5.375% 9/1/2051 ¹	22,650	22,547
Love Field Airport Modernization Corp., Special Facs. Rev. Bonds, Series 2012, AMT, 5.00% 11/1/2028	4,940	4,940
County of Matagorda, Navigation Dist. No. 1, Pollution Control Rev. Ref. Bonds (Central Power and Light Co. Project), Series 1996, AMT, 4.25% 5/1/2030	2,960	2,950
County of Matagorda, Navigation Dist. No. 1, Rev. Ref. Bonds (Houston Lighting & Power Co. Project), Series 1997, AMT, AMBAC insured, 5.125% 11/1/2028	1,955	2,056
Mission Econ. Dev. Corp., Rev. Bonds (Natgasoline Project), Series 2018, AMT, 4.625% 10/1/2031 ¹	2,195	2,182
County of Montgomery, Toll Road Auth., Toll Road Rev. Bonds, Series 2018, 5.00% 9/15/2043	1,695	1,709
Municipal Gas Acquisition and Supply Corp. II, Gas Supply Rev. Bonds, Series 2007-A, (3-month USD CME Term SOFR x 0.66 + 0.86%) 4.491% 9/15/2027 ²	4,775	4,688
Municipal Gas Acquisition and Supply Corp. II, Gas Supply Rev. Bonds, Series 2007-B, (SIFMA Municipal Swap Index + 0.55%) 5.10% 9/15/2027 ²	1,595	1,569
Municipal Gas Acquisition and Supply Corp. III, Gas Supply Rev. Ref. Bonds, Series 2021, 5.00% 12/15/2026	585	601
Municipal Gas Acquisition and Supply Corp. III, Gas Supply Rev. Ref. Bonds, Series 2021, 5.00% 12/15/2027	910	944
Municipal Gas Acquisition and Supply Corp. III, Gas Supply Rev. Ref. Bonds, Series 2021, 5.00% 12/15/2029	2,570	2,711
Municipal Gas Acquisition and Supply Corp. III, Gas Supply Rev. Ref. Bonds, Series 2021, 5.00% 12/15/2030	3,500	3,707
Municipal Gas Acquisition and Supply Corp. III, Gas Supply Rev. Ref. Bonds, Series 2021, 5.00% 12/15/2031	2,210	2,354
Municipal Gas Acquisition and Supply Corp. III, Gas Supply Rev. Ref. Bonds, Series 2021, 5.00% 12/15/2032	2,355	2,522
Municipal Gas Acquisition and Supply Corp. IV, Gas Supply Rev. Bonds, Series 2023-A, 5.50% 1/1/2054 (put 1/1/2030)	13,125	14,116
Municipal Gas Acquisition and Supply Corp. IV, Gas Supply Rev. Bonds, Series 2023-B, 5.50% 1/1/2054 (put 1/1/2034)	27,425	30,701
New Hope Cultural Education Facs. Fin. Corp., Education Rev. and Rev. Ref. Bonds (Junilee Academic Center), Series 2021, 4.00% 8/15/2041 ¹	2,080	1,776
New Hope Cultural Education Facs. Fin. Corp., Education Rev. and Rev. Ref. Bonds (Junilee Academic Center), Series 2021, 4.00% 8/15/2046 ¹	1,610	1,307
New Hope Cultural Education Facs. Fin. Corp., Education Rev. and Rev. Ref. Bonds (Junilee Academic Center), Series 2021, 4.00% 8/15/2051 ¹	4,245	3,312
New Hope Cultural Education Facs. Fin. Corp., Education Rev. and Rev. Ref. Bonds (Junilee Academic Center), Series 2021, 4.00% 8/15/2056 ¹	3,510	2,665
New Hope Cultural Education Facs. Fin. Corp., Education Rev. Bonds (Beta Foundation), Series 2019-A, 3.375% 8/15/2029 ¹	465	427
New Hope Cultural Education Facs. Fin. Corp., Education Rev. Bonds (Beta Foundation), Series 2019-A, 5.00% 8/15/2039 ¹	1,445	1,405

American High-Income Municipal Bond Fund (continued)

Bonds, notes & other debt instruments (continued)	Principal amount (000)	Value (000)
Texas (continued)		
New Hope Cultural Education Facs. Fin. Corp., Education Rev. Bonds (Beta Foundation), Series 2019-A, 5.00% 8/15/2049 ¹	USD2,710	\$2,490
New Hope Cultural Education Facs. Fin. Corp., Retirement Fac. Rev. Bonds (Morningside Ministries Project), Series 2020-A, 5.00% 1/1/2030	1,000	941
New Hope Cultural Education Facs. Fin. Corp., Retirement Fac. Rev. Bonds (Morningside Ministries Project), Series 2020-A, 5.00% 1/1/2035	500	442
New Hope Cultural Education Facs. Fin. Corp., Retirement Fac. Rev. Bonds (Morningside Ministries Project), Series 2022, 4.00% 1/1/2037	1,250	975
New Hope Cultural Education Facs. Fin. Corp., Retirement Fac. Rev. Bonds (Morningside Ministries Project), Series 2020-A, 5.00% 1/1/2040	790	660
New Hope Cultural Education Facs. Fin. Corp., Retirement Fac. Rev. Bonds (Morningside Ministries Project), Series 2022, 4.00% 1/1/2042	1,825	1,305
New Hope Cultural Education Facs. Fin. Corp., Retirement Fac. Rev. Bonds (Morningside Ministries Project), Series 2020-A, 5.00% 1/1/2055	6,100	4,620
New Hope Cultural Education Facs. Fin. Corp., Retirement Fac. Rev. Bonds (MRC Crestview Project), Series 2016, 5.00% 11/15/2036 (preref. 11/15/2024)	150	155
New Hope Cultural Education Facs. Fin. Corp., Retirement Fac. Rev. Bonds (MRC Crestview Project), Series 2016, 5.00% 11/15/2046 (preref. 11/15/2024)	4,350	4,491
New Hope Cultural Education Facs. Fin. Corp., Retirement Fac. Rev. Bonds (Wesleyan Homes, Inc. Obligated Group), Series 2019, 5.00% 1/1/2050	1,180	876
New Hope Cultural Education Facs. Fin. Corp., Retirement Fac. Rev. Bonds (Wesleyan Homes, Inc. Obligated Group), Series 2019, 5.00% 1/1/2055	5,500	3,971
New Hope Cultural Education Facs. Fin. Corp., Retirement Fac. Rev. Bonds (Wesleyan Homes, Inc. Obligated Group), Series 2019, 5.00% 1/1/2039	1,455	1,206
New Hope Cultural Education Facs. Fin. Corp., Retirement Fac. Rev. Bonds (Wesleyan Homes, Inc. Project), Series 2014, 5.50% 1/1/2035	100	94
New Hope Cultural Education Facs. Fin. Corp., Retirement Fac. Rev. Bonds (Wesleyan Homes, Inc. Project), Series 2014, 5.50% 1/1/2043	3,700	3,178
New Hope Cultural Education Facs. Fin. Corp., Retirement Fac. Rev. Bonds (Wesleyan Homes, Inc. Project), Series 2014, 5.50% 1/1/2049	8,930	7,280
New Hope Cultural Education Facs. Fin. Corp., Retirement Fac. Rev. Bonds (Westminster Project), Series 2016, 5.00% 11/1/2031	1,410	1,439
New Hope Cultural Education Facs. Fin. Corp., Retirement Fac. Rev. Bonds (Westminster Project), Series 2016, 5.00% 11/1/2040	2,600	2,605
New Hope Cultural Education Facs. Fin. Corp., Senior Living Rev. Bonds (Wichita Falls Retirement Foundation Project), Series 2021, 4.00% 1/1/2031	1,680	1,590
New Hope Cultural Education Facs. Fin. Corp., Senior Living Rev. Bonds (Wichita Falls Retirement Foundation Project), Series 2021, 4.00% 1/1/2036	1,755	1,568
New Hope Cultural Education Facs. Fin. Corp., Senior Living Rev. Bonds (Wichita Falls Retirement Foundation Project), Series 2021, 4.00% 1/1/2041	1,750	1,436
New Hope Cultural Education Facs. Fin. Corp., Senior Living Rev. Bonds (Sanctuary LTC Project), Series 2021, 5.50% 1/1/2057	5,000	3,604
New Hope Cultural Education Facs. Fin. Corp., Student Housing Rev. Bonds (CHF-Collegiate Housing Island Campus, LLC - Texas A&M University-Corpus Christi Island Campus Project), Series 2017-A, 5.00% 4/1/2032 (preref. 4/1/2027)	855	911
New Hope Cultural Education Facs. Fin. Corp., Student Housing Rev. Bonds (CHF-Collegiate Housing Island Campus, LLC - Texas A&M University-Corpus Christi Island Campus Project), Series 2017-A, 5.00% 4/1/2037 (preref. 4/1/2027)	2,855	3,042
New Hope Cultural Education Facs. Fin. Corp., Student Housing Rev. Bonds (CHF-Collegiate Housing Island Campus, LLC - Texas A&M University-Corpus Christi Island Campus Project), Series 2017-A, 5.00% 4/1/2042 (preref. 4/1/2027)	4,705	5,012
New Hope Cultural Education Facs. Fin. Corp., Student Housing Rev. Bonds (CHF-Collegiate Housing Stephenville II, LLC - Tarleton State University Project), Series 2014-A, 5.00% 4/1/2039	1,125	1,128
New Hope Cultural Education Facs. Fin. Corp., Student Housing Rev. Bonds (CHF-Collegiate Housing Stephenville III, LLC - Tarleton State University Project), Series 2015-A, 5.00% 4/1/2035 (preref. 4/1/2025)	1,000	1,020
New Hope Cultural Education Facs. Fin. Corp., Student Housing Rev. Bonds (NCCD-Brenham Properties, LLC - Blinn College Project), Series 2020-A, 5.00% 7/1/2040	1,300	1,182
New Hope Cultural Education Facs. Fin. Corp., Student Housing Rev. Bonds (NCCD-Brenham Properties, LLC - Blinn College Project), Series 2020-A, 5.00% 7/1/2057	4,460	3,731
Newark Higher Education Fin. Corp., Education Rev. Bonds (TLC Academy), Series 2021-A, 4.00% 8/15/2041	1,685	1,432
Newark Higher Education Fin. Corp., Education Rev. Bonds (TLC Academy), Series 2021-A, 4.00% 8/15/2051	2,950	2,278

American High-Income Municipal Bond Fund (continued)

Bonds, notes & other debt instruments (continued)	Principal amount (000)	Value (000)
Texas (continued)		
Newark Higher Education Fin. Corp., Education Rev. Bonds (TLC Academy), Series 2021-A, 4.00% 8/15/2056	USD2,250	\$ 1,689
Newark Higher Education Fin. Corp., Rev. Improvement and Rev. Ref. Bonds (Abilene Christian University Project), Series 2022-A, 4.00% 4/1/2057	1,815	1,616
North Parkway Municipal Management Dist. No. 1, Special Assessment Rev. Bonds (Major Improvements Project No. 2), Series 2022, 5.50% 9/15/2032 ¹	4,880	4,903
North Parkway Municipal Management Dist. No. 1, Special Assessment Rev. Bonds (Major Improvements Project No. 2), Series 2022, 5.625% 9/15/2042 ¹	9,985	9,911
North Parkway Municipal Management Dist. No. 1, Special Assessment Rev. Bonds (Major Improvements Project No. 2), Series 2022, 5.75% 9/15/2052 ¹	17,360	16,980
North Texas Tollway Auth., System Rev. and Rev. Ref. Bonds, Series 2017-B, 5.00% 1/1/2048	2,500	2,575
North Texas Tollway Auth., System Rev. Ref. Bonds, Series 2015-A, 5.00% 1/1/2034	2,000	2,028
North Texas Tollway Auth., System Rev. Ref. First Tier Bonds, Series 2020-A, 3.00% 1/1/2038	3,000	2,663
City of Plano, Special Assessment Rev. Bonds (Collin Creek West Public Improvement Dist. Project), Series 2021, 4.00% 9/15/2051 ¹	5,400	4,284
City of Plano, Special Assessment Rev. Bonds (Collin Creek West Public Improvement Dist. Project), Series 2021, 4.375% 9/15/2051 ¹	14,000	11,539
Red River Education Fin. Corp., Higher Education Rev. Bonds (St. Edward's University Project), Series 2016, 4.00% 6/1/2036	500	483
City of Sanger Industrial Dev. Corp., Industrial Dev. Rev. Ref. Bonds (Texas Pellets Project), Series 2012-B, AMT, 8.00% 7/1/2038 ⁶	3,110	731
Sherman Independent School Dist., Unlimited Tax School Building Bonds, Series 2023-B, 5.00% 2/15/2053	2,000	2,181
Surface Transportation Corp., Private Activity Rev. Bonds (NTE Mobility Partners Segments 3 LLC Segment 3C Project), Series 2019, AMT, 5.00% 6/30/2058	13,495	13,666
Surface Transportation Corp., Rev. Ref. Bonds (LBJ Infrastructure Group, LLC I-635 Managed Lanes Project), Series 2020-A, 4.00% 12/31/2037	1,500	1,517
Surface Transportation Corp., Rev. Ref. Bonds (LBJ Infrastructure Group, LLC I-635 Managed Lanes Project), Series 2020-A, 4.00% 12/31/2038	2,375	2,396
Surface Transportation Corp., Rev. Ref. Bonds (LBJ Infrastructure Group, LLC I-635 Managed Lanes Project), Series 2020-A, 4.00% 6/30/2039	455	459
Surface Transportation Corp., Rev. Ref. Bonds (LBJ Infrastructure Group, LLC I-635 Managed Lanes Project), Series 2020-A, 4.00% 12/31/2039	750	756
Surface Transportation Corp., Rev. Ref. Bonds (LBJ Infrastructure Group, LLC I-635 Managed Lanes Project), Series 2020-A, 4.00% 6/30/2040	335	336
Tarrant County Cultural Education Facs. Fin. Corp., Retirement Fac. Rev. Bonds (Air Force Villages Obligated Group), Series 2016, 4.00% 5/15/2027	7,840	7,630
Tarrant County Cultural Education Facs. Fin. Corp., Retirement Fac. Rev. Bonds (Air Force Villages Obligated Group), Series 2016, 4.00% 5/15/2031	5,500	5,154
Tarrant County Cultural Education Facs. Fin. Corp., Retirement Fac. Rev. Bonds (Air Force Villages Obligated Group), Series 2016, 5.00% 5/15/2037	6,150	5,935
Tarrant County Cultural Education Facs. Fin. Corp., Retirement Fac. Rev. Bonds (Air Force Villages Obligated Group), Series 2016, 5.00% 5/15/2045	14,005	12,487
Tarrant County Cultural Education Facs. Fin. Corp., Retirement Fac. Rev. Bonds (Barton Creek Senior Living Center, Inc. - Querencia Project), Series 2015, 5.00% 11/15/2035	200	194
Tarrant County Cultural Education Facs. Fin. Corp., Retirement Fac. Rev. Bonds (Barton Creek Senior Living Center, Inc. - Querencia Project), Series 2015, 5.00% 11/15/2040	1,655	1,549
Transportation Commission, Central Texas Turnpike System Rev. Ref. Bonds, Series 2015-C, 5.00% 8/15/2032	5,000	5,033
Transportation Commission, Central Texas Turnpike System Rev. Ref. Bonds, Series 2015-C, 5.00% 8/15/2037	4,000	4,023
Transportation Commission, State Highway 249 System First Tier Toll Rev. Bonds, Capital Appreciation Bonds, Series 2019-A, 0% 8/1/2041	430	190
Transportation Commission, State Highway 249 System First Tier Toll Rev. Bonds, Capital Appreciation Bonds, Series 2019-A, 0% 8/1/2042	2,370	989
Turnpike Auth., Central Texas Turnpike System, Rev. Bonds, Capital Appreciation Bonds, Series 2002-A, AMBAC insured, 0% 8/15/2028	11,000	9,448
		<u>697,489</u>
United States 0.47%		
Freddie Mac, Multi Family Certs., Series 2023, 0.916% 6/25/2035 ^{1,2}	139,591	8,678
Freddie Mac, Multi Family Certs., Series 2023, 2.75% 11/25/2035 ¹	10,160	9,054
Freddie Mac, Multi Family Certs., Series 2023, 4.141% 1/25/2040 ²	9,183	8,671
Freddie Mac, Multi Family Certs., Series 2023, 4.548% 8/25/2040 ²	1,480	1,451
Freddie Mac, Multi Family Mortgage Bonds, Series 2019-ML-05, Class AUS, 3.40% 1/25/2036	1,998	1,885
Freddie Mac, Multi Family Mortgage Bonds, Series 2019-ML-06, Class XUS, interest only, 1.133% 6/25/2037 ^{2,3}	59,201	4,728

American High-Income Municipal Bond Fund (continued)

Bonds, notes & other debt instruments (continued)	Principal amount (000)	Value (000)
United States (continued)		
Freddie Mac, Multi Family Mortgage Bonds, Series 2021-ML-10, Class XUS, 2.127% 1/25/2038 ^{1,2}	USD27,449	\$ 4,249
Freddie Mac, Multi Family Mortgage Green Bonds, Series 2023, Class ACA, 2.25% 9/25/2037	3,988	3,238
Freddie Mac, Multi Family Mortgage Green Bonds, Series 2021-ML-10, Class AUS, 2.032% 1/25/2038 ¹	2,582	1,995
Freddie Mac, Multi Family Mortgage Green Bonds, Series 2022-ML-14, Class A-T, 4.05% 8/25/2038	5,415	5,055
Freddie Mac, Multi Family Mortgage Green Bonds, Series 2023, Class A, 3.083% 4/25/2043 ²	7,915	6,595
		<u>55,599</u>
Utah 1.51%		
Charter School Fin. Auth., Charter School Rev. Bonds (Bridge Elementary Project), Series 2021-A, 4.00% 6/15/2041 ¹	895	691
Charter School Fin. Auth., Charter School Rev. Bonds (Bridge Elementary Project), Series 2021-A, 4.25% 6/15/2051 ¹	1,315	959
Charter School Fin. Auth., Charter School Rev. Ref. Bonds (Early Light Academy), Series 2017, 5.00% 7/15/2046 ¹	7,405	6,823
Hideout Local Dist. No. 1, Special Assessment Bonds, Series 2017, 6.75% 8/1/2037 ¹	23,485	22,276
Housing Corp., Single Family Mortgage Bonds, Series 2023-A, 6.00% 7/1/2053	650	704
Housing Corp., Single Family Mortgage Bonds, Series 2024-A, 6.50% 1/1/2054	410	454
Hurricane City, Gateway at Sand Hollow Public Infrastructure Dist. No. 1, Limited Tax G.O. Bonds, Series 2021-A, 5.50% 3/1/2051 ^{1,5}	15,000	10,702
Jordanelle Ridge Public Infrastructure Dist. No. 2, Limited Tax G.O. Bonds, Series 2023-A, 7.75% 3/1/2054 ¹	24,610	25,075
MIDA Mountain Village Public Infrastructure Dist., Special Assessment Rev. Bonds (Mountain Village Assessment Area No. 2), Series 2021, 4.00% 8/1/2050 ¹	36,080	29,020
MIDA Mountain Village Public Infrastructure Dist., Special Assessment Rev. Bonds (Mountain Village Assessment Area), Series 2020-A, 5.00% 8/1/2050 ¹	13,250	12,154
MIDA Mountain Village Public Infrastructure Dist., Special Assessment Rev. Bonds (Mountain Village Assessment Area #2), Series 2021, 4.00% 8/1/2025 ¹	1,000	991
MIDA Mountain Village Public Infrastructure Dist., Special Assessment Rev. Bonds (Mountain Village Assessment Area #2), Series 2021, 4.00% 8/1/2026 ¹	1,290	1,271
Military Installation Dev. Auth., Tax Allocation Rev. Bonds, Series 2021-A-2, 4.00% 6/1/2041	4,170	3,379
Payson City, Red Bridge Public Infrastructure Dist. No. 1, Limited Tax G.O. Bonds, Series 2021-A, 3.625% 2/1/2035 ¹	600	502
Payson City, Red Bridge Public Infrastructure Dist. No. 1, Limited Tax G.O. Bonds, Series 2021-A, 4.125% 2/1/2041 ¹	1,000	804
Payson City, Red Bridge Public Infrastructure Dist. No. 1, Limited Tax G.O. Bonds, Series 2021-A, 4.375% 2/1/2051 ¹	2,120	1,649
Salt Lake City, Airport Rev. Bonds (Salt Lake City International Airport), Series 2021-A, AMT, 5.00% 7/1/2046	1,775	1,864
Salt Lake City, Airport Rev. Bonds (Salt Lake City International Airport), Series 2018-A, AMT, 5.00% 7/1/2048	1,445	1,474
UIPA Crossroads Public Infrastructure Dist., Tax Differential Rev. Bonds, Series 2021, 4.125% 6/1/2041 ¹	9,400	8,512
UIPA Crossroads Public Infrastructure Dist., Tax Differential Rev. Bonds, Series 2021, 4.375% 6/1/2052 ¹	57,810	51,305
		<u>180,609</u>
Vermont 0.27%		
Econ. Dev. Auth., Mortgage Rev. Bonds (Wake Robin Corp. Project), Series 2021-A, 4.00% 5/1/2037	5,155	4,725
Econ. Dev. Auth., Mortgage Rev. Bonds (Wake Robin Corp. Project), Series 2021-A, 4.00% 5/1/2045	7,995	6,607
Econ. Dev. Auth., Mortgage Rev. Bonds (Wake Robin Corp. Project), Series 2017-A, 5.00% 5/1/2047	470	448
Econ. Dev. Auth., Solid Waste Disposal Rev. Bonds (Casella Waste Systems, Inc. Project), Series 2013, AMT, 4.625% 4/1/2036 (put 4/3/2028) ¹	2,400	2,389
Housing Fin. Agcy., Multi Family Mortgage Bonds, Series 2021-A, 2.50% 8/15/2046	1,000	709
Housing Fin. Agcy., Multi Family Mortgage Bonds, Series 2022-A, 2.85% 2/15/2052	1,000	739
Student Assistance Corp., Education Loan Rev. Bonds, Series 2018-A, AMT, 5.00% 6/15/2025	300	305
Student Assistance Corp., Education Loan Rev. Bonds, Series 2021-A, AMT, 5.00% 6/15/2026	125	129
Student Assistance Corp., Education Loan Rev. Bonds, Series 2018-A, AMT, 5.00% 6/15/2027	300	309
Student Assistance Corp., Education Loan Rev. Bonds, Series 2018-A, AMT, 3.625% 6/15/2029	315	314
Student Assistance Corp., Education Loan Rev. Bonds, Series 2017-A, AMT, 4.00% 6/15/2029	870	862
Student Assistance Corp., Education Loan Rev. Bonds, Series 2018-A, AMT, 3.75% 6/15/2030	255	254
Student Assistance Corp., Education Loan Rev. Bonds, Series 2021-A, AMT, 5.00% 6/15/2030	550	590
Student Assistance Corp., Education Loan Rev. Bonds, Series 2018-A, AMT, 4.00% 6/15/2031	160	159
Student Assistance Corp., Education Loan Rev. Bonds, Series 2021-A, AMT, 5.00% 6/15/2031	550	593
Student Assistance Corp., Education Loan Rev. Bonds, Series 2018-A, AMT, 4.00% 6/15/2032	125	125
Student Assistance Corp., Education Loan Rev. Bonds, Series 2019-A, AMT, 3.00% 6/15/2035	3,115	2,921
Student Assistance Corp., Education Loan Rev. Bonds, Series 2021-A, AMT, 2.375% 6/15/2039	2,590	2,340

American High-Income Municipal Bond Fund (continued)

Bonds, notes & other debt instruments (continued)

	Principal amount (000)	Value (000)
Vermont (continued)		
Student Assistance Corp., Education Loan Rev. Bonds, Series 2023-A, AMT, 4.00% 6/15/2041	USD4,155	\$ 4,040
Student Assistance Corp., Education Loan Rev. Bonds, Series 2018-A, AMT, 4.375% 6/15/2046	1,850	1,722
Student Assistance Corp., Education Loan Rev. Bonds, Series 2019-B, AMT, 4.00% 6/15/2047	2,150	1,875
		<u>32,155</u>
Virgin Islands 0.77%		
Matching Fund Special Purpose Securitization Corp., Matching Fund Securitization Bonds, Series 2022-A, 5.00% 10/1/2025	1,825	1,859
Matching Fund Special Purpose Securitization Corp., Matching Fund Securitization Bonds, Series 2022-A, 5.00% 10/1/2027	1,000	1,035
Matching Fund Special Purpose Securitization Corp., Matching Fund Securitization Bonds, Series 2022-A, 5.00% 10/1/2028	9,810	10,191
Matching Fund Special Purpose Securitization Corp., Matching Fund Securitization Bonds, Series 2022-A, 5.00% 10/1/2030	10,255	10,771
Matching Fund Special Purpose Securitization Corp., Matching Fund Securitization Bonds, Series 2022-A, 5.00% 10/1/2032	7,460	7,890
Matching Fund Special Purpose Securitization Corp., Matching Fund Securitization Bonds, Series 2022-A, 5.00% 10/1/2039	44,750	45,981
Public Fin. Auth., Rev. and Rev. Ref. Bonds (Virgin Islands Gross Receipts Taxes Loan Note), Series 2014-C, 5.00% 10/1/2030 ¹	1,000	951
Public Fin. Auth., Rev. and Rev. Ref. Bonds (Virgin Islands Gross Receipts Taxes Loan Note), Series 2014-C, 5.00% 10/1/2039 ¹	6,250	5,539
West Indian Co., Limited Port Facs. Rev. Bonds, Series 2022-A, 6.125% 10/1/2042 ¹	1,470	1,414
West Indian Co., Limited Port Facs. Rev. Bonds, Series 2022-B, AMT, 6.25% 10/1/2042 ¹	2,350	2,309
West Indian Co., Limited Port Facs. Rev. Bonds, Series 2022-A, 6.375% 4/1/2052 ¹	2,535	2,441
West Indian Co., Limited Port Facs. Rev. Bonds, Series 2022-B, AMT, 6.50% 4/1/2052 ¹	1,245	1,206
		<u>91,587</u>
Virginia 2.54%		
County of Albemarle, Econ. Dev. Auth., Residential Care Fac. Rev. Ref. Bonds (Westminster-Canterbury of the Blue Ridge), Series 2022-A, 4.00% 6/1/2034	1,310	1,314
County of Albemarle, Econ. Dev. Auth., Residential Care Fac. Rev. Ref. Bonds (Westminster-Canterbury of the Blue Ridge), Series 2022-A, 4.00% 6/1/2042	1,230	1,144
City of Alexandria, Industrial Dev. Auth., Demand Rev. Ref. Bonds (Goodwin House), Series 2015, 5.00% 10/1/2045 (preref. 10/1/2025)	3,000	3,095
County of Amelia, Industrial Dev. Auth., Solid Waste Disposal Rev. and Rev. Ref. Bonds (Waste Management, Inc. Project), Series 2002, AMT, 1.45% 4/1/2027	690	624
County of Arlington, Industrial Dev. Auth., Hospital Rev. Bonds (Virginia Hospital Center), Series 2020, 4.00% 7/1/2045	1,665	1,632
City of Chesapeake, Chesapeake Transportation System Toll Road Rev. Ref. Bonds, Convertible Capital Appreciation Bonds, Series 2012-B, 4.875% 7/15/2040	1,500	1,551
County of Fairfax, Econ. Dev. Auth., Residential Care Facs. Mortgage Rev. Ref. Bonds (Goodwin House, Inc.), Series 2016-A, 5.00% 10/1/2036 (preref. 10/1/2024)	1,000	1,031
County of Fairfax, Redev. and Housing Auth., Multi Family Housing Rev. Bonds (Dominion Square North Project), Series 2023, 5.00% 1/1/2045 (put 1/1/2028)	1,170	1,229
Town of Farmville, Industrial Dev. Auth., Educational Facs. Rev. Ref. Bonds (Longwood University Student Housing Project), Series 2018-A, 5.00% 1/1/2031	1,195	1,237
Town of Farmville, Industrial Dev. Auth., Educational Facs. Rev. Ref. Bonds (Longwood University Student Housing Project), Series 2018-A, 5.00% 1/1/2038	3,250	3,287
Town of Farmville, Industrial Dev. Auth., Educational Facs. Rev. Ref. Bonds (Longwood University Student Housing Project), Series 2020-A, 5.00% 1/1/2040	3,660	3,681
Town of Farmville, Industrial Dev. Auth., Educational Facs. Rev. Ref. Bonds (Longwood University Student Housing Project), Series 2018-A, 5.00% 1/1/2043	4,500	4,460
Town of Farmville, Industrial Dev. Auth., Educational Facs. Rev. Ref. Bonds (Longwood University Student Housing Project), Series 2018-A, 5.00% 1/1/2048	4,000	3,874
Town of Farmville, Industrial Dev. Auth., Educational Facs. Rev. Ref. Bonds (Longwood University Student Housing Project), Series 2020-A, 5.00% 1/1/2050	13,655	13,131
Town of Farmville, Industrial Dev. Auth., Educational Facs. Rev. Ref. Bonds (Longwood University Student Housing Project), Series 2018-A, 5.00% 1/1/2055	18,805	17,851
Town of Farmville, Industrial Dev. Auth., Educational Facs. Rev. Ref. Bonds (Longwood University Student Housing Project), Series 2020-A, 5.00% 1/1/2059	23,010	21,616

American High-Income Municipal Bond Fund (continued)

Bonds, notes & other debt instruments (continued)

	Principal amount (000)	Value (000)
Virginia (continued)		
City of Hampton, Peninsula Town Center Community Dev. Auth., Special Obligation Rev. Ref. Bonds, Series 2018, 5.00% 9/1/2045 ¹	USD1,090	\$ 1,043
County of Hanover, Econ. Dev. Auth., Residential Care Fac. Rev. Ref. Bonds (Covenant Woods), Series 2022, 4.00% 7/1/2025	1,445	1,421
County of Hanover, Econ. Dev. Auth., Residential Care Fac. Rev. Ref. Bonds (Covenant Woods), Series 2022, 4.00% 7/1/2028	1,630	1,543
County of Hanover, Econ. Dev. Auth., Residential Care Fac. Rev. Ref. Bonds (Covenant Woods), Series 2022, 4.00% 7/1/2031	625	567
County of Hanover, Econ. Dev. Auth., Residential Care Fac. Rev. Ref. Bonds (Covenant Woods), Series 2022, 4.00% 7/1/2040	6,135	4,827
County of Hanover, Econ. Dev. Auth., Residential Care Fac. Rev. Ref. Bonds (Covenant Woods), Series 2022, 4.00% 7/1/2047	6,510	4,639
County of Hanover, Econ. Dev. Auth., Residential Care Fac. Rev. Ref. Bonds (Covenant Woods), Series 2018, 5.00% 7/1/2048	1,400	1,158
County of Hanover, Econ. Dev. Auth., Residential Care Fac. Rev. Ref. Bonds (Covenant Woods), Series 2018, 5.00% 7/1/2051	5,100	4,138
County of Henrico, Econ. Dev. Auth., Residential Care Fac. Rev. Bonds (Pinnacle Living), Series 2019-A, 5.00% 6/1/2034	1,000	976
County of Henrico, Econ. Dev. Auth., Residential Care Fac. Rev. Bonds (Pinnacle Living), Series 2019-A, 5.00% 6/1/2039	5,970	5,687
County of Henrico, Econ. Dev. Auth., Residential Care Fac. Rev. Bonds (Pinnacle Living), Series 2019-A, 5.00% 6/1/2044	2,245	2,067
County of Henrico, Econ. Dev. Auth., Residential Care Fac. Rev. Bonds (Pinnacle Living), Series 2019-A, 5.00% 6/1/2049	4,455	4,023
County of Henrico, Econ. Dev. Auth., Residential Care Fac. Rev. Bonds (Pinnacle Living), Series 2019-A, 5.00% 6/1/2052	1,970	1,749
County of Henrico, Econ. Dev. Auth., Residential Care Fac. Rev. Ref. Bonds (LifeSpire of Virginia), Series 2017-C, 5.00% 12/1/2037	1,445	1,472
County of Henrico, Econ. Dev. Auth., Residential Care Fac. Rev. Ref. Bonds (LifeSpire of Virginia), Series 2017-C, 5.00% 12/1/2047	19,325	19,085
County of Henrico, Econ. Dev. Auth., Residential Care Fac. Rev. Ref. Bonds (Westminster-Canterbury of Richmond), Series 2022-A, 5.00% 10/1/2047	810	834
County of Henrico, Econ. Dev. Auth., Residential Care Fac. Rev. Ref. Bonds (Westminster-Canterbury of Richmond), Series 2022-A, 5.00% 10/1/2052	1,095	1,114
County of Isle of Wight, Econ. Dev. Auth., Health System Rev. Bonds (Riverside Health System), Series 2023, 5.25% 7/1/2048	600	663
County of Isle of Wight, Econ. Dev. Auth., Health System Rev. Bonds (Riverside Health System), Series 2023, 5.25% 7/1/2053	1,875	2,047
County of James City, Econ. Dev. Auth., Residential Care Fac. Rev. Bonds (Williamsburg Landing), Series 2024-C-3, 5.25% 12/1/2027	660	665
County of James City, Econ. Dev. Auth., Residential Care Fac. Rev. Bonds (Williamsburg Landing), Series 2024-C-1, 5.75% 12/1/2028	550	554
County of James City, Econ. Dev. Auth., Residential Care Fac. Rev. Bonds (Williamsburg Landing), Series 2024-A, 6.75% 12/1/2053	855	917
County of James City, Econ. Dev. Auth., Residential Care Fac. Rev. Bonds (Williamsburg Landing), Series 2024-A, 6.875% 12/1/2058	2,630	2,825
County of James City, Econ. Dev. Auth., Residential Care Fac. Rev. Bonds (Windsormeade), Series 2021-A, 4.00% 6/1/2041	1,895	1,603
County of James City, Econ. Dev. Auth., Residential Care Fac. Rev. Bonds (Windsormeade), Series 2021-A, 4.00% 6/1/2047	4,475	3,485
County of James City, Econ. Dev. Auth., Residential Care Fac. Rev. Ref. Bonds (Williamsburg Landing), Series 2021-A, 4.00% 12/1/2035	2,030	1,888
County of James City, Econ. Dev. Auth., Residential Care Fac. Rev. Ref. Bonds (Williamsburg Landing), Series 2021-A, 4.00% 12/1/2040	3,365	2,882
County of James City, Econ. Dev. Auth., Residential Care Fac. Rev. Ref. Bonds (Williamsburg Landing), Series 2021-A, 4.00% 12/1/2050	8,390	6,394
City of Lynchburg, Econ. Dev. Auth., Hospital Rev. and Rev. Ref. Bonds (Centra Health Obligated Group), Series 2021, 3.00% 1/1/2051	6,225	4,606
City of Newport News, Econ. Dev. Auth., Residential Care Facs. Rev. Ref. Bonds (LifeSpire of Virginia), Series 2016, 3.50% 12/1/2029	1,370	1,310
City of Newport News, Econ. Dev. Auth., Residential Care Facs. Rev. Ref. Bonds (LifeSpire of Virginia), Series 2016, 5.00% 12/1/2038	11,645	11,737
City of Newport News, Industrial Dev. Auth., Health Systems Rev. Bonds, Series 2017-A, 5.00% 7/1/2046 ¹	9,250	9,241

American High-Income Municipal Bond Fund (continued)

Bonds, notes & other debt instruments (continued)	Principal amount (000)	Value (000)
Virginia (continued)		
City of Newport News, Industrial Dev. Auth., Health Systems Rev. Ref. Bonds (Custodial Receipts), Series 2015, 5.33% 7/1/2045 ¹	USD27,900	\$ 27,398
County of Prince William, Gateway Community Dev. Auth., Special Assessment Rev. Ref. Bonds, Series 2012, 5.00% 3/1/2030	500	500
County of Prince William, Heritage Hunt Commercial Community Dev. Auth., Special Assessment Bonds, Series 1999-B, 7.00% 3/1/2029	248	248
Small Business Fncg. Auth., Private Activity Rev. Bonds (Transform 66 P3 Project), Series 2017, AMT, 5.00% 12/31/2049	2,000	2,016
Small Business Fncg. Auth., Private Activity Rev. Bonds (Transform 66 P3 Project), Series 2017, AMT, 5.00% 12/31/2052	6,000	6,035
Small Business Fncg. Auth., Residential Care Fac. Rev. Bonds (Pinnacle Living), Series 2017-C, 5.00% 6/1/2037	4,075	4,016
Small Business Fncg. Auth., Residential Care Fac. Rev. Bonds (Pinnacle Living), Series 2017-C, 5.00% 6/1/2042	3,500	3,370
Small Business Fncg. Auth., Residential Care Fac. Rev. Bonds (Pinnacle Living), Series 2017-C, 5.00% 6/1/2047	4,510	4,238
Small Business Fncg. Auth., Residential Care Fac. Rev. Bonds (Pinnacle Living), Series 2017-C, 5.00% 6/1/2052	8,425	7,812
Small Business Fncg. Auth., Residential Care Facs. Rev. and Rev. Ref. Bonds (LifeSpire of Virginia), Series 2021, 4.00% 12/1/2041	880	769
Small Business Fncg. Auth., Residential Care Facs. Rev. and Rev. Ref. Bonds (LifeSpire of Virginia), Series 2021, 4.00% 12/1/2051	3,750	2,948
Small Business Fncg. Auth., Rev. Bonds (National Senior Campuses, Inc. Obligated Group), Series 2020-A, 5.00% 1/1/2031	1,385	1,475
Small Business Fncg. Auth., Rev. Bonds (National Senior Campuses, Inc. Obligated Group), Series 2020-A, 5.00% 1/1/2032	1,000	1,065
Small Business Fncg. Auth., Rev. Bonds (National Senior Campuses, Inc. Obligated Group), Series 2020-A, 5.00% 1/1/2034	1,725	1,834
Small Business Fncg. Auth., Rev. Bonds (National Senior Campuses, Inc. Obligated Group), Series 2020-A, 4.00% 1/1/2045	4,350	4,027
Small Business Fncg. Auth., Rev. Bonds (National Senior Campuses, Inc. Obligated Group), Series 2020-A, 3.375% 1/1/2051	1,700	1,309
Small Business Fncg. Auth., Rev. Bonds (National Senior Campuses, Inc. Obligated Group), Series 2020-A, 4.00% 1/1/2051	6,005	5,345
Small Business Fncg. Auth., Solid Waste Disposal Rev. Bonds (Covanta Project), Series 2018-C, AMT, 5.00% 1/1/2048 (put 7/1/2038) ¹	2,000	1,905
Virginia Beach Dev. Auth., Residential Care Fac. Rev. Bonds (Westminster-Canterbury on Chesapeake Bay), Series 2023-B-3, 5.375% 9/1/2029	1,720	1,772
Virginia Beach Dev. Auth., Residential Care Fac. Rev. Bonds (Westminster-Canterbury on Chesapeake Bay), Series 2023-B-2, 5.75% 9/1/2030	3,000	3,090
Virginia Beach Dev. Auth., Residential Care Fac. Rev. Bonds (Westminster-Canterbury on Chesapeake Bay), Series 2023-B-1, 6.25% 9/1/2030	1,500	1,545
Virginia Beach Dev. Auth., Residential Care Fac. Rev. Bonds (Westminster-Canterbury on Chesapeake Bay), Series 2023-A, 6.50% 9/1/2043	5,500	5,947
Virginia Beach Dev. Auth., Residential Care Fac. Rev. Bonds (Westminster-Canterbury on Chesapeake Bay), Series 2023-A, 7.00% 9/1/2053	10,000	10,854
Virginia Beach Dev. Auth., Residential Care Fac. Rev. Bonds (Westminster-Canterbury on Chesapeake Bay), Series 2023-A, 7.00% 9/1/2059	13,450	14,520
Virginia Beach Dev. Auth., Residential Care Fac. Rev. Ref Bonds (Westminster Canterbury), Series 2018, 5.00% 9/1/2040	1,000	976
		<u>302,931</u>
Washington 1.95%		
Central Puget Sound Regional Transit Auth., Sales Tax and Motor Vehicle Excise Tax Improvement and Rev. Ref. Green Bonds, Series 2021-S-1, 3.00% 11/1/2036	2,500	2,377
Convention Center Public Facs. Dist., Lodging Tax Bonds, Series 2010-B, 5.00% 7/1/2043	1,000	1,035
Convention Center Public Facs. Dist., Lodging Tax Bonds, Series 2010-B, 5.00% 7/1/2048	1,000	1,031
Convention Center Public Facs. Dist., Lodging Tax Bonds, Series 2018, 5.00% 7/1/2058	4,000	4,102
Convention Center Public Facs. Dist., Lodging Tax Rev. Ref. Bonds, Series 2021-B, 3.00% 7/1/2058	2,000	1,349
Econ. Dev. Fin. Auth., Environmental Facs. Rev. Green Bonds (North Pacific Paper Co. Recycling Project), Series 2020-A, AMT, 5.625% 12/1/2040 ¹	9,000	8,956
Health Care Facs. Auth., Rev. Bonds (Providence St. Joseph Health), Series 2014-C, 5.00% 10/1/2044	2,000	2,010
Health Care Facs. Auth., Rev. Bonds (Virginia Mason Medical Center), Series 2017, 5.00% 8/15/2032	1,615	1,674
Health Care Facs. Auth., Rev. Bonds (Virginia Mason Medical Center), Series 2017, 5.00% 8/15/2034	1,950	2,016
Health Care Facs. Auth., Rev. Bonds (Virginia Mason Medical Center), Series 2017, 5.00% 8/15/2035	1,825	1,882

American High-Income Municipal Bond Fund (continued)

Bonds, notes & other debt instruments (continued)	Principal amount (000)	Value (000)
Washington (continued)		
Health Care Facs. Auth., Rev. Bonds (Yakima Valley Memorial Hospital Assn.), Series 2016, 5.00% 12/1/2036 (preref. 12/1/2026)	USD745	\$ 787
Health Care Facs. Auth., Rev. Bonds (Yakima Valley Memorial Hospital Assn.), Series 2016, 5.00% 12/1/2041 (preref. 12/1/2026)	3,000	3,169
Health Care Facs. Auth., Rev. Bonds (Yakima Valley Memorial Hospital Assn.), Series 2016, 5.00% 12/1/2046 (preref. 12/1/2026)	4,360	4,606
Housing Fin. Commission, Municipal Certs., Series 2021-1, Class X, interest only, 0.725% 12/20/2035 ³	82,335	3,773
Housing Fin. Commission, Municipal Certs., Series 2021-1, 3.50% 12/20/2035	27,051	25,495
Housing Fin. Commission, Municipal Certs., Series 2023-1, 1.492% 4/20/2037 ²	42,806	4,768
Housing Fin. Commission, Municipal Certs., Series 2023-1, 3.375% 4/20/2037	31,812	28,223
Housing Fin. Commission, Nonprofit Housing Rev. and Rev. Ref. Bonds (Emerald Heights Project), Series 2023-A, 5.00% 7/1/2048	2,100	2,130
Housing Fin. Commission, Nonprofit Housing Rev. and Rev. Ref. Bonds (Horizon House Project), Series 2017, 5.00% 1/1/2031 ¹	1,000	966
Housing Fin. Commission, Nonprofit Housing Rev. and Rev. Ref. Bonds (Horizon House Project), Series 2017, 5.00% 1/1/2033 ¹	1,185	1,133
Housing Fin. Commission, Nonprofit Housing Rev. Bonds (Rockwood Retirement Communities), Series 2020-A, 5.00% 1/1/2056 ¹	14,420	11,589
Housing Fin. Commission, Nonprofit Housing Rev. Ref. Bonds (Herons Key Senior Living), Series 2015-A, 6.50% 7/1/2030 (preref. 7/1/2025) ¹	1,700	1,768
Housing Fin. Commission, Nonprofit Housing Rev. Ref. Bonds (Herons Key Senior Living), Series 2015-A, 6.75% 7/1/2035 (preref. 7/1/2025) ¹	1,630	1,701
Housing Fin. Commission, Nonprofit Housing Rev. Ref. Bonds (Horizon House Project), Series 2017, 5.00% 1/1/2038 ¹	2,350	2,118
Housing Fin. Commission, Nonprofit Housing Rev. Ref. Bonds (Horizon House Project), Series 2017, 5.00% 1/1/2043 ¹	3,100	2,631
Housing Fin. Commission, Nonprofit Housing Rev. Ref. Bonds (Horizon House Project), Series 2017, 5.00% 1/1/2048 ¹	1,770	1,430
Housing Fin. Commission, Nonprofit Housing Rev. Ref. Bonds (Judson Park Project), Series 2018, 4.00% 7/1/2028 ¹	535	519
Housing Fin. Commission, Nonprofit Housing Rev. Ref. Bonds (Judson Park Project), Series 2018, 5.00% 7/1/2033 ¹	250	249
Housing Fin. Commission, Nonprofit Housing Rev. Ref. Bonds (Judson Park Project), Series 2018, 5.00% 7/1/2038 ¹	300	288
Housing Fin. Commission, Nonprofit Housing Rev. Ref. Bonds (Judson Park Project), Series 2018, 5.00% 7/1/2048 ¹	1,350	1,184
Housing Fin. Commission, Nonprofit Housing Rev. Ref. Bonds (Rockwood Retirement Project), Series 2019, 5.00% 1/1/2055 ¹	10,020	8,083
Housing Fin. Commission, Nonprofit Housing, Rev. and Rev. Ref. Bonds (Bayview Manor Senior Project), Series 2016-A, 5.00% 7/1/2051 ¹	1,000	768
Housing Fin. Commission, Nonprofit Rev. Bonds (Spokane International Academy Project), Series 2021-A, 5.00% 7/1/2050 ¹	1,000	914
Housing Fin. Commission, Nonprofit Rev. Bonds (Spokane International Academy Project), Series 2021-A, 5.00% 7/1/2056 ¹	2,260	2,018
Housing Fin. Commission, Single Family Program Bonds, Series 2021-1-N, 3.00% 12/1/2049	1,290	1,249
Housing Fin. Commission, Single Family Program Bonds, Series 2021-2-N, 3.00% 6/1/2051	1,230	1,184
Kalispel Tribe of Indians, Priority Distribution Payment Bonds, Series 2018-A, 5.00% 1/1/2032 ¹	1,955	2,023
Kalispel Tribe of Indians, Priority Distribution Payment Bonds, Series 2018-B, 5.00% 1/1/2032 ¹	725	750
Kalispel Tribe of Indians, Priority Distribution Payment Bonds, Series 2018-A, 5.25% 1/1/2038 ¹	7,245	7,495
Kalispel Tribe of Indians, Priority Distribution Payment Bonds, Series 2018-B, 5.25% 1/1/2038 ¹	1,155	1,195
County of King, Convention Center Public Facs. Dist., Lodging Tax Green Notes, Series 2021, 4.00% 7/1/2031	17,215	17,114
County of King, Convention Center Public Facs. Dist., Lodging Tax Rev. Ref. Bonds, Series 2021-B, 3.00% 7/1/2033 ¹	1,170	1,084
County of King, Convention Center Public Facs. Dist., Lodging Tax Rev. Ref. Bonds, Series 2021-B, 3.00% 7/1/2034 ¹	2,350	2,159
County of King, Convention Center Public Facs. Dist., Lodging Tax Rev. Ref. Bonds, Series 2021-B, 4.00% 7/1/2034 ¹	860	868
County of King, Convention Center Public Facs. Dist., Lodging Tax Rev. Ref. Bonds, Series 2021-B, 3.00% 7/1/2035 ¹	3,295	2,996
County of King, Convention Center Public Facs. Dist., Lodging Tax Rev. Ref. Bonds, Series 2021-B, 3.00% 7/1/2043 ¹	6,065	4,969
County of King, Convention Center Public Facs. Dist., Lodging Tax Rev. Ref. Bonds, Series 2021-B, 3.00% 7/1/2048 ¹	9,795	7,556

American High-Income Municipal Bond Fund (continued)

Bonds, notes & other debt instruments (continued)	Principal amount (000)	Value (000)
Washington (continued)		
County of King, Convention Center Public Facs. Dist., Lodging Tax Rev. Ref. Bonds, Series 2021-B, 3.00% 7/1/2048	USD6,490	\$ 4,788
County of King, Convention Center Public Facs. Dist., Lodging Tax Rev. Ref. Bonds, Series 2021-B, 3.00% 7/1/2058 ¹	16,655	11,238
County of King, Convention Center Public Facs. Dist., Lodging Tax Rev. Ref. Bonds, Series 2021-B, Assured Guaranty Municipal insured, 3.00% 7/1/2058	7,170	5,211
County of King, Convention Center Public Facs. Dist., Lodging Tax Rev. Ref. Bonds, Series 2021-B, 3.00% 7/1/2058 ¹	3,730	2,660
County of King, Convention Center Public Facs. Dist., Lodging Tax Rev. Ref. Bonds, Series 2021-B, 4.00% 7/1/2058 ¹	1,465	1,285
County of King, Convention Center Public Facs. Dist., Lodging Tax Rev. Ref. Bonds, Series 2021-A, 5.00% 7/1/2058	2,500	2,601
Port of Seattle, Industrial Dev. Corp., Special Facs. Rev. Ref. Bonds (Delta Air Lines, Inc. Project), Series 2012, AMT, 5.00% 4/1/2030	2,500	2,500
Port of Seattle, Rev. and Rev. Ref. Bonds, Series 2022-B, AMT, 5.00% 8/1/2042	500	534
Port of Seattle, Special Fac. Rev. Ref. Bonds (SEATAC Fuel Facs., LLC), Series 2013, AMT, 5.00% 6/1/2030	1,000	1,000
Port of Seattle, Special Fac. Rev. Ref. Bonds (SEATAC Fuel Facs., LLC), Series 2013, AMT, 5.00% 6/1/2031	2,000	2,001
County of Skagit, Public Hospital Dist. No. 1 (Skagit Regional Health), Hospital Rev. Improvement and Rev. Ref. Bonds, Series 2016, 4.00% 12/1/2025	500	498
County of Skagit, Public Hospital Dist. No. 1 (Skagit Regional Health), Hospital Rev. Improvement and Rev. Ref. Bonds, Series 2016, 5.00% 12/1/2029	1,000	1,015
County of Skagit, Public Hospital Dist. No. 1 (Skagit Regional Health), Hospital Rev. Improvement and Rev. Ref. Bonds, Series 2016, 5.00% 12/1/2030	1,500	1,523
County of Skagit, Public Hospital Dist. No. 1 (Skagit Regional Health), Hospital Rev. Improvement and Rev. Ref. Bonds, Series 2016, 5.00% 12/1/2031	1,500	1,523
County of Skagit, Public Hospital Dist. No. 1 (Skagit Regional Health), Hospital Rev. Improvement and Rev. Ref. Bonds, Series 2016, 5.00% 12/1/2032	1,500	1,523
City of Tacoma, Water System Rev. and Rev. Ref. Bonds, Series 2013, 4.00% 12/1/2041	5,000	5,009
		<u>232,293</u>
West Virginia 0.44%		
Econ. Dev. Auth., Solid Waste Disposal Facs. Rev. Bonds (Arch Resources Project), Series 2021, AMT, 4.125% 7/1/2045 (put 7/1/2025)	17,765	17,677
Econ. Dev. Auth., Solid Waste Disposal Facs. Rev. Bonds (Arch Resources Project), Series 2020, AMT, 5.00% 7/1/2045 (put 7/1/2025)	22,795	22,897
Econ. Dev. Auth., Solid Waste Disposal Facs. Rev. Ref. Bonds (Kentucky Power Co. - Mitchell Project), Series 2014-A, AMT, 4.70% 4/1/2036 (put 6/17/2026)	4,525	4,551
Hospital Fin. Auth., Hospital Rev. Ref. and Improvement Rev. Bonds (Vandalia Health Group), Series 2023-B, 6.00% 9/1/2048	2,020	2,342
Hospital Fin. Auth., Hospital Rev. Ref. and Improvement Rev. Bonds (Vandalia Health Group), Series 2023-B, 6.00% 9/1/2053	2,060	2,366
County of Monongalia, County Commission, Dev. Dist. No. 4, Improvement and Rev. Ref. Bonds (University Town Centre), Series 2023-A, 5.00% 6/1/2033 ¹	500	519
County of Monongalia, County Commission, Dev. Dist. No. 4, Improvement and Rev. Ref. Bonds (University Town Centre), Series 2023-A, 5.75% 6/1/2043 ¹	800	850
County of Monongalia, County Commission, Dev. Dist. No. 4, Improvement and Rev. Ref. Bonds (University Town Centre), Series 2023-A, 6.00% 6/1/2053 ¹	1,750	1,884
		<u>53,086</u>
Wisconsin 3.50%		
Health and Educational Facs. Auth., Rev. Bonds (Benevolent Corp. Cedar Community), Series 2017, 5.00% 6/1/2024	1,165	1,165
Health and Educational Facs. Auth., Rev. Bonds (Benevolent Corp. Cedar Community), Series 2017, 5.00% 6/1/2025	1,225	1,227
Health and Educational Facs. Auth., Rev. Bonds (Benevolent Corp. Cedar Community), Series 2017, 5.00% 6/1/2026	1,285	1,287
Health and Educational Facs. Auth., Rev. Bonds (Benevolent Corp. Cedar Community), Series 2017, 5.00% 6/1/2027	1,350	1,350
Health and Educational Facs. Auth., Rev. Bonds (Benevolent Corp. Cedar Community), Series 2017, 5.00% 6/1/2029	1,485	1,479

American High-Income Municipal Bond Fund (continued)

Bonds, notes & other debt instruments (continued)	Principal amount (000)	Value (000)
Wisconsin (continued)		
Health and Educational Facs. Auth., Rev. Bonds (Benevolent Corp. Cedar Community), Series 2017, 5.00% 6/1/2031	USD1,640	\$1,621
Health and Educational Facs. Auth., Rev. Bonds (Benevolent Corp. Cedar Community), Series 2017, 5.00% 6/1/2037	1,220	1,154
Health and Educational Facs. Auth., Rev. Bonds (Clement Manor, Inc.), Series 2019, 5.00% 8/1/2049	3,750	2,678
Health and Educational Facs. Auth., Rev. Bonds (Hope Christian Schools Obligated Group), Series 2021, 3.00% 12/1/2031	975	826
Health and Educational Facs. Auth., Rev. Bonds (Hope Christian Schools Obligated Group), Series 2021, 4.00% 12/1/2041	780	599
Health and Educational Facs. Auth., Rev. Bonds (Hope Christian Schools Obligated Group), Series 2021, 4.00% 12/1/2051	3,395	2,345
Health and Educational Facs. Auth., Rev. Bonds (Hope Christian Schools Obligated Group), Series 2021, 4.00% 12/1/2056	1,000	668
Health and Educational Facs. Auth., Rev. Bonds (Marshfield Clinic Health System, Inc.), Series 2016-B, 5.00% 2/15/2034	1,800	1,840
Health and Educational Facs. Auth., Rev. Bonds (Marshfield Clinic Health System, Inc.), Series 2016-B, 5.00% 2/15/2046	3,205	3,131
Health and Educational Facs. Auth., Rev. Bonds (Milwaukee Regional Medical Center Thermal Service, Inc.), Series 2018, 5.00% 4/1/2044	1,600	1,660
Housing and Econ. Dev. Auth., Home Ownership Rev. Bonds, Series 2021-A, 3.00% 3/1/2052	880	850
Housing and Econ. Dev. Auth., Home Ownership Rev. Bonds, Series 2023-A, 6.00% 3/1/2054	2,025	2,236
Public Fin. Auth., Air Cargo Rev. Bonds (AFCO Obligated Group), Series 2023, AMT, 5.50% 7/1/2037	1,200	1,341
Public Fin. Auth., Airport Facs. Rev. Ref. Bonds (Transportation Infrastructure Properties, LLC Obligated Group), Series 2012-B, AMT, 5.00% 7/1/2042	450	450
Public Fin. Auth., Charter School Rev. Bonds (American Preparatory Academy - Las Vegas 2 Project), Series 2019-A, 4.00% 7/15/2029 ¹	570	553
Public Fin. Auth., Charter School Rev. Bonds (American Preparatory Academy - Las Vegas 2 Project), Series 2019-A, 5.00% 7/15/2039 ¹	1,380	1,360
Public Fin. Auth., Charter School Rev. Bonds (American Preparatory Academy - Las Vegas 2 Project), Series 2019-A, 5.00% 7/15/2049 ¹	3,360	3,101
Public Fin. Auth., Charter School Rev. Bonds (American Preparatory Academy - Las Vegas 2 Project), Series 2019-A, 5.00% 7/15/2054 ¹	1,605	1,447
Public Fin. Auth., Charter School Rev. Bonds (American Preparatory Academy - Las Vegas Project), Series 2017-A, 5.125% 7/15/2037 ¹	1,000	1,004
Public Fin. Auth., Charter School Rev. Bonds (American Preparatory Academy - Las Vegas Project), Series 2017-A, 5.375% 7/15/2047 ¹	7,375	7,254
Public Fin. Auth., Charter School Rev. Bonds (American Preparatory Academy - Las Vegas Project), Series 2017-B, 5.375% 7/15/2052 ¹	2,000	1,925
Public Fin. Auth., Charter School Rev. Bonds (Ascend Leadership Academy Project), Series 2021-A, 5.00% 6/15/2041 ¹	890	762
Public Fin. Auth., Charter School Rev. Bonds (Ascend Leadership Academy Project), Series 2021-A, 5.00% 6/15/2051 ¹	2,000	1,601
Public Fin. Auth., Charter School Rev. Bonds (Ascend Leadership Academy Project), Series 2021-A, 5.00% 6/15/2056 ¹	1,390	1,088
Public Fin. Auth., Charter School Rev. Bonds (Coral Academy of Science Reno), Series 2021-A, 4.00% 6/1/2036 ¹	400	353
Public Fin. Auth., Charter School Rev. Bonds (Coral Academy of Science Reno), Series 2019-A, 5.00% 6/1/2039 ¹	710	669
Public Fin. Auth., Charter School Rev. Bonds (Coral Academy of Science Reno), Series 2019-A, 5.00% 6/1/2050 ¹	2,450	2,148
Public Fin. Auth., Charter School Rev. Bonds (Coral Academy of Science Reno), Series 2021-A, 4.00% 6/1/2051 ¹	1,000	729
Public Fin. Auth., Charter School Rev. Bonds (Coral Academy of Science Reno), Series 2022-A, 5.875% 6/1/2052 ¹	1,480	1,465
Public Fin. Auth., Charter School Rev. Bonds (Coral Academy of Science Reno), Series 2021-A, 4.00% 6/1/2061 ¹	1,250	860
Public Fin. Auth., Charter School Rev. Bonds (Coral Academy of Science Reno), Series 2022-A, 6.00% 6/1/2062 ¹	1,565	1,553
Public Fin. Auth., Education Rev. Bonds (Bonnie Cone Classical Academy), Series 2021-A, 4.00% 6/15/2040 ¹	1,525	1,234
Public Fin. Auth., Education Rev. Bonds (Bonnie Cone Classical Academy), Series 2021-A, 4.00% 6/15/2050 ¹	2,990	2,150
Public Fin. Auth., Education Rev. Bonds (Bonnie Cone Classical Academy), Series 2021-A, 4.00% 6/15/2056 ¹	2,445	1,690
Public Fin. Auth., Education Rev. Bonds (Coral Academy of Science Las Vegas), Series 2021-A, 4.00% 7/1/2041	1,600	1,391
Public Fin. Auth., Education Rev. Bonds (North Carolina Leadership Academy), Series 2019-A, 5.00% 6/15/2039 ¹	820	788
Public Fin. Auth., Education Rev. Bonds (North Carolina Leadership Academy), Series 2019-A, 5.00% 6/15/2049 ¹	520	470
Public Fin. Auth., Education Rev. Bonds (North Carolina Leadership Academy), Series 2019-A, 5.00% 6/15/2054 ¹	1,365	1,210
Public Fin. Auth., Education Rev. Bonds (Shining Rock Classical Academy), Series 2022-A, 6.00% 6/15/2052	1,000	944
Public Fin. Auth., Education Rev. Bonds (Signature Preparatory), Series 2021-A, 5.00% 6/15/2041 ¹	2,000	1,806
Public Fin. Auth., Education Rev. Bonds (Signature Preparatory), Series 2021-A, 5.00% 6/15/2051 ¹	1,750	1,499
Public Fin. Auth., Education Rev. Bonds (Signature Preparatory), Series 2021-A, 5.00% 6/15/2056 ¹	2,000	1,686

American High-Income Municipal Bond Fund (continued)

Bonds, notes & other debt instruments (continued)	Principal amount (000)	Value (000)
Wisconsin (continued)		
Public Fin. Auth., Educational Fac. Rev. Ref. Bonds (New Plan Learning, Inc. Project), Series 2021-A, 3.75% 7/1/2031	USD1,700	\$ 1,501
Public Fin. Auth., Educational Fac. Rev. Ref. Bonds (New Plan Learning, Inc. Project), Series 2021-A, 5.00% 7/1/2041	10,000	8,752
Public Fin. Auth., Educational Facs. Rev. Bonds (Charter Day School, Inc.), Series 2020-A, 5.00% 12/1/2035 ¹	3,820	3,629
Public Fin. Auth., Educational Facs. Rev. Bonds (Charter Day School, Inc.), Series 2020-A, 5.00% 12/1/2045 ¹	7,900	6,816
Public Fin. Auth., Educational Facs. Rev. Bonds (Queens University of Charlotte), Series 2022-A, 4.75% 3/1/2052	13,000	12,427
Public Fin. Auth., Exempt Facs. Rev. Ref. Bonds (Celanese Project), Series 2016-A, AMT, 5.00% 12/1/2025 ¹	1,700	1,722
Public Fin. Auth., Exempt Facs. Rev. Ref. Bonds (National Gypsum Co.), Series 2016, AMT, 4.00% 8/1/2035	10,410	9,306
Public Fin. Auth., Health Care Facs. Rev. Bonds (Appalachian Regional Healthcare System Obligated Group), Series 2021-A, 4.00% 7/1/2046	5,060	4,205
Public Fin. Auth., Health Care Facs. Rev. Bonds (Appalachian Regional Healthcare System Obligated Group), Series 2021-A, 4.00% 7/1/2051	11,075	8,704
Public Fin. Auth., Health Care Facs. Rev. Bonds (Appalachian Regional Healthcare System Obligated Group), Series 2021-A, 4.00% 7/1/2056	15,690	12,019
Public Fin. Auth., Hospital Rev. Bonds (Carson Valley Medical Center), Series 2021-A, 4.00% 12/1/2041 ¹	2,730	2,383
Public Fin. Auth., Hospital Rev. Bonds (Renown Regional Medical Center Project), Series 2020-A, Assured Guaranty Municipal insured, 3.00% 6/1/2045	7,900	6,372
Public Fin. Auth., Hotel Rev. Bonds (Grand Hyatt San Antonio Hotel Acquisition Project), Series 2022-B, 5.625% 2/1/2046 ¹	7,035	7,198
Public Fin. Auth., Hotel Rev. Bonds (Grand Hyatt San Antonio Hotel Acquisition Project), Series 2022-B, 5.75% 2/1/2052 ¹	6,730	6,862
Public Fin. Auth., Hotel Rev. Bonds (Grand Hyatt San Antonio Hotel Acquisition Project), Series 2022-B, 6.00% 2/1/2062 ¹	2,500	2,579
Public Fin. Auth., Infrastructure Program Rev. Bonds (Hartland Ranch Project), Series 2023-A-1, 6.25% 11/15/2029	8,050	8,050
Public Fin. Auth., Limited Obligation PILOT Rev. Bonds (American Dream at Meadowlands Project), Series 2017, 7.00% 12/1/2050 ¹	100	94
Public Fin. Auth., Pooled Charter School Certs., Series 2023-1, 5.75% 7/1/2062	8,000	8,302
Public Fin. Auth., Project Rev. Bonds (CFP3 - Eastern Michigan University Student Housing Project), Series 2022-A-1, BAM insured, 5.50% 7/1/2052	3,245	3,581
Public Fin. Auth., Project Rev. Bonds (CFP3 - Eastern Michigan University Student Housing Project), Series 2022-A-1, BAM insured, 5.625% 7/1/2055	2,620	2,916
Public Fin. Auth., Retirement Community Rev. Bonds (Evergreens Obligated Group), Series 2019-A, 5.00% 11/15/2044	3,780	3,891
Public Fin. Auth., Retirement Community Rev. Bonds (Evergreens Obligated Group), Series 2019-A, 5.00% 11/15/2049	1,500	1,528
Public Fin. Auth., Retirement Community Rev. Bonds (Lifespace Communities, Inc.), Series 2020-A, 4.00% 11/15/2037	1,340	1,319
Public Fin. Auth., Retirement Community Rev. Bonds (Lifespace Communities, Inc.), Series 2020-A, 5.00% 11/15/2041	2,000	2,086
Public Fin. Auth., Retirement Fac. Rev. Bonds (Penick Village), Series 2019, 4.00% 9/1/2029 ¹	885	805
Public Fin. Auth., Retirement Fac. Rev. Bonds (Penick Village), Series 2019, 5.00% 9/1/2039 ¹	775	664
Public Fin. Auth., Retirement Fac. Rev. Bonds (Penick Village), Series 2019, 5.00% 9/1/2049 ¹	2,655	2,053
Public Fin. Auth., Retirement Fac. Rev. Bonds (Penick Village), Series 2019, 5.00% 9/1/2054 ¹	2,725	2,055
Public Fin. Auth., Retirement Facs. First Mortgage Rev. and Rev. Ref. Bonds (The United Methodist Retirement Homes), Series 2021-A, 4.00% 10/1/2041	1,005	883
Public Fin. Auth., Retirement Facs. First Mortgage Rev. and Rev. Ref. Bonds (The United Methodist Retirement Homes), Series 2021-A, 4.00% 10/1/2046	1,000	828
Public Fin. Auth., Retirement Facs. First Mortgage Rev. and Rev. Ref. Bonds (The United Methodist Retirement Homes), Series 2021-A, 4.00% 10/1/2051	6,705	5,340
Public Fin. Auth., Retirement Facs. Rev. Bonds (Friends Homes), Series 2019, 4.00% 9/1/2029 ¹	1,750	1,666
Public Fin. Auth., Retirement Facs. Rev. Bonds (Friends Homes), Series 2019, 5.00% 9/1/2039 ¹	2,230	2,132
Public Fin. Auth., Retirement Facs. Rev. Bonds (Friends Homes), Series 2019, 5.00% 9/1/2049 ¹	6,000	5,386
Public Fin. Auth., Retirement Facs. Rev. Bonds (Friends Homes), Series 2019, 5.00% 9/1/2054 ¹	3,320	2,933
Public Fin. Auth., Retirement Facs. Rev. Bonds (Givens Estates), Series 2021, 4.00% 12/1/2051	3,515	2,992
Public Fin. Auth., Retirement Facs. Rev. Bonds (Givens Estates), Series 2021, 4.00% 12/1/2056	11,155	9,261
Public Fin. Auth., Rev. Bonds (Aurora Integrated Oncology Foundation), Series 2023, 9.00% 11/1/2028 ¹	2,000	2,006
Public Fin. Auth., Rev. Bonds (Aurora Integrated Oncology Foundation), Series 2023, 10.00% 11/1/2038 ¹	22,000	22,170
Public Fin. Auth., Rev. Bonds (Bayhealth Medical Center Project), Series 2021-A, 3.00% 7/1/2050	5,000	3,708
Public Fin. Auth., Rev. Bonds (Bayhealth Medical Center Project), Series 2021-A, BAM insured, 3.00% 7/1/2050	4,000	3,062
Public Fin. Auth., Rev. Bonds (Ocean Academy Charter School), Series 2021, 4.00% 10/15/2031 ¹	280	255
Public Fin. Auth., Rev. Bonds (Ocean Academy Charter School), Series 2021, 5.00% 10/15/2041 ¹	580	524
Public Fin. Auth., Rev. Bonds (Ocean Academy Charter School), Series 2021, 5.00% 10/15/2051 ¹	1,130	962

American High-Income Municipal Bond Fund (continued)

Bonds, notes & other debt instruments (continued)	Principal amount (000)	Value (000)
Wisconsin (continued)		
Public Fin. Auth., Rev. Bonds (Ocean Academy Charter School), Series 2021, 5.00% 10/15/2056 ¹	USD1,630	\$ 1,361
Public Fin. Auth., Rev. Bonds (Roseman University of Health Sciences Project), Series 2020, 3.00% 4/1/2025 ¹	250	244
Public Fin. Auth., Rev. Bonds (Roseman University of Health Sciences Project), Series 2020, 5.00% 4/1/2030 ¹	500	507
Public Fin. Auth., Rev. Bonds (Roseman University of Health Sciences Project), Series 2020, 5.00% 4/1/2040 ¹	5,390	5,244
Public Fin. Auth., Rev. Bonds (Roseman University of Health Sciences Project), Series 2020, 5.00% 4/1/2040 (preref. 4/1/2030) ¹	290	329
Public Fin. Auth., Rev. Bonds (Roseman University of Health Sciences Project), Series 2015, 5.875% 4/1/2045	6,250	6,280
Public Fin. Auth., Rev. Bonds (Roseman University of Health Sciences Project), Series 2020, 5.00% 4/1/2050 ¹	1,900	1,739
Public Fin. Auth., Rev. Bonds (Roseman University of Health Sciences Project), Series 2020, 5.00% 4/1/2050 (preref. 4/1/2030) ¹	100	114
Public Fin. Auth., Rev. Bonds (The Obligated Group of National Senior Communities, Inc.), Series 2022, 4.00% 1/1/2052	1,020	875
Public Fin. Auth., Rev. Bonds (WFCS Portfolio Projects), Series 2020-A-1, 5.00% 1/1/2055 ¹	8,475	6,724
Public Fin. Auth., Rev. Bonds (WFCS Portfolio Projects), Series 2021-A-1, 5.00% 1/1/2056 ¹	7,770	6,022
Public Fin. Auth., Rev. Bonds (WFCS Portfolio Projects), Capital Appreciation Bonds, Series 2021-B, 0% 1/1/2061 ¹	22,425	1,095
Public Fin. Auth., Rev. Bonds (Wilson Preparatory Academy), Series 2019-A, 4.125% 6/15/2029 ¹	405	388
Public Fin. Auth., Rev. Bonds (Wilson Preparatory Academy), Series 2019-A, 5.00% 6/15/2039 ¹	500	485
Public Fin. Auth., Rev. Bonds (Wilson Preparatory Academy), Series 2019-A, 5.00% 6/15/2049 ¹	1,100	1,007
Public Fin. Auth., Rev. Green Bonds (Fargo-Moorhead Metropolitan Area Flood Risk Management Project), Series 2021, AMT, 4.00% 9/30/2051	11,750	9,913
Public Fin. Auth., Rev. Green Bonds (Fargo-Moorhead Metropolitan Area Flood Risk Management Project), Series 2021, AMT, 4.00% 3/31/2056	13,570	11,154
Public Fin. Auth., Rev. Ref. Bonds (Roseman University of Health Sciences Project), Series 2022, 4.00% 4/1/2042 ¹	2,900	2,413
Public Fin. Auth., Rev. Ref. Bonds (Roseman University of Health Sciences Project), Series 2022, 4.00% 4/1/2042 (preref. 4/1/2032) ¹	100	111
Public Fin. Auth., Rev. Ref. Bonds (Roseman University of Health Sciences Project), Series 2022, 4.00% 4/1/2052 (preref. 4/1/2032) ¹	1,440	1,087
Public Fin. Auth., Senio Rev. Bonds (Proton International Arkansas, LLC), Series 2021-A, 6.85% 1/1/2051 ¹	5,000	3,708
Public Fin. Auth., Senior Living Rev. and Rev. Ref. Bonds (Fellowship Senior Living Project), Series 2019-A, 5.00% 1/1/2046	11,250	10,511
Public Fin. Auth., Senior Living Rev. Bonds (Rose Villa Project), Series 2014-A, 5.50% 11/15/2034 (preref. 11/15/2024) ¹	1,000	1,014
Public Fin. Auth., Senior Living Rev. Bonds (Rose Villa Project), Series 2014-A, 5.75% 11/15/2044 (preref. 11/15/2024) ¹	1,000	1,016
Public Fin. Auth., Senior Living Rev. Ref. Bonds (Fellowship Senior Living Project), Series 2019-A, 5.00% 1/1/2035	9,435	9,468
Public Fin. Auth., Senior Living Rev. Ref. Bonds (Fellowship Senior Living Project), Series 2019-A, 4.00% 1/1/2046	1,000	797
Public Fin. Auth., Senior Living Rev. Ref. Bonds (Fellowship Senior Living Project), Series 2019-A, 4.00% 1/1/2052	2,000	1,530
Public Fin. Auth., Social Rev. Bonds (The Carmelite System, Inc. Obligated Group), Series 2020, 5.00% 1/1/2040	1,775	1,779
Public Fin. Auth., Social Rev. Bonds (The Carmelite System, Inc. Obligated Group), Series 2020, 5.00% 1/1/2045	2,565	2,497
Public Fin. Auth., Special Rev. Bonds (Candela Project), Series 2023, 6.125% 12/15/2029 ¹	9,050	9,030
Public Fin. Auth., Student Housing Rev. Bonds (Beyond Boone, LLC - Appalachian State University Project), Series 2020-A, Assured Guaranty Municipal insured, 4.00% 7/1/2059	2,400	2,246
Public Fin. Auth., Student Housing Rev. Bonds (CHF-Cullowhee, LLC - Western Carolina University Project), Series 2015-A, 5.00% 7/1/2030	3,255	3,277
Public Fin. Auth., Student Housing Rev. Bonds (CHF-Cullowhee, LLC - Western Carolina University Project), Series 2015, 5.00% 7/1/2035	1,000	1,004
Public Fin. Auth., Student Housing Rev. Bonds (CHF-Cullowhee, LLC - Western Carolina University Project), Series 2015, 5.25% 7/1/2047	2,000	1,966
Public Fin. Auth., Student Housing Rev. Bonds (CHF-Manoa, LLC UH Residences for Graduate Students), Series 2023-A, 5.50% 7/1/2043 ¹	960	1,020
Public Fin. Auth., Student Housing Rev. Bonds (CHF-Manoa, LLC UH Residences for Graduate Students), Series 2023-A, 5.75% 7/1/2053 ¹	7,690	8,161
Public Fin. Auth., Student Housing Rev. Bonds (CHF-Manoa, LLC UH Residences for Graduate Students), Series 2023-A, 5.75% 7/1/2063 ¹	11,250	11,854
Public Fin. Auth., Student Housing Rev. Bonds (NC A&T Real Estate Foundation, LLC Project), Series 2019-A, 5.00% 6/1/2034	3,835	3,958
Public Fin. Auth., Student Housing Rev. Bonds (NC A&T Real Estate Foundation, LLC Project), Series 2019-A, 5.00% 6/1/2039	2,045	2,069
Public Fin. Auth., Student Housing Rev. Bonds (NC A&T Real Estate Foundation, LLC Project), Series 2019-B, 5.00% 6/1/2039	1,595	1,614
Public Fin. Auth., Student Housing Rev. Bonds (NC A&T Real Estate Foundation, LLC Project), Series 2019-A, 5.00% 6/1/2044	1,350	1,352

American High-Income Municipal Bond Fund (continued)

Bonds, notes & other debt instruments (continued)	Principal amount (000)	Value (000)
Wisconsin (continued)		
Public Fin. Auth., Student Housing Rev. Bonds (NC A&T Real Estate Foundation, LLC Project), Series 2019-A, 5.00% 6/1/2049	USD3,625	\$ 3,533
Public Fin. Auth., Student Housing Rev. Green Bonds (University of Hawaii Foundation Project), Series 2021-A-1, 4.00% 7/1/2041 ¹	675	596
Public Fin. Auth., Student Housing Rev. Green Bonds (University of Hawaii Foundation Project), Series 2021-A-1, 4.00% 7/1/2051 ¹	5,630	4,627
Public Fin. Auth., Student Housing Rev. Green Bonds (University of Hawaii Foundation Project), Series 2021-A-1, 4.00% 7/1/2061 ¹	5,720	4,492
Public Fin. Auth., Student Housing Rev. Green Bonds (University of Hawaii Foundation Project), Series 2021-B, 5.25% 7/1/2061 ¹	1,000	846
		<u>417,631</u>
Total bonds, notes & other debt instruments (cost: \$11,171,440,000)		<u>10,637,951</u>

Short-term securities 9.45%

Municipals 9.07%

Freddie Mac, Multi Family Mortgage Certs., Series 2019-M-055, 4.76% 12/15/2028 ^{1,2}	7,895	7,895
State of Alaska, City of Valdez, Marine Terminal Rev. Ref. Bonds (ExxonMobil Project), Series 2001, 3.13% 12/1/2029 ²	16,325	16,325
State of Arizona, Industrial Dev. Auth., Hospital Rev. Ref. Bonds (Phoenix Children's Hospital), Series 2019-B, 3.14% 2/1/2048 ²	12,400	12,400
State of Arizona, City of Phoenix, Industrial Dev. Auth., Health Care Facs. Rev. Bonds (Mayo Clinic), Series 2014-A, 3.13% 11/15/2052 ²	3,500	3,500
State of Arizona, City of Phoenix, Industrial Dev. Auth., Solid Waste Disposal Rev. Ref. Bonds (Republic Services, Inc. Project), Series 2013, AMT, 4.10% 12/1/2035 (put 5/1/2024) ¹²	10,000	10,000
State of California, Fin. Auth., Recovery Zone Fac. Bonds (Chevron U.S.A., Inc. Project), Series 2010-A, 2.85% 11/1/2035 ²	10,000	10,000
State of California, City of Los Angeles, Dept. of Water and Power, Water System Bonds, Series 2019-A, 2.92% 7/1/2049 ²	34,900	34,900
State of California, City of Los Angeles, Tax and Rev. Anticipation Notes, Series 2023, 5.00% 6/27/2024	40,000	40,310
State of California, County of Los Angeles, Tax and Rev. Anticipation Notes, Series 2023, 5.00% 6/28/2024	10,000	10,078
State of California, Pollution Control Fncg. Auth., Solid Waste Disposal Rev. Bonds (Republic Services, Inc. Project), Series 2017-A-1, AMT, 4.00% 11/1/2042 (put 4/15/2024) ^{1,12}	4,100	4,100
State of California, Pollution Control Fncg. Auth., Solid Waste Disposal Rev. Bonds (Republic Services, Inc. Project), Series 2017-A-2, AMT, 4.00% 11/1/2042 (put 4/15/2024) ^{1,12}	8,210	8,210
State of California, Pollution Control Fncg. Auth., Solid Waste Disposal Rev. Ref. Bonds (Republic Services, Inc. Project), Series 2023, AMT, 4.25% 7/1/2043 (put 2/15/2024) ^{1,12}	2,025	2,025
State of California, County of Riverside, Tax and Rev. Anticipation Notes, Series 2023, 5.00% 6/28/2024	10,000	10,078
State of Colorado, Education Loan Program, Tax and Rev. Anticipation Notes, Series 2023-B, 4.00% 6/28/2024	10,000	10,031
State of Colorado, Education Loan Program, Tax and Rev. Anticipation Notes, Series 2023-A, 5.00% 6/28/2024	10,500	10,571
State of Florida, Dev. Fin. Corp., Rev. Bonds (Brightline Florida Passenger Rail Expansion Project), Series 2023-C, AMT, 8.00% 7/1/2057 (put 4/1/2024) ^{1,12}	2,000	2,078
State of Florida, Fin. Auth., Econ. Dev. Rev. Ref. Bonds (Republic Services, Inc. Project), Series 2010-A, AMT, 4.50% 5/1/2034 (put 3/1/2024) ¹²	1,580	1,580
State of Florida, Miami-Dade County School Dist., Tax Anticipation Notes, Series 2023, 5.00% 6/18/2024	10,000	10,061
State of Idaho, Health Facs. Auth., Hospital Rev. Bonds (CHE Trinity Health Credit Group), Series 2013-ID, 4.30% 12/1/2048 (put 2/1/2024) ¹²	1,775	1,775
State of Illinois, Fin. Auth., Demand Rev. Bonds (University of Chicago Medical Center), Series 2010-A, 3.18% 8/1/2044 ²	22,810	22,810
State of Illinois, Fin. Auth., Demand Rev. Bonds (University of Chicago Medical Center), Series 2011-A, 3.18% 8/1/2044 ²	9,215	9,215
State of Illinois, Joliet Regional Port Dist., Marine Terminal Rev. Ref. Bonds (Exxon Project), Series 1989, 3.13% 10/1/2024 ²	8,500	8,500
State of Indiana, Fin. Auth., Environmental Rev. Ref. Bonds (Duke Energy Indiana, Inc. Project), Series 2009-A-3, 3.83% 12/1/2039 ²	17,065	17,065
State of Indiana, Fin. Auth., Rev. Bonds (Ascension Health Senior Credit Group), Series 2008-E-8, 3.83% 11/15/2033 ²	7,600	7,600
State of Kentucky, Econ. Dev. Fin. Auth., Healthcare Facs. Rev. Ref. Bonds (Republic Services, Inc. Project), Series 2010-A, AMT, 4.50% 4/1/2031 (put 3/1/2024) ¹²	5,920	5,920

American High-Income Municipal Bond Fund (continued)

Short-term securities (continued)	Principal amount (000)	Value (000)
Municipals (continued)		
State of Louisiana, Parish of East Baton Rouge, Industrial Dev. Board, Gulf Opportunity Zone Rev. Bonds (ExxonMobil Project), Series 2010-B, 3.13% 12/1/2040 ²	USD24,200	\$24,200
State of Louisiana, Public Facs. Auth., Rev. Bonds (Air Products and Chemicals Project), Series 2008-A, 3.26% 8/1/2043 ²	11,885	11,885
State of Louisiana, Public Facs. Auth., Rev. Bonds (Air Products and Chemicals Project), Series 2008-B, 3.40% 12/1/2043 ²	5,000	5,000
State of Louisiana, Public Facs. Auth., Rev. Bonds (Air Products and Chemicals Project), Series 2010, 3.40% 8/1/2050 ²	17,500	17,500
State of Massachusetts, Massachusetts Bay Transportation Auth., General Transportation System Bonds, Series 2000-A, 3.76% 3/1/2030 ²	4,500	4,500
State of Michigan, Fin. Auth., Hospital Rev. Bonds (CHE Trinity Health Credit Group), Series 2013-1, 3.81% 12/1/2034 (put 3/1/2024) ¹²	1,500	1,500
State of Michigan, Fin. Auth., State Aid Rev. Notes, Series 2023-A, 5.00% 8/20/2024	15,000	15,138
State of Michigan, Strategic Fund, Demand Limited Obligation Rev. Bonds (Air Products and Chemicals, Inc. Project), Series 2007, 3.26% 12/1/2042 ²	25,100	25,100
State of Michigan, Regents of the University of Michigan, Rev. IAM Commercial Paper, Series 2023, 3.50% 2/12/2024	16,000	16,000
State of Minnesota, City of Rochester, Health Care Facs. Rev. Bonds (Mayo Clinic), Series 2011-B, 3.90% 11/15/2038 ²	25,200	25,200
State of Minnesota, City of Rochester, Health Care Facs. Rev. Bonds (Mayo Clinic), Series 2016, 3.81% 11/15/2047 ²	7,000	7,000
State of Mississippi, Business Fin. Corp., Gulf Opportunity Zone Industrial Dev. Rev. Bonds (Chevron U.S.A., Inc. Project), Series 2007-D, 3.16% 12/1/2030 ²	30,390	30,390
State of Mississippi, Business Fin. Corp., Gulf Opportunity Zone Industrial Dev. Rev. Bonds (Chevron U.S.A., Inc. Project), Series 2009-D, 3.16% 12/1/2030 ²	3,500	3,500
State of Mississippi, Business Fin. Corp., Gulf Opportunity Zone Industrial Dev. Rev. Bonds (Chevron U.S.A., Inc. Project), Series 2010-J, 3.16% 11/1/2035 ²	42,085	42,085
State of Mississippi, Business Fin. Corp., Gulf Opportunity Zone Industrial Dev. Rev. Bonds (Chevron U.S.A., Inc. Project), Series 2011-F, 3.16% 11/1/2035 ²	33,185	33,185
State of Mississippi, Business Fin. Corp., Gulf Opportunity Zone Industrial Dev. Rev. Bonds (Chevron U.S.A., Inc. Project), Series 2010-K, 3.20% 11/1/2035 ²	600	600
State of Mississippi, Business Fin. Corp., Port Fac. Rev. Ref. Bonds (Chevron U.S.A., Inc. Project), Series 2023, 3.16% 6/1/2043 ²	13,300	13,300
State of Missouri, Health and Educational Facs. Auth., Demand Educational Facs. Rev. Bonds (Washington University), Series 2003-B, 3.45% 2/15/2033 ²	1,600	1,600
State of Missouri, Health and Educational Facs. Auth., Demand Educational Facs. Rev. Bonds (Washington University), Series 2000-B, 3.00% 3/1/2040 ²	8,200	8,200
State of Nevada, Dept. of Business and Industry, Rev. Bonds (Brightline West Passenger Rail Project), Series 2020-A-3, AMT, 8.125% 1/1/2050 (put 8/15/2024) ^{1,12}	11,000	11,140
State of New York, Dormitory Auth., Rev. Bonds (Cornell University), Series 2019-B, 3.30% 7/1/2039 ²	15,025	15,025
State of New York, Dormitory Auth., Rev. Bonds (Fordham University), Series 2008-A-2, 4.86% 7/1/2032 ²	1,500	1,500
State of New York, New York City G.O. Bonds, Series 2005-E-3, 4.89% 8/1/2034 ²	7,470	7,470
State of New York, New York City G.O. Bonds, Series 2008-L-3, 3.20% 4/1/2036 ²	5,200	5,200
State of New York, New York City G.O. Bonds, Series 2013-F-3, 3.20% 3/1/2042 ²	21,100	21,100
State of New York, New York City Municipal Water Fin. Auth., Water and Sewer System Rev. Bonds, Series 2000-C, 3.78% 6/15/2033 ²	19,500	19,500
State of New York, New York City Municipal Water Fin. Auth., Water and Sewer System Second General Resolution Rev. Bonds, Series 2008-BB-2, 3.20% 6/15/2035 ²	16,525	16,525
State of New York, New York City Municipal Water Fin. Auth., Water and Sewer System Second General Resolution Rev. Bonds, Series 2007-CC-1, 4.88% 6/15/2038 ²	15,895	15,895
State of New York, New York City Municipal Water Fin. Auth., Water and Sewer System Second General Resolution Rev. Bonds, Series 2011-FF-1, 3.20% 6/15/2044 ²	15,740	15,740
State of New York, New York City Municipal Water Fin. Auth., Water and Sewer System Second General Resolution Rev. Bonds, Series 2016-AA-1, 3.20% 6/15/2048 ²	10,750	10,750
State of New York, New York City Municipal Water Fin. Auth., Water and Sewer System Second General Resolution Rev. Bonds, Series 2015-BB-1, 3.20% 6/15/2049 ²	2,950	2,950
State of New York, New York City Municipal Water Fin. Auth., Water and Sewer System Second General Resolution Rev. Bonds, Series 2023-CC, 3.20% 6/15/2053 ²	15,600	15,600
State of New York, New York City Transitional Fin. Auth., Future Tax Secured Bonds, Series 2019-B-4, 3.10% 8/1/2042 ²	1,800	1,800
State of New York, New York City Transitional Fin. Auth., Future Tax Secured Bonds, Series 2015-E-4, 3.20% 2/1/2045 ²	7,800	7,800

American High-Income Municipal Bond Fund (continued)

Short-term securities (continued)	Principal amount (000)	Value (000)
Municipals (continued)		
State of New York, Triborough Bridge and Tunnel Auth., General Rev. Ref. Bonds, Series 2005-B-3, 3.20% 1/1/2035 ²	USD43,000	\$ 43,000
State of North Carolina, Capital Facs. Fin. Agcy., Rev. Bonds (North Carolina Aquarium Society), Series 2004, 4.88% 6/1/2026 ²	3,310	3,310
State of Ohio, County of Franklin, Rev. Bonds (CHE Trinity Health Credit Group), Series 2013, 4.30% 12/1/2046 (put 2/1/2024) ¹²	6,615	6,617
State of Ohio, Higher Educational Facs. Commission, Rev. IAM Commercial Paper, Series 2024-B, 3.55% 3/18/2024	20,000	20,001
State of Ohio, Hospital Rev. Bonds (Cleveland Clinic Health System Obligated Group), Series 2013-B-3, 3.40% 1/1/2039 ²	13,000	13,000
State of Pennsylvania, Econ. Dev. Fncg. Auth., Solid Waste Disposal Rev. Bonds (Republic Services, Inc. Project), Series 2019-B-1, AMT, 4.00% 4/1/2049 (put 4/15/2024) ¹²	7,500	7,500
State of Pennsylvania, Econ. Dev. Fncg. Auth., Solid Waste Disposal Rev. Ref. Bonds (Republic Services, Inc. Project), Series 2019-A, AMT, 4.00% 4/1/2034 (put 4/15/2024) ¹²	4,690	4,690
State of South Carolina, Jobs-Econ. Dev. Auth., Hospital Rev. Bonds (Prisma Health Obligated Group), Series 2018-B, 3.15% 5/1/2048 ²	26,700	26,700
State of Tennessee, County of Montgomery, Public Building Auth., Pooled Fncg. Rev. Bonds (Tennessee County Loan Pool), Series 2004, Bank of America LOC, 3.29% 7/1/2034 ²	440	440
State of Texas, County of Alachua, Health Facs. Auth., Rev. IAM Commercial Paper, Series 2023-A, 3.67% 3/4/2024	8,750	8,751
State of Texas, Gulf Coast Industrial Dev. Auth., Rev. Bonds (ExxonMobil Project), Series 2012, 3.00% 11/1/2041 ²	27,000	27,000
State of Texas, Harris County Health Facs. Dev. Corp., Rev. Ref. Bonds (CHRISTUS Health), Series 2005-A-4, Assured Guaranty Municipal insured, 4.70% 7/1/2031 ²	950	950
State of Texas, Harris County Industrial Dev. Corp., Pollution Control Rev. Bonds (Exxon Project), Series 1984-A, 3.13% 3/1/2024 ²	19,900	19,900
State of Texas, Harris County Industrial Dev. Corp., Pollution Control Rev. Bonds (Exxon Project), Series 1984-A, 3.13% 3/1/2024 ²	5,500	5,500
State of Texas, City of Houston, Combined Utility System Rev. Ref. Bonds, Series 2012-B, 4.77% 5/15/2034 ²	17,500	17,500
State of Texas, City of Houston, Combined Utility System Rev. Ref. Bonds, Series 2012-A, 4.83% 5/15/2034 ²	4,500	4,500
State of Texas, County of Jefferson, Port Arthur Navigation Dist., Pollution Control Rev. Ref. Bonds (Texaco, Inc. Project), Series 1994, 3.16% 10/1/2024 ²	24,500	24,500
State of Texas, Mission Econ. Dev. Corp., Solid Waste Disposal Rev. Bonds (Waste Management, Inc. Project), Series 2020-A, AMT, 4.50% 5/1/2046 (put 3/1/2024) ¹²	6,580	6,580
State of Texas, Port Arthur Navigation Dist. Industrial Dev. Corp., Rev. Bonds (Air Products Project), Series 2005, 3.26% 5/1/2040 ²	25,000	25,000
State of Texas, Board of Regents of the University of Texas System, Permanent University Fund Bonds, Series 2008-A, 4.53% 7/1/2037 ²	29,400	29,400
State of Texas, Board of Regents of the University of Texas System, Rev. Ref. Bonds, Series 2007-B, 4.79% 8/1/2033 ²	34,135	34,135
State of Texas, Veterans Bonds, Series 2019, 3.55% 6/1/2050 ²	7,495	7,495
State of Virginia, College Building Auth., Educational Facs. Rev. Bonds (University of Richmond Project), Series 2006, 3.45% 11/1/2036 ²	6,600	6,600
State of Virginia, County of Fairfax, Redev. and Housing Auth., Multi Family Housing Rev. Bonds (Arrowbrook Apartments Project), Series 2020, 3.80% 1/1/2041 (put 7/1/2024) ¹²	3,000	2,998
State of Wisconsin, Health and Educational Facs. Auth., Rev. Bonds (Marshfield Clinic Health System, Inc.), Series 2020-C, 6.23% 2/15/2053 ²	1,600	1,600
State of Wyoming, County of Sublette, Pollution Control Rev. Ref. Bonds (ExxonMobil Project), Series 2014, 3.13% 10/1/2044 ²	4,425	4,425
		1,082,997
	Weighted average yield at acquisition	
U.S. Treasury bills 0.38%		
U.S. Treasury 3/5/2024	5.271%	45,000
Total short-term securities (cost: \$1,127,785,000)		1,127,780
Total investment securities 98.56% (cost: \$12,299,225,000)		11,765,731
Other assets less liabilities 1.44%		171,940
Net assets 100.00%		\$11,937,671

American High-Income Municipal Bond Fund (continued)

Futures contracts

Contracts	Type	Number of contracts	Expiration date	Notional amount (000)	Value and unrealized appreciation (depreciation) at 1/31/2024 (000)
2 Year U.S. Treasury Note Futures	Long	2,735	4/3/2024	USD562,470	\$ 2,393
5 Year U.S. Treasury Note Futures	Long	2,200	4/3/2024	238,459	1,141
10 Year Ultra U.S. Treasury Note Futures	Short	1,163	3/28/2024	(135,926)	(2,540)
30 Year Ultra U.S. Treasury Bond Futures	Long	90	3/28/2024	11,630	302
					<u>\$ 1,296</u>

Restricted securities¹⁰

	Acquisition date(s)	Cost (000)	Value (000)	Percent of net assets
County of Sarpy, Sanitary and Improvement Dist. No. 354 (Sunset Meadows), Construction Fund Warrants, Series 2022, 6.00% PIK 10/24/2027 ^{6,8,9}	11/21/2022	\$ 2,296	\$ 2,296	.02%
County of Sarpy, Sanitary and Improvement Dist. No. 354 (Sunset Meadows), Construction Fund Warrants, Series 2022, 6.00% PIK 7/18/2027 ^{6,8,9}	9/7/2022	2,133	2,133	.02
County of Sarpy, Sanitary and Improvement Dist. No. 354 (Sunset Meadows), Construction Fund Warrants, Series 2022, 6.00% PIK or 6.00% Cash 11/21/2027 ^{6,8,9}	12/27/2022	785	785	.01
County of Sarpy, Sanitary and Improvement Dist. No. 354 (Sunset Meadows), Construction Fund Warrants, Series 2022, 6.00% PIK 8/18/2027 ^{6,8,9}	11/7/2022	727	727	.01
County of Sarpy, Sanitary and Improvement Dist. No. 354 (Sunset Meadows), Construction Fund Warrants, Series 2022, 6.00% PIK 12/29/2026 ^{6,8,9}	3/28/2022	609	609	.01
County of Sarpy, Sanitary and Improvement Dist. No. 354 (Sunset Meadows), Construction Fund Warrants, Series 2022, 6.00% PIK 6/27/2027 ^{6,8,9}	8/1/2022	594	594	.01
County of Sarpy, Sanitary and Improvement Dist. No. 340 (Ashbury Hills), Construction Fund Warrants, Series 2020, 6.00% PIK or 6.00% Cash 7/31/2028 ^{6,8,9}	8/28/2023	492	492	.00 ¹³
County of Sarpy, Sanitary and Improvement Dist. No. 354 (Sunset Meadows), Construction Fund Warrants, Series 2022, 6.00% PIK or 6.00% Cash 5/8/2028 ^{6,8,9}	5/25/2023	439	439	.00 ¹³
County of Sarpy, Sanitary and Improvement Dist. No. 354 (Sunset Meadows), Construction Fund Warrants, Series 2022, 6.00% PIK or 6.00% Cash 11/6/2028 ^{8,9}	1/25/2024	362	362	.00 ¹³
County of Sarpy, Sanitary and Improvement Dist. No. 354 (Sunset Meadows), Construction Fund Warrants, Series 2022, 6.00% PIK 6/6/2027 ^{6,8,9}	8/1/2022	347	347	.00 ¹³
County of Sarpy, Sanitary and Improvement Dist. No. 354 (Sunset Meadows), Construction Fund Warrants, Series 2022, 6.00% PIK or 6.00% Cash 9/11/2028 ^{6,8,9}	10/30/2023	163	163	.00 ¹³
County of Sarpy, Sanitary and Improvement Dist. No. 354 (Sunset Meadows), Construction Fund Warrants, Series 2022, 6.00% PIK or 6.00% Cash 8/28/2028 ^{6,8,9}	10/30/2023	138	138	.00 ¹³

American High-Income Municipal Bond Fund (continued)

Restricted securities¹⁰ (continued)

	Acquisition date(s)	Cost (000)	Value (000)	Percent of net assets
County of Sarpy, Sanitary and Improvement Dist. No. 354 (Sunset Meadows), Construction Fund Warrants, Series 2022, 6.00% PIK 1/26/2027 ^{6,8,9}	3/28/2022	\$ 106	\$ 106	.00% ¹³
County of Sarpy, Sanitary and Improvement Dist. No. 354 (Sunset Meadows), Construction Fund Warrants, Series 2022, 6.00% PIK 12/6/2026 ^{6,8,9}	3/28/2022	53	53	.00 ¹³
County of Sarpy, Sanitary and Improvement Dist. No. 354 (Sunset Meadows), Construction Fund Warrants, Series 2022, 6.00% PIK or 6.00% Cash 4/10/2028 ^{6,8,9}	5/25/2023	46	46	.00 ¹³
County of Sarpy, Sanitary and Improvement Dist. No. 354 (Sunset Meadows), Construction Fund Warrants, Series 2022, 6.00% PIK or 6.00% Cash 1/30/2028 ^{6,8,9}	5/25/2023	31	31	.00 ¹³
County of Sarpy, Sanitary and Improvement Dist. No. 354 (Sunset Meadows), Construction Fund Warrants, Series 2022, 6.00% PIK or 6.00% Cash 12/4/2028 ^{8,9}	1/25/2024	26	26	.00 ¹³
County of Sarpy, Sanitary and Improvement Dist. No. 354 (Sunset Meadows), Construction Fund Warrants, Series 2022, 6.00% PIK 9/6/2027 ^{6,8,9}	11/7/2022	13	13	.00 ¹³
County of Sarpy, Sanitary and Improvement Dist. No. 340 (Ashbury Hills), Construction Fund Warrants, Series 2020, 7.00% Cash 9/7/2026 ^{6,8,9}	10/1/2021-12/29/2021	910	909	.01
County of Sarpy, Sanitary and Improvement Dist. No. 340 (Ashbury Hills), Construction Fund Warrants, Series 2020, 7.00% Cash 12/17/2025 ^{6,8,9}	1/28/2021	876	876	.01
County of Sarpy, Sanitary and Improvement Dist. No. 340 (Ashbury Hills), Construction Fund Warrants, Series 2020, 7.00% Cash 7/20/2028 ^{8,9}	8/28/2023	822	822	.01
County of Sarpy, Sanitary and Improvement Dist. No. 340 (Ashbury Hills), Construction Fund Warrants, Series 2020, 7.00% Cash 4/12/2027 ^{6,8,9}	5/25/2022	611	611	.01
County of Sarpy, Sanitary and Improvement Dist. No. 340 (Ashbury Hills), Construction Fund Warrants, Series 2020, 7.00% Cash 6/16/2027 ^{6,8,9}	7/19/2022	462	462	.01
County of Sarpy, Sanitary and Improvement Dist. No. 340 (Ashbury Hills), Construction Fund Warrants, Series 2020, 7.00% PIK or 7.00% Cash 10/19/2028 ^{8,9}	11/14/2023	451	451	.01
County of Sarpy, Sanitary and Improvement Dist. No. 340 (Ashbury Hills), Construction Fund Warrants, Series 2020, 7.00% Cash 3/18/2026 ^{6,8,9}	6/30/2021	420	420	.01
County of Sarpy, Sanitary and Improvement Dist. No. 340 (Ashbury Hills), Construction Fund Warrants, Series 2020, 7.00% Cash 1/21/2026 ^{6,8,9}	6/30/2021	402	402	.00 ¹³
County of Sarpy, Sanitary and Improvement Dist. No. 340 (Ashbury Hills), Construction Fund Warrants, Series 2020, 7.00% Cash 11/19/2025 ^{6,8,9}	1/28/2021	370	370	.00 ¹³
County of Sarpy, Sanitary and Improvement Dist. No. 340 (Ashbury Hills), Construction Fund Warrants, Series 2020, 7.00% Cash 1/18/2027 ^{6,8,9}	5/5/2022	363	363	.00 ¹³

American High-Income Municipal Bond Fund (continued)

Restricted securities¹⁰ (continued)

	Acquisition date(s)	Cost (000)	Value (000)	Percent of net assets
County of Sarpy, Sanitary and Improvement Dist. No. 340 (Ashbury Hills), Construction Fund Warrants, Series 2020, 7.00% Cash 3/16/2028 ^{8,9}	5/2/2023	\$ 355	\$ 355	.00% ¹³
County of Sarpy, Sanitary and Improvement Dist. No. 340 (Ashbury Hills), Construction Fund Warrants, Series 2020, 7.00% Cash 10/20/2027 ^{8,9}	12/9/2022	321	321	.00 ¹³
County of Sarpy, Sanitary and Improvement Dist. No. 340 (Ashbury Hills), Construction Fund Warrants, Series 2020, 7.00% PIK or 7.00% Cash 11/16/2028 ^{8,9}	1/25/2024	302	302	.00 ¹³
County of Sarpy, Sanitary and Improvement Dist. No. 340 (Ashbury Hills), Construction Fund Warrants, Series 2020, 7.00% Cash 6/22/2026 ^{6,8,9}	12/29/2021	270	270	.00 ¹³
County of Sarpy, Sanitary and Improvement Dist. No. 340 (Ashbury Hills), Construction Fund Warrants, Series 2020, 7.00% Cash 9/15/2027 ^{8,9}	12/9/2022	259	259	.00 ¹³
County of Sarpy, Sanitary and Improvement Dist. No. 340 (Ashbury Hills), Construction Fund Warrants, Series 2020, 7.00% Cash 4/15/2026 ^{6,8,9}	6/30/2021	232	232	.00 ¹³
County of Sarpy, Sanitary and Improvement Dist. No. 340 (Ashbury Hills), Construction Fund Warrants, Series 2020, 7.00% Cash 12/14/2026 ^{6,8,9}	5/5/2022	199	199	.00 ¹³
County of Sarpy, Sanitary and Improvement Dist. No. 340 (Ashbury Hills), Construction Fund Warrants, Series 2020, 7.00% PIK or 7.00% Cash 9/7/2028 ^{8,9}	11/14/2023	177	177	.00 ¹³
County of Sarpy, Sanitary and Improvement Dist. No. 340 (Ashbury Hills), Construction Fund Warrants, Series 2020, 7.00% Cash 12/15/2027 ^{8,9}	5/2/2023	159	158	.00 ¹³
County of Sarpy, Sanitary and Improvement Dist. No. 340 (Ashbury Hills), Construction Fund Warrants, Series 2020, 7.00% Cash 4/20/2028 ^{8,9}	8/28/2023	135	135	.00 ¹³
County of Sarpy, Sanitary and Improvement Dist. No. 340 (Ashbury Hills), Construction Fund Warrants, Series 2020, 7.00% Cash 7/20/2026 ^{6,8,9}	12/29/2021	120	120	.00 ¹³
County of Sarpy, Sanitary and Improvement Dist. No. 340 (Ashbury Hills), Construction Fund Warrants, Series 2020, 7.00% Cash 10/26/2026 ^{6,8,9}	12/29/2021	64	64	.00 ¹³
County of Sarpy, Sanitary and Improvement Dist. No. 340 (Ashbury Hills), Construction Fund Warrants, Series 2020, 7.00% Cash 2/16/2028 ^{8,9}	5/2/2023	61	61	.00 ¹³
County of Sarpy, Sanitary and Improvement Dist. No. 340 (Ashbury Hills), Construction Fund Warrants, Series 2020, 7.00% Cash 11/23/2026 ^{6,8,9}	12/29/2021	30	30	.00 ¹³
County of Sarpy, Sanitary and Improvement Dist. No. 340 (Ashbury Hills), Construction Fund Warrants, Series 2020, 7.00% Cash 11/17/2027 ^{8,9}	5/2/2023	12	12	.00 ¹³
County of Sarpy, Sanitary and Improvement Dist. No. 340 (Ashbury Hills), Construction Fund Warrants, Series 2020, 7.00% Cash 7/21/2027 ^{6,8,9}	12/9/2022	10	10	.00 ¹³

American High-Income Municipal Bond Fund (continued)

Restricted securities¹⁰ (continued)

	Acquisition date(s)	Cost (000)	Value (000)	Percent of net assets
County of Sarpy, Sanitary and Improvement Dist. No. 340 (Ashbury Hills), Construction Fund Warrants, Series 2020, 7.00% Cash 5/9/2028 ^{8,9}	8/28/2023	\$ 10	\$ 10	.00% ¹³
County of Sarpy, Sanitary and Improvement Dist. No. 340 (Ashbury Hills), Construction Fund Warrants, Series 2020, 7.00% Cash 5/20/2026 ^{6,8,9}	6/30/2021	6	6	.00 ¹³
County of Sarpy, Sanitary and Improvement Dist. No. 340 (Ashbury Hills), Construction Fund Warrants, Series 2020, 7.00% Cash 8/18/2027 ^{6,8,9}	12/9/2022	5	5	.00 ¹³
County of Sarpy, Sanitary and Improvement Dist. No. 340 (Ashbury Hills), Construction Fund Warrants, Series 2020, 7.00% Cash 8/12/2026 ^{6,8,9}	12/29/2021	4	4	.00 ¹³
County of Sarpy, Sanitary and Improvement Dist. No. 340 (Ashbury Hills), Construction Fund Warrants, Series 2020, 7.00% Cash 3/15/2027 ^{6,8,9}	5/5/2022	3	3	.00 ¹³
County of Douglas, Sanitary and Improvement Dist. No. 605 (Bluestem Meadows), Construction Fund Warrants, Series 2022, 7.00% PIK or 7.00% Cash 6/21/2028 ^{8,9}	7/25/2023	628	628	.01
County of Douglas, Sanitary and Improvement Dist. No. 605 (Bluestem Meadows), Construction Fund Warrants, Series 2022, 7.00% PIK or 7.00% Cash 5/11/2028 ^{8,9}	5/30/2023	621	621	.01
County of Douglas, Sanitary and Improvement Dist. No. 605 (Bluestem Meadows), Construction Fund Warrants, Series 2022, 7.00% PIK 1/4/2028 ^{8,9}	1/23/2023	602	602	.01
County of Douglas, Sanitary and Improvement Dist. No. 605 (Bluestem Meadows), Construction Fund Warrants, Series 2021, 7.00% PIK 8/4/2026 ^{8,9}	12/21/2021	516	516	.00 ¹³
County of Douglas, Sanitary and Improvement Dist. No. 605 (Bluestem Meadows), Construction Fund Warrants, Series 2022, 7.00% PIK 2/23/2027 ^{8,9}	3/1/2022-10/24/2022	373	372	.00 ¹³
County of Douglas, Sanitary and Improvement Dist. No. 605 (Bluestem Meadows), Construction Fund Warrants, Series 2022, 7.00% PIK 8/11/2027 ^{8,9}	10/24/2022	240	240	.00 ¹³
County of Douglas, Sanitary and Improvement Dist. No. 605 (Bluestem Meadows), Construction Fund Warrants, Series 2022, 7.00% PIK 9/19/2027 ^{8,9}	12/27/2022	201	201	.00 ¹³
County of Douglas, Sanitary and Improvement Dist. No. 605 (Bluestem Meadows), Construction Fund Warrants, Series 2022, 7.00% PIK 12/7/2027 ^{8,9}	12/27/2022	135	135	.00 ¹³
County of Douglas, Sanitary and Improvement Dist. No. 605 (Bluestem Meadows), Construction Fund Warrants, Series 2022, 7.00% PIK or 7.00% Cash 2/21/2028 ^{8,9}	3/1/2023-5/30/2023	93	93	.00 ¹³
County of Douglas, Sanitary and Improvement Dist. No. 605 (Bluestem Meadows), Construction Fund Warrants, Series 2022, 7.00% PIK or 7.00% Cash 3/14/2028 ^{8,9}	5/30/2023	27	27	.00 ¹³
County of Douglas, Sanitary and Improvement Dist. No. 605 (Bluestem Meadows), Construction Fund Warrants, Series 2021, 7.00% PIK 9/13/2026 ^{8,9}	12/21/2021	3	3	.00 ¹³

American High-Income Municipal Bond Fund (continued)

Restricted securities¹⁰ (continued)

	Acquisition date(s)	Cost (000)	Value (000)	Percent of net assets
County of Douglas, Sanitary and Improvement Dist. No. 605 (Bluestem Meadows), Construction Fund Warrants, Series 2022, 7.00% PIK 4/13/2027 ^{8,9}	10/24/2022	\$ 2	\$ 2	.00% ¹³
County of Douglas, Sanitary and Improvement Dist. No. 596 (West Center Village), Construction Fund Warrants, Series 2020, 7.00% Cash 8/14/2025 ^{6,8,9}	2/25/2021	190	190	.00 ¹³
County of Douglas, Sanitary and Improvement Dist. No. 596 (West Center Village), Construction Fund Warrants, Series 2019, 7.00% Cash 1/13/2025 ^{6,8,9}	6/19/2020	184	184	.00 ¹³
County of Douglas, Sanitary and Improvement Dist. No. 596 (West Center Village), Construction Fund Warrants, Series 2019, 7.00% Cash 4/13/2025 ^{6,8,9}	6/19/2020	172	172	.00 ¹³
County of Douglas, Sanitary and Improvement Dist. No. 596 (West Center Village), Construction Fund Warrants, Series 2020, 7.00% Cash 6/8/2025 ^{6,8,9}	2/25/2021	151	151	.00 ¹³
County of Douglas, Sanitary and Improvement Dist. No. 596 (West Center Village), Construction Fund Warrants, Series 2019, 7.00% Cash 3/16/2025 ^{6,8,9}	6/19/2020	25	25	.00 ¹³
Total		<u>\$21,944</u>	<u>\$21,941</u>	<u>.18%</u>

¹Acquired in a transaction exempt from registration under Rule 144A or, for commercial paper, Section 4(a)(2) of the Securities Act of 1933. May be resold in the U.S. in transactions exempt from registration, normally to qualified institutional buyers. The total value of all such securities was \$2,741,553,000, which represented 22.97% of the net assets of the fund.

²Coupon rate may change periodically. Reference rate and spread are as of the most recent information available. Some coupon rates are determined by the issuer or agent based on current market conditions; therefore, the reference rate and spread are not available. For short-term securities, the date of the next scheduled coupon rate change is considered to be the maturity date.

³Principal payments may be made periodically. Therefore, the effective maturity date may be earlier than the stated maturity date.

⁴Step bond; coupon rate may change at a later date.

⁵Scheduled interest payment was not received. Coupon payments are paid at the election of the issuer and any unpaid amounts are accumulated.

⁶Scheduled interest and/or principal payment was not received.

⁷Securities referencing LIBOR are expected to transition to an alternative reference rate by the security's next scheduled coupon reset date.

⁸Value determined using significant unobservable inputs.

⁹Payment in kind; the issuer has the option of paying additional securities in lieu of cash. Payment methods and rates are as of the most recent payment when available.

¹⁰Restricted security, other than Rule 144A securities or commercial paper issued pursuant to Section 4(a)(2) of the Securities Act of 1933. The total value of all such restricted securities was \$21,941,000, which represented .18% of the net assets of the fund.

¹¹Amount less than one thousand.

¹²For short-term securities, the mandatory put date is considered to be the maturity date.

¹³Amount less than .01%.

Key to abbreviation(s)

Agcy. = Agency

AMT = Alternative Minimum Tax

Assn. = Association

Auth. = Authority

Certs. = Certificates

CME = CME Group

Dept. = Department

Dev. = Development

Dist. = District

Econ. = Economic

Fac. = Facility

Facs. = Facilities

Fin. = Finance

Fncg. = Financing

G.O. = General Obligation

IAM = Interest at Maturity

LIBOR = London Interbank Offered Rate

LOC = Letter of credit

Part. = Participation

PIK = Payment In Kind

Preref. = Prerefunded

Redev. = Redevelopment

Ref. = Refunding

Rev. = Revenue

SIFMA = Securities Industry and Financial Markets

Association

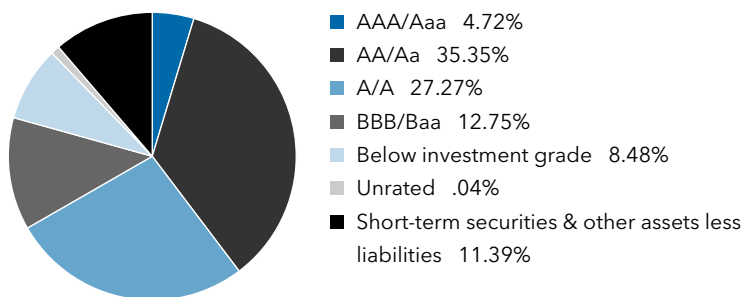
SOFR = Secured Overnight Financing Rate

USD = U.S. dollars

Refer to the notes to financial statements.

Portfolio quality summary*

Percent of net assets



*Bond ratings, which typically range from AAA/Aaa (highest) to D (lowest), are assigned by credit rating agencies such as Standard & Poor's, Moody's and/or Fitch as an indication of an issuer's creditworthiness. In assigning a credit rating to a security, the fund looks specifically to the ratings assigned to the issuer of the security by Standard & Poor's, Moody's and/or Fitch. If agency ratings differ, the security will be considered to have received the highest of those ratings, consistent with the fund's investment policies. Securities in the "unrated" category (above) have not been rated by a rating agency; however, the investment adviser performs its own credit analysis and assigns comparable ratings that are used for compliance with the fund's investment policies.

Bonds, notes & other debt instruments 88.61%

Principal amount (000) Value (000)

California 85.84%

Description	Principal amount (000)	Value (000)
Adelanto Elementary School Dist., Community Facs. Dist. No. 4, Special Tax Bonds, Series 2023-A, 5.75% 9/1/2047	USD870	\$ 936
Adelanto Elementary School Dist., Community Facs. Dist. No. 4, Special Tax Bonds, Series 2023-B, 5.75% 9/1/2047	965	1,039
Adelanto Elementary School Dist., Community Facs. Dist. No. 4, Special Tax Bonds, Series 2023-B, 5.75% 9/1/2053	2,245	2,399
City of Adelanto, Public Utility Auth., Rev. Ref. Bonds (Utility System Project), Series 2017-A, Assured Guaranty Municipal insured, 5.00% 7/1/2039	2,000	2,127
Alameda Corridor Transportation Auth., Rev. Ref. Bonds, Capital Appreciation Bonds, Series 2022-A, 0% 10/1/2049 (5.375% on 10/1/2037) ¹	2,635	1,421
Alameda Corridor Transportation Auth., Rev. Ref. Bonds, Capital Appreciation Bonds, Series 2022-C-2, 0% 10/1/2050 (5.40% on 10/1/2037) ¹	9,190	4,917
Alameda Corridor Transportation Auth., Rev. Ref. Bonds, Capital Appreciation Bonds, Series 2024-A, 0% 10/1/2053	4,000	974
Alameda Corridor Transportation Auth., Rev. Ref. Bonds, Convertible Capital Appreciation Bonds, Series 2022-C-2, Assured Guaranty Municipal insured, 0% 10/1/2052 (5.45% on 10/1/2037) ¹	7,470	4,018
City of Alameda, Community Facs. Dist. No. 2013-1 (Alameda Landing Public Improvements), Special Tax Bonds, Series 2016, 5.00% 9/1/2042	1,000	1,023
City of Alameda, Community Facs. Dist. No. 2013-1 (Alameda Landing Public Improvements), Special Tax Bonds, Series 2016, 5.00% 9/1/2046	500	509
City of Alhambra, Rev. Ref. Bonds (Atherton Baptist Homes Project), Series 2016, 5.00% 1/1/2029	225	237
Antelope Valley Community College Dist., G.O. Bonds, Capital Appreciation Bonds, Series 2022-C, 2016 Election, 0% 8/1/2036	1,000	615
Antelope Valley Community College Dist., G.O. Bonds, Capital Appreciation Bonds, Series 2022-C, 2016 Election, 0% 8/1/2037	1,150	664
Antelope Valley Community College Dist., G.O. Bonds, Capital Appreciation Bonds, Series 2022-C, 2016 Election, 0% 8/1/2042	4,515	1,899
Azusa Unified School Dist., G.O. Bonds, 2014 Election, Series 2019-C, 5.00% 8/1/2044	1,000	1,083
City of Azusa, Community Facs. Dist. No. 2005-1 (Rosedale), Improvement Area No. 2, Special Tax Bonds, Series 2019, 5.00% 9/1/2032	455	484
City of Azusa, Community Facs. Dist. No. 2005-1 (Rosedale), Improvement Area No. 2, Special Tax Bonds, Series 2019, 5.00% 9/1/2035	600	635
City of Azusa, Community Facs. Dist. No. 2005-1 (Rosedale), Improvement Area No. 2, Special Tax Bonds, Series 2019, 5.00% 9/1/2036	655	690
City of Azusa, Community Facs. Dist. No. 2005-1 (Rosedale), Improvement Area No. 2, Special Tax Bonds, Series 2019, Assured Guaranty Municipal insured, 5.00% 9/1/2044	2,810	2,971
Banning Unified School Dist., G.O. Rev. Bonds, Series 2017-A, Assured Guaranty Municipal insured, 5.00% 8/1/2035	955	1,028
Banning Unified School Dist., G.O. Rev. Ref. Bonds, Series 2016, Assured Guaranty Municipal insured, 4.00% 8/1/2031	1,500	1,541
Banning Unified School Dist., G.O. Rev. Ref. Bonds, Series 2016, Assured Guaranty Municipal insured, 4.00% 8/1/2032	1,000	1,026

The Tax-Exempt Fund of California (continued)

Bonds, notes & other debt instruments (continued)	Principal amount (000)	Value (000)
California (continued)		
Assn. of Bay Area Governments, Fin. Auth. for Nonprofit Corps., Rev. Ref. Bonds (Eskaton Properties, Inc. Obligated Group), Series 2013, 5.00% 11/15/2035	USD230	\$ 230
Bay Area Toll Auth., San Francisco Bay Area Toll Bridge Rev. Bonds, Series 2017-S-7, 4.00% 4/1/2034	2,005	2,076
Bay Area Toll Auth., San Francisco Bay Area Toll Bridge Rev. Bonds, Series 2008-B-1, (SIFMA Municipal Swap Index + 1.10%) 5.65% 4/1/2045 (put 4/1/2024) ²	5,675	5,676
Bay Area Toll Auth., San Francisco Bay Area Toll Bridge Rev. Bonds, Series 2023-F-1, 5.00% 4/1/2054	9,000	10,053
Beaumont Unified School Dist., Community Facs. Dist. No. 2018-1, Improvement Area No. 1, Special Tax Bonds, Series 2020, 4.00% 9/1/2045	1,000	911
Beaumont Unified School Dist., Community Facs. Dist. No. 2018-1, Improvement Area No. 1, Special Tax Bonds, Series 2020, 4.00% 9/1/2050	1,250	1,102
City of Beaumont, Community Facs. Dist. No. 2016-1 (Fairway Canyon), Special Tax Bonds, Series 2019, 5.00% 9/1/2044	900	933
City of Beaumont, Community Facs. Dist. No. 2016-1 (Fairway Canyon), Special Tax Bonds, Series 2019, 5.00% 9/1/2049	400	412
City of Beaumont, Community Facs. Dist. No. 2016-2 (Sundance), Special Tax Rev. Bonds, Series 2019, 5.00% 9/1/2044	1,000	1,029
City of Beaumont, Community Facs. Dist. No. 2016-2 (Sundance), Special Tax Rev. Bonds, Series 2019, 5.00% 9/1/2049	1,000	1,023
City of Beaumont, Community Facs. Dist. No. 93-1, Improvement Area No. 8C, Special Tax Bonds, Series 2018-A, 5.00% 9/1/2043	1,605	1,669
City of Beaumont, Community Facs. Dist. No. 93-1, Improvement Area No. 8D, Special Tax Bonds, Series 2018-A, 5.00% 9/1/2043	565	587
City of Beaumont, Community Facs. Dist. No. 93-1, Improvement Area No. 8D, Special Tax Bonds, Series 2018-A, 5.00% 9/1/2048	1,000	1,031
City of Burbank, Water and Power Electric Rev. Bonds, Series 2023, 5.00% 6/1/2053	7,500	8,230
California County Tobacco Securitization Agcy., Tobacco Settlement Rev. Bonds (Los Angeles County Securitization Corp.), Series 2020-A, 5.00% 6/1/2027	600	635
California County Tobacco Securitization Agcy., Tobacco Settlement Rev. Bonds (Los Angeles County Securitization Corp.), Series 2020-A, 5.00% 6/1/2028	500	538
Trustees of the California State University, Systemwide Rev. Bonds, Series 2016-B-2, 0.55% 11/1/2049 (put 11/1/2026)	3,440	3,103
Trustees of the California State University, Systemwide Rev. Bonds, Series 2020-C, 4.00% 11/1/2051	2,500	2,507
Trustees of the California State University, Systemwide Rev. Bonds, Series 2016-B-3, 5.25% 11/1/2053	2,390	2,765
Casitas Municipal Water Dist., Community Facs. Dist. No. 2013-1, Special Tax Bonds, Series 2019, BAM insured, 4.00% 9/1/2047	1,745	1,754
Cathedral City, Successor Agcy. to the Redev. Agcy., Tax Allocation Housing Rev. Ref. Bonds (Merged Redev. Project Area), Series 2021-C, BAM insured, 4.00% 8/1/2024	300	301
Cathedral City, Successor Agcy. to the Redev. Agcy., Tax Allocation Housing Rev. Ref. Bonds (Merged Redev. Project Area), Series 2021-C, BAM insured, 4.00% 8/1/2025	300	303
Cathedral City, Successor Agcy. to the Redev. Agcy., Tax Allocation Housing Rev. Ref. Bonds (Merged Redev. Project Area), Series 2021-C, BAM insured, 4.00% 8/1/2026	275	281
Cathedral City, Successor Agcy. to the Redev. Agcy., Tax Allocation Housing Rev. Ref. Bonds (Merged Redev. Project Area), Series 2021-C, BAM insured, 4.00% 8/1/2027	300	310
Cathedral City, Successor Agcy. to the Redev. Agcy., Tax Allocation Housing Rev. Ref. Bonds (Merged Redev. Project Area), Series 2021-C, BAM insured, 4.00% 8/1/2028	250	260
Cathedral City, Successor Agcy. to the Redev. Agcy., Tax Allocation Housing Rev. Ref. Bonds (Merged Redev. Project Area), Series 2021-C, BAM insured, 4.00% 8/1/2029	250	262
Cathedral City, Successor Agcy. to the Redev. Agcy., Tax Allocation Housing Rev. Ref. Bonds (Merged Redev. Project Area), Series 2021-C, BAM insured, 4.00% 8/1/2030	275	291
Cathedral City, Successor Agcy. to the Redev. Agcy., Tax Allocation Housing Rev. Ref. Bonds (Merged Redev. Project Area), Series 2014-B, Assured Guaranty Municipal insured, 5.00% 8/1/2030	1,050	1,060
Cathedral City, Successor Agcy. to the Redev. Agcy., Tax Allocation Housing Rev. Ref. Bonds (Merged Redev. Project Area), Series 2021-A, BAM insured, 4.00% 8/1/2031	375	395
Cathedral City, Successor Agcy. to the Redev. Agcy., Tax Allocation Housing Rev. Ref. Bonds (Merged Redev. Project Area), Series 2021-C, BAM insured, 4.00% 8/1/2031	300	316
Cathedral City, Successor Agcy. to the Redev. Agcy., Tax Allocation Housing Rev. Ref. Bonds (Merged Redev. Project Area), Series 2021-A, BAM insured, 4.00% 8/1/2032	525	552
Cathedral City, Successor Agcy. to the Redev. Agcy., Tax Allocation Housing Rev. Ref. Bonds (Merged Redev. Project Area), Series 2021-A, BAM insured, 4.00% 8/1/2034	1,000	1,047
Centinel Valley Union High School Dist., G.O. Rev. Ref. Bonds, Series 2016-C, Assured Guaranty Municipal insured, 4.00% 8/1/2033	2,500	2,559
Chabot-Las Positas Community College Dist., G.O. Rev. Ref. Bonds, Series 2017-A, 4.00% 8/1/2042	1,500	1,509
Chaffey Community College Dist., G.O. Bonds, 2018 Election, Series 2019-A, 4.00% 6/1/2043	6,000	6,097

The Tax-Exempt Fund of California (continued)

Bonds, notes & other debt instruments (continued)	Principal amount (000)	Value (000)
California (continued)		
Chaffey Joint Union High School Dist., G.O. Bonds, Capital Appreciation Bonds, 2012 Election, Series 2019-D, 0% 8/1/2027	USD895	\$ 797
Chino Valley Unified School Dist., G.O. Bonds, 2016 Election, Series 2022-C, 4.00% 8/1/2055	3,605	3,611
Chino Valley Unified School Dist., G.O. Bonds, 2016 Election, Series 2020-B, 5.00% 8/1/2055	5,500	5,940
Chino Valley Unified School Dist., G.O. Bonds, 2016 Election, Capital Appreciation Bonds, Series 2022-C, 0% 8/1/2032	385	290
Chino Valley Unified School Dist., G.O. Bonds, 2016 Election, Capital Appreciation Bonds, Series 2022-C, 0% 8/1/2033	430	311
City of Chino, Community Facs. Dist. No. 2003-3, Improvement Area No. 8, Special Tax Bonds, Series 2021, 4.00% 9/1/2041	2,000	1,930
City of Chino, Community Facs. Dist. No. 2003-3, Improvement Area No. 8, Special Tax Bonds, Series 2021, 4.00% 9/1/2046	1,515	1,407
City of Chino, Community Facs. Dist. No. 2003-3, Improvement Area No. 8, Special Tax Bonds, Series 2021, 4.00% 9/1/2051	1,740	1,579
City of Chino, Community Facs. Dist. No. 2016-1 (Bickmore 185), Special Tax Bonds, Series 2020, 4.00% 9/1/2033	260	263
City of Chino, Community Facs. Dist. No. 2016-1 (Bickmore 185), Special Tax Bonds, Series 2020, 4.00% 9/1/2035	280	282
City of Chino, Community Facs. Dist. No. 2016-1 (Bickmore 185), Special Tax Bonds, Series 2020, 4.00% 9/1/2036	290	290
City of Chino, Community Facs. Dist. No. 2016-1 (Bickmore 185), Special Tax Bonds, Series 2020, 4.00% 9/1/2037	300	297
City of Chino, Community Facs. Dist. No. 2016-1 (Bickmore 185), Special Tax Bonds, Series 2020, 4.00% 9/1/2038	315	305
City of Chino, Community Facs. Dist. No. 2016-1 (Bickmore 185), Special Tax Bonds, Series 2020, 4.00% 9/1/2039	325	311
City of Chino, Community Facs. Dist. No. 2019-1 (The Landings), Special Tax Bonds, Series 2020, 4.00% 9/1/2024	195	195
City of Chino, Community Facs. Dist. No. 2019-1 (The Landings), Special Tax Bonds, Series 2020, 4.00% 9/1/2025	205	205
City of Chino, Community Facs. Dist. No. 2019-1 (The Landings), Special Tax Bonds, Series 2020, 4.00% 9/1/2026	210	211
City of Chino, Community Facs. Dist. No. 2019-1 (The Landings), Special Tax Bonds, Series 2020, 4.00% 9/1/2027	220	222
City of Chino, Community Facs. Dist. No. 2019-1 (The Landings), Special Tax Bonds, Series 2020, 4.00% 9/1/2028	230	233
City of Chino, Community Facs. Dist. No. 2019-1 (The Landings), Special Tax Bonds, Series 2020, 4.00% 9/1/2035	900	909
City of Chino, Community Facs. Dist. No. 2019-1 (The Landings), Special Tax Bonds, Series 2020, 4.00% 9/1/2040	955	918
City of Chino, Community Facs. Dist. No. 2019-1 (The Landings), Special Tax Bonds, Series 2020, 4.00% 9/1/2051	1,145	1,026
City of Chino, Public Fncg. Auth., Local Agcy. Rev. Ref. Bonds, Series 2015-A, Assured Guaranty Municipal insured, 5.00% 9/1/2030	1,010	1,043
City of Chino, Public Fncg. Auth., Local Agcy. Rev. Ref. Bonds, Series 2015-A, Assured Guaranty Municipal insured, 5.00% 9/1/2031	500	516
City of Chula Vista, Community Facs. Dist. No. 16-l (Millenia), Improvement Area No. 2, Special Tax Bonds, Series 2021, 4.00% 9/1/2041	380	381
City of Chula Vista, Community Facs. Dist. No. 16-l (Millenia), Improvement Area No. 2, Special Tax Bonds, Series 2021, 4.00% 9/1/2046	500	489
City of Chula Vista, Community Facs. Dist. No. 16-l (Millenia), Improvement Area No. 2, Special Tax Bonds, Series 2021, 4.00% 9/1/2051	1,020	961
City of Chula Vista, Successor Agcy. to the Redev. Agcy., Tax Allocation Rev. Ref. Bonds, Series 2016, Assured Guaranty Municipal insured, 5.00% 10/1/2029	890	946
City of Chula Vista, Successor Agcy. to the Redev. Agcy., Tax Allocation Rev. Ref. Bonds, Series 2016, Assured Guaranty Municipal insured, 5.00% 10/1/2030	920	978
City of Chula Vista, Successor Agcy. to the Redev. Agcy., Tax Allocation Rev. Ref. Bonds, Series 2016, Assured Guaranty Municipal insured, 5.00% 10/1/2034	1,180	1,251
City of Clovis, Wastewater Rev. Bonds, Series 2017, BAM insured, 5.00% 8/1/2036	1,155	1,241
City of Clovis, Wastewater Rev. Bonds, Series 2017, BAM insured, 5.00% 8/1/2037	1,150	1,228
City of Clovis, Wastewater Rev. Bonds, Series 2017, BAM insured, 5.00% 8/1/2038	515	546
Clovis Unified School Dist., G.O. Bonds, Capital Appreciation Bonds, 2004 Election, Series 2006-B, National insured, 0% 8/1/2030	2,300	1,889
Coachella Valley Unified School Dist., G.O. Bonds, 2005 Election, Series 2016-E, Assured Guaranty Municipal insured, 4.00% 8/1/2045	6,555	6,563
Coast Community College Dist., G.O. Bonds, 2012 Election, Series 2019-F, 3.00% 8/1/2038	2,500	2,315
Coast Community College Dist., G.O. Bonds, Capital Appreciation Bonds, 2012 Election, Series 2019-F, 0% 8/1/2042	3,070	1,422
Colton Joint Unified School Dist., G.O. Bonds, 2008 Election, Series 2016-D, BAM insured, 4.00% 8/1/2031	1,200	1,233
Community Choice Fncg. Auth., Clean Energy Project Rev. Green Bonds, Series 2021-B-1, 4.00% 2/1/2052 (put 8/1/2031)	30,565	30,851
Community Choice Fncg. Auth., Clean Energy Project Rev. Green Bonds, Series 2022-A-1, 4.00% 5/1/2053 (put 8/1/2028)	7,970	8,022
Community Choice Fncg. Auth., Clean Energy Project Rev. Green Bonds, Series 2023-B-1, 5.00% 7/1/2053 (put 8/1/2029)	18,540	19,649

The Tax-Exempt Fund of California (continued)

Bonds, notes & other debt instruments (continued)	Principal amount (000)	Value (000)
California (continued)		
Community Choice Fncg. Auth., Clean Energy Project Rev. Green Bonds, Series 2021-B-1, 5.00% 12/1/2053 (put 8/1/2029)	USD3,290	\$ 3,477
Community Choice Fncg. Auth., Clean Energy Project Rev. Green Bonds, Series 2023-E-1, 5.00% 2/1/2054 (put 3/1/2031)	8,305	8,921
Community Choice Fncg. Auth., Clean Energy Project Rev. Green Bonds, Series 2024-A, 5.00% 5/1/2054 (put 4/1/2032)	30,500	32,927
Community Choice Fncg. Auth., Clean Energy Project Rev. Green Bonds, Series 2023-D, 5.50% 5/1/2054 (put 8/1/2028)	9,500	10,166
Community Choice Fncg. Auth., Clean Energy Project Rev. Green Bonds, Series 2023-F, 5.50% 10/1/2054 (put 11/1/2030)	8,435	9,293
Community Choice Fncg. Auth., Clean Energy Project Rev. Green Bonds, Series 2023-G, 5.25% 11/1/2054 (put 4/1/2030)	12,395	13,305
Community Housing Agcy., Essential Housing Rev. Bonds (Fountains at Emerald Park), Series 2021-A-1, 3.00% 8/1/2056 ³	1,005	695
Community Housing Agcy., Essential Housing Rev. Bonds (Glendale Properties), Series 2021-A-2, 4.00% 8/1/2047 ³	5,600	4,538
Community Housing Agcy., Essential Housing Rev. Bonds (Glendale Properties), Series 2021-A-1, 4.00% 2/1/2056 ³	9,700	8,065
Compton Community College Dist., G.O. Rev. Ref. Bonds, Series 2018-A, BAM insured, 5.00% 8/1/2037 (preref. 8/1/2026)	1,875	1,992
Compton Community College Dist., G.O. Rev. Ref. Bonds, Series 2018-A, BAM insured, 5.00% 8/1/2038 (preref. 8/1/2026)	2,075	2,205
Compton Unified School Dist., G.O. Bonds, 2015 Election, Series 2019-B, BAM insured, 3.00% 6/1/2049	4,900	3,924
Compton Unified School Dist., G.O. Bonds, Capital Appreciation Bonds, 2015 Election, Series 2019-B, BAM insured, 0% 6/1/2035	1,000	654
Compton Unified School Dist., G.O. Bonds, Capital Appreciation Bonds, 2015 Election, Series 2019-B, BAM insured, 0% 6/1/2038	1,250	695
Independent Cities Fin. Auth., Sales Tax Rev. Bonds (City of Compton), Series 2021, Assured Guaranty Municipal insured, 4.00% 6/1/2036 ³	360	377
Independent Cities Fin. Auth., Sales Tax Rev. Bonds (City of Compton), Series 2021, Assured Guaranty Municipal insured, 4.00% 6/1/2041 ³	390	398
Independent Cities Fin. Auth., Sales Tax Rev. Bonds (City of Compton), Series 2021, Assured Guaranty Municipal insured, 4.00% 6/1/2046 ³	2,690	2,711
Independent Cities Fin. Auth., Sales Tax Rev. Bonds (City of Compton), Series 2021, Assured Guaranty Municipal insured, 4.00% 6/1/2051 ³	1,075	1,073
City of Corona, Community Facs. Dist. No. 2018-1 (Bedford), Special Tax Bonds, Series 2018-A, 5.00% 9/1/2034	800	832
City of Corona, Community Facs. Dist. No. 2018-1 (Bedford), Special Tax Bonds, Series 2018-A, 4.00% 9/1/2040	350	338
City of Corona, Community Facs. Dist. No. 2018-1 (Bedford), Special Tax Bonds, Series 2018-A, 4.00% 9/1/2045	700	653
City of Corona, Community Facs. Dist. No. 2018-1 (Bedford), Special Tax Bonds, Series 2018-A, 4.00% 9/1/2050	1,450	1,308
Corona-Norco Unified School Dist., G.O. Bonds, 2014 Election, Series 2019-C, 4.00% 8/1/2049	2,500	2,505
Cotati-Rohnert Park Unified School Dist., G.O. Bonds, 2014 Election, Series 2018-E, BAM insured, 4.00% 8/1/2043	2,000	2,007
CSCDA Community Improvement Auth., Essential Housing Social Rev. Bonds (1818 Platinum Triangle - Anaheim), Series 2021-A-2, 3.25% 4/1/2057 ³	4,610	3,221
CSCDA Community Improvement Auth., Essential Housing Social Rev. Bonds (1818 Platinum Triangle - Anaheim), Series 2021-B, 4.00% 4/1/2057 ³	2,000	1,414
CSCDA Community Improvement Auth., Essential Housing Social Rev. Bonds (City of Orange Portfolio), Series 2021-A-1, 2.80% 3/1/2047 ³	1,000	728
CSCDA Community Improvement Auth., Essential Housing Social Rev. Bonds (City of Orange Portfolio), Series 2021-B, 4.00% 3/1/2057 ³	2,070	1,494
CSCDA Community Improvement Auth., Essential Housing Social Rev. Bonds (Escondido Portfolio), Series 2021-A-2, 4.00% 6/1/2058 ³	875	653
CSCDA Community Improvement Auth., Essential Housing Social Rev. Bonds (Millennium South Bay - Hawthorne), Series 2021-A-1, 3.375% 7/1/2043 ³	1,000	809
CSCDA Community Improvement Auth., Essential Housing Social Rev. Bonds (Parallel-Anaheim), Series 2021-A, 4.00% 8/1/2056 ³	2,000	1,519
CSCDA Community Improvement Auth., Essential Housing Social Rev. Bonds (Park Crossing Apartments), Series 2021-A, 3.25% 12/1/2058 ³	2,315	1,556
CSCDA Community Improvement Auth., Essential Housing Social Rev. Bonds (Pasadena Portfolio), Series 2021-A-2, 3.00% 12/1/2056 ³	2,500	1,722
CSCDA Community Improvement Auth., Essential Housing Social Rev. Bonds (Pasadena Portfolio), Series 2021-B, 4.00% 12/1/2056 ³	1,900	1,381
CSCDA Community Improvement Auth., Essential Housing Social Rev. Bonds (Theo - Pasadena), Series 2021-A-2, 3.25% 5/1/2057 ³	2,830	1,961

The Tax-Exempt Fund of California (continued)

Bonds, notes & other debt instruments (continued)	Principal amount (000)	Value (000)
California (continued)		
CSCDA Community Improvement Auth., Essential Housing Social Rev. Bonds (Union South Bay), Series 2021-A-1, 3.10% 7/1/2045 ³	USD500	\$ 379
CSCDA Community Improvement Auth., Essential Housing Social Rev. Bonds (Union South Bay), Series 2021-A-2, 4.00% 7/1/2056 ³	11,735	8,609
CSCDA Community Improvement Auth., Essential Housing Social Rev. Bonds (Westgate Phase 1 - Pasadena), Series 2021-A-2, 3.125% 6/1/2057 ³	5,665	3,708
Davis Joint Unified School Dist., G.O Bonds, 2018 Election, Series 2020, BAM insured, 3.00% 8/1/2034	1,925	1,861
Del Mar Union School Dist., Community Facs. Dist. No. 99-1, Special Tax Bonds, Series 2019, 4.00% 9/1/2030	225	228
Del Mar Union School Dist., Community Facs. Dist. No. 99-1, Special Tax Bonds, Series 2019, 4.00% 9/1/2031	265	268
Del Mar Union School Dist., Community Facs. Dist. No. 99-1, Special Tax Bonds, Series 2019, 4.00% 9/1/2032	275	278
Del Mar Union School Dist., Community Facs. Dist. No. 99-1, Special Tax Bonds, Series 2019, 4.00% 9/1/2033	265	268
City of Dixon, Community Facs. Dist. No. 2019-1 (Homestead), Special Tax Bonds, Series 2021, 4.00% 9/1/2051	2,715	2,369
City of Dublin, Community Facs. Dist. No. 2015-1 (Dublin Crossing), Improvement Area No. 3, Special Tax Bonds, Series 2021, 4.00% 9/1/2027	335	339
City of Dublin, Community Facs. Dist. No. 2015-1 (Dublin Crossing), Improvement Area No. 3, Special Tax Bonds, Series 2021, 4.00% 9/1/2029	200	204
City of Dublin, Community Facs. Dist. No. 2015-1 (Dublin Crossing), Improvement Area No. 3, Special Tax Bonds, Series 2021, 4.00% 9/1/2031	130	132
City of Dublin, Community Facs. Dist. No. 2015-1 (Dublin Crossing), Improvement Area No. 3, Special Tax Bonds, Series 2021, 4.00% 9/1/2045	920	848
City of Dublin, Community Facs. Dist. No. 2015-1 (Dublin Crossing), Improvement Area No. 3, Special Tax Bonds, Series 2021, 4.00% 9/1/2051	2,240	1,982
City of Dublin, Community Facs. Dist. No. 2015-1 (Dublin Crossing), Improvement Area No. 5, Special Tax Bonds, Series 2023, 5.125% 9/1/2043	1,265	1,309
City of Dublin, Community Facs. Dist. No. 2015-1 (Dublin Crossing), Improvement Area No. 5, Special Tax Bonds, Series 2023, 5.375% 9/1/2051	1,250	1,295
Eastern Municipal Water Dist., Community Facs. Dist. No. 2013-64 (Atherton and Terracina), Special Tax Bonds, Series 2019, 5.00% 9/1/2045	850	876
Eastern Municipal Water Dist., Community Facs. Dist. No. 2013-64 (Atherton and Terracina), Special Tax Bonds, Series 2020, 4.00% 9/1/2050	1,550	1,375
Eastern Municipal Water Dist., Community Facs. Dist. No. 2015-71 (Promontory), Special Tax Bonds, Series 2021, 4.00% 9/1/2027	85	86
Eastern Municipal Water Dist., Community Facs. Dist. No. 2015-71 (Promontory), Special Tax Bonds, Series 2021, 4.00% 9/1/2028	85	86
Eastern Municipal Water Dist., Community Facs. Dist. No. 2015-71 (Promontory), Special Tax Bonds, Series 2021, 4.00% 9/1/2029	90	92
Eastern Municipal Water Dist., Community Facs. Dist. No. 2015-71 (Promontory), Special Tax Bonds, Series 2021, 2.125% 9/1/2037	110	82
Eastern Municipal Water Dist., Community Facs. Dist. No. 2015-71 (Promontory), Special Tax Bonds, Series 2021, 2.125% 9/1/2038	120	86
Eastern Municipal Water Dist., Community Facs. Dist. No. 2015-71 (Promontory), Special Tax Bonds, Series 2021, 2.25% 9/1/2039	125	89
Eastern Municipal Water Dist., Community Facs. Dist. No. 2015-71 (Promontory), Special Tax Bonds, Series 2021, 2.25% 9/1/2040	100	69
Eastern Municipal Water Dist., Community Facs. Dist. No. 2015-71 (Promontory), Special Tax Bonds, Series 2021, 4.00% 9/1/2051	525	462
Eastern Municipal Water Dist., Community Facs. Dist. No. 2016-74 (Menifee Town Center), Improvement Area A, Special Tax Bonds, Series 2021, 4.00% 9/1/2040	1,075	1,024
Eastern Municipal Water Dist., Community Facs. Dist. No. 2016-74 (Menifee Town Center), Improvement Area A, Special Tax Bonds, Series 2021, 4.00% 9/1/2046	770	701
Eastern Municipal Water Dist., Community Facs. Dist. No. 2016-74 (Menifee Town Center), Improvement Area A, Special Tax Bonds, Series 2021, 4.00% 9/1/2051	1,030	907
Eastern Municipal Water Dist., Fin. Auth., Water and Wastewater Rev. Ref. Bonds, Series 2020-A, 4.00% 7/1/2038	1,000	1,050
Educational Facs. Auth., Rev. Bonds (Art Center College of Design), Series 2018-A, 5.00% 12/1/2033	1,515	1,621
Educational Facs. Auth., Rev. Bonds (Art Center College of Design), Series 2018-A, 5.00% 12/1/2034	760	811
Educational Facs. Auth., Rev. Bonds (Art Center College of Design), Series 2018-A, 5.00% 12/1/2035	1,300	1,382
Educational Facs. Auth., Rev. Bonds (Art Center College of Design), Series 2018-A, 5.00% 12/1/2036	1,000	1,058
Educational Facs. Auth., Rev. Bonds (Art Center College of Design), Series 2018-A, 5.00% 12/1/2038	1,140	1,191
Educational Facs. Auth., Rev. Bonds (Chapman University), Series 2021-A, 5.00% 4/1/2029	425	474
Educational Facs. Auth., Rev. Bonds (Chapman University), Series 2017-B, 4.00% 4/1/2047	7,425	7,328
Educational Facs. Auth., Rev. Bonds (Saint Mary's College of California), Series 2023-A, 5.25% 10/1/2044	520	548
Educational Facs. Auth., Rev. Bonds (Saint Mary's College of California), Series 2023-A, 5.50% 10/1/2053	3,465	3,643
Educational Facs. Auth., Rev. Bonds (University of Redlands), Series 2022-A, 5.00% 10/1/2044	1,500	1,572

The Tax-Exempt Fund of California (continued)

Bonds, notes & other debt instruments (continued)	Principal amount (000)	Value (000)
California (continued)		
Educational Facs. Auth., Rev. Bonds (University of Redlands), Series 2022-A, 5.00% 10/1/2052	USD4,210	\$4,340
Educational Facs. Auth., Rev. Ref. Bonds (Chapman University), Series 2015, 5.00% 4/1/2032	2,500	2,549
Educational Facs. Auth., Rev. Ref. Bonds (Loyola Marymount University), Capital Appreciation Bonds, Series 2001-A, National insured, 0% 10/1/2033	2,000	1,431
Educational Facs. Auth., Rev. Ref. Bonds (University of the Pacific), Series 2015, 5.00% 11/1/2030	1,000	1,032
Educational Facs. Auth., Rev. Ref. Bonds (University of the Pacific), Series 2015, 5.00% 11/1/2032	1,975	2,032
El Camino Hospital Dist., G.O. Bonds, Capital Appreciation Bonds, Series 2006, National insured, 0% 8/1/2031	2,000	1,570
El Rancho Unified School Dist., G.O. Bonds, 2016 Election, Series 2023-D, BAM insured, 5.75% 8/1/2048	850	1,016
City of Elk Grove, Fin. Auth., Special Tax Rev. Bonds, Series 2016, 4.00% 9/1/2032	2,500	2,509
City of Elk Grove, Fin. Auth., Special Tax Rev. Bonds, Series 2015, BAM insured, 5.00% 9/1/2032	1,000	1,034
City of Elk Grove, Fin. Auth., Special Tax Rev. Bonds, Series 2015, BAM insured, 5.00% 9/1/2033	1,000	1,033
City of Elk Grove, Fin. Auth., Special Tax Rev. Bonds, Series 2018, 5.00% 9/1/2033	945	982
City of Elk Grove, Fin. Auth., Special Tax Rev. Bonds, Series 2015, BAM insured, 5.00% 9/1/2034	1,000	1,031
City of Elk Grove, Fin. Auth., Special Tax Rev. Bonds, Series 2015, BAM insured, 5.00% 9/1/2035	1,000	1,029
City of Elk Grove, Fin. Auth., Special Tax Rev. Bonds, Series 2018, 5.00% 9/1/2035	1,150	1,192
City of Elk Grove, Fin. Auth., Special Tax Rev. Bonds, Series 2021, 4.00% 9/1/2036	440	443
City of Elk Grove, Fin. Auth., Special Tax Rev. Bonds, Series 2021, 4.00% 9/1/2041	1,000	955
City of Elk Grove, Fin. Auth., Special Tax Rev. Bonds, Series 2021, 4.00% 9/1/2046	1,280	1,163
City of Elk Grove, Fin. Auth., Special Tax Rev. Bonds, Series 2020, 4.00% 9/1/2050	1,000	884
City of Elk Grove, Fin. Auth., Special Tax Rev. Bonds, Series 2021, 4.00% 9/1/2051	1,785	1,569
City of Emeryville, Successor Agcy. to the Redevel. Agcy., Tax Allocation Rev. Ref. Bonds, Series 2014-A, Assured Guaranty Municipal insured, 5.00% 9/1/2026	2,000	2,023
Enterprise Dev. Auth., Charter School Rev. Bonds (Academy for Academic Excellence Project), Series 2020-A, 5.00% 7/1/2040 ³	500	498
Enterprise Dev. Auth., Charter School Rev. Bonds (Academy for Academic Excellence Project), Series 2020-A, 5.00% 7/1/2050 ³	700	666
Enterprise Dev. Auth., Charter School Rev. Bonds (Academy for Academic Excellence Project), Series 2020-A, 5.00% 7/1/2055 ³	920	863
Enterprise Dev. Auth., Charter School Rev. Ref. Bonds (Rocketship Public Schools - Obligated Group No. 2), Series 2022-A, 4.00% 6/1/2027 ³	1,490	1,447
Enterprise Dev. Auth., Charter School Rev. Ref. Bonds (Rocketship Public Schools - Obligated Group No. 2), Series 2022-A, 4.00% 6/1/2042 ³	5,165	4,293
City of Escondido, Community Facs. Dist. No. 2020-2 (The Villages), Special Tax Bonds, Series 2022, 5.00% 9/1/2042	1,000	1,046
Etiwanda School Dist., G.O. Bonds, 2016 Election, Series 2020-A, 4.00% 8/1/2045	1,450	1,466
Etiwanda School Dist., G.O. Bonds, Capital Appreciation Bonds, 2016 Election, Series 2020-A, 0% 8/1/2032	1,315	987
Etiwanda School Dist., G.O. Bonds, Capital Appreciation Bonds, 2016 Election, Series 2020-A, 0% 8/1/2036	2,430	1,528
Etiwanda School Dist., G.O. Bonds, Capital Appreciation Bonds, 2016 Election, Series 2020-A, 0% 8/1/2037	1,575	939
Fairfield-Suisun Unified School Dist., G.O. Bonds, 2016 Election, Series 2018, 4.00% 8/1/2041	5,760	5,786
City of Folsom, Folsom Ranch Fncg. Auth., Community Facs. Dist. No. 21 (White Rock Springs Ranch), Special Tax Rev. Bonds, Series 2021, 4.00% 9/1/2046	465	420
City of Folsom, Folsom Ranch Fncg. Auth., Community Facs. Dist. No. 21 (White Rock Springs Ranch), Special Tax Rev. Bonds, Series 2021, 4.00% 9/1/2050	500	439
City of Folsom, Folsom Ranch Fncg. Auth., Community Facs. Dist. No. 23 (Folsom Ranch), Special Tax Rev. Bonds, Series 2022, 4.25% 9/1/2037	670	686
City of Folsom, Folsom Ranch Fncg. Auth., Community Facs. Dist. No. 23 (Folsom Ranch), Special Tax Rev. Bonds, Series 2022, 4.50% 9/1/2042	1,305	1,320
City of Folsom, Folsom Ranch Fncg. Auth., Community Facs. Dist. No. 23 (Folsom Ranch), Special Tax Rev. Bonds, Series 2022, 5.00% 9/1/2052	2,500	2,566
Folsom Cordova Unified School Dist., School Facs. Improvement Dist. No. 1, G.O. Bonds, Capital Appreciation Bonds, 2002 Election, Series 2004-B, National insured, 0% 10/1/2026	1,000	923
Folsom Cordova Unified School Dist., School Facs. Improvement Dist. No. 3, G.O. Bonds, 2007 Election, Series 2019-D, Assured Guaranty Municipal insured, 4.00% 10/1/2040	8,715	8,777
Folsom Cordova Unified School Dist., School Facs. Improvement Dist. No. 4, G.O. Bonds, Capital Appreciation Bonds, 2006 Election, Series 2006-A, National insured, 0% 10/1/2031	1,865	1,468
City of Fontana, Community Facs. Dist. No. 22 (Sierra Hills South), Special Tax Bonds, Series 2014, 5.00% 9/1/2030	2,080	2,099
City of Fontana, Community Facs. Dist. No. 31 (Citrus Heights North), Special Tax Rev. Ref. Bonds, Series 2018, 5.00% 9/1/2034	1,255	1,318
City of Fontana, Community Facs. Dist. No. 86 (Etiwanda Ridge), Special Tax Bonds, Series 2020, 4.00% 9/1/2029	130	133
City of Fontana, Community Facs. Dist. No. 86 (Etiwanda Ridge), Special Tax Bonds, Series 2020, 4.00% 9/1/2035	100	102
City of Fontana, Community Facs. Dist. No. 86 (Etiwanda Ridge), Special Tax Bonds, Series 2020, 4.00% 9/1/2045	700	650
City of Fontana, Community Facs. Dist. No. 87 (El Paseo), Special Tax Bonds, Series 2021, 4.00% 9/1/2041	500	492

The Tax-Exempt Fund of California (continued)

Bonds, notes & other debt instruments (continued)	Principal amount (000)	Value (000)
California (continued)		
City of Fontana, Community Facs. Dist. No. 90 (Summit at Rosena Phase 1), Special Tax Bonds, Series 2021, 4.00% 9/1/2041	USD1,050	\$ 1,036
City of Fontana, Community Facs. Dist. No. 90 (Summit at Rosena Phase 1), Special Tax Bonds, Series 2021, 4.00% 9/1/2046	450	428
City of Fontana, Community Facs. Dist. No. 90 (Summit at Rosena Phase 1), Special Tax Bonds, Series 2021, 4.00% 9/1/2051	525	484
City of Fontana, Community Facs. Dist. No. 95 (Summit at Rosena Phase 2), Special Tax Bonds, Series 2022, 5.00% 9/1/2026	175	181
City of Fontana, Community Facs. Dist. No. 95 (Summit at Rosena Phase 2), Special Tax Bonds, Series 2022, 5.00% 9/1/2027	185	194
City of Fontana, Community Facs. Dist. No. 95 (Summit at Rosena Phase 2), Special Tax Bonds, Series 2022, 5.00% 9/1/2028	195	207
City of Fontana, Community Facs. Dist. No. 95 (Summit at Rosena Phase 2), Special Tax Bonds, Series 2022, 5.00% 9/1/2029	200	215
City of Fontana, Community Facs. Dist. No. 95 (Summit at Rosena Phase 2), Special Tax Bonds, Series 2022, 4.25% 9/1/2037	1,000	1,018
City of Fontana, Community Facs. Dist. No. 95 (Summit at Rosena Phase 2), Special Tax Bonds, Series 2022, 4.50% 9/1/2042	1,000	1,006
Foothill/Eastern Transportation Corridor Agcy., Toll Road Rev. Bonds, Capital Appreciation Bonds, Series 1995-A, 0% 1/1/2025 (escrowed to maturity)	3,765	3,661
Foothill/Eastern Transportation Corridor Agcy., Toll Road Rev. Ref. Bonds, Series 2013-B-2, 3.50% 1/15/2053	3,120	2,632
Foothill/Eastern Transportation Corridor Agcy., Toll Road Rev. Ref. Bonds, Series 2013-B-1, 3.95% 1/15/2053	3,500	3,229
Foothill/Eastern Transportation Corridor Agcy., Toll Road Rev. Ref. Bonds, Capital Appreciation Bonds, Series 2015-A, Assured Guaranty Municipal insured, 0% 1/15/2035	2,000	1,359
City of Fremont, Community Facs. Dist. No. 1 (Pacific Commons), Special Tax Rev. Ref. Bonds, Series 2015, 5.00% 9/1/2030	2,220	2,272
City of Fremont, Community Facs. Dist. No. 2 (Warm Springs Public Facs.), Special Tax Bonds, Series 2019, 5.00% 9/1/2044	1,000	1,032
City of Fremont, Community Facs. Dist. No. 2 (Warm Springs Public Facs.), Special Tax Bonds, Series 2019, 5.00% 9/1/2049	1,550	1,588
Fresno Unified School Dist., G.O. Bonds, 2020 Election, Series 2021-A, 3.00% 8/1/2055	2,000	1,544
Fresno Unified School Dist., G.O. Bonds, 2020 Election, Series 2022-B, 4.00% 8/1/2055	6,535	6,481
Fresno Unified School Dist., G.O. Rev. Ref. Bonds, Series 2016-A, 4.00% 8/1/2034	3,000	3,080
G.O. Bonds, Series 2020, 5.00% 3/1/2030	1,000	1,147
G.O. Bonds, Series 2021, 5.00% 12/1/2031	460	484
G.O. Bonds, Series 2021, 5.00% 12/1/2032	70	73
G.O. Bonds, Series 2021, 5.00% 12/1/2034	70	73
G.O. Bonds, Series 2023, 5.00% 10/1/2035	2,255	2,706
G.O. Bonds, Series 2021, 3.00% 12/1/2046	4,085	3,447
G.O. Bonds, Series 2021, 5.00% 12/1/2046	990	1,097
G.O. Bonds, Series 2020, 3.00% 11/1/2050	3,850	3,108
G.O. Bonds, Series 2023, 5.25% 9/1/2053	4,280	4,909
G.O. Rev. Ref. Bonds, Series 2020, 4.00% 3/1/2036	1,790	1,912
G.O. Rev. Ref. Bonds, Series 2023, 5.00% 10/1/2036	2,005	2,395
G.O. Rev. Ref. Bonds, Series 2020, 3.00% 11/1/2040	1,000	911
G.O. Rev. Ref. Bonds, Series 2021, 5.00% 9/1/2041	3,800	4,322
G.O. Rev. Ref. Bonds, Series 2023, 4.00% 9/1/2043	14,545	15,116
G.O. Rev. Ref. Bonds (Various Purpose), Series 2022, 4.00% 4/1/2042	5,000	5,187
City of Garden Grove, Successor Agcy. to the Community Dev. Agcy., Tax Allocation Bonds, Series 2016, BAM insured, 5.00% 10/1/2029	1,500	1,577
Gilroy Public Facs. Fncg. Auth., Wastewater Rev. Bonds, Series 2021-A, 3.00% 8/1/2051	2,000	1,569
Glendale Community College Dist., G.O. Rev. Ref. Bonds, Capital Appreciation Bonds, 2016 Election, Series 2020-B, 0% 8/1/2036	3,000	1,878
Golden State Tobacco Securitization Corp., Enhanced Tobacco Settlement Asset-Backed Bonds, Series 2015-A, 5.00% 6/1/2033 (preref. 6/1/2025)	1,950	2,007
Golden State Tobacco Securitization Corp., Enhanced Tobacco Settlement Asset-Backed Bonds, Capital Appreciation Bonds, Series 2005-A, Assured Guaranty Municipal insured, 0% 6/1/2025 (escrowed to maturity)	9,000	8,650
Golden State Tobacco Securitization Corp., Enhanced Tobacco Settlement Asset-Backed Bonds, Capital Appreciation Bonds, Series 2005-A, AMBAC insured, 0% 6/1/2027 (escrowed to maturity)	2,730	2,490
Golden State Tobacco Securitization Corp., Enhanced Tobacco Settlement Asset-Backed Bonds, Capital Appreciation Bonds, Series 2021-B-2, 0% 6/1/2066	9,005	1,046

The Tax-Exempt Fund of California (continued)

Bonds, notes & other debt instruments (continued)	Principal amount (000)	Value (000)
California (continued)		
Golden Valley Unified School Dist., Community Facs. Dist. No. 2017-1, Improvement Area No. 1, Special Tax Bonds, Series 2019, 5.00% 9/1/2031	USD150	\$ 159
Golden Valley Unified School Dist., Community Facs. Dist. No. 2017-1, Improvement Area No. 1, Special Tax Bonds, Series 2019, 5.00% 9/1/2032	160	170
Golden Valley Unified School Dist., Community Facs. Dist. No. 2017-1, Improvement Area No. 1, Special Tax Bonds, Series 2019, 5.00% 9/1/2044	1,125	1,166
Golden Valley Unified School Dist., Community Facs. Dist. No. 2017-1, Improvement Area No. 1, Special Tax Bonds, Series 2019, 5.00% 9/1/2049	1,430	1,470
Golden Valley Unified School Dist., Fin. Auth., Local Agcy. Rev. Bonds, Series 2021-A, 3.00% 9/1/2024	125	124
Golden Valley Unified School Dist., Fin. Auth., Local Agcy. Rev. Bonds, Series 2021-A, 3.00% 9/1/2025	130	127
Golden Valley Unified School Dist., Fin. Auth., Local Agcy. Rev. Bonds, Series 2021-A, 4.00% 9/1/2026	135	135
Golden Valley Unified School Dist., Fin. Auth., Local Agcy. Rev. Bonds, Series 2021-A, 4.00% 9/1/2027	140	140
Golden Valley Unified School Dist., Fin. Auth., Local Agcy. Rev. Bonds, Series 2021-A, 4.00% 9/1/2028	145	146
Golden Valley Unified School Dist., Fin. Auth., Local Agcy. Rev. Bonds, Series 2021-A, 4.00% 9/1/2029	150	152
Golden Valley Unified School Dist., Fin. Auth., Local Agcy. Rev. Bonds, Series 2021-A, 4.00% 9/1/2030	155	155
Golden Valley Unified School Dist., Fin. Auth., Local Agcy. Rev. Bonds, Series 2021-A, 4.00% 9/1/2032	170	170
Golden Valley Unified School Dist., Fin. Auth., Local Agcy. Rev. Bonds, Series 2021-A, 4.00% 9/1/2046	470	420
Golden Valley Unified School Dist., Fin. Auth., Local Agcy. Rev. Bonds, Series 2021-A, 4.00% 9/1/2051	650	560
Golden Valley Unified School Dist., Fin. Auth., Local Agcy. Rev. Bonds, Series 2021-A, 4.00% 9/1/2056	1,000	846
Grossmont Union High School Dist., G.O. Bonds, Capital Appreciation Bonds, 2004 Election, Series 2008, 0% 8/1/2032	7,000	5,296
Hartnell Community College Dist., G.O. Bonds, 2016 Election, Series 2017-A, 4.00% 8/1/2047	4,555	4,565
Hastings Campus Housing Fin. Auth., Campus Housing Rev. Green Bonds, Series 2020-A, 5.00% 7/1/2061 ³	1,500	1,287
Hayward Unified School Dist., G.O. Bonds, 2019 Election, Series 2019-A, BAM insured, 5.00% 8/1/2044	8,000	8,544
Hayward Unified School Dist., G.O. Bonds, 2019 Election, Series 2019-A, BAM insured, 4.00% 8/1/2048	2,000	2,001
Hayward Unified School Dist., G.O. Rev. Ref. Bonds, 2019 Election, Series 2019-A, BAM insured, 5.00% 8/1/2040	1,000	1,079
Health Facs. Fncg. Auth., Rev. Bonds (Cedars-Sinai Medical Center), Series 2021-A, 3.00% 8/15/2051	5,650	4,482
Health Facs. Fncg. Auth., Rev. Bonds (Children's Hospital of Orange County), Series 2021-A, 4.00% 11/1/2035	1,365	1,454
Health Facs. Fncg. Auth., Rev. Bonds (Children's Hospital of Orange County), Series 2021-B, 4.00% 11/1/2035	1,500	1,598
Health Facs. Fncg. Auth., Rev. Bonds (Children's Hospital of Orange County), Series 2021-A, 4.00% 11/1/2036	1,150	1,219
Health Facs. Fncg. Auth., Rev. Bonds (CommonSpirit Health), Series 2020-A, 4.00% 4/1/2037	2,000	2,037
Health Facs. Fncg. Auth., Rev. Bonds (CommonSpirit Health), Series 2020-A, 4.00% 4/1/2040	1,555	1,564
Health Facs. Fncg. Auth., Rev. Bonds (CommonSpirit Health), Series 2020-A, 4.00% 4/1/2049	2,000	1,941
Health Facs. Fncg. Auth., Rev. Bonds (El Camino Hospital), Series 2017, 5.00% 2/1/2025	755	769
Health Facs. Fncg. Auth., Rev. Bonds (El Camino Hospital), Series 2017, 5.00% 2/1/2042	2,500	2,588
Health Facs. Fncg. Auth., Rev. Bonds (Episcopal Communities & Services), Series 2024-A, 3.85% 11/15/2027	785	787
Health Facs. Fncg. Auth., Rev. Bonds (Episcopal Communities & Services), Series 2024-B, 5.00% 11/15/2028	125	134
Health Facs. Fncg. Auth., Rev. Bonds (Episcopal Communities & Services), Series 2024-B, 5.00% 11/15/2030	115	127
Health Facs. Fncg. Auth., Rev. Bonds (Episcopal Communities & Services), Series 2024-B, 5.00% 11/15/2032	270	305
Health Facs. Fncg. Auth., Rev. Bonds (Episcopal Communities & Services), Series 2024-B, 5.00% 11/15/2043	490	526
Health Facs. Fncg. Auth., Rev. Bonds (Episcopal Communities & Services), Series 2024-B, 5.25% 11/15/2048	550	592
Health Facs. Fncg. Auth., Rev. Bonds (Episcopal Communities & Services), Series 2024-B, 5.25% 11/15/2053	710	757
Health Facs. Fncg. Auth., Rev. Bonds (Episcopal Communities & Services), Series 2024-B, 5.25% 11/15/2058	1,100	1,166
Health Facs. Fncg. Auth., Rev. Bonds (Marshall Medical Center), Series 2020-A, 4.00% 11/1/2040	4,500	4,583
Health Facs. Fncg. Auth., Rev. Bonds (Marshall Medical Center), Series 2020-A, 5.00% 11/1/2050	1,000	1,061
Health Facs. Fncg. Auth., Rev. Bonds (PIH Health), Series 2020-A, BAM insured, 3.00% 6/1/2047	3,325	2,766
Health Facs. Fncg. Auth., Rev. Bonds (Presbyterian Homes and Services, Inc.), Series 2015, 5.00% 7/1/2031	400	413
Health Facs. Fncg. Auth., Rev. Bonds (Presbyterian Homes and Services, Inc.), Series 2015, 5.00% 7/1/2039	400	409
Health Facs. Fncg. Auth., Rev. Bonds (Providence St. Joseph Health), Series 2016-A, 4.00% 10/1/2034	500	509
Health Facs. Fncg. Auth., Rev. Bonds (Providence St. Joseph Health), Series 2016-B-3, 2.00% 10/1/2036 (put 10/1/2025)	1,000	970
Health Facs. Fncg. Auth., Rev. Bonds (Scripps Health), Series 2024-A, 5.00% 11/15/2037	1,500	1,776
Health Facs. Fncg. Auth., Rev. Bonds (Scripps Health), Series 2024-A, 5.00% 11/15/2043	1,000	1,142
Health Facs. Fncg. Auth., Rev. Bonds (Scripps Health), Series 2024-A, 5.00% 11/15/2044	9,450	10,719
Health Facs. Fncg. Auth., Rev. Bonds (Sutter Health), Series 2018-A, 5.00% 11/15/2035	1,500	1,609
Health Facs. Fncg. Auth., Rev. Bonds (Sutter Health), Series 2018-A, 5.00% 11/15/2036	1,000	1,068
Health Facs. Fncg. Auth., Rev. Ref. Bonds (El Camino Hospital), Series 2015-A, 5.00% 2/1/2030	3,000	3,065
Health Facs. Fncg. Auth., Rev. Ref. Bonds (Sutter Health), Series 2016-B, 5.00% 11/15/2035	1,000	1,047
Health Facs. Fncg. Auth., Social Rev. Bonds (On Lok Senior Health Services), Series 2020, 5.00% 8/1/2040	1,740	1,862
Health Facs. Fncg. Auth., Social Rev. Bonds (On Lok Senior Health Services), Series 2020, 5.00% 8/1/2050	1,500	1,564
Health Facs. Fncg. Auth., Social Rev. Bonds (On Lok Senior Health Services), Series 2020, 5.00% 8/1/2055	1,500	1,556
Hemet Unified School Dist., Community Facs. Dist. 2005-6, Special Tax Rev. Ref. Bonds, Series 2021, 4.00% 9/1/2024	195	195

The Tax-Exempt Fund of California (continued)

Bonds, notes & other debt instruments (continued)	Principal amount (000)	Value (000)
California (continued)		
Hemet Unified School Dist., Community Facs. Dist. 2005-6, Special Tax Rev. Ref. Bonds, Series 2021, 4.00% 9/1/2027	USD240	\$ 242
Hemet Unified School Dist., Community Facs. Dist. 2005-6, Special Tax Rev. Ref. Bonds, Series 2021, 4.00% 9/1/2029	275	280
Hemet Unified School Dist., Community Facs. Dist. 2005-6, Special Tax Rev. Ref. Bonds, Series 2021, 4.00% 9/1/2031	310	315
Hemet Unified School Dist., Community Facs. Dist. 2005-6, Special Tax Rev. Ref. Bonds, Series 2021, 4.00% 9/1/2034	375	381
Hemet Unified School Dist., Community Facs. Dist. 2005-6, Special Tax Rev. Ref. Bonds, Series 2021, 4.00% 9/1/2036	225	226
Hemet Unified School Dist., Fncg. Auth., Special Tax Rev. Ref. Bonds, Series 2015, 5.00% 9/1/2024	225	227
Hemet Unified School Dist., Fncg. Auth., Special Tax Rev. Ref. Bonds, Series 2015, 5.00% 9/1/2028	1,220	1,243
Hemet Unified School Dist., Fncg. Auth., Special Tax Rev. Ref. Bonds, Series 2015, 5.00% 9/1/2032	540	549
Hemet Unified School Dist., Fncg. Auth., Special Tax Rev. Ref. Bonds, Series 2015, 5.00% 9/1/2033	580	590
Hemet Unified School Dist., Fncg. Auth., Special Tax Rev. Ref. Bonds, Series 2015, 5.00% 9/1/2034	350	356
Hemet Unified School Dist., Fncg. Auth., Special Tax Rev. Ref. Bonds, Series 2015, 5.00% 9/1/2039	1,850	1,871
Housing Fin. Agcy., Limited Obligation Multi Family Housing Rev. Bonds (Symphony at Del Sur), Series 2023-V, 5.00% 5/1/2054 (put 11/1/2026)	1,315	1,369
Housing Fin. Agcy., Municipal Certs., Series 2019-A-2, 4.00% 3/20/2033	19,664	19,780
Housing Fin. Agcy., Municipal Certs., Series 2019-1, Class X, interest only, 0.29% 1/15/2035 ^{2,4}	13,329	185
Housing Fin. Agcy., Municipal Certs., Series 2019-A-1, 4.25% 1/15/2035	1,398	1,401
Housing Fin. Agcy., Municipal Certs., Series 2021-1, Class X, interest only, 0.825% 3/25/2035 ^{2,4}	17,762	879
Housing Fin. Agcy., Municipal Certs., Series 2021-1, Class X, interest only, 0.798% 11/20/2035 ^{2,4}	9,176	457
Housing Fin. Agcy., Municipal Certs., Series 2021-A-1, 3.50% 11/20/2035	21,248	20,035
Housing Fin. Agcy., Municipal Certs., Series 2021-A-3, 3.25% 8/20/2036	6,911	6,414
Housing Fin. Agcy., Municipal Certs., Series 2023-1, Class A, 4.375% 9/20/2036	13,092	13,036
Imperial Community College Dist., G.O. Bonds, 2022 Election, Series 2023-A, Assured Guaranty Municipal insured, 5.00% 8/1/2048	1,000	1,106
Imperial Community College Dist., G.O. Bonds, 2022 Election, Series 2023-A, Assured Guaranty Municipal insured, 5.25% 8/1/2053	1,500	1,683
Imperial Irrigation Dist., Electric System Rev. Ref. Bonds, Series 2017, 4.00% 11/1/2036	4,540	4,701
Imperial Irrigation Dist., Electric System Rev. Ref. Bonds, Series 2017, 4.00% 11/1/2041	5,650	5,705
Imperial Irrigation Dist., Electric System Rev. Ref. Bonds, Series 2016-B-2, 5.00% 11/1/2041	1,425	1,492
Independent Cities Fin. Auth., Mobile Home Park Rev. Ref. Bonds (San Juan Mobile Estates), Series 2015, 5.00% 8/15/2030	2,000	2,065
City of Indian Wells, Successor Agcy. to the Redev. Agcy., Tax Allocation Rev. Ref. Bonds (Consolidated Whitewater Redev. Project Area), Series 2016-A, National insured, 4.00% 9/1/2030	1,250	1,286
City of Indian Wells, Successor Agcy. to the Redev. Agcy., Tax Allocation Rev. Ref. Bonds (Consolidated Whitewater Redev. Project Area), Series 2016-A, National insured, 4.00% 9/1/2031	1,250	1,282
Infrastructure and Econ. Dev. Bank, Charter School Rev. Bonds (Equitable School Revolving Fund), Series 2019-B, 5.00% 11/1/2039	300	317
Infrastructure and Econ. Dev. Bank, Charter School Rev. Bonds (Equitable School Revolving Fund), Series 2019-B, 5.00% 11/1/2044	350	364
Infrastructure and Econ. Dev. Bank, Charter School Rev. Bonds (Equitable School Revolving Fund), Series 2020-B, 4.00% 11/1/2045	850	814
Infrastructure and Econ. Dev. Bank, Charter School Rev. Bonds (Equitable School Revolving Fund), Series 2019-B, 5.00% 11/1/2049	1,625	1,674
Infrastructure and Econ. Dev. Bank, Charter School Rev. Bonds (Equitable School Revolving Fund), Series 2020-B, 4.00% 11/1/2050	860	794
Infrastructure and Econ. Dev. Bank, Charter School Rev. Bonds (Equitable School Revolving Fund), Series 2020-B, 4.00% 11/1/2055	915	827
Infrastructure and Econ. Dev. Bank, Rev. Bonds (Stanford Consortium Project), Series 2016-A, 5.00% 5/15/2030	1,080	1,146
Infrastructure and Econ. Dev. Bank, Rev. Bonds (Stanford Consortium Project), Series 2016-A, 5.00% 5/15/2032	1,140	1,210
Infrastructure and Econ. Dev. Bank, Rev. Bonds (Stanford Consortium Project), Series 2016-A, 5.00% 5/15/2033	1,105	1,173
Infrastructure and Econ. Dev. Bank, Rev. Bonds (The Colburn School), Series 2019, 1.75% 8/1/2055 (put 8/1/2026)	4,500	4,249
Infrastructure and Econ. Dev. Bank, Rev. Bonds (WFCS Portfolio Projects), Series 2021-A-1, 5.00% 1/1/2056 ³	1,380	1,087
Infrastructure and Econ. Dev. Bank, Rev. Ref. Bonds (Segerstrom Center for the Arts), Series 2016-B, 5.00% 7/1/2026	2,000	2,107
Infrastructure and Econ. Dev. Bank, Rev. Ref. Bonds (Segerstrom Center for the Arts), Series 2016-B, 5.00% 7/1/2030	10,145	11,534

The Tax-Exempt Fund of California (continued)

Bonds, notes & other debt instruments (continued)

	Principal amount (000)	Value (000)
California (continued)		
City of Inglewood, Successor Agcy. to the Redev. Agcy., Tax Allocation Bonds (Merged Redev. Project), Series 2017-A, BAM insured, 5.00% 5/1/2033	USD1,250	\$1,332
City of Inglewood, Successor Agcy. to the Redev. Agcy., Tax Allocation Bonds (Merged Redev. Project), Series 2017-A, BAM insured, 5.00% 5/1/2034	500	532
City of Inglewood, Successor Agcy. to the Redev. Agcy., Tax Allocation Bonds (Merged Redev. Project), Series 2017-A, BAM insured, 5.00% 5/1/2035	415	442
City of Inglewood, Successor Agcy. to the Redev. Agcy., Tax Allocation Bonds (Merged Redev. Project), Series 2017-A, BAM insured, 5.00% 5/1/2038	1,000	1,059
Inglewood Unified School Dist., G.O. Rev. Ref. Bonds, 2012 Election, Series 2018-B, BAM insured, 5.00% 8/1/2029	230	244
Inglewood Unified School Dist., G.O. Rev. Ref. Bonds, 2012 Election, Series 2018-B, BAM insured, 5.00% 8/1/2030	500	529
Inglewood Unified School Dist., G.O. Rev. Ref. Bonds, 2012 Election, Series 2018-B, BAM insured, 5.00% 8/1/2033	500	526
Inglewood Unified School Dist., G.O. Rev. Ref. Bonds, 2012 Election, Series 2018-B, BAM insured, 5.00% 8/1/2034	685	719
Inglewood Unified School Dist., G.O. Rev. Ref. Bonds, 2012 Election, Series 2018-B, BAM insured, 5.00% 8/1/2036	800	835
Inglewood Unified School Dist., G.O. Rev. Ref. Bonds, 2012 Election, Series 2018-B, BAM insured, 5.00% 8/1/2038	650	675
City of Irvine, Community Facs. Dist. No. 2013-3 (Great Park), Improvement Area No. 1, Special Tax Bonds, Series 2014, 5.00% 9/1/2049	1,000	1,005
City of Irvine, Community Facs. Dist. No. 2013-3 (Great Park), Improvement Area No. 4, Special Tax Bonds, Series 2016, 4.00% 9/1/2031	400	405
City of Irvine, Community Facs. Dist. No. 2013-3 (Great Park), Improvement Area No. 4, Special Tax Bonds, Series 2016, 4.00% 9/1/2033	1,615	1,633
City of Irvine, Community Facs. Dist. No. 2013-3 (Great Park), Improvement Area No. 4, Special Tax Bonds, Series 2016, 4.00% 9/1/2049	1,800	1,660
City of Irvine, Community Facs. Dist. No. 2013-3 (Great Park), Improvement Area No. 8, Special Tax Bonds, Series 2018, 5.00% 9/1/2035	550	579
City of Irvine, Community Facs. Dist. No. 2013-3 (Great Park), Improvement Area No. 8, Special Tax Bonds, Series 2018, 5.00% 9/1/2037	650	683
City of Irvine, Community Facs. Dist. No. 2013-3 (Great Park), Improvement Area No. 8, Special Tax Bonds, Series 2018, 5.00% 9/1/2038	1,000	1,048
City of Irvine, Community Facs. Dist. No. 2013-3 (Great Park), Improvement Area No. 8, Special Tax Bonds, Series 2018, Assured Guaranty Municipal insured, 5.00% 9/1/2051	1,250	1,307
City of Irvine, Facs. Fncg. Auth., Special Tax Rev. Bonds (Irvine Great Park Infrastructure Project), Series 2023-A, 5.00% 9/1/2032	880	1,060
City of Irvine, Facs. Fncg. Auth., Special Tax Rev. Bonds (Irvine Great Park Infrastructure Project), Series 2023-A, BAM insured, 5.25% 9/1/2053	5,000	5,677
City of Irvine, Reassessment Dist. No. 12-1, Limited Obligation Improvement Bonds, Series 2013, 5.00% 9/2/2024	825	834
City of Irvine, Reassessment Dist. No. 12-1, Limited Obligation Improvement Bonds, Series 2013, 5.00% 9/2/2025	710	718
City of Irvine, Reassessment Dist. No. 12-1, Limited Obligation Improvement Bonds, Series 2013, 5.00% 9/2/2028	1,050	1,064
City of Irvine, Reassessment Dist. No. 12-1, Limited Obligation Improvement Bonds, Series 2015, 5.00% 9/2/2030	1,700	1,747
City of Irvine, Reassessment Dist. No. 15-2, Limited Obligation Improvement Bonds, Series 2015, 5.00% 9/2/2032	800	822
City of Irvine, Reassessment Dist. No. 15-2, Limited Obligation Improvement Bonds, Series 2015, 5.00% 9/2/2042	1,000	1,015
City of Irvine, Reassessment Dist. No. 19-1, Limited Obligation Improvement Bonds, Series 2019, 5.00% 9/2/2026	330	346
City of Irvine, Reassessment Dist. No. 19-1, Limited Obligation Improvement Bonds, Series 2019, 5.00% 9/2/2027	375	402
City of Irvine, Reassessment Dist. No. 19-1, Limited Obligation Improvement Bonds, Series 2019, 5.00% 9/2/2028	525	572
City of Irvine, Reassessment Dist. No. 19-1, Limited Obligation Improvement Bonds, Series 2019, 5.00% 9/2/2029	500	554
City of Irvine, Reassessment Dist. No. 19-1, Limited Obligation Improvement Bonds, Series 2019, 5.00% 9/2/2032	680	747
City of Irvine, Reassessment Dist. No. 19-1, Limited Obligation Improvement Bonds, Series 2019, 5.00% 9/2/2034	1,155	1,262
City of Irvine, Reassessment Dist. No. 19-1, Limited Obligation Improvement Bonds, Series 2019, 4.00% 9/2/2036	1,840	1,878
City of Irvine, Reassessment Dist. No. 19-1, Limited Obligation Improvement Bonds, Series 2019, 4.00% 9/2/2037	1,285	1,300
City of Irvine, Reassessment Dist. No. 19-1, Limited Obligation Improvement Bonds, Series 2019, 5.00% 9/2/2044	1,000	1,050
City of Irvine, Reassessment Dist. No. 21-1, Limited Obligation Improvement Bonds, Series 2021, BAM insured, 4.00% 9/2/2046	1,350	1,360
Irvine Unified School Dist., Community Facs. Dist. No. 01-1, Special Tax Rev. Ref. Bonds, Series 2015, BAM insured, 5.00% 9/1/2031	2,000	2,054
Irvine Unified School Dist., Community Facs. Dist. No. 09-1, Special Tax Bonds, Series 2017-A, BAM insured, 5.00% 9/1/2030	370	394
Irvine Unified School Dist., Community Facs. Dist. No. 09-1, Special Tax Bonds, Series 2017-B, BAM insured, 5.00% 9/1/2034	250	266
Irvine Unified School Dist., Community Facs. Dist. No. 09-1, Special Tax Bonds, Series 2019-A, BAM insured, 5.00% 9/1/2034	430	473
Irvine Unified School Dist., Community Facs. Dist. No. 09-1, Special Tax Bonds, Series 2017-B, BAM insured, 5.00% 9/1/2035	245	260
Irvine Unified School Dist., Community Facs. Dist. No. 09-1, Special Tax Bonds, Series 2019-A, BAM insured, 5.00% 9/1/2035	250	274

The Tax-Exempt Fund of California (continued)

Bonds, notes & other debt instruments (continued)

	Principal amount (000)	Value (000)
California (continued)		
Irvine Unified School Dist., Community Facs. Dist. No. 09-1, Special Tax Bonds, Series 2017-B, BAM insured, 5.00% 9/1/2036	USD350	\$ 370
Irvine Unified School Dist., Community Facs. Dist. No. 09-1, Special Tax Bonds, Series 2019-A, BAM insured, 5.00% 9/1/2036	270	294
Irvine Unified School Dist., Community Facs. Dist. No. 09-1, Special Tax Bonds, Series 2019-A, BAM insured, 4.00% 9/1/2037	565	572
Irvine Unified School Dist., Community Facs. Dist. No. 09-1, Special Tax Bonds, Series 2017-B, BAM insured, 5.00% 9/1/2037	270	284
Irvine Unified School Dist., Community Facs. Dist. No. 09-1, Special Tax Bonds, Series 2019-A, BAM insured, 4.00% 9/1/2038	545	547
Irvine Unified School Dist., Community Facs. Dist. No. 09-1, Special Tax Bonds, Series 2019-A, BAM insured, 4.00% 9/1/2039	630	626
Irvine Unified School Dist., Community Facs. Dist. No. 09-1, Special Tax Bonds, Series 2018-A, BAM insured, 5.00% 9/1/2039	815	851
Irvine Unified School Dist., Community Facs. Dist. No. 09-1, Special Tax Bonds, Series 2018-A, BAM insured, 5.00% 9/1/2040	805	839
Irvine Unified School Dist., Community Facs. Dist. No. 09-1, Special Tax Bonds, Series 2017-B, BAM insured, 5.00% 9/1/2042	995	1,031
Irvine Unified School Dist., Community Facs. Dist. No. 09-1, Special Tax Bonds, Series 2017-C, BAM insured, 5.00% 9/1/2042	995	1,031
Irvine Unified School Dist., Community Facs. Dist. No. 09-1, Special Tax Bonds, Series 2019-A, BAM insured, 4.00% 9/1/2044	2,385	2,416
Irvine Unified School Dist., Community Facs. Dist. No. 09-1, Special Tax Bonds, Series 2018-A, BAM insured, 5.00% 9/1/2045	1,495	1,540
Irvine Unified School Dist., Community Facs. Dist. No. 09-1, Special Tax Bonds, Series 2017-C, BAM insured, 4.00% 9/1/2053	1,240	1,119
Irvine Unified School Dist., Community Facs. Dist. No. 09-1, Special Tax Bonds, Series 2017-D, BAM insured, 5.00% 3/1/2057	1,660	1,697
City of Jurupa, Community Facs. Dist. No. 52 (Eastvale Area), Special Tax Bonds, Series 2021-A, 4.00% 9/1/2050	500	439
City of Jurupa, Community Facs. Dist. No. 54 (Eastvale Area), Special Tax Bonds, Series 2021-A, 4.00% 9/1/2041	420	392
City of Jurupa, Community Facs. Dist. No. 54 (Eastvale Area), Special Tax Bonds, Series 2021-A, 4.00% 9/1/2046	450	405
City of Jurupa, Community Facs. Dist. No. 54 (Eastvale Area), Special Tax Bonds, Series 2021-A, 4.00% 9/1/2051	875	762
City of Jurupa, Community Facs. Dist. No. 55 (Eastvale Area), Special Tax Bonds, Series 2020-A, 4.00% 9/1/2045	500	456
City of Jurupa, Community Facs. Dist. No. 55 (Eastvale Area), Special Tax Bonds, Series 2020-A, 4.00% 9/1/2050	500	441
City of Jurupa, Public Fncg. Auth., Special Tax Rev. Bonds, Series 2014-A, 5.00% 9/1/2027	2,000	2,024
City of Jurupa, Public Fncg. Auth., Special Tax Rev. Bonds, Series 2014-A, 5.00% 9/1/2042	1,000	1,007
City of Jurupa, Public Fncg. Auth., Special Tax Rev. Ref. Bonds, Series 2020-A, BAM insured, 4.00% 9/1/2029	1,755	1,860
Jurupa Unified School Dist., Community Facs. Dist. No. 11, Special Tax Bonds, Series 2018-B, 5.00% 9/1/2043	1,165	1,204
Jurupa Unified School Dist., Community Facs. Dist. No. 11, Special Tax Bonds, Series 2018-B, 5.00% 9/1/2048	2,265	2,323
Jurupa Unified School Dist., Community Facs. Dist. No. 17, Special Tax Bonds, Series 2018-A, 5.00% 9/1/2048	1,815	1,859
County of Kern, RNR School Fncg. Auth., Community Facs. Dist. No. 92-1, Special Tax Bonds, Series 2017-A, BAM insured, 5.00% 9/1/2037	1,500	1,558
La Mesa-Spring Valley School Dist., G.O. Bonds, 2020 Election, Series 2023-B, 4.00% 8/1/2051	4,215	4,244
City of La Quinta, Successor Agcy. to the Redev. Agcy., Tax Allocation Rev. Ref. Bonds (Redev. Project Area Nos. 1 and 2), Series 2014-A, 5.00% 9/1/2029 (preref. 9/1/2024)	1,000	1,013
City of La Quinta, Successor Agcy. to the Redev. Agcy., Tax Allocation Rev. Ref. Bonds (Redev. Project Area Nos. 1 and 2), Series 2014-A, 5.00% 9/1/2032 (preref. 9/1/2024)	1,515	1,535
City of La Quinta, Successor Agcy. to the Redev. Agcy., Tax Allocation Rev. Ref. Bonds (Redev. Project Area Nos. 1 and 2), Series 2014-A, 5.00% 9/1/2034 (preref. 9/1/2024)	2,150	2,178
City of Lake Elsinore, Community Facs. Dist. No. 2006-1 (Summerly), Special Tax Bonds, Series 2021, 4.00% 9/1/2042	150	143
City of Lake Elsinore, Community Facs. Dist. No. 2006-1 (Summerly), Special Tax Bonds, Series 2021, 4.00% 9/1/2046	200	185
City of Lake Elsinore, Community Facs. Dist. No. 2006-1 (Summerly), Special Tax Bonds, Series 2021, 4.00% 9/1/2051	500	449
City of Lake Elsinore, Community Facs. Dist. No. 2019-1 (Westlake), Special Tax Bonds, Series 2021, 4.00% 9/1/2041	350	337
City of Lake Elsinore, Community Facs. Dist. No. 2019-1 (Westlake), Special Tax Bonds, Series 2021, 4.00% 9/1/2046	450	421
City of Lake Elsinore, Community Facs. Dist. No. 2019-1 (Westlake), Special Tax Bonds, Series 2021, 4.00% 9/1/2051	700	638
City of Lake Elsinore, Public Fncg. Auth., Local Agcy. Rev. Ref. Bonds, Series 2015, 5.00% 9/1/2024	645	650
City of Lake Elsinore, Public Fncg. Auth., Local Agcy. Rev. Ref. Bonds, Series 2015, 5.00% 9/1/2025	1,360	1,389

The Tax-Exempt Fund of California (continued)

Bonds, notes & other debt instruments (continued)	Principal amount (000)	Value (000)
California (continued)		
City of Lake Elsinore, Public Fncg. Auth., Local Agcy. Rev. Ref. Bonds, Series 2015, 5.00% 9/1/2029	USD1,370	\$ 1,402
City of Lake Elsinore, School Fncg. Auth., Special Tax Rev. Bonds, Series 2017-A, BAM insured, 5.00% 9/1/2030	500	542
Lake Elsinore Unified School Dist., Community Facs. Dist. No. 2006-02, Improvement Area No. B, Special Tax Bonds, Series 2019, BAM insured, 5.00% 9/1/2035	100	112
Lake Elsinore Unified School Dist., Community Facs. Dist. No. 2006-02, Improvement Area No. B, Special Tax Bonds, Series 2019, BAM insured, 5.00% 9/1/2036	170	189
Lake Elsinore Unified School Dist., Community Facs. Dist. No. 2006-02, Improvement Area No. B, Special Tax Bonds, Series 2019, BAM insured, 5.00% 9/1/2037	180	198
Lake Elsinore Unified School Dist., Community Facs. Dist. No. 2006-02, Improvement Area No. B, Special Tax Bonds, Series 2019, BAM insured, 5.00% 9/1/2038	150	164
Lake Elsinore Unified School Dist., Community Facs. Dist. No. 2006-02, Improvement Area No. B, Special Tax Bonds, Series 2019, BAM insured, 5.00% 9/1/2039	120	131
Lake Elsinore Unified School Dist., Community Facs. Dist. No. 2006-02, Improvement Area No. B, Special Tax Bonds, Series 2019, BAM insured, 5.00% 9/1/2047	2,250	2,412
Lammersville Joint Unified School Dist., Community Facs. Dist. No. 2014-1, Special Tax Bonds, Series 2020, 4.00% 9/1/2040	80	78
Lammersville Joint Unified School Dist., Community Facs. Dist. No. 2014-1, Special Tax Bonds, Series 2020, 4.00% 9/1/2045	175	163
Lammersville Joint Unified School Dist., Community Facs. Dist. No. 2014-1, Special Tax Bonds, Series 2020, 4.00% 9/1/2049	425	385
Lammersville Joint Unified School Dist., Community Facs. Dist. No. 2019-1 (Mountain House School Facs.), Special Tax Bonds, Series 2022, 4.00% 9/1/2042	1,500	1,481
City of Lathrop, Crossroads Assessment Dist., Limited Obligation Improvement Bonds, Series 2015, 5.00% 9/2/2040	2,070	2,089
City of Lee Lake, Public Fncg. Auth., Special Tax Rev. Ref. Bonds, Series 2013-A, 5.25% 9/1/2027	2,000	2,004
Lodi Unified School Dist., G.O. Bonds, 2016 Election, Series 2021, 3.00% 8/1/2046	2,000	1,667
City of Long Beach, Harbor Rev. Bonds, Series 2017-A, AMT, 5.00% 5/15/2031	1,210	1,284
City of Long Beach, Harbor Rev. Bonds, Series 2017-A, AMT, 5.00% 5/15/2032	1,750	1,854
City of Long Beach, Harbor Rev. Bonds, Series 2017-B, AMT, 5.00% 5/15/2043	500	520
City of Long Beach, Marina Rev. Bonds (Alamitos Bay Marina Project), Series 2015, 5.00% 5/15/2034	1,125	1,141
City of Long Beach, Marina Rev. Bonds (Alamitos Bay Marina Project), Series 2015, 5.00% 5/15/2045	1,225	1,228
Long Beach Community College Dist., G.O. Bonds, 2016 Election, Series 2019-C, 4.00% 8/1/2045	1,000	1,003
Long Beach Unified School Dist., G.O. Bonds, 2008 Election, Series 2017-E, 5.00% 8/1/2040	3,655	3,831
Long Beach Unified School Dist., G.O. Bonds, 2016 Election, Series 2023-C, 4.00% 8/1/2053	14,900	14,962
City of Los Angeles, Community Facs. Dist. No. 11 (Ponte Vista), Special Tax Bonds, Series 2021, 4.00% 9/1/2038	1,000	975
City of Los Angeles, Community Facs. Dist. No. 11 (Ponte Vista), Special Tax Bonds, Series 2021, 4.00% 9/1/2046	1,650	1,495
City of Los Angeles, Community Facs. Dist. No. 4 (Playa Vista - Phase 1), Special Tax Rev. Ref. Bonds, Series 2014, 5.00% 9/1/2026	980	991
City of Los Angeles, Community Facs. Dist. No. 4 (Playa Vista - Phase 1), Special Tax Rev. Ref. Bonds, Series 2014, 5.00% 9/1/2027	1,965	1,986
City of Los Angeles, Community Facs. Dist. No. 4 (Playa Vista - Phase 1), Special Tax Rev. Ref. Bonds, Series 2014, 5.00% 9/1/2028	1,670	1,688
City of Los Angeles, Dept. of Airports, Los Angeles International Airport, Rev. and Rev. Ref. Bonds, Series 2021-A, AMT, 5.00% 5/15/2028	1,250	1,338
City of Los Angeles, Dept. of Airports, Los Angeles International Airport, Rev. and Rev. Ref. Bonds, Series 2022-C, AMT, 5.00% 5/15/2029	1,020	1,108
City of Los Angeles, Dept. of Airports, Los Angeles International Airport, Rev. and Rev. Ref. Bonds, Series 2022-C, AMT, 5.00% 5/15/2033	2,500	2,830
City of Los Angeles, Dept. of Airports, Los Angeles International Airport, Rev. and Rev. Ref. Bonds, Series 2021-A, AMT, 5.00% 5/15/2051	1,525	1,605
City of Los Angeles, Dept. of Airports, Los Angeles International Airport, Rev. Bonds, Series 2015-A, AMT, 5.00% 5/15/2027	1,250	1,271
City of Los Angeles, Dept. of Airports, Los Angeles International Airport, Rev. Bonds, Series 2018-C, AMT, 5.00% 5/15/2028	2,175	2,327
City of Los Angeles, Dept. of Airports, Los Angeles International Airport, Rev. Bonds, Series 2021-D, AMT, 5.00% 5/15/2028	2,500	2,675
City of Los Angeles, Dept. of Airports, Los Angeles International Airport, Rev. Bonds, Series 2022-A, AMT, 5.00% 5/15/2028	1,500	1,605
City of Los Angeles, Dept. of Airports, Los Angeles International Airport, Rev. Bonds, Series 2015-A, AMT, 5.00% 5/15/2029	1,560	1,585
City of Los Angeles, Dept. of Airports, Los Angeles International Airport, Rev. Bonds, Series 2016-B, AMT, 5.00% 5/15/2029	1,450	1,497

The Tax-Exempt Fund of California (continued)

Bonds, notes & other debt instruments (continued)	Principal amount (000)	Value (000)
California (continued)		
City of Los Angeles, Dept. of Airports, Los Angeles International Airport, Rev. Bonds, Series 2018-D, AMT, 5.00% 5/15/2029	USD2,550	\$2,770
City of Los Angeles, Dept. of Airports, Los Angeles International Airport, Rev. Bonds, Series 2018-D, AMT, 5.00% 5/15/2031	4,675	5,067
City of Los Angeles, Dept. of Airports, Los Angeles International Airport, Rev. Bonds, Series 2019-A, AMT, 5.00% 5/15/2031	2,345	2,541
City of Los Angeles, Dept. of Airports, Los Angeles International Airport, Rev. Bonds, Series 2017-A, AMT, 5.00% 5/15/2032	1,000	1,047
City of Los Angeles, Dept. of Airports, Los Angeles International Airport, Rev. Bonds, Series 2018-B, AMT, 5.00% 5/15/2032	3,825	4,086
City of Los Angeles, Dept. of Airports, Los Angeles International Airport, Rev. Bonds, Series 2018-C, AMT, 5.00% 5/15/2032	3,450	3,636
City of Los Angeles, Dept. of Airports, Los Angeles International Airport, Rev. Bonds, Series 2016-B, AMT, 5.00% 5/15/2033	500	516
City of Los Angeles, Dept. of Airports, Los Angeles International Airport, Rev. Bonds, Series 2017-A, AMT, 5.00% 5/15/2033	1,000	1,045
City of Los Angeles, Dept. of Airports, Los Angeles International Airport, Rev. Bonds, Series 2018-A, AMT, 5.00% 5/15/2033	1,255	1,328
City of Los Angeles, Dept. of Airports, Los Angeles International Airport, Rev. Bonds, Series 2020-C, AMT, 5.00% 5/15/2033	1,000	1,104
City of Los Angeles, Dept. of Airports, Los Angeles International Airport, Rev. Bonds, Series 2017-A, AMT, 5.00% 5/15/2034	1,250	1,306
City of Los Angeles, Dept. of Airports, Los Angeles International Airport, Rev. Bonds, Series 2022-H, AMT, 5.00% 5/15/2034	1,000	1,126
City of Los Angeles, Dept. of Airports, Los Angeles International Airport, Rev. Bonds, Series 2017-A, AMT, 5.00% 5/15/2035	1,000	1,043
City of Los Angeles, Dept. of Airports, Los Angeles International Airport, Rev. Bonds, Series 2018-A, AMT, 5.00% 5/15/2036	1,345	1,414
City of Los Angeles, Dept. of Airports, Los Angeles International Airport, Rev. Bonds, Series 2017-A, AMT, 5.00% 5/15/2037	1,260	1,306
City of Los Angeles, Dept. of Airports, Los Angeles International Airport, Rev. Bonds, Series 2018-A, AMT, 5.00% 5/15/2037	3,450	3,610
City of Los Angeles, Dept. of Airports, Los Angeles International Airport, Rev. Bonds, Series 2021-D, AMT, 3.00% 5/15/2040	3,825	3,315
City of Los Angeles, Dept. of Airports, Los Angeles International Airport, Rev. Bonds, Series 2021-D, AMT, 3.00% 5/15/2040 (preref. 11/15/2031)	175	174
City of Los Angeles, Dept. of Airports, Los Angeles International Airport, Rev. Bonds, Series 2018-D, AMT, 5.00% 5/15/2043	3,000	3,147
City of Los Angeles, Dept. of Airports, Los Angeles International Airport, Rev. Bonds, Series 2020-C, AMT, 5.00% 5/15/2045	1,500	1,584
City of Los Angeles, Dept. of Airports, Los Angeles International Airport, Rev. Bonds, Series 2022-H, AMT, 5.50% 5/15/2047	3,750	4,153
City of Los Angeles, Dept. of Airports, Los Angeles International Airport, Rev. Bonds, Series 2018-A, AMT, 4.00% 5/15/2048	3,000	2,882
City of Los Angeles, Dept. of Airports, Los Angeles International Airport, Rev. Bonds, Series 2019-F, AMT, 3.00% 5/15/2049	5,000	3,844
City of Los Angeles, Dept. of Airports, Los Angeles International Airport, Rev. Green Bonds, Series 2022-G, AMT, 5.00% 5/15/2047	3,000	3,189
City of Los Angeles, Dept. of Airports, Los Angeles International Airport, Rev. Ref. Bonds, Series 2022-E, 4.00% 5/15/2037	685	737
City of Los Angeles, Dept. of Airports, Los Angeles International Airport, Rev. Ref. Bonds, Series 2022-C, AMT, 3.25% 5/15/2049	3,505	2,846
City of Los Angeles, Dept. of Water and Power, Power System Rev. Bonds, Series 2020-B, 5.00% 7/1/2045	2,025	2,231
City of Los Angeles, Dept. of Water and Power, Power System Rev. Bonds, Series 2020-B, 5.00% 7/1/2050	2,250	2,453
City of Los Angeles, Dept. of Water and Power, Power System Rev. Bonds, Series 2021-C, 5.00% 7/1/2051	1,575	1,734
City of Los Angeles, Dept. of Water and Power, Power System Rev. Bonds, Series 2023-E, 5.00% 7/1/2053	7,000	7,843
City of Los Angeles, Dept. of Water and Power, Water System Rev. Bonds, Series 2023-A, 5.00% 7/1/2037	1,285	1,545
City of Los Angeles, Dept. of Water and Power, Water System Rev. Bonds, Series 2023-A, 5.00% 7/1/2038	1,295	1,544
County of Los Angeles, Community Facs. Dist. No. 2021-01 (Valencia Facs.), Improvement Area No. 1, Special Tax Bonds, Series 2022, 5.00% 9/1/2047	905	920
County of Los Angeles, Community Facs. Dist. No. 2021-01 (Valencia Facs.), Improvement Area No. 1, Special Tax Bonds, Series 2022, 5.00% 9/1/2052	1,610	1,623

The Tax-Exempt Fund of California (continued)

Bonds, notes & other debt instruments (continued)	Principal amount (000)	Value (000)
California (continued)		
County of Los Angeles, Dev. Auth., Multi Family Housing Rev. Bonds (West LA VA - Building 156 & 157 Apartments), Series 2023-C, 3.75% 12/1/2046 (put 12/1/2026)	USD1,290	\$1,296
County of Los Angeles, Metropolitan Transportation Auth., Measure R Sales Tax Rev. Ref. Green Bonds, Series 2020-A, 4.00% 6/1/2035	1,385	1,510
County of Los Angeles, Metropolitan Transportation Auth., Measure R Sales Tax Rev. Ref. Green Bonds, Series 2020-A, 4.00% 6/1/2036	1,500	1,616
County of Los Angeles, Metropolitan Transportation Auth., Measure R Sales Tax Rev. Ref. Green Bonds, Series 2020-A, 4.00% 6/1/2037	1,500	1,596
County of Los Angeles, Redev. Ref. Auth., Tax Allocation Rev. Ref. Bonds (Bunker Hill Project), Series 2014-C, Assured Guaranty Municipal insured, 5.00% 12/1/2027	1,000	1,017
Los Angeles County Facs., Inc., Lease Rev. Bonds (Vermont Corridor County Administration Building), Series 2018-A, 5.00% 12/1/2051	910	963
Los Angeles Unified School Dist., G.O. Dedicated Unlimited Ad Valorem Property Tax Bonds, Series 2020-RYQ, 4.00% 7/1/2036	2,000	2,135
Los Angeles Unified School Dist., G.O. Dedicated Unlimited Ad Valorem Property Tax Bonds, Series 2020-RYQ, 4.00% 7/1/2044	1,000	1,015
Lynwood Unified School Dist., G.O. Bonds, 2012 Election, Series 2021-E, BAM Insured, 3.00% 8/1/2048	3,260	2,594
Lynwood Unified School Dist., G.O. Bonds, 2016 Election, Series 2020-B, BAM Insured, 4.00% 8/1/2049	3,005	3,009
M-S-R Energy Auth., Gas Rev. Bonds, Series 2009-B, 6.50% 11/1/2039	2,110	2,737
City of Menifee, Community Facs. Dist. No. 2020-1 (McCall Mesa), Special Tax Bonds, Series 2022-A, 4.00% 9/1/2029	175	178
City of Menifee, Community Facs. Dist. No. 2020-1 (McCall Mesa), Special Tax Bonds, Series 2022-A, 4.00% 9/1/2037	500	500
City of Menifee, Community Facs. Dist. No. 2020-1 (McCall Mesa), Special Tax Bonds, Series 2022-A, 4.00% 9/1/2051	1,435	1,302
Menifee Union School Dist., Community Facs. Dist. No. 2006-2, Special Tax Bonds, Series 2020, 4.00% 9/1/2024	180	180
Menifee Union School Dist., Community Facs. Dist. No. 2006-2, Special Tax Bonds, Series 2020, 4.00% 9/1/2025	190	191
Menifee Union School Dist., Community Facs. Dist. No. 2006-2, Special Tax Bonds, Series 2020, 4.00% 9/1/2026	170	172
Menifee Union School Dist., Community Facs. Dist. No. 2006-2, Special Tax Bonds, Series 2020, 4.00% 9/1/2027	205	208
Menifee Union School Dist., Community Facs. Dist. No. 2006-2, Special Tax Bonds, Series 2020, 4.00% 9/1/2039	600	581
Menifee Union School Dist., Community Facs. Dist. No. 2006-2, Special Tax Bonds, Series 2020, 4.00% 9/1/2045	1,000	927
Menifee Union School Dist., Community Facs. Dist. No. 2011-1, Improvement Area No. 3, Special Tax Bonds, Series 2018, 4.00% 9/1/2032	430	436
Menifee Union School Dist., Community Facs. Dist. No. 2011-1, Improvement Area No. 3, Special Tax Bonds, Series 2018, 4.00% 9/1/2033	470	476
Menifee Union School Dist., Community Facs. Dist. No. 2011-1, Improvement Area No. 3, Special Tax Bonds, Series 2018, 4.00% 9/1/2034	515	521
Menifee Union School Dist., Community Facs. Dist. No. 2011-1, Improvement Area No. 5, Special Tax Bonds, Series 2021, 4.00% 9/1/2036	500	504
Menifee Union School Dist., Community Facs. Dist. No. 2011-1, Improvement Area No. 5, Special Tax Bonds, Series 2021, 4.00% 9/1/2041	800	761
Menifee Union School Dist., Community Facs. Dist. No. 2011-1, Improvement Area No. 5, Special Tax Bonds, Series 2021, 4.00% 9/1/2045	875	811
Menifee Union School Dist., Community Facs. Dist. No. 2011-1, Improvement Area No. 5, Special Tax Bonds, Series 2021, 4.00% 9/1/2051	1,850	1,644
Menifee Union School Dist., Community Facs. Dist. No. 2011-1, Improvement Area No. 6, Special Tax Bonds, Series 2021, 4.00% 9/1/2036	445	452
Menifee Union School Dist., Community Facs. Dist. No. 2011-1, Improvement Area No. 6, Special Tax Bonds, Series 2021, 4.00% 9/1/2041	660	641
Menifee Union School Dist., Community Facs. Dist. No. 2011-1, Improvement Area No. 6, Special Tax Bonds, Series 2021, 4.00% 9/1/2046	875	821
Menifee Union School Dist., Community Facs. Dist. No. 2011-1, Improvement Area No. 6, Special Tax Bonds, Series 2021, 4.00% 9/1/2050	2,050	1,870
Menifee Union School Dist., Community Facs. Dist. No. 2019-1, Special Tax Bonds, Series 2021, 4.00% 9/1/2036	250	253
Menifee Union School Dist., Community Facs. Dist. No. 2019-1, Special Tax Bonds, Series 2021, 4.00% 9/1/2041	1,000	964
Menifee Union School Dist., Community Facs. Dist. No. 2019-1, Special Tax Bonds, Series 2021, 4.00% 9/1/2046	1,590	1,485
Menifee Union School Dist., Community Facs. Dist. No. 2019-1, Special Tax Bonds, Series 2021, 4.00% 9/1/2050	1,050	955
Menifee Union School Dist., Community Facs. Dist. No. 2019-2, Special Tax Bonds, Series 2021, 4.00% 9/1/2044	565	532
Menifee Union School Dist., Community Facs. Dist. No. 2019-2, Special Tax Bonds, Series 2021, 4.00% 9/1/2051	675	607
Menifee Union School Dist., Public Fncg. Auth., Special Tax Rev. Bonds, Series 2016-A, BAM insured, 5.00% 9/1/2034	1,000	1,034
Menifee Union School Dist., Public Fncg. Auth., Special Tax Rev. Bonds, Series 2016-A, BAM insured, 5.00% 9/1/2038	1,100	1,128

The Tax-Exempt Fund of California (continued)

Bonds, notes & other debt instruments (continued)	Principal amount (000)	Value (000)
California (continued)		
City of Merced, Irrigation Dist., Electric System Rev. Ref. Bonds, Series 2015-A, Assured Guaranty Municipal insured, 5.00% 10/1/2030	USD2,065	\$2,149
City of Merced, Irrigation Dist., Electric System Rev. Ref. Bonds, Series 2015-A, Assured Guaranty Municipal insured, 5.00% 10/1/2031	560	582
Monrovia Unified School Dist., G.O. Bonds, Capital Appreciation Bonds, 1997 Election, Series 2001-B, National insured, 0% 8/1/2032	2,150	1,638
Montebello Unified School Dist., G.O. Bonds, 2016 Election, Series 2022-B, Assured Guaranty Municipal insured, 5.00% 8/1/2050	3,000	3,207
Montebello Unified School Dist., G.O. Rev. Bonds, Series 2016-A, 5.00% 8/1/2034	1,095	1,155
Montebello Unified School Dist., G.O. Rev. Bonds, Series 2016-A, 5.00% 8/1/2035	1,465	1,542
Montebello Unified School Dist., G.O. Rev. Bonds, Series 2016-A, 5.00% 8/1/2036	1,290	1,354
Montebello Unified School Dist., G.O. Rev. Ref. Bonds, Series 2015, 5.00% 8/1/2033	2,505	2,562
Monterey Peninsula Community College Dist., G.O. Rev. Ref. Bonds, Series 2016, 4.00% 8/1/2033	3,165	3,238
Monterey Peninsula Community College Dist., G.O. Rev. Ref. Bonds, Capital Appreciation Bonds, Series 2016, 0% 8/1/2028	1,500	1,295
Moorpark Unified School Dist., G.O. Bonds, Capital Appreciation Bonds, 2008 Election, Series 2011-B, Assured Guaranty Municipal insured, 0% 8/1/2036	2,000	1,238
Moreno Valley Unified School Dist., Community Facs. Dist. No. 2016-1, Special Tax Bonds, Series 2020, 4.00% 9/1/2045	1,355	1,244
Moreno Valley Unified School Dist., Community Facs. Dist. No. 2017-1, Special Tax Bonds, Series 2019, 5.00% 9/1/2044	820	850
Moreno Valley Unified School Dist., Community Facs. Dist. No. 2017-1, Special Tax Bonds, Series 2019, 5.00% 9/1/2050	1,500	1,537
Moreno Valley Unified School Dist., Fin. Auth. Special Tax Rev. Bonds, Series 2018-A, 5.00% 9/1/2028	1,090	1,151
Moreno Valley Unified School Dist., Fin. Auth. Special Tax Rev. Bonds, Series 2018-A, 5.00% 9/1/2032	1,480	1,558
Moreno Valley Unified School Dist., Fin. Auth. Special Tax Rev. Bonds, Series 2018-A, 5.00% 9/1/2034	1,720	1,811
Moreno Valley Unified School Dist., Fin. Auth. Special Tax Rev. Bonds, Series 2018-A, 5.00% 9/1/2035	925	973
City of Moreno Valley, Community Facs. Dist. No. 5, Special Tax Rev. Ref. Bonds, Series 2021, 4.00% 9/1/2026	215	215
City of Moreno Valley, Community Facs. Dist. No. 5, Special Tax Rev. Ref. Bonds, Series 2021, 4.00% 9/1/2037	750	741
Mountain View School Dist., G.O. Bonds, 2016 Election, Series 2020-C, Assured Guaranty Municipal insured, 4.00% 8/1/2049	2,800	2,805
Mt. Diablo Unified School Dist., G.O. Rev. Ref. Bonds, Series 2022-B, 4.00% 8/1/2035	2,310	2,521
Mt. Diablo Unified School Dist., G.O. Rev. Ref. Bonds, Series 2022-B, 4.00% 8/1/2036	2,880	3,111
Mt. Diablo Unified School Dist., G.O. Rev. Ref. Bonds, Series 2022-B, 4.00% 6/1/2037	810	866
Mt. San Jacinto Community College Dist., G.O. Bonds, 2014 Election, Series 2021-C, 3.00% 8/1/2034	865	854
Municipal Fin. Auth., Certs. of Part. (Palomar Health), Series 2021, 5.00% 11/1/2027 ³	1,515	1,542
Municipal Fin. Auth., Charter School Lease Rev. and Rev. Ref. Bonds (Santa Rosa Academy Project), Series 2022, 5.00% 7/1/2052	2,040	1,951
Municipal Fin. Auth., Charter School Lease Rev. and Rev. Ref. Bonds (Santa Rosa Academy Project), Series 2022, 5.00% 7/1/2062	5,000	4,677
Municipal Fin. Auth., Community Facs. Dist. No. 2020-6 (County of Placer - PV 400), Special Tax Bonds, Series 2021, 4.00% 9/1/2040	1,045	995
Municipal Fin. Auth., Community Facs. Dist. No. 2020-6 (County of Placer - PV 400), Special Tax Bonds, Series 2021, 4.00% 9/1/2046	1,305	1,194
Municipal Fin. Auth., Community Facs. Dist. No. 2020-6 (County of Placer - PV 400), Special Tax Bonds, Series 2021, 4.00% 9/1/2051	1,535	1,358
Municipal Fin. Auth., Educational Rev. Bonds (American Heritage Education Foundation Project), Series 2016-A, 5.00% 6/1/2036	500	509
Municipal Fin. Auth., Educational Rev. Bonds (American Heritage Education Foundation Project), Series 2016-A, 5.00% 6/1/2046	2,745	2,748
Municipal Fin. Auth., Rev. and Rev. Ref. Bonds (Aldersly Project), Series 2023-B-2, 3.75% 11/15/2028	2,445	2,450
Municipal Fin. Auth., Rev. and Rev. Ref. Bonds (Aldersly Project), Series 2023-B-1, 4.00% 11/15/2028	250	252
Municipal Fin. Auth., Rev. Bonds (California Baptist University), Series 2016-A, 5.00% 11/1/2036 ³	3,500	3,529
Municipal Fin. Auth., Rev. Bonds (California Baptist University), Series 2015-A, 5.375% 11/1/2040 ³	2,335	2,352
Municipal Fin. Auth., Rev. Bonds (California Baptist University), Series 2015-A, 5.50% 11/1/2045 ³	2,800	2,816
Municipal Fin. Auth., Rev. Bonds (California Baptist University), Series 2016-A, 5.00% 11/1/2046 ³	4,315	4,212
Municipal Fin. Auth., Rev. Bonds (California Lutheran University), Series 2018, 5.00% 10/1/2027	300	317
Municipal Fin. Auth., Rev. Bonds (California Lutheran University), Series 2018, 5.00% 10/1/2028	150	161
Municipal Fin. Auth., Rev. Bonds (California Lutheran University), Series 2018, 5.00% 10/1/2029	225	241
Municipal Fin. Auth., Rev. Bonds (California Lutheran University), Series 2018, 5.00% 10/1/2030	225	241
Municipal Fin. Auth., Rev. Bonds (California Lutheran University), Series 2018, 5.00% 10/1/2031	425	454
Municipal Fin. Auth., Rev. Bonds (California Lutheran University), Series 2018, 5.00% 10/1/2032	225	240
Municipal Fin. Auth., Rev. Bonds (California Lutheran University), Series 2018, 5.00% 10/1/2033	450	479

The Tax-Exempt Fund of California (continued)

Bonds, notes & other debt instruments (continued)	Principal amount (000)	Value (000)
California (continued)		
Municipal Fin. Auth., Rev. Bonds (California Lutheran University), Series 2018, 5.00% 10/1/2034	USD150	\$ 159
Municipal Fin. Auth., Rev. Bonds (Caritas Mobile Home Park), Series 2014-A, 5.25% 8/15/2049	1,750	1,758
Municipal Fin. Auth., Rev. Bonds (Caritas Mobile Home Park), Series 2014-B, 5.875% 8/15/2049	490	491
Municipal Fin. Auth., Rev. Bonds (Clinicas del Camino Real, Inc.), Series 2020, 4.00% 3/1/2025 (escrowed to maturity)	875	886
Municipal Fin. Auth., Rev. Bonds (Clinicas del Camino Real, Inc.), Series 2020, 4.00% 3/1/2025	420	414
Municipal Fin. Auth., Rev. Bonds (Clinicas del Camino Real, Inc.), Series 2020, 4.00% 3/1/2033	1,170	1,089
Municipal Fin. Auth., Rev. Bonds (Clinicas del Camino Real, Inc.), Series 2020, 4.00% 3/1/2035	500	459
Municipal Fin. Auth., Rev. Bonds (Clinicas del Camino Real, Inc.), Series 2020, 4.00% 3/1/2040	2,750	2,317
Municipal Fin. Auth., Rev. Bonds (Clinicas del Camino Real, Inc.), Series 2020, 4.00% 3/1/2050	11,635	8,871
Municipal Fin. Auth., Rev. Bonds (Community Health Centers of the Central Coast, Inc.), Series 2021-A, 5.00% 12/1/2046 ³	170	170
Municipal Fin. Auth., Rev. Bonds (Community Health Centers of the Central Coast, Inc.), Series 2021-A, 5.00% 12/1/2054 ³	170	167
Municipal Fin. Auth., Rev. Bonds (Community Health System), Series 2021-A, Assured Guaranty Municipal insured, 4.00% 2/1/2051	1,000	908
Municipal Fin. Auth., Rev. Bonds (HumanGood - California Obligated Group), Series 2021, 3.00% 10/1/2049	4,905	3,814
Municipal Fin. Auth., Rev. Bonds (Inland Christian Home), Series 2020, 4.00% 12/1/2030	905	942
Municipal Fin. Auth., Rev. Bonds (Inland Christian Home), Series 2020, 4.00% 12/1/2039	1,225	1,253
Municipal Fin. Auth., Rev. Bonds (Inland Christian Home), Series 2020, 4.00% 12/1/2049	1,500	1,510
Municipal Fin. Auth., Rev. Bonds (John Adams Academies, Inc.), Series 2019-A, 5.00% 10/1/2039 ³	915	894
Municipal Fin. Auth., Rev. Bonds (John Adams Academies, Inc.), Series 2019-A, 5.00% 10/1/2057 ³	1,890	1,708
Municipal Fin. Auth., Rev. Bonds (LINXS APM Project), Series 2018-A, AMT, 5.00% 6/30/2025	1,585	1,608
Municipal Fin. Auth., Rev. Bonds (LINXS APM Project), Series 2018-A, AMT, 5.00% 12/31/2031	2,695	2,817
Municipal Fin. Auth., Rev. Bonds (LINXS APM Project), Series 2018-A, AMT, 5.00% 12/31/2034	1,320	1,377
Municipal Fin. Auth., Rev. Bonds (LINXS APM Project), Series 2018-A, AMT, 5.00% 12/31/2035	2,000	2,079
Municipal Fin. Auth., Rev. Bonds (LINXS APM Project), Series 2018-A, AMT, 4.00% 12/31/2047	3,900	3,538
Municipal Fin. Auth., Rev. Bonds (Pomona College), Series 2017, 4.00% 1/1/2048	1,550	1,646
Municipal Fin. Auth., Rev. Bonds (University of La Verne), Series 2017-A, 5.00% 6/1/2029	1,000	1,063
Municipal Fin. Auth., Rev. Bonds (University of La Verne), Series 2017-A, 5.00% 6/1/2031	650	692
Municipal Fin. Auth., Rev. Bonds (University of La Verne), Series 2017-A, 5.00% 6/1/2032	1,000	1,064
Municipal Fin. Auth., Rev. Bonds (University of La Verne), Series 2017-A, 5.00% 6/1/2033	1,000	1,064
Municipal Fin. Auth., Rev. Bonds (University of La Verne), Series 2017-A, 5.00% 6/1/2035	1,000	1,061
Municipal Fin. Auth., Rev. Bonds (University of La Verne), Series 2017-A, 5.00% 6/1/2036	1,150	1,217
Municipal Fin. Auth., Rev. Bonds (University of La Verne), Series 2017-A, 5.00% 6/1/2043	4,380	4,548
Municipal Fin. Auth., Rev. Bonds (University of San Diego), Series 2019-A, 5.00% 10/1/2049	1,600	1,689
Municipal Fin. Auth., Rev. Ref. Bonds (Azusa Pacific University Project), Series 2015-B, 5.00% 4/1/2024	600	600
Municipal Fin. Auth., Rev. Ref. Bonds (Azusa Pacific University Project), Series 2015-B, 5.00% 4/1/2041	2,500	2,435
Municipal Fin. Auth., Rev. Ref. Bonds (Biola University), Series 2017, 5.00% 10/1/2030	1,250	1,324
Municipal Fin. Auth., Rev. Ref. Bonds (Biola University), Series 2017, 5.00% 10/1/2033	500	528
Municipal Fin. Auth., Rev. Ref. Bonds (Biola University), Series 2017, 5.00% 10/1/2034	440	464
Municipal Fin. Auth., Rev. Ref. Bonds (Biola University), Series 2017, 5.00% 10/1/2039	615	635
Municipal Fin. Auth., Rev. Ref. Bonds (Eisenhower Medical Center), Series 2017-A, 5.00% 7/1/2034	2,675	2,789
Municipal Fin. Auth., Rev. Ref. Bonds (Eisenhower Medical Center), Series 2017-A, 5.00% 7/1/2036	1,000	1,036
Municipal Fin. Auth., Rev. Ref. Bonds (Eisenhower Medical Center), Series 2017-B, 5.00% 7/1/2036	600	621
Municipal Fin. Auth., Rev. Ref. Bonds (Eisenhower Medical Center), Series 2017-A, 5.00% 7/1/2037	1,250	1,290
Municipal Fin. Auth., Rev. Ref. Bonds (Eisenhower Medical Center), Series 2017-B, 5.00% 7/1/2037	600	619
Municipal Fin. Auth., Rev. Ref. Bonds (Eisenhower Medical Center), Series 2017-A, 5.00% 7/1/2042	1,250	1,272
Municipal Fin. Auth., Rev. Ref. Bonds (Eisenhower Medical Center), Series 2017-B, 5.00% 7/1/2042	1,000	1,017
Municipal Fin. Auth., Rev. Ref. Bonds (Eisenhower Medical Center), Series 2017-A, 5.00% 7/1/2047	1,000	1,009
Municipal Fin. Auth., Rev. Ref. Bonds (Eisenhower Medical Center), Series 2017-B, 5.00% 7/1/2047	4,010	4,048
Municipal Fin. Auth., Rev. Ref. Bonds (Harbor Regional Center Project), Series 2015, 5.00% 11/1/2032	1,500	1,542
Municipal Fin. Auth., Rev. Ref. Bonds (Harbor Regional Center Project), Series 2015, 5.00% 11/1/2039	1,000	1,017
Municipal Fin. Auth., Rev. Ref. Bonds (HumanGood Obligated Group), Series 2019-A, 4.00% 10/1/2029	500	508
Municipal Fin. Auth., Rev. Ref. Bonds (HumanGood Obligated Group), Series 2019-A, 4.00% 10/1/2033	1,250	1,269
Municipal Fin. Auth., Rev. Ref. Bonds (HumanGood Obligated Group), Series 2019-A, 4.00% 10/1/2034	775	787
Municipal Fin. Auth., Rev. Ref. Bonds (HumanGood Obligated Group), Series 2019-A, 4.00% 10/1/2035	1,185	1,202
Municipal Fin. Auth., Rev. Ref. Bonds (HumanGood Obligated Group), Series 2019-A, 4.00% 10/1/2036	2,120	2,146
Municipal Fin. Auth., Rev. Ref. Bonds (HumanGood Obligated Group), Series 2019-A, 4.00% 10/1/2037	2,850	2,876
Municipal Fin. Auth., Rev. Ref. Bonds (HumanGood Obligated Group), Series 2019-A, 4.00% 10/1/2039	2,750	2,762
Municipal Fin. Auth., Rev. Ref. Bonds (HumanGood Obligated Group), Series 2019-A, 4.00% 10/1/2044	300	294
Municipal Fin. Auth., Rev. Ref. Bonds (HumanGood Obligated Group), Series 2019-A, 5.00% 10/1/2044	6,500	6,670
Municipal Fin. Auth., Rev. Ref. Bonds (Inland Regional Center Project), Series 2015, 5.00% 6/15/2032	3,000	3,067

The Tax-Exempt Fund of California (continued)

Bonds, notes & other debt instruments (continued)	Principal amount (000)	Value (000)
California (continued)		
Municipal Fin. Auth., Rev. Ref. Bonds (Inland Regional Center Project), Series 2015, 5.00% 6/15/2037	USD4,000	\$ 4,065
Municipal Fin. Auth., Rev. Ref. Bonds (Inland Regional Center Project), Series 2015, 5.00% 6/15/2045	4,000	4,045
Municipal Fin. Auth., Rev. Ref. Bonds (Jurupa Unified School Dist. Wineville School Project), Series 2015-A, BAM insured, 5.00% 10/1/2042	4,500	4,549
Municipal Fin. Auth., Senior Living Rev. Bonds (Mt. San Antonio Gardens Project), Series 2022-B-2, 2.125% 11/15/2026	1,085	1,082
Municipal Fin. Auth., Senior Living Rev. Bonds (Mt. San Antonio Gardens Project), Series 2019, 5.00% 11/15/2039	425	426
Municipal Fin. Auth., Senior Living Rev. Bonds (Mt. San Antonio Gardens Project), Series 2022-A, 4.00% 11/15/2052	2,125	1,669
Municipal Fin. Auth., Senior Living Rev. Bonds (Mt. San Antonio Gardens Project), Series 2022-A, 4.00% 11/15/2056	1,890	1,452
Municipal Fin. Auth., Social Rev. Bonds (HealthRIGHT 360), Series 2019-A, 5.00% 11/1/2039 ³	1,250	1,260
Municipal Fin. Auth., Social Rev. Bonds (HealthRIGHT 360), Series 2019-A, 5.00% 11/1/2049 ³	575	540
Municipal Fin. Auth., Solid Waste Disposal Rev. Bonds (Republic Services, Inc. Project), Series 2023-A, AMT, 4.375% 9/1/2053 (put 9/1/2033)	12,020	12,568
Municipal Fin. Auth., Solid Waste Disposal Rev. Bonds (Waste Management, Inc. Project), Series 2009-A, 1.30% 2/1/2039 (put 2/3/2025) ³	1,450	1,410
Municipal Fin. Auth., Solid Waste Disposal Rev. Bonds (Waste Management, Inc. Project), Series 2022-A, AMT, 4.125% 10/1/2041 (put 10/1/2025)	6,990	6,985
Municipal Fin. Auth., Solid Waste Disposal Rev. Bonds (Waste Management, Inc. Project), Series 2019-A, AMT, 2.40% 10/1/2044 (put 10/1/2029)	13,195	12,312
Municipal Fin. Auth., Special Fin. Agcy. XII, Essential Housing Rev. Bonds (Allure Apartments), Series 2022-A-1, 3.25% 2/1/2057 ³	2,255	1,626
Municipal Fin. Auth., Special Fin. Agcy., Essential Housing Rev. Bonds (Latitude 33), Series 2021-A-2, 4.00% 12/1/2045 ³	1,500	1,209
Municipal Fin. Auth., Special Tax Rev. Bonds (Bold Program), Series 2021-C, 4.00% 9/1/2024	120	120
Municipal Fin. Auth., Special Tax Rev. Bonds (Bold Program), Series 2021-C, 4.00% 9/1/2025	145	145
Municipal Fin. Auth., Special Tax Rev. Bonds (Bold Program), Series 2021-C, 4.00% 9/1/2026	165	165
Municipal Fin. Auth., Special Tax Rev. Bonds (Bold Program), Series 2021-C, 4.00% 9/1/2027	190	191
Municipal Fin. Auth., Special Tax Rev. Bonds (Bold Program), Series 2021-C, 4.00% 9/1/2028	210	212
Municipal Fin. Auth., Special Tax Rev. Bonds (Bold Program), Series 2021-C, 4.00% 9/1/2029	240	243
Municipal Fin. Auth., Special Tax Rev. Bonds (Bold Program), Series 2021-C, 4.00% 9/1/2030	265	269
Municipal Fin. Auth., Special Tax Rev. Bonds (Bold Program), Series 2021-A, 4.00% 9/1/2036	535	538
Municipal Fin. Auth., Special Tax Rev. Bonds (Bold Program), Series 2021-C, 4.00% 9/1/2036	1,920	1,925
Municipal Fin. Auth., Special Tax Rev. Bonds (Bold Program), Series 2021-A, 4.00% 9/1/2041	655	626
Municipal Fin. Auth., Special Tax Rev. Bonds (Bold Program), Series 2021-C, 4.00% 9/1/2041	2,875	2,751
Municipal Fin. Auth., Special Tax Rev. Bonds (Bold Program), Series 2023-C, 5.00% 9/1/2043	1,760	1,762
Municipal Fin. Auth., Special Tax Rev. Bonds (Bold Program), Series 2021-A, 4.00% 9/1/2046	1,095	995
Municipal Fin. Auth., Special Tax Rev. Bonds (Bold Program), Series 2021-C, 4.00% 9/1/2046	1,475	1,368
Municipal Fin. Auth., Special Tax Rev. Bonds (Bold Program), Series 2021-A, 4.00% 9/1/2051	1,505	1,321
Municipal Fin. Auth., Special Tax Rev. Bonds (Bold Program), Series 2021-C, 4.00% 9/1/2051	1,995	1,787
Municipal Fin. Auth., Special Tax Rev. Bonds (Bold Program), Series 2022-A, 5.25% 9/1/2052	3,725	3,840
Municipal Fin. Auth., Special Tax Rev. Bonds (Bold Program), Series 2023-C, 5.25% 9/1/2053	2,375	2,358
Municipal Fin. Auth., Student Housing Rev. Bonds (CHF-Davis I, LLC - West Village Student Housing Project), Series 2018, 5.00% 5/15/2030	600	643
Municipal Fin. Auth., Student Housing Rev. Bonds (CHF-Davis I, LLC - West Village Student Housing Project), Series 2018, 5.00% 5/15/2038	1,000	1,048
Municipal Fin. Auth., Student Housing Rev. Bonds (CHF-Davis I, LLC - West Village Student Housing Project), Series 2018, 5.00% 5/15/2040	4,610	4,799
Municipal Fin. Auth., Student Housing Rev. Bonds (CHF-Davis I, LLC - West Village Student Housing Project), Series 2018, 5.00% 5/15/2043	5,525	5,706
Municipal Fin. Auth., Student Housing Rev. Bonds (CHF-Davis II, LLC - Orchard Park Student Housing Project), Series 2021, BAM insured, 4.00% 5/15/2041	280	279
Municipal Fin. Auth., Student Housing Rev. Bonds (CHF-Davis II, LLC - Orchard Park Student Housing Project), Series 2021, BAM insured, 4.00% 5/15/2046	1,095	1,068
Municipal Fin. Auth., Student Housing Rev. Bonds (CHF-Davis II, LLC - Orchard Park Student Housing Project), Series 2021, BAM insured, 3.00% 5/15/2051	2,565	1,945
Municipal Fin. Auth., Student Housing Rev. Bonds (CHF-Davis II, LLC - Orchard Park Student Housing Project), Series 2021, BAM insured, 3.00% 5/15/2054	2,570	1,896
Municipal Fin. Auth., Student Housing Rev. Bonds (CHF-Riverside I, LLC - UCR Student Housing Project), Series 2018, 5.00% 5/15/2043	2,000	2,066

The Tax-Exempt Fund of California (continued)

Bonds, notes & other debt instruments (continued)

	Principal amount (000)	Value (000)
California (continued)		
Municipal Fin. Auth., Student Housing Rev. Bonds (CHF-Riverside I, LLC - UCR Student Housing Project), Series 2018, 5.00% 5/15/2052	USD11,500	\$11,717
Municipal Fin. Auth., Student Housing Rev. Bonds (CHF-Riverside II, LLC - UCR Student Housing Project), Series 2019, 5.00% 5/15/2049	2,510	2,575
Municipal Fin. Auth., Student Housing Rev. Bonds (CHF-Riverside II, LLC - UCR Student Housing Project), Series 2019, 5.00% 5/15/2052	3,500	3,578
Murrieta Valley Unified School Dist., Community Facs. Dist. No. 2014-4, Special Tax Bonds, Series 2020, BAM insured, 4.00% 9/1/2040	325	332
Murrieta Valley Unified School Dist., Community Facs. Dist. No. 2014-4, Special Tax Bonds, Series 2020, BAM insured, 4.00% 9/1/2045	1,175	1,181
Murrieta Valley Unified School Dist., G.O. Rev. Ref. Bonds, Series 2016, BAM insured, 5.00% 9/1/2030	1,250	1,335
Murrieta Valley Unified School Dist., Public Fncg. Auth., Special Tax Rev. Bonds, Series 2016-A, 5.00% 9/1/2026	400	417
Murrieta Valley Unified School Dist., Public Fncg. Auth., Special Tax Rev. Bonds, Series 2016-A, 5.00% 9/1/2027	300	313
Murrieta Valley Unified School Dist., Public Fncg. Auth., Special Tax Rev. Bonds, Series 2016-A, 5.00% 9/1/2029	1,420	1,480
Murrieta Valley Unified School Dist., Public Fncg. Auth., Special Tax Rev. Bonds, Series 2016-A, 5.00% 9/1/2030	1,225	1,276
Murrieta Valley Unified School Dist., Public Fncg. Auth., Special Tax Rev. Bonds, Series 2016-A, Assured Guaranty Municipal insured, 5.00% 9/1/2033	2,790	2,964
Natomas Unified School Dist., G.O. Bonds, Series 2017, BAM insured, 5.00% 8/1/2032	1,000	1,062
New Haven Unified School Dist., G.O. Bonds, 2014 Election, Series 2020-C, 4.00% 8/1/2044	1,250	1,255
New Haven Unified School Dist., G.O. Bonds, 2014 Election, Series 2017-B, 4.00% 8/1/2047	2,750	2,756
North Orange County Community College Dist., G.O. Bonds, 2014 Election, Series 2019-B, 4.00% 8/1/2044	5,000	5,087
Northern California Gas Auth. No. 1, Gas Project Rev. Bonds, Series 2007-B, (3-month USD CME Term SOFR x 0.67 + 0.72%) 4.466% 7/1/2027 ²	3,445	3,387
Oakland Unified School Dist., G.O. Bonds, 2006 Election, Series 2016-A, 5.00% 8/1/2026	3,125	3,303
Oakland Unified School Dist., G.O. Bonds, 2012 Election, Series 2015-A, 5.00% 8/1/2031 (preref. 8/1/2025)	1,500	1,551
Oakland Unified School Dist., G.O. Bonds, 2012 Election, Series 2019-A, Assured Guaranty Municipal insured, 4.00% 8/1/2033	4,365	4,548
Oakland Unified School Dist., G.O. Bonds, 2012 Election, Series 2015-A, 5.00% 8/1/2040 (preref. 8/1/2025)	1,650	1,706
Oakland Unified School Dist., G.O. Bonds, 2020 Election, Series 2023-A, Assured Guaranty Municipal insured, 5.00% 8/1/2033	1,435	1,749
Oakland Unified School Dist., G.O. Bonds, 2020 Election, Series 2023-A, Assured Guaranty Municipal insured, 5.25% 8/1/2048	825	946
Oakland Unified School Dist., G.O. Rev. Ref. Bonds, Series 2016, 5.00% 8/1/2027	2,000	2,117
Oakland Unified School Dist., G.O. Rev. Ref. Bonds, Series 2019-A, Assured Guaranty Municipal insured, 4.00% 8/1/2035	1,000	1,036
Oakland Unified School Dist., G.O. Rev. Ref. Bonds (Measure J), Series 2017-C, 5.00% 8/1/2036	2,000	2,139
Port of Oakland, Rev. Ref. Bonds, Series 2017-D, AMT, 5.00% 11/1/2028	500	532
Port of Oakland, Rev. Ref. Bonds, Series 2017-D, AMT, 5.00% 11/1/2029	250	265
Port of Oakland, Rev. Ref. Bonds, Series 2021-H, AMT, 5.00% 11/1/2029	3,050	3,329
Ohlone Community College Dist., G.O. Bonds, 2010 Election, Series 2016-C, 4.00% 8/1/2033	1,000	1,030
Ohlone Community College Dist., G.O. Bonds, 2010 Election, Series 2016-C, 4.00% 8/1/2034	1,000	1,026
Ohlone Community College Dist., G.O. Bonds, 2010 Election, Series 2016-C, 4.00% 8/1/2035	1,000	1,021
City of Ontario, Community Facs. Dist. No. 38 (Park and Turner NE Facs.), Special Tax Rev. Ref. Bonds, Series 2019, 5.00% 9/1/2044	1,000	1,032
City of Ontario, Community Facs. Dist. No. 38 (Park and Turner NE Facs.), Special Tax Rev. Ref. Bonds, Series 2019, 5.00% 9/1/2049	2,000	2,050
City of Ontario, Community Facs. Dist. No. 40 (Emerald Park Facs.), Special Tax Bonds, Series 2020, 4.00% 9/1/2039	275	265
City of Ontario, Community Facs. Dist. No. 40 (Emerald Park Facs.), Special Tax Bonds, Series 2020, 4.00% 9/1/2050	785	695
City of Ontario, Community Facs. Dist. No. 41 (Canvas Park Facs.), Special Tax Bonds, Series 2022, 4.00% 9/1/2029	310	313
City of Ontario, Community Facs. Dist. No. 41 (Canvas Park Facs.), Special Tax Bonds, Series 2022, 4.00% 9/1/2031	335	339
City of Ontario, Community Facs. Dist. No. 41 (Canvas Park Facs.), Special Tax Bonds, Series 2022, 4.00% 9/1/2037	1,650	1,635
City of Ontario, Community Facs. Dist. No. 41 (Canvas Park Facs.), Special Tax Bonds, Series 2022, 4.00% 9/1/2047	2,795	2,541
City of Ontario, Community Facs. Dist. No. 46 (Avenue 176 Facs.), Special Tax Bonds, Series 2021, 4.00% 9/1/2045	300	284
City of Ontario, Community Facs. Dist. No. 46 (Avenue 176 Facs.), Special Tax Bonds, Series 2021, 4.00% 9/1/2051	500	455
City of Ontario, Community Facs. Dist. No. 53 (Tevelde Facs.), Special Tax Bonds, Series 2021, 4.00% 9/1/2025	225	225
City of Ontario, Community Facs. Dist. No. 53 (Tevelde Facs.), Special Tax Bonds, Series 2021, 4.00% 9/1/2027	250	252
City of Ontario, Community Facs. Dist. No. 53 (Tevelde Facs.), Special Tax Bonds, Series 2021, 4.00% 9/1/2028	250	253
City of Ontario, Community Facs. Dist. No. 53 (Tevelde Facs.), Special Tax Bonds, Series 2021, 4.00% 9/1/2036	500	503
City of Ontario, Community Facs. Dist. No. 53 (Tevelde Facs.), Special Tax Bonds, Series 2021, 4.00% 9/1/2042	650	615
City of Ontario, Community Facs. Dist. No. 54 (Esperanza Facs.), Special Tax Bonds, Series 2022, 4.375% 9/1/2043	900	888
City of Ontario, Community Facs. Dist. No. 54 (Esperanza Facs.), Special Tax Bonds, Series 2022, 4.50% 9/1/2052	825	791

The Tax-Exempt Fund of California (continued)

Bonds, notes & other debt instruments (continued)

	Principal amount (000)	Value (000)
California (continued)		
City of Ontario, Community Facs. Dist. No. 55 (Parklane), Special Tax Bonds, Series 2022, 5.00% 9/1/2029	USD170	\$ 184
City of Ontario, Community Facs. Dist. No. 55 (Parklane), Special Tax Bonds, Series 2022, 5.00% 9/1/2037	500	539
City of Ontario, Community Facs. Dist. No. 55 (Parklane), Special Tax Bonds, Series 2022, 5.00% 9/1/2042	600	628
City of Ontario, Community Facs. Dist. No. 55 (Parklane), Special Tax Bonds, Series 2022, 5.00% 9/1/2047	800	825
City of Ontario, Community Facs. Dist. No. 55 (Parklane), Special Tax Bonds, Series 2022, 5.00% 9/1/2053	845	863
City of Ontario, Community Facs. Dist. No. 57 (Neuhouse), Special Tax Bonds, Series 2022, 4.25% 9/1/2037	415	418
City of Ontario, Community Facs. Dist. No. 57 (Neuhouse), Special Tax Bonds, Series 2022, 4.625% 9/1/2042	650	659
City of Ontario, Community Facs. Dist. No. 57 (Neuhouse), Special Tax Bonds, Series 2022, 4.75% 9/1/2047	840	845
City of Ontario, Community Facs. Dist. No. 57 (Neuhouse), Special Tax Bonds, Series 2022, 4.75% 9/1/2052	825	818
County of Orange, Community Facs. Dist. No. 2015-1 (Esencia Village), Special Tax Rev. Ref. Bonds, Series 2015-A, 5.00% 8/15/2029	980	1,003
County of Orange, Community Facs. Dist. No. 2015-1 (Esencia Village), Special Tax Rev. Ref. Bonds, Series 2015-A, 5.00% 8/15/2033	1,365	1,397
County of Orange, Community Facs. Dist. No. 2015-1 (Esencia Village), Special Tax Rev. Ref. Bonds, Series 2015-A, 5.25% 8/15/2045	660	670
County of Orange, Community Facs. Dist. No. 2016-1 (Esencia Village), Special Tax Bonds, Series 2016-A, 5.00% 8/15/2036	2,000	2,068
County of Orange, Community Facs. Dist. No. 2017-1 (Esencia Village), Improvement Area No. 2, Special Tax Bonds, Series 2020-A, 4.00% 8/15/2045	2,200	2,048
County of Orange, Community Facs. Dist. No. 2017-1 (Esencia Village), Improvement Area No. 2, Special Tax Bonds, Series 2020-A, 4.00% 8/15/2050	1,000	901
County of Orange, Community Facs. Dist. No. 2021-1 (Rienda), Special Tax Bonds, Series 2022-A, 5.00% 8/15/2037	250	268
County of Orange, Community Facs. Dist. No. 2021-1 (Rienda), Special Tax Bonds, Series 2022-A, 5.00% 8/15/2042	1,720	1,804
County of Orange, Community Facs. Dist. No. 2021-1 (Rienda), Special Tax Bonds, Series 2022-A, 5.00% 8/15/2047	1,700	1,753
County of Orange, Community Facs. Dist. No. 2021-1 (Rienda), Special Tax Bonds, Series 2022-A, 5.00% 8/15/2052	320	328
County of Orange, Community Facs. Dist. No. 2023-1 (Rienda Phase 2B), Special Tax Bonds, Series 2023-A, 5.00% 8/15/2038	525	557
County of Orange, Community Facs. Dist. No. 2023-1 (Rienda Phase 2B), Special Tax Bonds, Series 2023-A, 5.50% 8/15/2048	1,550	1,634
County of Orange, Community Facs. Dist. No. 2023-1 (Rienda Phase 2B), Special Tax Bonds, Series 2023-A, 5.50% 8/15/2053	1,355	1,420
Orinda Union School Dist., G.O. Bonds, 2018 Election, Measure E, Series 2022-B, 4.00% 8/1/2051	1,730	1,741
Oxnard Unified School Dist., G.O. Rev. Ref. Bonds, Series 2017-A, BAM insured, 5.00% 8/1/2036	2,000	2,146
Oxnard Unified School Dist., G.O. Rev. Ref. Bonds, Series 2017-A, BAM insured, 5.00% 8/1/2045	5,160	5,407
City of Palm Desert, Community Facs. Dist. No. 2005-1 (University Park), Special Tax Rev. Ref. Bonds, Series 2021-A, 4.00% 9/1/2030	195	198
City of Palm Desert, Community Facs. Dist. No. 2005-1 (University Park), Special Tax Rev. Ref. Bonds, Series 2021-A, 4.00% 9/1/2033	220	222
City of Palm Desert, Community Facs. Dist. No. 2005-1 (University Park), Special Tax Rev. Ref. Bonds, Series 2021-A, 4.00% 9/1/2036	235	235
City of Palm Desert, Community Facs. Dist. No. 2021-1 (University Park), Special Tax Bonds, Series 2021, 3.00% 9/1/2031	315	296
City of Palm Desert, Community Facs. Dist. No. 2021-1 (University Park), Special Tax Bonds, Series 2021, 4.00% 9/1/2041	230	217
City of Palm Desert, Section 29 Assessment Dist. No. 2004-02, Limited Obligation Rev. Ref. Improvement Bonds, Series 2021, 4.00% 9/2/2026	480	482
City of Palm Desert, Section 29 Assessment Dist. No. 2004-02, Limited Obligation Rev. Ref. Improvement Bonds, Series 2021, 4.00% 9/2/2031	800	810
City of Palm Desert, Section 29 Assessment Dist. No. 2004-02, Limited Obligation Rev. Ref. Improvement Bonds, Series 2021, 4.00% 9/2/2037	1,200	1,181
City of Palmdale, Successor Agcy. to the Redev. Agcy., Tax Allocation Rev. Ref. Bonds, Series 2016-B, National insured, 5.00% 9/1/2031	1,000	1,064
City of Palmdale, Successor Agcy. to the Redev. Agcy., Tax Allocation Rev. Ref. Bonds, Series 2016-B, National insured, 5.00% 9/1/2032	1,000	1,064
Palmdale Elementary School Dist., Community Facs. Dist. No. 90-1, Special Tax Bonds, Series 2017-A, Assured Guaranty Municipal insured, 5.00% 8/1/2041	2,975	3,136
Palmdale Elementary School Dist., Community Facs. Dist. No. 90-1, Special Tax Bonds, Capital Appreciation Bonds, Series 2012-A, Assured Guaranty Municipal insured, 0% 8/1/2032	255	191

The Tax-Exempt Fund of California (continued)

Bonds, notes & other debt instruments (continued)	Principal amount (000)	Value (000)
California (continued)		
Palmdale Elementary School Dist., Community Facs. Dist. No. 90-1, Special Tax Bonds, Capital Appreciation Bonds, Series 2012-A, Assured Guaranty Municipal insured, 0% 8/1/2037	USD1,600	\$ 950
Palmdale Elementary School Dist., Community Facs. Dist. No. 90-1, Special Tax Bonds, Capital Appreciation Bonds, Series 1999, Assured Guaranty Municipal insured, 0% 8/1/2038	1,190	675
Palmdale Elementary School Dist., Community Facs. Dist. No. 90-1, Special Tax Bonds, Capital Appreciation Bonds, Series 2012-A, Assured Guaranty Municipal insured, 0% 8/1/2038	1,505	853
Palmdale Elementary School Dist., Community Facs. Dist. No. 90-1, Special Tax Bonds, Capital Appreciation Bonds, Series 1999, Assured Guaranty Municipal insured, 0% 8/1/2039	240	129
Palmdale Elementary School Dist., Community Facs. Dist. No. 90-1, Special Tax Bonds, Capital Appreciation Bonds, Series 2012-A, Assured Guaranty Municipal insured, 0% 8/1/2039	840	453
Palo Alto Unified School Dist., G.O. Bonds, Capital Appreciation Bonds, 2008 Election, Series 2008, 0% 8/1/2032	2,500	1,956
Palomar Community College Dist., Rev. Ref. Bonds, Series 2015, 5.00% 5/1/2032	3,000	3,083
Palomar Health, G.O. Rev. Ref. Bonds, Series 2016-B, 4.00% 8/1/2030	1,000	1,025
Palomar Health, G.O. Rev. Ref. Bonds, Series 2016-A, 5.00% 8/1/2034	970	1,028
Palomar Pomerado Health, G.O. Bonds, Capital Appreciation Bonds, 2004 Election, Series 2009-A, Assured Guaranty insured, 0% 8/1/2028	3,000	2,600
Palomar Pomerado Health, G.O. Bonds, Capital Appreciation Bonds, 2004 Election, Series 2009-A, Assured Guaranty insured, 0% 8/1/2029	6,550	5,503
Palomar Pomerado Health, G.O. Bonds, Capital Appreciation Bonds, 2004 Election, Series 2009-A, Assured Guaranty insured, 0% 8/1/2031	3,000	2,358
Pasadena Unified School Dist., G.O. Bonds, 2008 Election, Series 2016, 4.00% 8/1/2036	675	689
Paso Robles Joint Unified School Dist., G.O. Rev. Ref. Bonds, Series 2016, BAM insured, 4.00% 9/1/2028	915	940
City of Patterson, West Patterson Fncg. Auth., Community Facs. Dist. No. 2005-1 (West Patterson Business Park), Special Tax Bonds, Series 2021, 4.00% 9/1/2043	600	557
City of Patterson, West Patterson Fncg. Auth., Community Facs. Dist. No. 2005-1 (West Patterson Business Park), Special Tax Bonds, Series 2021, 4.00% 9/1/2046	745	675
City of Patterson, West Patterson Fncg. Auth., Community Facs. Dist. No. 2005-1 (West Patterson Business Park), Special Tax Bonds, Series 2021, 4.00% 9/1/2049	1,780	1,583
City of Patterson, West Patterson Fncg. Auth., Community Facs. Dist. No. 2018-1 (Villages of Patterson), Special Tax Bonds, Series 2021, 4.00% 9/1/2036	250	247
City of Patterson, West Patterson Fncg. Auth., Community Facs. Dist. No. 2018-1 (Villages of Patterson), Special Tax Bonds, Series 2021, 4.00% 9/1/2041	375	349
City of Patterson, West Patterson Fncg. Auth., Community Facs. Dist. No. 2018-1 (Villages of Patterson), Special Tax Bonds, Series 2021, 4.00% 9/1/2046	555	497
City of Patterson, West Patterson Fncg. Auth., Community Facs. Dist. No. 2018-1 (Villages of Patterson), Special Tax Bonds, Series 2021, 4.00% 9/1/2051	765	665
Peninsula Corridor Joint Powers Board, Farebox Rev. Bonds, Series 2019-A, 5.00% 10/1/2049	8,035	8,264
City of Perris, Joint Powers Auth., Local Agcy. Rev. Ref. Bonds (CFD No. 2001-1 IA Nos. 4 and 5; CFD No. 2005-1 IA4), Series 2017-B, 5.00% 9/1/2035	1,000	1,051
City of Perris, Joint Powers Auth., Local Agcy. Rev. Ref. Bonds (CFD No. 2001-1 IA Nos. 4 and 5; CFD No. 2005-1 IA4), Series 2017-B, 5.00% 9/1/2037	1,325	1,381
Perris Union High School Dist., Fncg. Auth., Rev. Bonds, Series 2015, 5.00% 9/1/2031	1,325	1,347
Perris Union High School Dist., Fncg. Auth., Rev. Bonds, Series 2015, 5.00% 9/1/2034	1,490	1,515
Pleasanton Unified School Dist., G.O. Bonds, 2022 Election, Series 2023, 4.00% 8/1/2040	600	625
Pleasanton Unified School Dist., G.O. Bonds, 2022 Election, Series 2023, 4.00% 8/1/2041	500	519
Pollution Control Fncg. Auth., Rev. Bonds (San Jose Water Co. Project), Series 2016, AMT, 4.75% 11/1/2046	11,475	11,704
Pollution Control Fncg. Auth., Solid Waste Disposal Rev. Ref. Bonds (Waste Management, Inc. Project), Series 2015-B-2, AMT, 3.125% 11/1/2040 (put 11/3/2025)	2,000	1,965
Pollution Control Fncg. Auth., Water Facs. Rev. Bonds (American Water Capital Corp. Project), Series 2020, 3.70% 8/1/2040 (put 9/1/2028)	1,790	1,807
City of Poway, Successor Agcy. to the Redev. Agcy., Tax Allocation Rev. Ref. Bonds (Paguay Redev. Project), Series 2015-A, 5.00% 12/15/2030	1,590	1,816
Poway Unified School Dist., Public Fncg. Auth., Special Tax Rev. Ref. Bonds, Series 2015-A, 5.00% 9/1/2030	1,345	1,379
Poway Unified School Dist., Public Fncg. Auth., Special Tax Rev. Ref. Bonds, Series 2015-B, BAM insured, 5.00% 9/1/2030	985	1,025
Poway Unified School Dist., Public Fncg. Auth., Special Tax Rev. Ref. Bonds, Series 2016-A, 5.00% 9/1/2030	1,820	1,926
Poway Unified School Dist., Public Fncg. Auth., Special Tax Rev. Ref. Bonds, Series 2015-A, 5.00% 9/1/2032	1,600	1,640
Poway Unified School Dist., Public Fncg. Auth., Special Tax Rev. Ref. Bonds, Series 2015-B, BAM insured, 5.00% 9/1/2033	1,205	1,251
Poway Unified School Dist., Public Fncg. Auth., Special Tax Rev. Ref. Bonds, Series 2015-A, 5.00% 9/1/2034	995	1,020
Poway Unified School Dist., Public Fncg. Auth., Special Tax Rev. Ref. Bonds, Series 2015-A, 5.00% 9/1/2035	995	1,019
Poway Unified School Dist., Public Fncg. Auth., Special Tax Rev. Ref. Bonds, Series 2015-A, 5.00% 9/1/2036	1,485	1,518

The Tax-Exempt Fund of California (continued)

Bonds, notes & other debt instruments (continued)	Principal amount (000)	Value (000)
California (continued)		
Poway Unified School Dist., School Facs. Improvement Dist. No. 2007-1, G.O. Bonds, Capital Appreciation Bonds, 2008 Election, Series 2011-B, 0% 8/1/2035	USD3,500	\$ 2,393
Public Fin. Auth., Charter School Rev. Bonds (LaVerne Elementary Preparatory Academy Project), Series 2019-A, 5.00% 6/15/2039 ³	1,370	1,305
Public Fin. Auth., Charter School Rev. Bonds (LaVerne Elementary Preparatory Academy Project), Series 2019-A, 5.00% 6/15/2049 ³	1,900	1,725
Public Fin. Auth., Reassessment Rev. Ref. Bonds, Series 2019, 5.00% 9/2/2027	1,375	1,448
Public Fin. Auth., Rev. Bonds (Henry Mayo Newhall Memorial Hospital), Series 2017, 5.00% 10/15/2037	2,000	2,030
Public Fin. Auth., Rev. Bonds (Henry Mayo Newhall Memorial Hospital), Series 2017, 5.00% 10/15/2047	4,025	4,041
Public Fin. Auth., Rev. Bonds (Henry Mayo Newhall Memorial Hospital), Series 2021-B, 4.00% 10/15/2051 (put 10/15/2031)	690	681
Public Fin. Auth., Rev. Bonds (Hoag Memorial Hospital Presbyterian), Series 2022-A, 5.00% 7/15/2046	1,550	1,715
Public Fin. Auth., Rev. Ref. Bonds (O'Conner Woods), Series 2022, 4.00% 1/1/2025	440	444
Public Fin. Auth., Rev. Ref. Bonds (O'Conner Woods), Series 2022, 4.00% 1/1/2030	490	523
Public Fin. Auth., Rev. Ref. Bonds (O'Conner Woods), Series 2022, 4.00% 1/1/2043	10,155	10,347
Public Fin. Auth., Rev. Ref. Bonds (Sharp Healthcare), Series 2024-A, 5.00% 8/1/2028	4,020	4,452
Public Fin. Auth., Rev. Ref. Bonds (Sharp Healthcare), Series 2024-A, 5.00% 8/1/2033	3,050	3,718
Public Fin. Auth., Senior Living Rev. and Rev. Ref. Green Bonds (Enso Village Project), Series 2021-B-3, 2.125% 11/15/2027 ³	330	330
Public Fin. Auth., Senior Living Rev. and Rev. Ref. Green Bonds (Enso Village Project), Series 2021-B-2, 2.375% 11/15/2028 ³	750	731
Public Fin. Auth., Senior Living Rev. and Rev. Ref. Green Bonds (Enso Village Project), Series 2021-A, 5.00% 11/15/2036 ³	375	339
Public Fin. Auth., Senior Living Rev. and Rev. Ref. Green Bonds (Enso Village Project), Series 2021-A, 5.00% 11/15/2046 ³	1,145	946
Public Fin. Auth., Senior Living Rev. and Rev. Ref. Green Bonds (Enso Village Project), Series 2021-A, 5.00% 11/15/2051 ³	190	152
Public Fin. Auth., Senior Living Rev. and Rev. Ref. Green Bonds (Enso Village Project), Series 2021-A, 5.00% 11/15/2056 ³	355	278
Public Works Board, Lease Rev. Bonds, Series 2021-C, 4.00% 11/1/2046	10,140	10,236
Public Works Board, Lease Rev. Green Bonds (Dept. of General Services, Sacramento Region New Natural Resources Headquarters), Series 2021-C, 4.00% 11/1/2037	1,750	1,862
Public Works Board, Lease Rev. Green Bonds (Dept. of General Services, Sacramento Region New Natural Resources Headquarters), Series 2021-C, 4.00% 11/1/2038	1,500	1,585
Public Works Board, Lease Rev. Ref. Bonds (Various Capital Projects), Series 2021-A, 5.00% 2/1/2030	1,000	1,144
Public Works Board, Lease Rev. Ref. Bonds (Various Capital Projects), Series 2023-C, 5.00% 9/1/2035	1,595	1,920
City of Rancho Cordova, Community Facs. Dist. No. 2003-1 (Sunridge Anatolia), Special Tax Bonds, Series 2016, 4.00% 9/1/2037	500	500
City of Rancho Cordova, Community Facs. Dist. No. 2018-1 (The Grantline 208 Project), Special Tax Bonds, Series 2021-B, 4.00% 9/1/2036	440	442
City of Rancho Cordova, Community Facs. Dist. No. 2018-1 (The Grantline 208 Project), Special Tax Bonds, Series 2021-B, 4.00% 9/1/2046	1,150	1,059
City of Rancho Cordova, Community Facs. Dist. No. 2018-1 (The Grantline 208 Project), Special Tax Bonds, Series 2021-B, 4.00% 9/1/2051	1,220	1,083
City of Rancho Cordova, Community Facs. Dist. No. 2022-1 (Artista Del Sol), Special Tax Bonds, Series 2023, 5.125% 9/1/2043	775	810
City of Rancho Cordova, Community Facs. Dist. No. 2022-1 (Artista Del Sol), Special Tax Bonds, Series 2023, 5.375% 9/1/2053	1,300	1,352
City of Rancho Cucamonga, Successor Agcy. to the Redev. Agcy., Tax Allocation Rev. Ref. Bonds (Rancho Redev. Project Area), Series 2014, Assured Guaranty Municipal insured, 5.00% 9/1/2025	1,500	1,516
City of Rancho Cucamonga, Successor Agcy. to the Redev. Agcy., Tax Allocation Rev. Ref. Bonds (Rancho Redev. Project Area), Series 2014, Assured Guaranty Municipal insured, 5.00% 9/1/2026	1,000	1,011
City of Rancho Cucamonga, Successor Agcy. to the Redev. Agcy., Tax Allocation Rev. Ref. Bonds (Rancho Redev. Project Area), Series 2014, Assured Guaranty Municipal insured, 5.00% 9/1/2029	4,065	4,108
City of Rancho Mirage, Community Facs. Dist. No. 4B (Del Webb Project), Special Tax Bonds, Series 2021, 4.00% 9/1/2051	550	487
City of Rancho Santa Fe, Community Services Dist., Rev. Bonds, Series 2016-A, BAM insured, 5.00% 9/1/2029	1,125	1,176
City of Redding, Wastewater System Rev. Ref. Bonds, Series 2020, 5.00% 6/1/2032	620	713
City of Redding, Wastewater System Rev. Ref. Bonds, Series 2020, 5.00% 6/1/2033	465	535
City of Rialto, Community Facs. Dist. No. 2019-2 (Foothill/Spruce), Special Tax Bonds, Series 2022, 4.25% 9/1/2042	770	745
Rialto Unified School Dist., G.O. Bonds, 2022 Election, Series 2023, BAM insured, 0% 8/1/2034	500	341
Rialto Unified School Dist., G.O. Bonds, 2022 Election, Series 2023, BAM insured, 0% 8/1/2044	1,000	385

The Tax-Exempt Fund of California (continued)

Bonds, notes & other debt instruments (continued)

	Principal amount (000)	Value (000)
California (continued)		
Rialto Unified School Dist., G.O. Bonds, 2022 Election, Series 2023, BAM insured, 0% 8/1/2045	USD1,625	\$ 592
Rialto Unified School Dist., G.O. Bonds, 2022 Election, Series 2023, BAM insured, 0% 8/1/2046	1,000	343
Rialto Unified School Dist., G.O. Bonds, 2022 Election, Series 2023, BAM insured, 0% 8/1/2047	1,175	381
Rialto Unified School Dist., G.O. Bonds, 2022 Election, Series 2023, BAM insured, 5.00% 8/1/2052	1,720	1,888
Rio Hondo Community College Dist., G.O. Bonds, Capital Appreciation Bonds, 2004 Election, Series 2010-C, 0% 8/1/2028	1,000	873
River Islands Public Fncg. Auth., Community Facs. Dist. No. 2003-1 (Public Improvements), Special Tax Bonds, Series 2019-A, 5.00% 9/1/2043	3,035	3,101
River Islands Public Fncg. Auth., Community Facs. Dist. No. 2003-1 (Public Improvements), Special Tax Bonds, Series 2019-A, 5.00% 9/1/2048	6,000	6,069
River Islands Public Fncg. Auth., Community Facs. Dist. No. 2003-1 (Public Improvements), Special Tax Rev. Ref. Bonds, Series 2022-A-1, Assured Guaranty Municipal insured, 5.25% 9/1/2052	3,000	3,280
River Islands Public Fncg. Auth., Community Facs. Dist. No. 2019-1 (Public Improvements), Special Tax Bonds, Series 2019, 5.00% 9/1/2040	4,685	4,759
River Islands Public Fncg. Auth., Community Facs. Dist. No. 2021-1 (Public Improvements), Special Tax Bonds, Series 2021-1, 4.00% 9/1/2026	380	381
River Islands Public Fncg. Auth., Community Facs. Dist. No. 2021-1 (Public Improvements), Special Tax Bonds, Series 2021-1, 4.00% 9/1/2027	430	431
River Islands Public Fncg. Auth., Community Facs. Dist. No. 2021-1 (Public Improvements), Special Tax Bonds, Series 2021-1, 4.00% 9/1/2029	250	251
River Islands Public Fncg. Auth., Community Facs. Dist. No. 2021-1 (Public Improvements), Special Tax Bonds, Series 2021-1, 4.00% 9/1/2033	590	592
River Islands Public Fncg. Auth., Community Facs. Dist. No. 2021-1 (Public Improvements), Special Tax Bonds, Series 2021-1, 4.00% 9/1/2041	750	703
River Islands Public Fncg. Auth., Community Facs. Dist. No. 2021-1 (Public Improvements), Special Tax Bonds, Series 2021-1, 4.00% 9/1/2046	450	403
River Islands Public Fncg. Auth., Community Facs. Dist. No. 2021-1 (Public Improvements), Special Tax Bonds, Series 2021-1, 4.00% 9/1/2051	1,395	1,197
City of Riverside, Sewer Rev. Bonds, Series 2015-A, 5.00% 8/1/2031	2,500	2,583
County of Riverside, Successor Agcy. to the Redev. Agcy., Tax Allocation Rev. Ref. Bonds (Jurupa Valley Redev. Project Area), Series 2015-B, Assured Guaranty Municipal insured, 5.00% 10/1/2028	2,000	2,072
County of Riverside, Transportation Commission, Toll Rev. Ref. Bonds, Series 2021-B-2, 3.00% 6/1/2044	1,894	1,570
County of Riverside, Transportation Commission, Toll Rev. Ref. Bonds, Series 2021-B-2, 3.00% 6/1/2048	2,288	1,800
County of Riverside, Transportation Commission, Toll Rev. Ref. Bonds, Series 2021-B-1, BAM insured, 3.00% 6/1/2049	10,500	8,371
County of Riverside, Transportation Commission, Toll Rev. Ref. Bonds (RCTC 91 Express Lanes), Series 2021-B-1, 4.00% 6/1/2046	1,020	1,013
Riverside Unified School Dist., Fncg. Auth., Special Tax Rev. Ref. Bonds, Series 2015, BAM insured, 5.00% 9/1/2032	1,100	1,130
Riverside Unified School Dist., Fncg. Auth., Special Tax Rev. Ref. Bonds, Series 2015, BAM insured, 5.00% 9/1/2033	2,315	2,377
Riverside Unified School Dist., Fncg. Auth., Special Tax Rev. Ref. Bonds, Series 2015, BAM insured, 5.00% 9/1/2034	1,500	1,539
Riverside Unified School Dist., Fncg. Auth., Special Tax Rev. Ref. Bonds, Series 2015, BAM insured, 5.00% 9/1/2035	890	912
Riverside Unified School Dist., Special Tax Bonds, Series 2021, 4.00% 9/1/2045	375	348
Riverside Unified School Dist., Special Tax Bonds, Series 2021, 4.00% 9/1/2050	600	537
Romoland School Dist., Community Facs. Dist. No. 2004-1 (Heritage Lake), Improvement Area No. 4, Special Tax Bonds, Series 2020-A, 4.00% 9/1/2038	550	537
Romoland School Dist., Community Facs. Dist. No. 2004-1 (Heritage Lake), Improvement Area No. 4, Special Tax Bonds, Series 2020-A, 4.00% 9/1/2045	750	692
Romoland School Dist., Community Facs. Dist. No. 2006-1 (Brendle Mills), Special Tax Bonds, Series 2017, 5.00% 9/1/2039	990	1,023
Romoland School Dist., Community Facs. Dist. No. 91-1, Special Tax Bonds, Series 2017, 5.00% 9/1/2027	250	263
Romoland School Dist., Community Facs. Dist. No. 91-1, Special Tax Bonds, Series 2017, 5.00% 9/1/2028	360	380
Romoland School Dist., Community Facs. Dist. No. 91-1, Special Tax Bonds, Series 2017, 5.00% 9/1/2031	830	875
Romoland School Dist., Community Facs. Dist. No. 91-1, Special Tax Bonds, Series 2017, 5.00% 9/1/2034	855	901
Romoland School Dist., Community Facs. Dist. No. 91-1, Special Tax Bonds, Series 2017, 5.00% 9/1/2035	1,140	1,199
Romoland School Dist., Community Facs. Dist. No. 91-1, Special Tax Bonds, Series 2017, 5.00% 9/1/2037	1,000	1,042
Romoland School Dist., Community Facs. Dist. No. 91-1, Special Tax Bonds, Series 2017, 5.00% 9/1/2041	1,255	1,293
City of Roseville, Community Facs. Dist. No. 1 (Creekview), Special Tax Bonds, Series 2021, 3.00% 9/1/2024	95	94

The Tax-Exempt Fund of California (continued)

Bonds, notes & other debt instruments (continued)	Principal amount (000)	Value (000)
California (continued)		
City of Roseville, Community Facs. Dist. No. 1 (Creekview), Special Tax Bonds, Series 2021, 3.00% 9/1/2025	USD110	\$ 107
City of Roseville, Community Facs. Dist. No. 1 (Creekview), Special Tax Bonds, Series 2021, 4.00% 9/1/2026	125	125
City of Roseville, Community Facs. Dist. No. 1 (Creekview), Special Tax Bonds, Series 2021, 4.00% 9/1/2027	145	146
City of Roseville, Community Facs. Dist. No. 1 (Creekview), Special Tax Bonds, Series 2021, 4.00% 9/1/2028	165	167
City of Roseville, Community Facs. Dist. No. 1 (Creekview), Special Tax Bonds, Series 2021, 4.00% 9/1/2029	185	188
City of Roseville, Community Facs. Dist. No. 1 (Creekview), Special Tax Bonds, Series 2021, 4.00% 9/1/2030	205	209
City of Roseville, Community Facs. Dist. No. 1 (Creekview), Special Tax Bonds, Series 2021, 4.00% 9/1/2041	1,215	1,161
City of Roseville, Community Facs. Dist. No. 1 (Creekview), Special Tax Bonds, Series 2021, 4.00% 9/1/2046	1,145	1,048
City of Roseville, Community Facs. Dist. No. 1 (Creekview), Special Tax Bonds, Series 2021, 4.00% 9/1/2051	2,815	2,490
City of Roseville, Community Facs. Dist. No. 1 (The Fountains), Special Tax Rev. Ref. Bonds, Series 2016, 5.00% 9/1/2038	1,650	1,694
City of Roseville, Community Facs. Dist. No. 1 (Villages at Sierra Vista), Special Tax Bonds, Series 2021, 4.00% 9/1/2037	220	219
City of Roseville, Community Facs. Dist. No. 1 (Villages at Sierra Vista), Special Tax Bonds, Series 2021, 4.00% 9/1/2041	305	290
City of Roseville, Community Facs. Dist. No. 1 (Villages at Sierra Vista), Special Tax Bonds, Series 2021, 4.00% 9/1/2046	1,040	946
City of Roseville, Community Facs. Dist. No. 1 (Villages at Sierra Vista), Special Tax Bonds, Series 2021, 4.00% 9/1/2051	710	625
City of Roseville, Community Facs. Dist. No. 1 (Westpark), Special Tax Rev. Ref. Bonds, Series 2015, 5.00% 9/1/2024	1,005	1,012
City of Roseville, Community Facs. Dist. No. 1 (Westpark), Special Tax Rev. Ref. Bonds, Series 2015, 5.00% 9/1/2026	500	512
City of Roseville, Community Facs. Dist. No. 1 (Westpark), Special Tax Rev. Ref. Bonds, Series 2015, 5.00% 9/1/2027	230	236
City of Roseville, Community Facs. Dist. No. 1 (Westpark), Special Tax Rev. Ref. Bonds, Series 2015, 5.00% 9/1/2028	1,000	1,025
City of Roseville, Community Facs. Dist. No. 1 (Westpark), Special Tax Rev. Ref. Bonds, Series 2015, 5.00% 9/1/2030	500	512
City of Roseville, Community Facs. Dist. No. 5 (Fiddymont Ranch), Special Tax Bonds, Series 2021, 4.00% 9/1/2041	750	724
City of Roseville, Natural Gas Fncg. Auth., Gas Rev. Bonds, Series 2007, 5.00% 2/15/2024	3,300	3,301
Rowland Unified School Dist., G.O. Bonds, 2006 Election, Capital Appreciation Bonds, Series 2009-B, 0% 8/1/2034	4,000	2,689
City of Sacramento, Community Facs. Dist. No. 2006-02 (Natomas Central), Special Tax Bonds, Series 2016, 5.00% 9/1/2041	235	241
City of Sacramento, Community Facs. Dist. No. 2006-02 (Natomas Central), Special Tax Bonds, Series 2016, 5.00% 9/1/2046	1,750	1,782
City of Sacramento, Community Facs. Dist. No. 2015-04 (McKinley Village Improvements), Special Tax Bonds, Series 2020, BAM insured, 4.00% 9/1/2040	1,100	1,126
City of Sacramento, Community Facs. Dist. No. 2015-04 (McKinley Village Improvements), Special Tax Bonds, Series 2020, BAM insured, 4.00% 9/1/2046	2,850	2,869
City of Sacramento, Community Facs. Dist. No. 2019-01 (Delta Shores), Improvement Area No. 2, Special Tax Bonds, Series 2022, 5.50% 9/1/2052	260	264
City of Sacramento, Community Facs. Dist. No. 2019-01 (Delta Shores), Improvement Area No. 2, Special Tax Bonds, Series 2022, 5.75% 9/1/2052	630	650
County of Sacramento, Airport System Rev. Ref. Bonds, Series 2018-C, AMT, 5.00% 7/1/2028	1,455	1,555
County of Sacramento, Airport System Rev. Ref. Bonds, Series 2018-C, AMT, 5.00% 7/1/2033	3,000	3,170
County of Sacramento, Airport System Rev. Ref. Bonds, Series 2018-C, AMT, 5.00% 7/1/2034	3,000	3,167
County of Sacramento, Airport System Rev. Ref. Bonds, Series 2018-C, AMT, 5.00% 7/1/2035	4,000	4,213
County of Sacramento, Airport System Rev. Ref. Bonds, Series 2016-B, 5.00% 7/1/2036	1,000	1,045
County of Sacramento, Airport System Rev. Ref. Bonds, Series 2020, BAM insured, 4.00% 7/1/2037	2,400	2,532
County of Sacramento, Community Facs. Dist. No. 2005-2 (North Vineyard Station No. 1), Special Tax Bonds, Series 2016, 5.00% 9/1/2040	1,090	1,115

The Tax-Exempt Fund of California (continued)

Bonds, notes & other debt instruments (continued)	Principal amount (000)	Value (000)
California (continued)		
County of Sacramento, Community Facs. Dist. No. 2014-2 (North Vineyard Station No. 2), Special Tax Bonds, Series 2021, 4.00% 9/1/2036	USD530	\$ 525
County of Sacramento, Community Facs. Dist. No. 2014-2 (North Vineyard Station No. 2), Special Tax Bonds, Series 2021, 4.00% 9/1/2041	650	609
Sacramento Area Flood Control Agcy., Consolidated Capital Assessment Dist. No. 2, Rev. Bonds, Series 2016-A, 5.00% 10/1/2041	1,000	1,044
Sacramento Unified School Dist., G.O. Bonds, 2012 Election, Series 2022-A, BAM insured, 5.50% 8/1/2047	1,940	2,168
Sacramento Unified School Dist., G.O. Bonds, 2020 Election, Series 2022-A, BAM insured, 5.00% 8/1/2036	340	386
Sacramento Unified School Dist., G.O. Bonds, 2020 Election, Series 2022-A, BAM insured, 5.50% 8/1/2052	1,925	2,136
Sacramento Unified School Dist., G.O. Bonds, 2021 Election, Series 2021-G, Assured Guaranty Municipal insured, 4.00% 8/1/2044	1,315	1,331
Sacramento Unified School Dist., G.O. Bonds, 2021 Election, Series 2021-G, Assured Guaranty Municipal insured, 4.00% 8/1/2049	4,190	4,181
Sacramento Unified School Dist., G.O. Bonds, Capital Appreciation Bonds, 2002 Election, Series 2007, Assured Guaranty Municipal insured, 0% 7/1/2028	4,575	4,022
County of San Bernardino and Cities of Colton, Loma Linda and San Bernardino, Successor Agcy. to the Inland Valley Dev. Agcy., Tax Allocation Rev. Ref. Bonds, Series 2014-A, 5.00% 9/1/2044	3,750	3,750
County of San Bernardino, Community Facs. Dist. No. 2006-1 (Lytle Creek North), Improvement Area No. 1, Special Tax Bonds, Series 2015, 5.00% 9/1/2040	1,000	1,014
County of San Bernardino, Community Facs. Dist. No. 2006-1 (Lytle Creek North), Improvement Area No. 6, Special Tax Bonds, Series 2018, 5.00% 9/1/2043	1,860	1,925
County of San Bernardino, Community Facs. Dist. No. 2006-1 (Lytle Creek North), Improvement Area No. 6, Special Tax Bonds, Series 2018, 5.00% 9/1/2048	1,775	1,828
San Bernardino Unified School Dist., G.O. Rev. Ref. Bonds, Series 2017-D, Assured Guaranty Municipal insured, 4.00% 8/1/2042	1,175	1,182
City of San Clemente, Community Facs. Dist. No. 2006-1 (Marblehead Coastal), Special Tax Bonds, Series 2015, 5.00% 9/1/2030	245	251
City of San Clemente, Community Facs. Dist. No. 2006-1 (Marblehead Coastal), Special Tax Bonds, Series 2015, 5.00% 9/1/2031	480	492
City of San Clemente, Community Facs. Dist. No. 2006-1 (Marblehead Coastal), Special Tax Bonds, Series 2015, 5.00% 9/1/2032	480	492
City of San Diego, Community Facs. Dist. No. 4 (Black Mountain Ranch Villages), Special Tax Bonds, Series 2016, 5.00% 9/1/2037	970	1,001
City of San Diego, Housing Auth., Multi Family Housing Rev. Bonds, Series 2023-B, 5.00% 5/1/2057 (put 11/1/2026)	3,570	3,717
City of San Diego, Public Facs. Fncg. Auth., Water Rev. Bonds, Series 2020-A, 4.00% 8/1/2045	1,000	1,015
County of San Diego, Community Facs. Dist. No. 2008-1 (Harmony Grove Village), Improvement Area No. 1, Special Tax Bonds, Series 2020-A, 4.00% 9/1/2032	125	127
County of San Diego, Community Facs. Dist. No. 2008-1 (Harmony Grove Village), Improvement Area No. 1, Special Tax Bonds, Series 2020-A, 4.00% 9/1/2032	100	102
County of San Diego, Community Facs. Dist. No. 2008-1 (Harmony Grove Village), Improvement Area No. 1, Special Tax Bonds, Series 2020-A, 4.00% 9/1/2033	100	102
County of San Diego, Community Facs. Dist. No. 2008-1 (Harmony Grove Village), Improvement Area No. 1, Special Tax Bonds, Series 2020-A, 4.00% 9/1/2034	265	270
County of San Diego, Community Facs. Dist. No. 2008-1 (Harmony Grove Village), Improvement Area No. 1, Special Tax Bonds, Series 2020-A, 4.00% 9/1/2034	100	102
County of San Diego, Community Facs. Dist. No. 2008-1 (Harmony Grove Village), Improvement Area No. 1, Special Tax Bonds, Series 2020-A, 4.00% 9/1/2035	125	127
County of San Diego, Community Facs. Dist. No. 2008-1 (Harmony Grove Village), Improvement Area No. 1, Special Tax Bonds, Series 2020-A, 4.00% 9/1/2036	170	171
County of San Diego, Community Facs. Dist. No. 2008-1 (Harmony Grove Village), Improvement Area No. 1, Special Tax Bonds, Series 2020-A, 4.00% 9/1/2037	175	175
County of San Diego, Community Facs. Dist. No. 2008-1 (Harmony Grove Village), Improvement Area No. 1, Special Tax Bonds, Series 2020-A, 4.00% 9/1/2038	855	847
County of San Diego, Community Facs. Dist. No. 2008-1 (Harmony Grove Village), Improvement Area No. 1, Special Tax Bonds, Series 2020-A, 4.00% 9/1/2039	410	401
County of San Diego, Community Facs. Dist. No. 2008-1 (Harmony Grove Village), Improvement Area No. 1, Special Tax Bonds, Series 2020-A, 4.00% 9/1/2040	100	97
County of San Diego, Community Facs. Dist. No. 2008-1 (Harmony Grove Village), Improvement Area No. 1, Special Tax Bonds, Series 2020-A, 4.00% 9/1/2045	550	510
County of San Diego, Community Facs. Dist. No. 2008-1 (Harmony Grove Village), Improvement Area No. 1, Special Tax Bonds, Series 2020-A, 4.00% 9/1/2050	1,000	894

The Tax-Exempt Fund of California (continued)

Bonds, notes & other debt instruments (continued)

	Principal amount (000)	Value (000)
California (continued)		
County of San Diego, Community Facs. Dist. No. 2008-1 (Harmony Grove Village), Improvement Area No. 2, Special Tax Bonds, Series 2020-A, 4.00% 9/1/2036	USD635	\$ 640
County of San Diego, Community Facs. Dist. No. 2008-1 (Harmony Grove Village), Improvement Area No. 2, Special Tax Bonds, Series 2020-A, 4.00% 9/1/2040	475	461
County of San Diego, Community Facs. Dist. No. 2008-1 (Harmony Grove Village), Improvement Area No. 2, Special Tax Bonds, Series 2020-A, 4.00% 9/1/2045	1,000	927
County of San Diego, Community Facs. Dist. No. 2008-1 (Harmony Grove Village), Improvement Area No. 2, Special Tax Bonds, Series 2020-A, 4.00% 9/1/2050	1,100	983
County of San Diego, Regional Airport Auth., Airport Rev. and Rev. Ref. Bonds, Series 2019-A, 4.00% 7/1/2037	1,000	1,047
County of San Diego, Regional Airport Auth., Airport Rev. and Rev. Ref. Bonds, Series 2019-A, 5.00% 7/1/2044	5,965	6,447
County of San Diego, Regional Airport Auth., Airport Rev. Bonds, Series 2019-B, AMT, 5.00% 7/1/2026	760	787
County of San Diego, Regional Airport Auth., Airport Rev. Bonds, Series 2019-B, AMT, 5.00% 7/1/2027	750	789
County of San Diego, Regional Airport Auth., Airport Rev. Bonds, Series 2019-B, AMT, 5.00% 7/1/2029	1,595	1,732
County of San Diego, Regional Airport Auth., Airport Rev. Bonds, Series 2019-B, AMT, 5.00% 7/1/2030	1,785	1,939
County of San Diego, Regional Airport Auth., Airport Rev. Bonds, Series 2019-B, AMT, 5.00% 7/1/2033	2,280	2,461
County of San Diego, Regional Airport Auth., Airport Rev. Bonds, Series 2017-A, 5.00% 7/1/2035	1,000	1,077
County of San Diego, Regional Airport Auth., Airport Rev. Bonds, Series 2017-B, AMT, 5.00% 7/1/2035	2,495	2,600
County of San Diego, Regional Airport Auth., Airport Rev. Bonds, Series 2017-B, AMT, 5.00% 7/1/2036	750	779
County of San Diego, Regional Airport Auth., Airport Rev. Bonds, Series 2017-B, AMT, 5.00% 7/1/2037	750	776
County of San Diego, Regional Airport Auth., Airport Rev. Bonds, Series 2017-B, AMT, 5.00% 7/1/2042	1,500	1,535
County of San Diego, Regional Airport Auth., Airport Rev. Bonds, Series 2017-B, AMT, 5.00% 7/1/2047	1,000	1,016
County of San Diego, Regional Airport Auth., Airport Rev. Bonds, Series 2023-B, AMT, 5.00% 7/1/2048	3,365	3,564
County of San Diego, Regional Airport Auth., Airport Rev. Bonds, Series 2019-B, AMT, 5.00% 7/1/2049	3,375	3,477
County of San Diego, Regional Airport Auth., Airport Rev. Bonds, Series 2023-B, AMT, 5.00% 7/1/2053	8,000	8,425
County of San Diego, Regional Transportation Commission, Limited Sales Tax Rev. Green Bonds, Series 2020-A, 4.00% 4/1/2048	3,000	3,035
San Diego Unified School Dist., G.O. Dedicated Unlimited Ad Valorem Property Tax Bonds, Series 2016-SR-1, 4.00% 7/1/2031	4,000	4,105
San Diego Unified School Dist., G.O. Dedicated Unlimited Ad Valorem Property Tax Bonds, Series 2016-SR-1, 4.00% 7/1/2032	1,000	1,023
San Diego Unified School Dist., G.O. Dedicated Unlimited Ad Valorem Property Tax Bonds, 2008 Election, Series 2012-E, 0% 7/1/2034	3,000	2,147
San Diego Unified School Dist., G.O. Dedicated Unlimited Ad Valorem Property Tax Bonds, 2012 Election, Series 2017-I, 4.00% 7/1/2047	2,000	2,007
San Diego Unified School Dist., G.O. Dedicated Unlimited Ad Valorem Property Tax Bonds, 2012 Election, Series 2020-M-2, 3.00% 7/1/2050	5,000	3,981
San Diego Unified School Dist., G.O. Dedicated Unlimited Ad Valorem Property Tax Green Bonds, 2018 Election, Series 2023-G-3, 4.00% 7/1/2053	13,265	13,311
San Diego Unified School Dist., G.O. Dedicated Unlimited Ad Valorem Property Tax Green Bonds, 2022 Election, Series 2022-A-3, 4.00% 7/1/2053	5,000	5,017
City and County of San Francisco, Airport Commission, San Francisco International Airport, Rev. Bonds, Series 2023-A-2, AMT, 5.00% 5/1/2029	2,000	2,169
City and County of San Francisco, Airport Commission, San Francisco International Airport, Rev. Bonds, Series 2016-B-2, AMT, 5.00% 5/1/2046	4,000	4,041
City and County of San Francisco, Airport Commission, San Francisco International Airport, Rev. Bonds, Series 2019-A-2, AMT, 5.00% 5/1/2049	4,000	4,127
City and County of San Francisco, Airport Commission, San Francisco International Airport, Rev. Bonds, Series 2019-E-2, AMT, 4.00% 5/1/2050	5,895	5,553
City and County of San Francisco, Airport Commission, San Francisco International Airport, Rev. Bonds, Series 2019-E-2, AMT, 5.00% 5/1/2050	13,630	14,078
City and County of San Francisco, Airport Commission, San Francisco International Airport, Rev. Bonds, Series 2019-F-2, 5.00% 5/1/2050	1,990	2,132
City and County of San Francisco, Airport Commission, San Francisco International Airport, Rev. Ref. Bonds, Series 2023-C, AMT, 5.00% 5/1/2028	1,925	2,054
City and County of San Francisco, Airport Commission, San Francisco International Airport, Rev. Ref. Bonds, Series 2021-A-2, AMT, 5.00% 5/1/2036	6,750	7,417
City and County of San Francisco, Airport Commission, San Francisco International Airport, Rev. Ref. Bonds, Series 2020-A-2, AMT, 5.00% 5/1/2037	4,000	4,306
City and County of San Francisco, Airport Commission, San Francisco International Airport, Rev. Ref. Bonds, Series 2019-A-2, AMT, 5.00% 5/1/2044	3,000	3,125
City and County of San Francisco, Airport Commission, San Francisco International Airport, Rev. Ref. Bonds, Series 2019-E-2, AMT, 5.00% 5/1/2045	4,125	4,288

The Tax-Exempt Fund of California (continued)

Bonds, notes & other debt instruments (continued)	Principal amount (000)	Value (000)
California (continued)		
City and County of San Francisco, Airport Commission, San Francisco International Airport, Rev. Ref. Bonds, Series 2022-A-2, AMT, 5.00% 5/1/2052	USD3,000	\$3,148
City and County of San Francisco, Certs. of Part. (Moscone Convention Center Expansion Project), Series 2017-B, 4.00% 4/1/2038	2,000	2,017
City and County of San Francisco, Community Facs. Dist. No. 2014-1 (Transbay Transit Center), Special Tax Bonds, Series 2022-A, 5.00% 9/1/2042	1,000	1,085
City and County of San Francisco, Community Facs. Dist. No. 2014-1 (Transbay Transit Center), Special Tax Bonds, Series 2022-A, 5.00% 9/1/2047	1,060	1,132
City and County of San Francisco, Community Facs. Dist. No. 2014-1 (Transbay Transit Center), Special Tax Bonds, Series 2022-A, 5.00% 9/1/2052	640	676
City and County of San Francisco, Community Facs. Dist. No. 2016-1 (Treasure Island), Improvement Area No. 1, Special Tax Bonds, Series 2021, 4.00% 9/1/2041	1,950	1,854
City and County of San Francisco, Community Facs. Dist. No. 2016-1 (Treasure Island), Improvement Area No. 1, Special Tax Bonds, Series 2021, 4.00% 9/1/2046	1,745	1,586
City and County of San Francisco, Community Facs. Dist. No. 2016-1 (Treasure Island), Improvement Area No. 1, Special Tax Bonds, Series 2021, 4.00% 9/1/2051	1,035	910
City and County of San Francisco, Community Facs. Dist. No. 2016-1 (Treasure Island), Improvement Area No. 2, Special Tax Bonds, Series 2023-A, 5.00% 9/1/2043 ³	1,230	1,217
City and County of San Francisco, Community Facs. Dist. No. 2016-1 (Treasure Island), Improvement Area No. 2, Special Tax Bonds, Series 2022-A, 4.00% 9/1/2052 ³	1,500	1,290
City and County of San Francisco, Community Facs. Dist. No. 2016-1 (Treasure Island), Improvement Area No. 2, Special Tax Bonds, Series 2023-A, 5.50% 9/1/2053 ³	2,050	2,062
City and County of San Francisco, G.O. Bonds (Earthquake Safety and Emergency Response), Series 2021-E-1, 4.00% 6/15/2043	3,445	3,511
City and County of San Francisco, Infrastructure and Revitalization Fncg. Dist. No. 1 (Treasure Island), Tax Increment Rev. Bonds, Series 2022-A, 5.00% 9/1/2032 ³	500	540
City and County of San Francisco, Infrastructure and Revitalization Fncg. Dist. No. 1 (Treasure Island), Tax Increment Rev. Bonds, Series 2022-A, 5.00% 9/1/2037 ³	500	522
City and County of San Francisco, Infrastructure and Revitalization Fncg. Dist. No. 1 (Treasure Island), Tax Increment Rev. Bonds, Series 2022-A, 5.00% 9/1/2052 ³	2,000	1,957
City and County of San Francisco, Infrastructure and Revitalization Fncg. Dist. No. 1 (Treasure Island), Tax Increment Rev. Bonds, Series 2023-A, 5.50% 9/1/2053 ³	1,530	1,539
City and County of San Francisco, Public Utilities Commission, San Francisco Water Rev. Bonds, Series 2020-D, 3.00% 11/1/2050	3,115	2,531
City and County of San Francisco, Public Utilities Commission, San Francisco Water Rev. Bonds, Series 2020-A, 4.00% 11/1/2050	2,000	2,009
City and County of San Francisco, Public Utilities Commission, San Francisco Water Rev. Bonds, Series 2020-C, 4.00% 11/1/2050	1,000	1,005
City and County of San Francisco, Public Utilities Commission, Wastewater Rev. Green Bonds, Series 2016-A, 4.00% 10/1/2037	6,575	6,633
City and County of San Francisco, Public Utilities Commission, Wastewater Rev. Green Bonds, Series 2023-C, 4.00% 10/1/2048 (put 10/1/2029)	7,625	8,095
City and County of San Francisco, Public Utilities Commission, Wastewater Rev. Green Bonds, Series 2021-A, 4.00% 10/1/2050	5,000	5,027
City and County of San Francisco, Redev. Fin. Auth., Tax Allocation Rev. Bonds (Mission Bay South Redev. Project), Series 2016-B, 5.00% 8/1/2031	425	450
City and County of San Francisco, Redev. Fin. Auth., Tax Allocation Rev. Bonds (Mission Bay South Redev. Project), Series 2016-C, 5.00% 8/1/2033	1,000	1,059
City and County of San Francisco, Redev. Fin. Auth., Tax Allocation Rev. Bonds (Mission Bay South Redev. Project), Series 2016-C, National insured, 5.00% 8/1/2041	2,100	2,188
City and County of San Francisco, Redev. Fin. Auth., Tax Allocation Rev. Bonds (Mission Bay South Redev. Project), Series 2014-A, 5.00% 8/1/2043	2,100	2,108
City and County of San Francisco, Special Tax Dist. No. 2020-1 (Mission Rock Facs. and Services), Dev. Special Tax Bonds, Series 2021-A, 4.00% 9/1/2026 ³	130	130
City and County of San Francisco, Special Tax Dist. No. 2020-1 (Mission Rock Facs. and Services), Dev. Special Tax Bonds, Series 2021-A, 4.00% 9/1/2041 ³	585	539
City and County of San Francisco, Special Tax Dist. No. 2020-1 (Mission Rock Facs. and Services), Dev. Special Tax Bonds, Series 2021-A, 4.00% 9/1/2046 ³	2,475	2,183
City and County of San Francisco, Special Tax Dist. No. 2020-1 (Mission Rock Facs. and Services), Dev. Special Tax Bonds, Series 2023-A, 5.75% 9/1/2050 ³	480	501
City and County of San Francisco, Special Tax Dist. No. 2020-1 (Mission Rock Facs. and Services), Dev. Special Tax Bonds, Series 2021-A, 4.00% 9/1/2051 ³	5,675	4,834

The Tax-Exempt Fund of California (continued)

Bonds, notes & other debt instruments (continued)

	Principal amount (000)	Value (000)
California (continued)		
City and County of San Francisco, Special Tax Dist. No. 2020-1 (Mission Rock Facs. and Services), Dev. Special Tax Bonds, Series 2021-A, 4.00% 9/1/2051 ³	USD1,550	\$ 1,322
City and County of San Francisco, Special Tax Dist. No. 2020-1 (Mission Rock Facs. and Services), Shoreline Special Tax Bonds, Series 2023-C, 5.00% 9/1/2033 ³	655	682
City and County of San Francisco, Special Tax Dist. No. 2020-1 (Mission Rock Facs. and Services), Shoreline Special Tax Bonds, Series 2023-C, 5.50% 9/1/2043 ³	1,000	1,043
City and County of San Francisco, Successor Agcy. to the Redev. Agcy., Community Facs. Dist. No. 6 (Mission Bay South Public Improvements), Special Tax Rev. Ref. Bonds, Series 2013-A, 5.00% 8/1/2024	1,510	1,512
City and County of San Francisco, Successor Agcy. to the Redev. Agcy., Community Facs. Dist. No. 6 (Mission Bay South Public Improvements), Special Tax Rev. Ref. Bonds, Series 2013-A, 5.00% 8/1/2028	1,400	1,402
City and County of San Francisco, Successor Agcy. to the Redev. Agcy., Community Facs. Dist. No. 7 (Hunters Point Shipyard Phase 1 Improvements), Special Tax Rev. Ref. Bonds, Series 2014, 5.00% 8/1/2025	220	221
City and County of San Francisco, Successor Agcy. to the Redev. Agcy., Community Facs. Dist. No. 7 (Hunters Point Shipyard Phase 1 Improvements), Special Tax Rev. Ref. Bonds, Series 2014, 5.00% 8/1/2028	355	358
City and County of San Francisco, Successor Agcy. to the Redev. Agcy., Community Facs. Dist. No. 7 (Hunters Point Shipyard Phase 1 Improvements), Special Tax Rev. Ref. Bonds, Series 2014, 5.00% 8/1/2029	590	595
City and County of San Francisco, Successor Agcy. to the Redev. Agcy., Community Facs. Dist. No. 7 (Hunters Point Shipyard Phase 1 Improvements), Special Tax Rev. Ref. Bonds, Series 2014, 5.00% 8/1/2030	455	459
City of San Francisco, Bay Area Rapid Transit Dist., G.O. Bonds, 2016 Election, Series 2020-C-1, 3.00% 8/1/2037	3,260	2,974
City of San Francisco, Bay Area Rapid Transit Dist., G.O. Green Bonds, 2016 Election, Series 2020-C-1, 3.00% 8/1/2050	13,710	10,845
San Francisco Community College Dist., G.O. Bonds, 2020 Election, Series 2020-A, 4.00% 6/15/2045	5,500	5,549
San Jacinto Unified School Dist., Community Facs. Dist. No. 2003-1, Special Tax Rev. Bonds (Infrastructure Projects), Series 2022, 4.00% 9/1/2050	875	771
San Jacinto Unified School Dist., Fncg. Auth., Special Tax Rev. Bonds, Series 2019, 5.00% 9/1/2028	380	403
San Jacinto Unified School Dist., Fncg. Auth., Special Tax Rev. Bonds, Series 2019, 5.00% 9/1/2030	200	212
San Jacinto Unified School Dist., Fncg. Auth., Special Tax Rev. Bonds, Series 2019, 5.00% 9/1/2031	550	584
San Jacinto Unified School Dist., Fncg. Auth., Special Tax Rev. Bonds, Series 2019, 5.00% 9/1/2033	750	794
San Jacinto Unified School Dist., Fncg. Auth., Special Tax Rev. Ref. Bonds, Series 2017, 5.00% 9/1/2034	765	794
San Jacinto Unified School Dist., Fncg. Auth., Special Tax Rev. Ref. Bonds, Series 2017, 5.00% 9/1/2035	200	208
City of San Jose, Airport Rev. Ref. Bonds, Series 2021-A, AMT, BAM insured, 5.00% 3/1/2029	1,030	1,113
City of San Jose, Airport Rev. Ref. Bonds, Series 2021-A, AMT, BAM insured, 5.00% 3/1/2033	1,500	1,658
City of San Jose, Airport Rev. Ref. Bonds, Series 2017-A, AMT, 5.00% 3/1/2035	1,000	1,039
City of San Jose, Airport Rev. Ref. Bonds, Series 2017-A, AMT, 5.00% 3/1/2037	1,000	1,033
City of San Jose, Airport Rev. Ref. Bonds, Series 2017-A, AMT, 5.00% 3/1/2041	1,500	1,533
City of San Jose, Airport Rev. Ref. Bonds, Series 2017-A, AMT, 5.00% 3/1/2047	10,000	10,123
San Juan Unified School Dist., G.O. Bonds, 2016 Election, Series 2020, 4.00% 8/1/2034	1,000	1,058
San Leandro Unified School Dist., G.O. Bonds, Series 2019-B, BAM insured, 5.00% 8/1/2032	375	418
San Leandro Unified School Dist., G.O. Bonds, Series 2019-B, BAM insured, 5.00% 8/1/2033	355	395
San Leandro Unified School Dist., G.O. Bonds, 2020 Election, Series 2020-A, BAM insured, 4.00% 8/1/2043	1,300	1,305
City of San Luis Obispo, Community Facs. Dist. No. 2019-1 (San Luis Ranch), Special Tax Bonds, Series 2021, 4.00% 9/1/2046	730	665
City of San Luis Obispo, Community Facs. Dist. No. 2019-1 (San Luis Ranch), Special Tax Bonds, Series 2021, 4.00% 9/1/2051	925	814
City of San Marcos, Successor Agcy. to the Redev. Agcy., Tax Allocation Rev. Ref. Bonds, Series 2015-A, 5.00% 10/1/2024	150	152
City of San Marcos, Successor Agcy. to the Redev. Agcy., Tax Allocation Rev. Ref. Bonds, Series 2015-A, 5.00% 10/1/2029	2,000	2,068
San Marcos Unified School Dist., G.O. Rev. Ref. Bonds, Series 2017, 5.00% 8/1/2034	1,615	1,756
San Marcos Unified School Dist., G.O. Rev. Ref. Bonds, Series 2017, 5.00% 8/1/2035	1,280	1,388
San Mateo Community College Dist., G.O. Bonds, Capital Appreciation Bonds, 2005 Election, Series 2006-B, National insured, 0% 9/1/2035	2,000	1,371
San Rafael High School Dist., G.O. Bonds, Series 2019-C, 4.00% 8/1/2043	2,500	2,532
City of San Ramon, Successor Agcy. to the Redev. Agcy., Tax Allocation Rev. Ref. Bonds, Series 2015-A, BAM insured, 5.00% 2/1/2038	2,000	2,025
Sanger Unified School Dist., G.O. Bonds, 2018 Election, Series 2021-C, BAM insured, 3.00% 8/1/2048	2,465	1,983
Sanger Unified School Dist., G.O. Bonds, 2020 Election, Series 2021-A, BAM insured, 3.00% 8/1/2051	3,325	2,619
Sanger Unified School Dist., G.O. Bonds, 2020 Election, Series 2021-A, BAM insured, 4.00% 8/1/2055	1,650	1,653
City of Santa Clarita, Community Facs. Dist. No. 2016-1 (Vista Canyon), Special Tax Bonds, Series 2020, 4.00% 9/1/2024 ³	150	150
City of Santa Clarita, Community Facs. Dist. No. 2016-1 (Vista Canyon), Special Tax Bonds, Series 2020, 4.00% 9/1/2025 ³	175	175

The Tax-Exempt Fund of California (continued)

Bonds, notes & other debt instruments (continued)	Principal amount (000)	Value (000)
California (continued)		
City of Santa Clarita, Community Facs. Dist. No. 2016-1 (Vista Canyon), Special Tax Bonds, Series 2020, 4.00% 9/1/2026 ³	USD200	\$ 200
City of Santa Clarita, Community Facs. Dist. No. 2016-1 (Vista Canyon), Special Tax Bonds, Series 2020, 4.00% 9/1/2028 ³	250	249
City of Santa Clarita, Community Facs. Dist. No. 2016-1 (Vista Canyon), Special Tax Bonds, Series 2020, 4.00% 9/1/2030 ³	110	110
City of Santa Clarita, Community Facs. Dist. No. 2016-1 (Vista Canyon), Special Tax Bonds, Series 2020, 4.00% 9/1/2035 ³	1,010	998
City of Santa Clarita, Community Facs. Dist. No. 2016-1 (Vista Canyon), Special Tax Bonds, Series 2020, 4.00% 9/1/2050 ³	5,820	5,162
Santa Margarita Water Dist., Community Facs. Dist. No. 99-1 (Talega), Special Tax Rev. Ref. Bonds, Series 2014-B, 5.00% 9/1/2026	835	842
Santa Margarita Water Dist., Community Facs. Dist. No. 99-1 (Talega), Special Tax Rev. Ref. Bonds, Series 2014-B, 5.00% 9/1/2038	460	463
City of Santa Monica, Redev. Agcy., Tax Allocation Bonds (Earthquake Recovery Redev. Project), Series 2011, 5.00% 7/1/2032	2,000	2,004
City of Santa Monica, Redev. Agcy., Tax Allocation Bonds (Earthquake Recovery Redev. Project), Series 2011, 5.875% 7/1/2036	1,250	1,253
City of Santa Monica, Redev. Agcy., Tax Allocation Bonds (Earthquake Recovery Redev. Project), Series 2011, 5.875% 7/1/2042	2,500	2,506
Santa Monica-Malibu Unified School Dist., G.O. Bonds, 2012 Election, Series 2019-E, 3.00% 8/1/2033	2,000	1,982
City of Santee, Community Facs. Dist. No. 2017-1 (Weston Infrastructure), Special Tax Bonds, Series 2019, 5.00% 9/1/2027	195	206
City of Santee, Community Facs. Dist. No. 2017-1 (Weston Infrastructure), Special Tax Bonds, Series 2019, 5.00% 9/1/2028	205	219
City of Santee, Community Facs. Dist. No. 2017-1 (Weston Infrastructure), Special Tax Bonds, Series 2019, 5.00% 9/1/2034	350	372
City of Santee, Community Facs. Dist. No. 2017-1 (Weston Infrastructure), Special Tax Bonds, Series 2019, 3.00% 9/1/2036	250	228
City of Santee, Community Facs. Dist. No. 2017-1 (Weston Infrastructure), Special Tax Bonds, Series 2019, 3.00% 9/1/2037	185	165
City of Santee, Community Facs. Dist. No. 2017-1 (Weston Infrastructure), Special Tax Bonds, Series 2019, 3.00% 9/1/2038	270	235
City of Santee, Community Facs. Dist. No. 2017-1 (Weston Infrastructure), Special Tax Bonds, Series 2019, 3.125% 9/1/2039	165	144
City of Santee, Community Facs. Dist. No. 2017-1 (Weston Infrastructure), Special Tax Bonds, Series 2019, 5.00% 9/1/2049	1,940	1,998
Saugus Union School Dist., Community Facs. Dist. No. 2019-1, Special Tax Bonds, Series 2020, 4.00% 9/1/2029	135	137
Saugus Union School Dist., Community Facs. Dist. No. 2019-1, Special Tax Bonds, Series 2020, 4.00% 9/1/2033	215	217
Saugus Union School Dist., Community Facs. Dist. No. 2019-1, Special Tax Bonds, Series 2020, 4.00% 9/1/2034	230	233
Saugus Union School Dist., Community Facs. Dist. No. 2019-1, Special Tax Bonds, Series 2020, 4.00% 9/1/2035	240	242
Saugus Union School Dist., Community Facs. Dist. No. 2019-1, Special Tax Bonds, Series 2020, 4.00% 9/1/2036	275	276
Saugus Union School Dist., Community Facs. Dist. No. 2019-1, Special Tax Bonds, Series 2020, 4.00% 9/1/2037	295	293
Saugus Union School Dist., Community Facs. Dist. No. 2019-1, Special Tax Bonds, Series 2020, 4.00% 9/1/2038	320	312
Saugus Union School Dist., Community Facs. Dist. No. 2019-1, Special Tax Bonds, Series 2020, 4.00% 9/1/2039	345	333
Saugus Union School Dist., Community Facs. Dist. No. 2019-1, Special Tax Bonds, Series 2020, 4.00% 9/1/2040	295	281
Saugus Union School Dist., Fncg. Auth., Special Tax Rev. Bonds, Series 2021-A, BAM insured, 4.00% 9/1/2035	600	632
Saugus Union School Dist., Fncg. Auth., Special Tax Rev. Bonds, Series 2021-A, BAM insured, 4.00% 9/1/2039	700	719
Saugus Union School Dist., Fncg. Auth., Special Tax Rev. Bonds, Series 2021-A, BAM insured, 4.00% 9/1/2041	275	279
Saugus Union School Dist., Fncg. Auth., Special Tax Rev. Bonds, Series 2021-A, BAM insured, 4.00% 9/1/2049	1,250	1,254
Saugus Union School Dist., Saugus/Hart School Facs. Fin. Auth., Community Facs. Dist. No. 2006-1, Special Tax Rev. Bonds, Series 2016, 5.00% 9/1/2033	1,240	1,278
School Fin. Auth., Charter School Rev. Bonds (Aspire Public Schools Obligated Group - Issue No. 5), Series 2021-A, 4.00% 8/1/2051 ³	800	688
School Fin. Auth., Charter School Rev. Bonds (Aspire Public Schools Obligated Group - Issue No. 5), Series 2021-A, 4.00% 8/1/2061 ³	2,275	1,873
School Fin. Auth., Charter School Rev. Bonds (Classical Academies Oceanside Project), Series 2022-A, 5.00% 10/1/2042 ³	1,000	1,003
School Fin. Auth., Charter School Rev. Bonds (Classical Academies Oceanside Project), Series 2022-A, 5.00% 10/1/2061 ³	2,025	1,946
School Fin. Auth., Charter School Rev. Bonds (Classical Academies Project), Series 2017-A, 4.00% 10/1/2027 ³	660	653
School Fin. Auth., Charter School Rev. Bonds (Classical Academies Project), Series 2017-A, 5.00% 10/1/2032 ³	2,500	2,560
School Fin. Auth., Charter School Rev. Bonds (Classical Academies Project), Series 2017-A, 5.00% 10/1/2037 ³	1,485	1,503

The Tax-Exempt Fund of California (continued)

Bonds, notes & other debt instruments (continued)

	Principal amount (000)	Value (000)
California (continued)		
School Fin. Auth., Charter School Rev. Bonds (Classical Academies Project), Series 2017-A, 5.00% 10/1/2044 ³	USD2,805	\$2,808
School Fin. Auth., Charter School Rev. Bonds (Equitas Academy Obligated Group), Series 2018-A, 5.00% 6/1/2029 ³	3,115	3,134
School Fin. Auth., Charter School Rev. Bonds (Equitas Academy Obligated Group), Series 2018-A, 5.00% 6/1/2035 ³	500	496
School Fin. Auth., Charter School Rev. Bonds (Equitas Academy Obligated Group), Series 2018-A, 5.00% 6/1/2041 ³	3,000	2,922
School Fin. Auth., Charter School Rev. Bonds (Equitas Academy Obligated Group), Series 2018-A, 5.00% 6/1/2048 ³	2,795	2,644
School Fin. Auth., Charter School Rev. Bonds (Fenton Charter Public Schools Obligated Group), Series 2020-A, 5.00% 7/1/2040 ³	1,350	1,351
School Fin. Auth., Charter School Rev. Bonds (Fenton Charter Public Schools Obligated Group), Series 2020-A, 5.00% 7/1/2050 ³	750	721
School Fin. Auth., Charter School Rev. Bonds (Fenton Charter Public Schools Obligated Group), Series 2020-A, 5.00% 7/1/2058 ³	1,625	1,551
School Fin. Auth., Charter School Rev. Bonds (Larchmont Charter School Project), Series 2018-A, 5.00% 6/1/2055 ³	1,000	977
School Fin. Auth., Charter School Rev. Bonds (Rocketship Education Obligated Group), Series 2017-A, 5.00% 6/1/2034 ³	750	762
School Fin. Auth., Charter School Rev. Bonds (Rocketship Education Obligated Group), Series 2016-A, 5.00% 6/1/2036 ³	1,000	1,006
School Fin. Auth., Charter School Rev. Bonds (Rocketship Education Obligated Group), Series 2016-A, 5.00% 6/1/2046 ³	750	739
School Fin. Auth., Charter School Rev. Bonds (Rocketship Public Schools Obligated Group), Series 2017-G, 5.00% 6/1/2030 ³	315	323
School Fin. Auth., Charter School Rev. Bonds (Rocketship Public Schools Obligated Group), Series 2017-G, 5.00% 6/1/2047 ³	250	246
School Fin. Auth., Educational Fac. Rev. Bonds (River Springs Charter School Project), Series 2017-A, 5.00% 7/1/2030 ³	1,665	1,689
School Fin. Auth., Educational Fac. Rev. Bonds (River Springs Charter School Project), Series 2017-A, 5.00% 7/1/2037 ³	2,105	2,089
School Fin. Auth., Educational Fac. Rev. Bonds (River Springs Charter School Project), Series 2023-A, 5.75% 7/1/2042 ³	820	836
School Fin. Auth., Educational Fac. Rev. Bonds (River Springs Charter School Project), Series 2015-A, 6.375% 7/1/2046 (preref. 7/1/2025) ³	4,610	4,819
School Fin. Auth., Educational Fac. Rev. Bonds (River Springs Charter School Project), Series 2017-A, 5.00% 7/1/2047 ³	1,000	928
School Fin. Auth., School Fac. Rev. Bonds (Granada Hills Charter Obligated Group), Series 2019, 5.00% 7/1/2043 ³	1,750	1,759
School Fin. Auth., School Fac. Rev. Bonds (Granada Hills Charter Obligated Group), Series 2019, 5.00% 7/1/2049 ³	1,900	1,900
School Fin. Auth., School Fac. Rev. Bonds (Granada Hills Charter Obligated Group), Series 2019, 5.00% 7/1/2054 ³	5,000	4,926
School Fin. Auth., School Fac. Rev. Bonds (KIPP LA Projects), Series 2017-A, 5.00% 7/1/2037 ³	860	885
School Fin. Auth., School Fac. Rev. Bonds (KIPP SoCal Projects), Series 2019-A, 5.00% 7/1/2054 ³	2,150	2,159
School Fin. Auth., School Fac. Rev. Ref. Bonds (High Tech High Learning Project), Series 2017-A, 5.00% 7/1/2037 ³	1,455	1,430
School Fin. Auth., School Fac. Rev. Ref. Bonds (High Tech High Learning Project), Series 2017-A, 5.00% 7/1/2049 ³	5,400	5,075
South Orange County Public Fncg. Auth., Central Utility Fac. Lease Rev. Bonds, Series 2016, 5.00% 4/1/2031	1,250	1,314
South Orange County Public Fncg. Auth., Central Utility Fac. Lease Rev. Bonds, Series 2016, 5.00% 4/1/2032	1,750	1,840
South Orange County Public Fncg. Auth., Central Utility Fac. Lease Rev. Bonds, Series 2016, 5.00% 4/1/2035	2,000	2,094
South Placer Wastewater Auth., Wastewater Rev. Ref. Bonds, Series 2020, 5.00% 11/1/2035	500	618
South San Francisco Unified School Dist., G.O. Bonds, 2022 Election, Series 2023, 4.00% 9/1/2040	1,000	1,038
South San Francisco Unified School Dist., G.O. Bonds, 2022 Election, Series 2023, 4.00% 9/1/2041	1,690	1,745
Southern California Public Power Auth., Gas Project Rev. Bonds (Project No. 1), Series 2007-A, 5.25% 11/1/2025	1,400	1,432
Southern California Public Power Auth., Rev. Ref. Green Bonds (Milford Wind Corridor Phase II Project), Series 2021-1, 5.00% 7/1/2026	385	408
Southern California Public Power Auth., Transmission Project Rev. Bonds (Southern Transmission System Renewal Project), Series 2023-1, 5.25% 7/1/2053	4,000	4,589
Southwestern Community College Dist., G.O. Rev. Ref. Bonds (2019 Crossover), Series 2016-B, 4.00% 8/1/2035	500	513
Statewide Communities Dev. Auth., Community Facs. Dist. No. 2021-01 (Meadowlands), Special Tax Bonds, Series 2021, 4.00% 9/1/2041	2,780	2,624
Statewide Communities Dev. Auth., Community Facs. Dist. No. 2021-01 (Meadowlands), Special Tax Bonds, Series 2021, 4.00% 9/1/2051	1,290	1,127
Statewide Communities Dev. Auth., Community Facs. Dist. No. 2021-02 (Citro), Special Tax Bonds, Series 2022, 4.25% 9/1/2037	1,250	1,258
Statewide Communities Dev. Auth., Community Facs. Dist. No. 2021-02 (Citro), Special Tax Bonds, Series 2022, 5.00% 9/1/2042	1,965	2,039

The Tax-Exempt Fund of California (continued)

Bonds, notes & other debt instruments (continued)

	Principal amount (000)	Value (000)
California (continued)		
Statewide Communities Dev. Auth., Community Facs. Dist. No. 2021-02 (Citro), Special Tax Bonds, Series 2022, 5.00% 9/1/2052	USD500	\$ 507
Statewide Communities Dev. Auth., Health Fac. Rev. Bonds (Montage Health), Series 2021-A, 4.00% 6/1/2040	1,090	1,126
Statewide Communities Dev. Auth., Health Fac. Rev. Bonds (Montage Health), Series 2021-A, 4.00% 6/1/2041	1,160	1,192
Statewide Communities Dev. Auth., Pollution Control Rev. Ref. Bonds (Southern California Edison Co.), Series 2010-A, 1.75% 9/1/2029	7,000	6,160
Statewide Communities Dev. Auth., Rev. Bonds (Adventist Health System/West), Series 2018-A, 5.00% 3/1/2035	1,465	1,560
Statewide Communities Dev. Auth., Rev. Bonds (Adventist Health System/West), Series 2018-A, 4.00% 3/1/2042	1,240	1,211
Statewide Communities Dev. Auth., Rev. Bonds (American Baptist Homes of the West), Series 2015, 5.00% 10/1/2026	75	77
Statewide Communities Dev. Auth., Rev. Bonds (American Baptist Homes of the West), Series 2015, 5.00% 10/1/2027	105	107
Statewide Communities Dev. Auth., Rev. Bonds (American Baptist Homes of the West), Series 2015, 5.00% 10/1/2045	1,700	1,712
Statewide Communities Dev. Auth., Rev. Bonds (Buck Institute for Research on Aging), Series 2014, Assured Guaranty Municipal insured, 5.00% 11/15/2049 (preref. 11/15/2024)	5,250	5,337
Statewide Communities Dev. Auth., Rev. Bonds (Front Porch Communities and Services), Series 2017-A, 5.00% 4/1/2029	405	424
Statewide Communities Dev. Auth., Rev. Bonds (Front Porch Communities and Services), Series 2021-A, 3.00% 4/1/2046	6,790	5,505
Statewide Communities Dev. Auth., Rev. Bonds (Front Porch Communities and Services), Series 2017-A, 4.00% 4/1/2047	250	239
Statewide Communities Dev. Auth., Rev. Bonds (Front Porch Communities and Services), Series 2017-A, 5.00% 4/1/2047	1,815	1,863
Statewide Communities Dev. Auth., Rev. Bonds (Front Porch Communities and Services), Series 2021-A, 2.50% 4/1/2051	2,740	1,864
Statewide Communities Dev. Auth., Rev. Bonds (Front Porch Communities and Services), Series 2021-A, 3.00% 4/1/2051	5,000	3,821
Statewide Communities Dev. Auth., Rev. Bonds (Front Porch Communities and Services), Series 2021-A, 4.00% 4/1/2051	6,450	6,028
Statewide Communities Dev. Auth., Rev. Bonds (Huntington Memorial Hospital), Series 2014, 5.00% 7/1/2044 (preref. 7/1/2024)	1,000	1,008
Statewide Communities Dev. Auth., Rev. Bonds (Huntington Memorial Hospital), Series 2018, 4.00% 7/1/2048	500	501
Statewide Communities Dev. Auth., Rev. Bonds (Kaiser Permanente), Series 2004-L, 5.00% 4/1/2038 (put 11/1/2029)	5,000	5,588
Statewide Communities Dev. Auth., Rev. Bonds (Kaiser Permanente), Series 2004-M, 5.00% 4/1/2038 (put 11/1/2029)	4,000	4,470
Statewide Communities Dev. Auth., Rev. Bonds (Lancer Educational Student Housing Project), Series 2019-A, 5.00% 6/1/2034 ³	100	102
Statewide Communities Dev. Auth., Rev. Bonds (Lancer Educational Student Housing Project), Series 2019-A, 5.00% 6/1/2039 ³	105	105
Statewide Communities Dev. Auth., Rev. Bonds (Lancer Educational Student Housing Project), Series 2019-A, 5.00% 6/1/2051 ³	2,315	2,171
Statewide Communities Dev. Auth., Rev. Bonds (Lancer Plaza Project), Series 2013, 5.625% 11/1/2033	1,350	1,351
Statewide Communities Dev. Auth., Rev. Bonds (Lancer Plaza Project), Series 2013, 5.875% 11/1/2043	935	935
Statewide Communities Dev. Auth., Rev. Bonds (Loma Linda University Medical Center), Series 2014-A, 5.25% 12/1/2044	2,925	2,930
Statewide Communities Dev. Auth., Rev. Bonds (Redlands Community Hospital), Series 2016, 5.00% 10/1/2029	625	648
Statewide Communities Dev. Auth., Rev. Bonds (Redlands Community Hospital), Series 2016, 5.00% 10/1/2031	1,135	1,175
Statewide Communities Dev. Auth., Rev. Bonds (Redlands Community Hospital), Series 2016, 5.00% 10/1/2032	1,500	1,553
Statewide Communities Dev. Auth., Rev. Bonds (Redlands Community Hospital), Series 2016, 4.00% 10/1/2041	1,000	987
Statewide Communities Dev. Auth., Rev. Bonds (Viamonte Senior Living 1 Project), Series 2018-A, 3.50% 7/1/2034	150	151
Statewide Communities Dev. Auth., Rev. Ref. Bonds (California Baptist University), Series 2017-A, 5.00% 11/1/2032 ³	2,025	2,074
Statewide Communities Dev. Auth., Rev. Ref. Bonds (California Baptist University), Series 2017-A, 5.00% 11/1/2041 ³	13,295	13,298
Statewide Communities Dev. Auth., Rev. Ref. Bonds (Enloe Medical Center), Series 2015, 5.00% 8/15/2031 (preref. 2/15/2026)	1,000	1,047
Statewide Communities Dev. Auth., Rev. Ref. Bonds (Enloe Medical Center), Series 2015, 5.00% 8/15/2034 (preref. 2/15/2026)	500	523
Statewide Communities Dev. Auth., Rev. Ref. Bonds (Enloe Medical Center), Series 2015, 5.00% 8/15/2035 (preref. 2/15/2026)	5,050	5,286

The Tax-Exempt Fund of California (continued)

Bonds, notes & other debt instruments (continued)	Principal amount (000)	Value (000)
California (continued)		
Statewide Communities Dev. Auth., Rev. Ref. Bonds (Huntington Memorial Hospital), Series 2014-B, 5.00% 7/1/2030 (preref. 7/1/2024)	USD500	\$ 504
Statewide Communities Dev. Auth., Rev. Ref. Bonds (Lancer Educational Student Housing Project), Series 2016-A, 4.00% 6/1/2026 ³	2,010	1,983
Statewide Communities Dev. Auth., Rev. Ref. Bonds (Lancer Educational Student Housing Project), Series 2016-A, 5.00% 6/1/2036 ³	4,500	4,524
Statewide Communities Dev. Auth., Rev. Ref. Bonds (Lancer Educational Student Housing Project), Series 2016-A, 5.00% 6/1/2046 ³	2,250	2,151
Statewide Communities Dev. Auth., Rev. Ref. Bonds (Odd Fellows Home of California Project), Series 2023-A, 5.00% 4/1/2036	500	558
Statewide Communities Dev. Auth., Rev. Ref. Bonds (Odd Fellows Home of California Project), Series 2023-A, 5.00% 4/1/2037	350	387
Statewide Communities Dev. Auth., Rev. Ref. Bonds (Odd Fellows Home of California Project), Series 2023-A, 5.00% 4/1/2038	250	274
Statewide Communities Dev. Auth., Rev. Ref. Bonds (Odd Fellows Home of California Project), Series 2023-A, 4.125% 4/1/2053	700	705
Statewide Communities Dev. Auth., Statewide Community Infrastructure Program Rev. Bonds (City of Hesperia Ranchero Road Widening Improvements), Series 2022, 5.75% 9/2/2052	8,345	8,339
Statewide Communities Dev. Auth., Student Housing Rev. Bonds (CHF-Irvine, LLC - University of California, Irvine East Campus Apartments, Phase I Ref. and Phase IV-B), Series 2021, BAM insured, 4.00% 5/15/2038	2,000	2,038
Statewide Communities Dev. Auth., Student Housing Rev. Bonds (CHF-Irvine, LLC - University of California, Irvine East Campus Apartments, Phase I Ref. and Phase IV-B), Series 2021, BAM insured, 4.00% 5/15/2046	7,465	7,295
Statewide Communities Dev. Auth., Student Housing Rev. Bonds (Custodial Receipts), Series 2017, 4.305% 7/1/2032	7,505	6,945
Statewide Communities Dev. Auth., Student Housing Rev. Ref. Bonds (CHF-Irvine, LLC - University of California, Irvine East Campus Apartments), Series 2016, 5.00% 5/15/2029	1,000	1,024
Statewide Communities Dev. Auth., Student Housing Rev. Ref. Bonds (CHF-Irvine, LLC - University of California, Irvine East Campus Apartments), Series 2016, 5.00% 5/15/2030	1,500	1,535
Statewide Communities Dev. Auth., Student Housing Rev. Ref. Bonds (CHF-Irvine, LLC - University of California, Irvine East Campus Apartments), Series 2016, 5.00% 5/15/2032	1,000	1,022
Statewide Communities Dev. Auth., Student Housing Rev. Ref. Bonds (CHF-Irvine, LLC - University of California, Irvine East Campus Apartments), Series 2016, 5.00% 5/15/2035	1,250	1,273
City of Stockton, Public Fncg. Auth., Wastewater Rev. Ref. Bonds (1998 Wastewater Project and 2003 Wastewater Project), Series 2014, BAM insured, 5.00% 9/1/2028	1,000	1,009
Stockton Unified School Dist., G.O. Bonds, 2018 Election, Series 2023-C, 5.00% 8/1/2034	1,365	1,646
Stockton Unified School Dist., G.O. Bonds, 2018 Election, Series 2021-B, Assured Guaranty Municipal insured, 4.00% 8/1/2040	790	820
Stockton Unified School Dist., G.O. Bonds, 2018 Election, Series 2021-B, Assured Guaranty Municipal insured, 4.00% 8/1/2045	9,245	9,422
Stockton Unified School Dist., G.O. Rev. Ref. Bonds, Series 2023-B, Assured Guaranty Municipal insured, 5.00% 8/1/2035	1,110	1,334
Stockton Unified School Dist., G.O. Rev. Ref. Bonds, Series 2023-B, Assured Guaranty Municipal insured, 5.00% 8/1/2036	780	930
Stockton Unified School Dist., G.O. Rev. Ref. Bonds, Series 2023-B, Assured Guaranty Municipal insured, 5.00% 8/1/2037	700	827
Stockton Unified School Dist., G.O. Rev. Ref. Bonds, Series 2023-B, Assured Guaranty Municipal insured, 5.00% 8/1/2039	415	485
Stockton Unified School Dist., G.O. Rev. Ref. Bonds, Series 2023-B, Assured Guaranty Municipal insured, 5.00% 8/1/2040	500	581
Sulphur Springs Union School Dist., Community Facs. Dist. No. 2006-1, Special Tax Bonds, Series 2021, 4.00% 9/1/2048	1,000	894
Sulphur Springs Union School Dist., Community Facs. Dist. No. 2006-1, Special Tax Bonds, Capital Appreciation Bonds, Series 2021, 0% 9/1/2041	205	90
Sulphur Springs Union School Dist., Community Facs. Dist. No. 2006-1, Special Tax Bonds, Capital Appreciation Bonds, Series 2021, 0% 9/1/2052	8,800	2,009
Sweetwater Union High School Dist., G.O. Bonds, 2006 Election, Series 2018-C, 4.00% 8/1/2043	4,290	4,305
Sweetwater Union High School Dist., G.O. Dedicated Unlimited Ad Valorem Property Tax Bonds, 2018 Election, Series 2022-A-1, 4.50% 8/1/2040	6,020	6,339
Sweetwater Union High School Dist., G.O. Dedicated Unlimited Ad Valorem Property Tax Bonds, 2018 Election, Series 2022-A-1, 4.50% 8/1/2041	6,690	7,009

The Tax-Exempt Fund of California (continued)

Bonds, notes & other debt instruments (continued)	Principal amount (000)	Value (000)
California (continued)		
Sweetwater Union High School Dist., G.O. Dedicated Unlimited Ad Valorem Property Tax Bonds, Capital Appreciation Bonds, 2006 Election, Series 2022-D-2, Assured Guaranty Municipal insured, 0% 8/1/2034	USD1,170	\$ 794
Sweetwater Union High School Dist., G.O. Dedicated Unlimited Ad Valorem Property Tax Bonds, Capital Appreciation Bonds, 2006 Election, Series 2022-D-2, Assured Guaranty Municipal insured, 0% 8/1/2037	1,250	707
Sweetwater Union High School Dist., G.O. Dedicated Unlimited Ad Valorem Property Tax Bonds, Capital Appreciation Bonds, 2006 Election, Series 2022-D-2, Assured Guaranty Municipal insured, 0% 8/1/2044	2,000	731
Sweetwater Union High School Dist., G.O. Dedicated Unlimited Ad Valorem Property Tax Bonds, Capital Appreciation Bonds, 2006 Election, Series 2022-D-2, Assured Guaranty Municipal insured, 0% 8/1/2045	2,000	688
Sweetwater Union High School Dist., G.O. Dedicated Unlimited Ad Valorem Property Tax Bonds, Capital Appreciation Bonds, 2006 Election, Series 2022-D-2, Assured Guaranty Municipal insured, 0% 8/1/2046	2,000	648
Sweetwater Union High School Dist., G.O. Rev. Ref. Bonds, Series 2016, 5.00% 8/1/2032	3,525	3,673
Sweetwater Union High School Dist., G.O. Rev. Ref. Bonds, Series 2016, 5.00% 8/1/2034	2,075	2,155
Sweetwater Union High School Dist., G.O. Rev. Ref. Bonds, Series 2016, 5.00% 8/1/2036	1,000	1,037
Sweetwater Union High School Dist., G.O. Rev. Ref. Bonds, Series 2016, 4.00% 8/1/2047	4,750	4,668
Temecula Valley Unified School Dist., Community Facs. Dist. No. 2014-1, Special Tax Rev. Bonds, Series 2018, 5.00% 9/1/2050	2,100	2,144
Temecula Valley Unified School Dist., Community Facs. Dist. No. 2017-1, Special Tax Bonds, Series 2022, 4.25% 9/1/2043	700	672
Temecula Valley Unified School Dist., Community Facs. Dist. No. 2017-1, Special Tax Bonds, Series 2022, 4.375% 9/1/2052	1,600	1,494
Temecula Valley Unified School Dist., Fncg. Auth., Special Tax Rev. Bonds, Series 2015, BAM insured, 5.00% 9/1/2031	1,500	1,529
Temecula Valley Unified School Dist., Fncg. Auth., Special Tax Rev. Bonds, Series 2015, BAM insured, 5.00% 9/1/2033	1,000	1,019
Temecula Valley Unified School Dist., Fncg. Auth., Special Tax Rev. Bonds, Series 2015, BAM insured, 5.00% 9/1/2034	2,065	2,104
Temecula Valley Unified School Dist., Fncg. Auth., Special Tax Rev. Bonds, Series 2015, BAM insured, 5.00% 9/1/2040	1,600	1,625
Temecula Valley Unified School Dist., G.O. Bonds, 2012 Election, Series 2016-B, Assured Guaranty Municipal insured, 4.00% 8/1/2045	1,400	1,401
Temescal Valley Water Dist., Community Facs. Dist. No. 4 (Terramor), Improvement Area No. 2, Special Tax Bonds, Series 2021, 4.00% 9/1/2036	930	924
Temescal Valley Water Dist., Community Facs. Dist. No. 4 (Terramor), Improvement Area No. 2, Special Tax Bonds, Series 2021, 4.00% 9/1/2046	1,045	942
City of Thousand Oaks, Community Facs. Dist. No. 1994-1 (Marketplace Public Pedestrian, Traffic Circulation and Parking Facs.), Special Tax Rev. Ref. Bonds, Series 2012, 5.375% 9/1/2031	2,885	2,892
Tobacco Securitization Auth. of Northern California, Tobacco Settlement Asset-Backed Rev. Ref. Senior Bonds (Sacramento County Tobacco Securitization Corp), Series 2021-A-1, 4.00% 6/1/2034	670	696
Tobacco Securitization Auth. of Southern California, Tobacco Settlement Asset-Backed Rev. Ref. Bonds (San Diego County Tobacco Asset Securitization Corp.), Series 2019-A, 5.00% 6/1/2028	1,500	1,615
Tobacco Securitization Auth. of Southern California, Tobacco Settlement Asset-Backed Rev. Ref. Bonds (San Diego County Tobacco Asset Securitization Corp.), Series 2019-A, 5.00% 6/1/2032	2,400	2,633
Tobacco Securitization Auth. of Southern California, Tobacco Settlement Asset-Backed Rev. Ref. Bonds (San Diego County Tobacco Asset Securitization Corp.), Series 2019-A, 5.00% 6/1/2033	2,000	2,191
Tobacco Securitization Auth. of Southern California, Tobacco Settlement Asset-Backed Rev. Ref. Bonds (San Diego County Tobacco Asset Securitization Corp.), Capital Appreciation Bonds, Series 2019-B2-2, 0% 6/1/2054	14,865	2,869
Township of Washington, Health Care Dist., 2020 Election, G.O. Bonds, Series 2023-B, 5.25% 8/1/2048	1,125	1,269
Township of Washington, Health Care Dist., 2020 Election, G.O. Bonds, Series 2023-B, 5.50% 8/1/2053	500	568
City of Tracy, Community Facs. Dist. No. 2006-01 (NEI Phase II), Special Tax Rev. Ref. Bonds, Series 2019, 5.00% 9/1/2030	535	587
City of Tracy, Community Facs. Dist. No. 2006-01 (NEI Phase II), Special Tax Rev. Ref. Bonds, Series 2019, 5.00% 9/1/2034	1,380	1,509
City of Tracy, Community Facs. Dist. No. 2016-2 (ECFD), Improvement Area No. 1, Special Tax Bonds, Series 2019, 5.00% 9/1/2030	260	277
City of Tracy, Community Facs. Dist. No. 2016-2 (ECFD), Improvement Area No. 1, Special Tax Bonds, Series 2019, 5.00% 9/1/2031	290	309

The Tax-Exempt Fund of California (continued)

Bonds, notes & other debt instruments (continued)	Principal amount (000)	Value (000)
California (continued)		
City of Tracy, Community Facs. Dist. No. 2016-2 (ECFD), Improvement Area No. 1, Special Tax Bonds, Series 2019, 5.00% 9/1/2032	USD300	\$ 320
City of Tracy, Community Facs. Dist. No. 2016-2 (ECFD), Improvement Area No. 1, Special Tax Bonds, Series 2019, 5.00% 9/1/2033	335	357
City of Tracy, Community Facs. Dist. No. 2016-2 (ECFD), Improvement Area No. 1, Special Tax Bonds, Series 2019, 5.00% 9/1/2034	400	426
City of Tracy, Community Facs. Dist. No. 2016-2 (ECFD), Improvement Area No. 1, Special Tax Bonds, Series 2019, 5.00% 9/1/2035	440	468
City of Tracy, Community Facs. Dist. No. 2016-2 (ECFD), Improvement Area No. 1, Special Tax Bonds, Series 2019, 5.00% 9/1/2036	485	514
City of Tracy, Community Facs. Dist. No. 2016-2 (ECFD), Improvement Area No. 1, Special Tax Bonds, Series 2019, 5.00% 9/1/2037	530	560
City of Tracy, Community Facs. Dist. No. 2016-2 (ECFD), Improvement Area No. 1, Special Tax Bonds, Series 2019, 5.00% 9/1/2038	575	605
City of Tracy, Community Facs. Dist. No. 2016-2 (ECFD), Improvement Area No. 1, Special Tax Bonds, Series 2019, 5.00% 9/1/2044	870	896
City of Tracy, Community Facs. Dist. No. 2016-2 (ECFD), Improvement Area No. 1, Special Tax Bonds, Series 2019, 5.00% 9/1/2049	1,750	1,785
City of Tracy, Community Facs. Dist. No. 2016-2 (ECFD), Improvement Area No. 2, Special Tax Bonds, Series 2021, 4.00% 9/1/2036	750	756
City of Tracy, Community Facs. Dist. No. 2016-2 (ECFD), Improvement Area No. 2, Special Tax Bonds, Series 2021, 4.00% 9/1/2041	1,100	1,054
City of Tracy, Community Facs. Dist. No. 2016-2 (ECFD), Improvement Area No. 2, Special Tax Bonds, Series 2021, 4.00% 9/1/2046	1,600	1,464
City of Tracy, Community Facs. Dist. No. 2016-2 (ECFD), Improvement Area No. 2, Special Tax Bonds, Series 2021, 4.00% 9/1/2051	2,100	1,858
Transbay Joint Powers Auth., Senior Tax Allocation Green Bonds, Series 2020-A, 5.00% 10/1/2045	1,000	1,033
Transbay Joint Powers Auth., Senior Tax Allocation Green Bonds, Series 2020-A, 5.00% 10/1/2049	2,135	2,188
Transbay Joint Powers Auth., Tax Allocation Green Bonds, Series 2020-B, 5.00% 10/1/2029	1,280	1,371
Transbay Joint Powers Auth., Tax Allocation Green Bonds, Series 2020-B, 5.00% 10/1/2032	500	536
Transbay Joint Powers Auth., Tax Allocation Green Bonds, Series 2020-B, 5.00% 10/1/2033	300	321
Transbay Joint Powers Auth., Tax Allocation Green Bonds, Series 2020-B, 5.00% 10/1/2034	300	321
Transbay Joint Powers Auth., Tax Allocation Green Bonds, Series 2020-B, 5.00% 10/1/2035	300	320
Transbay Joint Powers Auth., Tax Allocation Green Bonds, Series 2020-B, 5.00% 10/1/2038	820	855
Transmission Agcy. of Northern California, Rev. Ref. Bonds (California-Oregon Transmission Project), Series 2016-A, 5.00% 5/1/2037	2,000	2,092
Transmission Agcy. of Northern California, Rev. Ref. Bonds (California-Oregon Transmission Project), Series 2016-A, 5.00% 5/1/2038	1,000	1,040
Transmission Agcy. of Northern California, Rev. Ref. Bonds (California-Oregon Transmission Project), Series 2016-A, 5.00% 5/1/2039	1,000	1,038
City of Tulare, Sewer Rev. Ref. Bonds, Series 2016, Assured Guaranty Municipal insured, 4.00% 11/15/2034	2,235	2,258
City of Tulare, Sewer Rev. Ref. Bonds, Series 2016, Assured Guaranty Municipal insured, 4.00% 11/15/2035	1,320	1,333
County of Tulare, Local Health Care Dist., G.O. Rev. Ref. Bonds, Series 2020, BAM insured, 4.00% 8/1/2039	1,850	1,903
City of Turlock, Irrigation Dist., Rev. Ref. Bonds, Series 2020, 5.00% 1/1/2031	1,000	1,156
City of Turlock, Irrigation Dist., Rev. Ref. Bonds, Series 2016, 5.00% 1/1/2036	600	640
City of Tustin, Community Facs. Dist. No. 06-1 (Tustin Legacy / Columbus Villages), Special Tax Rev. Ref. Bonds, Series 2015-A, 5.00% 9/1/2031	1,000	1,030
City of Tustin, Community Facs. Dist. No. 06-1 (Tustin Legacy / Columbus Villages), Special Tax Rev. Ref. Bonds, Series 2015-A, 5.00% 9/1/2033	1,135	1,167
City of Tustin, Community Facs. Dist. No. 06-1 (Tustin Legacy / Columbus Villages), Special Tax Rev. Ref. Bonds, Series 2015-A, 4.00% 9/1/2035	250	251
City of Tustin, Community Facs. Dist. No. 06-1 (Tustin Legacy / Columbus Villages), Special Tax Rev. Ref. Bonds, Series 2015-A, 5.00% 9/1/2040	1,850	1,879
City of Tustin, Community Facs. Dist. No. 06-1 (Tustin Legacy / Columbus Villages), Special Tax Rev. Ref. Bonds, Series 2015-A, 5.00% 9/1/2045	2,200	2,227
Tustin Unified School Dist., Community Facs. Dist. No. 97-1, Special Tax Rev. Ref. Bonds, Series 1997-A-1, 5.00% 9/1/2028	3,000	3,086
Tustin Unified School Dist., Community Facs. Dist. No. 97-1, Special Tax Rev. Ref. Bonds, Series 1997-A-1, 5.00% 9/1/2029	1,000	1,029
Tustin Unified School Dist., Community Facs. Dist. No. 97-1, Special Tax Rev. Ref. Bonds, Series 1997-A-1, BAM insured, 5.00% 9/1/2038	2,500	2,564
Twin Rivers Unified School Dist., G.O. Bonds, Capital Appreciation Bonds, 2006 Election, Series 2016, Assured Guaranty Municipal insured, 0% 8/1/2041	7,000	3,268

The Tax-Exempt Fund of California (continued)

Bonds, notes & other debt instruments (continued)	Principal amount (000)	Value (000)
California (continued)		
Regents of the University of California, General Rev. Bonds, Series 2024-BT, 5.00% 5/15/2026	USD5,000	\$5,267
Regents of the University of California, General Rev. Bonds, Series 2020-BE, 4.00% 5/15/2040	2,570	2,661
Regents of the University of California, General Rev. Bonds, Series 2020-BE, 4.00% 5/15/2047	4,855	4,869
Regents of the University of California, General Rev. Bonds, Series 2022-BK, 5.00% 5/15/2052	2,000	2,233
Regents of the University of California, Limited Project Rev. Bonds, Series 2016-K, 5.00% 5/15/2034	750	787
Regents of the University of California, Limited Project Rev. Bonds, Series 2021-Q, 4.00% 5/15/2038	1,215	1,279
Regents of the University of California, Limited Project Rev. Bonds, Series 2021-Q, 4.00% 5/15/2040	1,205	1,249
Regents of the University of California, Medical Center Pooled Rev. Bonds, Series 2016-L, 4.00% 5/15/2038	1,000	1,009
City of Upland, Community Facs. Dist. No 2016-1 (Harvest at Upland), Improvement Area No. 2, Special Tax Bonds, Series 2021-A, 4.00% 9/1/2040	260	246
City of Upland, Community Facs. Dist. No 2016-1 (Harvest at Upland), Improvement Area No. 2, Special Tax Bonds, Series 2021-A, 4.00% 9/1/2045	165	148
City of Upland, Community Facs. Dist. No 2016-1 (Harvest at Upland), Improvement Area No. 2, Special Tax Bonds, Series 2021-A, 4.00% 9/1/2051	265	228
Upper Santa Clara Valley Joint Powers Auth., Rev. Bonds, Series 2016-A, 5.00% 8/1/2046	2,120	2,250
Val Verde Unified School Dist., G.O. Bonds, 2012 Election, Series 2016-C, Assured Guaranty Municipal insured, 4.00% 8/1/2045	1,550	1,552
Val Verde Unified School Dist., G.O. Bonds, 2020 Election, Series 2021-B, Assured Guaranty Municipal insured, 4.00% 8/1/2046	1,885	1,908
Val Verde Unified School Dist., G.O. Bonds, 2020 Election, Series 2021-B, Assured Guaranty Municipal insured, 4.00% 8/1/2051	2,850	2,833
Val Verde Unified School Dist., G.O. Bonds, 2020 Election, Series 2023-C, Assured Guaranty Municipal insured, 5.00% 8/1/2051	2,765	3,059
City of Vallejo, Water Rev. Bonds, Series 2021-A, BAM insured, 4.00% 5/1/2046	3,350	3,377
City of Vallejo, Water Rev. Bonds, Series 2021-A, BAM insured, 4.00% 5/1/2051	4,500	4,485
City of Vernon, Electric System Rev. Bonds, Series 2021-A, 5.00% 4/1/2025	1,000	1,012
City of Vernon, Electric System Rev. Bonds, Series 2021-A, 5.00% 10/1/2025	1,415	1,441
City of Vernon, Electric System Rev. Bonds, Series 2022-A, 5.00% 4/1/2026	1,000	1,026
City of Vernon, Electric System Rev. Bonds, Series 2022-A, 5.00% 10/1/2027	1,180	1,236
City of Vernon, Electric System Rev. Bonds, Series 2022-A, 5.00% 4/1/2028	470	496
City of Vernon, Electric System Rev. Bonds, Series 2022-A, 5.00% 8/1/2037	1,565	1,715
City of Vernon, Electric System Rev. Bonds, Series 2022-A, 5.00% 8/1/2040	775	834
Dept. of Veterans Affairs, Home Purchase Rev. Bonds, Series 2016-B, 3.50% 12/1/2045	1,235	1,229
Dept. of Veterans Affairs, Home Purchase Rev. Bonds, Series 2019-A, 4.00% 12/1/2049	3,330	3,321
Dept. of Veterans Affairs, Home Purchase Rev. Bonds, Series 2020-A, 3.00% 12/1/2050	5,185	5,074
Dept. of Veterans Affairs, Home Purchase Rev. Bonds, Series 2022-A, 5.50% 12/1/2052	3,310	3,535
Dept. of Veterans Affairs, Veterans G.O. Bonds, Series 2018-CR, 4.00% 12/1/2048	7,405	7,405
Dept. of Veterans Affairs, Veterans G.O. Bonds, Series 2019-CS, 4.00% 12/1/2049	8,015	8,015
Dept. of Veterans Affairs, Veterans G.O. Bonds, Series 2020-CT, 3.00% 12/1/2050	4,760	4,656
Dept. of Veterans Affairs, Veterans G.O. Bonds, Series 2022-CU, 5.50% 12/1/2052	2,460	2,718
Dept. of Veterans Affairs, Veterans G.O. Rev. Ref. Bonds, Series 2016-CN, 3.50% 12/1/2045	1,220	1,215
Victor Valley Union High School Dist., G.O. Rev. Ref. Bonds, Series 2016-A, BAM insured, 4.00% 8/1/2031	1,000	1,031
Victor Valley Union High School Dist., G.O. Rev. Ref. Bonds, Series 2016-B, Assured Guaranty Municipal insured, 4.00% 8/1/2035	3,630	3,726
Victor Valley Union High School Dist., G.O. Rev. Ref. Bonds, Series 2016-B, Assured Guaranty Municipal insured, 4.00% 8/1/2036	1,665	1,703
Victor Valley Union High School Dist., G.O. Rev. Ref. Bonds, Series 2016-B, Assured Guaranty Municipal insured, 4.00% 8/1/2037	3,800	3,869
West Contra Costa Unified School Dist., G.O. Bonds, 2012 Election, Series 2020-E, Assured Guaranty Municipal insured, 4.00% 8/1/2049	2,000	2,005
West Contra Costa Unified School Dist., G.O. Bonds, Capital Appreciation Bonds, 2002 Election, Series 2005-D, National insured, 0% 8/1/2031	7,500	5,978
West Contra Costa Unified School Dist., G.O. Rev. Ref. Bonds, Capital Appreciation Bonds, Series 2010-D-2, Assured Guaranty Municipal insured, 0% 8/1/2036	6,000	3,944
City of West Sacramento, Fin. Auth., Special Tax Rev. Bonds, Series 2006-A, Assured Guaranty insured, 5.00% 9/1/2026	225	234
Western Riverside Water and Wastewater Fncg. Auth., Local Agcy. Rev. Bonds, Series 2017-A, 5.00% 9/1/2042	1,150	1,183
Western Riverside Water and Wastewater Fncg. Auth., Local Agcy. Rev. Ref. Bonds, Series 2016-A, 5.00% 9/1/2030	600	632
Western Riverside Water and Wastewater Fncg. Auth., Local Agcy. Rev. Ref. Bonds, Series 2016-A, 5.00% 9/1/2032	1,240	1,303
City of Westminster, Successor Agcy. to the Redev. Agcy., Commercial Redev. Project No. 1, Tax Allocation Rev. Ref. Bonds, Series 2016-B, BAM insured, 4.00% 11/1/2031	3,105	3,185

The Tax-Exempt Fund of California (continued)

Bonds, notes & other debt instruments (continued)

	Principal amount (000)	Value (000)
California (continued)		
City of Westminster, Successor Agcy. to the Redev. Agcy., Commercial Redev. Project No. 1, Tax Allocation Rev. Ref. Bonds, Series 2016-B, BAM insured, 4.00% 11/1/2035	USD2,220	\$ 2,256
Whittier Union High School Dist., G.O. Rev. Ref. Bonds, Capital Appreciation Bonds, Series 2016, 0% 8/1/2032	2,000	1,526
William S. Hart Union High School Dist., G.O. Bonds, Capital Appreciation Bonds, 2008 Election, Series 2009-A, 0% 8/1/2032	2,000	1,530
City of Woodland, Community Facs. Dist. No. 2004-1 (Spring Lake), Special Tax Rev. Ref. and Capital Projects Bonds, Series 2019, 5.00% 9/1/2033	1,295	1,363
City of Woodland, Community Facs. Dist. No. 2004-1 (Spring Lake), Special Tax Rev. Ref. and Capital Projects Bonds, Series 2019, 5.00% 9/1/2038	1,475	1,542
City of Woodland, Community Facs. Dist. No. 2004-1 (Spring Lake), Special Tax Rev. Ref. and Capital Projects Bonds, Series 2019, 5.00% 9/1/2044	1,485	1,531
City of Woodland, Community Facs. Dist. No. 2004-1 (Spring Lake), Special Tax Rev. Ref. and Capital Projects Bonds, Series 2019, 5.00% 9/1/2048	1,655	1,695
Yosemite Community College Dist., G.O. Bonds, Capital Appreciation Bonds, 2004 Election, Series 2010-D, 0% 8/1/2031	1,500	1,183
		<u>2,428,866</u>
Guam 0.63%		
A.B. Won Pat International Airport Auth., General Rev. Bonds, Series 2023-A, AMT, 5.25% 10/1/2036	685	702
Business Privilege Tax Rev. Ref. Bonds, Series 2015-D, 5.00% 11/15/2028	4,500	4,606
Business Privilege Tax Rev. Ref. Bonds, Series 2021-F, 5.00% 1/1/2029	2,000	2,133
Business Privilege Tax Rev. Ref. Bonds, Series 2021-F, 4.00% 1/1/2042	3,685	3,570
G.O. Bonds, Series 2019, AMT, 5.00% 11/15/2031	1,640	1,707
Hotel Occupancy Tax Rev. Ref. Bonds, Series 2021-A, 5.00% 11/1/2040	635	659
Limited Obligation Bonds (Section 30), Series 2016-A, 5.00% 12/1/2046	3,000	2,981
Limited Obligation Rev. Bonds (Section 30), Series 2016-A, 5.00% 12/1/2024	1,000	1,009
Port Auth., Port Rev. Bonds, Series 2018-B, AMT, 5.00% 7/1/2037	400	420
		<u>17,787</u>
Puerto Rico 0.98%		
Public Fin. Corp., Commonwealth Appropriation Bonds, Series 2001-E, 6.00% 8/1/2026 (escrowed to maturity)	1,830	1,973
Public Fin. Corp., Commonwealth Appropriation Bonds, Series 2001-E, 6.00% 8/1/2026 (escrowed to maturity)	170	183
Sales Tax Fncg. Corp., Sales Tax Rev. Bonds, Series 2018-A-1, 4.75% 7/1/2053	3,054	3,000
Sales Tax Fncg. Corp., Sales Tax Rev. Restructured Bonds, Series 2019-A-2, 4.329% 7/1/2040	1,050	1,046
Sales Tax Fncg. Corp., Sales Tax Rev. Restructured Bonds, Series 2019-A-2, 4.784% 7/1/2058	2,000	1,963
Sales Tax Fncg. Corp., Sales Tax Rev. Restructured Bonds, Series 2018-A-1, 5.00% 7/1/2058	7,695	7,720
Sales Tax Fncg. Corp., Sales Tax Rev. Restructured Bonds, Capital Appreciation Bonds, Series 2018-A-1, 0% 7/1/2046	32,723	10,208
University of Puerto Rico, University System Rev. Ref. Bonds, Series 2006-P, 5.00% 6/1/2026	1,500	1,479
		<u>27,572</u>
United States 0.62%		
Freddie Mac, Multi Family Certs., Series 2023, 2.75% 11/25/2035 ³	7,739	6,896
Freddie Mac, Multi Family Mortgage Bonds, Series 2019-ML-05, Class ACA, 3.35% 11/25/2033	7,939	7,479
Freddie Mac, Multi Family Mortgage Bonds, Series 2021-ML-10, Class ACA, 2.046% 6/25/2038 ³	969	751
Freddie Mac, Multi Family Mortgage Certs., Series 2019-M-049, 3.05% 4/15/2034	1,790	1,637
Freddie Mac, Multi Family Mortgage Green Bonds, Series 2023, Class ACA, 2.25% 9/25/2037	997	810
		<u>17,573</u>

The Tax-Exempt Fund of California (continued)

Bonds, notes & other debt instruments (continued)	Principal amount (000)	Value (000)
Virgin Islands 0.54%		
Matching Fund Special Purpose Securitization Corp., Matching Fund Securitization Bonds, Series 2022-A, 5.00% 10/1/2027	USD2,500	\$ 2,589
Matching Fund Special Purpose Securitization Corp., Matching Fund Securitization Bonds, Series 2022-A, 5.00% 10/1/2028	1,565	1,626
Matching Fund Special Purpose Securitization Corp., Matching Fund Securitization Bonds, Series 2022-A, 5.00% 10/1/2030	1,955	2,053
Matching Fund Special Purpose Securitization Corp., Matching Fund Securitization Bonds, Series 2022-A, 5.00% 10/1/2032	2,000	2,115
Matching Fund Special Purpose Securitization Corp., Matching Fund Securitization Bonds, Series 2022-A, 5.00% 10/1/2039	6,750	6,936
		<u>15,319</u>
Total bonds, notes & other debt instruments (cost: \$2,580,981,000)		<u>2,507,117</u>

Short-term securities 10.81%

Municipals 9.58%		
Fin. Auth., Recovery Zone Fac. Bonds (Chevron U.S.A., Inc. Project), Series 2010-A, 2.85% 11/1/2035 ²	30,165	30,165
Fin. Auth., Recovery Zone Fac. Bonds (Chevron U.S.A., Inc. Project), Series 2010-B, 2.85% 11/1/2035 ²	36,690	36,690
Infrastructure and Econ. Dev. Bank, Rev. Bonds (Brightline West Passenger Rail Project), Series 2020-A, AMT, 3.95% 1/1/2050 ³	2,800	2,800
Infrastructure and Econ. Dev. Bank, Rev. Bonds (Brightline West Passenger Rail Project), Series 2020-A-3, AMT, 8.00% 1/1/2050 (put 8/15/2024) ^{3,5}	8,500	8,603
City of Irvine, Reassessment Dist. No. 87-8, Limited Obligation Improvement Bonds, Series 1999, 2.83% 9/2/2024 ²	1,250	1,250
City of Los Angeles, Dept. of Water and Power, Power System Demand Rev. Bonds, Series 2002-A-1, 2.86% 7/1/2035 ²	19,675	19,675
City of Los Angeles, Dept. of Water and Power, Power System Demand Rev. Bonds, Series 2002-A-6, 3.40% 7/1/2035 ²	2,425	2,425
City of Los Angeles, Dept. of Water and Power, Rev. Bonds, Series 2021-1, 2.75% 7/1/2050 ²	1,200	1,200
City of Los Angeles, Dept. of Water and Power, Rev. Bonds, Series 2021-A-1, 2.80% 7/1/2050 ²	3,600	3,600
City of Los Angeles, Dept. of Water and Power, Water System Bonds, Series 2019-A, 2.92% 7/1/2049 ²	20,300	20,300
City of Los Angeles, Tax and Rev. Anticipation Notes, Series 2023, 5.00% 6/27/2024	10,000	10,077
County of Los Angeles, Tax and Rev. Anticipation Notes, Series 2023, 5.00% 6/28/2024	10,000	10,078
Metropolitan Water Dist. of Southern California, Water Rev. Ref. Bonds, Series 2016-B-2, 2.80% 7/1/2037 ²	7,900	7,900
Municipal Fin. Auth., Environmental Improvement Rev. Bonds (Aymium Williams Project), Series 2022, AMT, 4.00% 12/15/2042 (put 6/26/2024) ^{3,5}	8,000	7,995
Municipal Fin. Auth., Pollution Control Rev. Ref. Bonds (Chevron U.S.A., Inc. Project), Series 2005, 2.85% 6/1/2025 ²	16,850	16,850
City of Pasadena, Demand Rev. Ref. Certs. of Part., Series 2008-A, 4.01% 2/1/2035 ²	31,480	31,480
Pollution Control Fncg. Auth., Environmental Impact Rev. Bonds (Air Products and Chemicals, Inc. Project), Series 1997-B, 3.47% 3/1/2042 ²	8,000	8,000
Pollution Control Fncg. Auth., Solid Waste Disposal Rev. Ref. Bonds (Republic Services, Inc. Project), Series 2023, AMT, 4.25% 7/1/2043 (put 2/15/2024) ^{3,5}	4,775	4,774
County of Riverside, Tax and Rev. Anticipation Notes, Series 2023, 5.00% 6/28/2024	10,000	10,078
School Cash Reserve Program Auth., 2023-2024 Bonds, Series 2023-A, 5.00% 6/28/2024	905	912
Statewide Communities Dev. Auth., Pollution Control Rev. Ref. Bonds (Chevron U.S.A., Inc. Project), Series 2002, 2.85% 5/15/2024 ²	13,200	13,200
Statewide Communities Dev. Auth., Rev. Ref. Bonds (Odd Fellows Home of California Project), Series 2023-A, 5.00% 4/1/2024	315	316
Regents of the University of California, General Rev. Bonds, Series 2013-AL-4, 2.85% 5/15/2048 ²	4,500	4,500
Regents of the University of California, General Rev. Bonds, Series 2023-BP, 2.95% 5/15/2048 ²	2,700	2,700
Regents of the University of California, General Rev. Bonds, Series 2013-AL-2, 3.10% 5/15/2048 ²	300	300
Regents of the University of California, Medical Center Pooled Rev. Bonds, Series 2007-B-2, 3.10% 5/15/2032 ²	4,200	4,200
Regents of the University of California, Medical Center Pooled Rev. Bonds, Series 2020-O-1, 2.90% 5/15/2045 ²	10,950	10,950
		<u>271,018</u>

The Tax-Exempt Fund of California (continued)

Short-term securities (continued)	Weighted average yield at acquisition	Principal amount (000)	Value (000)
U.S. Treasury bills 1.23%			
U.S. Treasury 3/5/2024	5.271%	USD35,000	\$ 34,832
Total short-term securities (cost: \$305,900,000)			<u>305,850</u>
Total investment securities 99.42% (cost: \$2,886,881,000)			2,812,967
Other assets less liabilities 0.58%			16,505
Net assets 100.00%			<u><u>\$2,829,472</u></u>

Futures contracts

Contracts	Type	Number of contracts	Expiration date	Notional amount (000)	Value and unrealized appreciation (depreciation) at 1/31/2024 (000)
2 Year U.S. Treasury Note Futures	Long	1,222	4/3/2024	USD251,312	\$ 1,968
5 Year U.S. Treasury Note Futures	Long	386	4/3/2024	41,839	764
10 Year Ultra U.S. Treasury Note Futures	Short	604	3/28/2024	(70,593)	(2,234)
30 Year Ultra U.S. Treasury Bond Futures	Short	75	3/28/2024	(9,691)	(159)
					<u><u>\$ 339</u></u>

¹Step bond; coupon rate may change at a later date.

²Coupon rate may change periodically. Reference rate and spread are as of the most recent information available. Some coupon rates are determined by the issuer or agent based on current market conditions; therefore, the reference rate and spread are not available. For short-term securities, the date of the next scheduled coupon rate change is considered to be the maturity date.

³Acquired in a transaction exempt from registration under Rule 144A or, for commercial paper, Section 4(a)(2) of the Securities Act of 1933. May be resold in the U.S. in transactions exempt from registration, normally to qualified institutional buyers. The total value of all such securities was \$230,426,000, which represented 8.14% of the net assets of the fund.

⁴Principal payments may be made periodically. Therefore, the effective maturity date may be earlier than the stated maturity date.

⁵For short-term securities, the mandatory put date is considered to be the maturity date.

Key to abbreviation(s)

Agcy. = Agency

AMT = Alternative Minimum Tax

Assn. = Association

Auth. = Authority

Certs. = Certificates

CME = CME Group

Dept. = Department

Dev. = Development

Dist. = District

Econ. = Economic

Fac. = Facility

Facs. = Facilities

Fin. = Finance

Fncg. = Financing

G.O. = General Obligation

Part. = Participation

Preref. = Prerefunded

Redev. = Redevelopment

Ref. = Refunding

Rev. = Revenue

SIFMA = Securities Industry and Financial Markets Association

SOFRA = Secured Overnight Financing Rate

USD = U.S. dollars

Refer to the notes to financial statements.

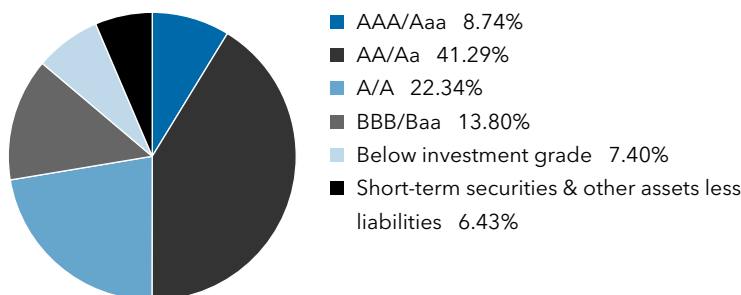
American Funds Tax-Exempt Fund of New York

unaudited

Investment portfolio January 31, 2024

Portfolio quality summary*

Percent of net assets



*Bond ratings, which typically range from AAA/Aaa (highest) to D (lowest), are assigned by credit rating agencies such as Standard & Poor's, Moody's and/or Fitch as an indication of an issuer's creditworthiness. In assigning a credit rating to a security, the fund looks specifically to the ratings assigned to the issuer of the security by Standard & Poor's, Moody's and/or Fitch. If agency ratings differ, the security will be considered to have received the highest of those ratings, consistent with the fund's investment policies.

Bonds, notes & other debt instruments 93.57%

Principal amount (000) Value (000)

New York 89.25%

Description	Principal amount (000)	Value (000)
City of Albany Capital Resource Corp., Rev. Bonds (Empire Commons Student Housing, Inc. Ref. Project), Series 2016-A, 5.00% 5/1/2032	USD400	\$ 411
Town of Amherst Dev. Corp., Student Housing Fac. Rev. Ref. Bonds (UBF Faculty-Student Housing Corp. - Greiner and Hadley Rev. Ref. Projects at SUNY Buffalo), Series 2017-A, Assured Guaranty Municipal insured, 5.00% 10/1/2030	500	533
City of Battery Park Auth., Senior Rev. Bonds, Series 2023-B, 5.00% 11/1/2035	1,000	1,212
Town of Brookhaven Local Dev. Corp., Rev. Bonds (Active Retirement Community, Inc.), Series 2020-A, 4.00% 11/1/2055	750	593
Brooklyn Arena Local Dev. Corp., PILOT Rev. Ref. Bonds (Barclays Center), Series 2016-A, Assured Guaranty Municipal insured, 4.00% 7/15/2034	240	243
Brooklyn Arena Local Dev. Corp., PILOT Rev. Ref. Bonds (Barclays Center), Series 2016-A, Assured Guaranty Municipal insured, 5.00% 7/15/2042	1,925	1,946
Build NYC Resource Corp., Rev. Bonds (Academic Leadership Charter School Project), Series 2021, 4.00% 6/15/2030	200	194
Build NYC Resource Corp., Rev. Bonds (Academic Leadership Charter School Project), Series 2021, 4.00% 6/15/2036	400	379
Build NYC Resource Corp., Rev. Bonds (East Harlem Scholars Academy Charter School Project), Series 2022, 5.75% 6/1/2062 ¹	100	102
Build NYC Resource Corp., Rev. Bonds (KIPP NYC Public School Facs. - Canal West Project), Series 2022, 5.00% 7/1/2042	1,000	1,050
Build NYC Resource Corp., Rev. Bonds (KIPP NYC Public School Facs. - Canal West Project), Series 2022, 5.25% 7/1/2057	1,100	1,143
Build NYC Resource Corp., Rev. Ref. Bonds (Albert Einstein School of Medicine, Inc. Project), Series 2015, 5.50% 9/1/2045 ¹	285	285
Build NYC Resource Corp., Solid Waste Disposal Rev. Bonds (Pratt Paper (NY), Inc. Project), Series 2014, AMT, 4.50% 1/1/2025 ¹	100	100
Build NYC Resource Corp., Solid Waste Disposal Rev. Bonds (Pratt Paper (NY), Inc. Project), Series 2014, AMT, 5.00% 1/1/2035 ¹	950	955
Convention Center Dev. Corp., Rev. Bonds (Hotel Unit Fee Secured), Capital Appreciation Bonds, Series 2016-B, BAM insured, 0% 11/15/2039	2,300	1,201
Convention Center Dev. Corp., Rev. Bonds (Hotel Unit Fee Secured), Capital Appreciation Bonds, Series 2016-B, BAM insured, 0% 11/15/2048	3,540	1,079
Convention Center Dev. Corp., Rev. Ref. Bonds (Hotel Unit Fee Secured), Series 2015, 5.00% 11/15/2030	300	307
Convention Center Dev. Corp., Rev. Ref. Bonds (Hotel Unit Fee Secured), Series 2015, 5.00% 11/15/2035	840	858
Dobbs Ferry Local Dev. Corp., Rev. Bonds (Mercy College Project), Series 2014, 5.00% 7/1/2039	1,625	1,630
Dobbs Ferry Local Dev. Corp., Rev. Bonds (Mercy College Project), Series 2014, 5.00% 7/1/2044	500	501
Dormitory Auth., Mortgage Hospital Rev. Bonds (Maimonides Medical Center), Series 2020, FHA insured, 3.00% 2/1/2050	1,000	747
Dormitory Auth., Rev. Bonds (Catholic Health System Obligated Group), Series 2019-A, 4.00% 7/1/2045	500	353
Dormitory Auth., Rev. Bonds (Columbia University), Series 2023-A, 5.00% 10/1/2033	1,000	1,234
Dormitory Auth., Rev. Bonds (Cornell University), Series 2020-A-2, 5.00% 7/1/2030	1,000	1,159
Dormitory Auth., Rev. Bonds (Culinary Institute of America), Series 2013, 5.50% 7/1/2033	500	501

American Funds Tax-Exempt Fund of New York (continued)

Bonds, notes & other debt instruments (continued)	Principal amount (000)	Value (000)
New York (continued)		
Dormitory Auth., Rev. Bonds (Icahn School of Medicine at Mount Sinai), Series 2015-A, 5.00% 7/1/2040	USD250	\$ 253
Dormitory Auth., Rev. Bonds (Iona College), Series 2021-A, 5.00% 7/1/2046	250	253
Dormitory Auth., Rev. Bonds (Langone Hospitals Obligated Group), Series 2020-A, 4.00% 7/1/2050	1,500	1,447
Dormitory Auth., Rev. Bonds (Montefiore Obligated Group), Series 2020-A, 4.00% 9/1/2050	750	666
Dormitory Auth., Rev. Bonds (New School), Series 2015-A, 5.00% 7/1/2032	930	947
Dormitory Auth., Rev. Bonds (New School), Series 2015-A, 5.00% 7/1/2032 (preref. 7/1/2025)	70	72
Dormitory Auth., Rev. Bonds (New School), Series 2016-A, 5.00% 7/1/2035	555	577
Dormitory Auth., Rev. Bonds (New School), Series 2022-A, 4.00% 7/1/2047	1,250	1,202
Dormitory Auth., Rev. Bonds (New York University), Series 2021-A, 4.00% 7/1/2046	2,050	2,054
Dormitory Auth., Rev. Bonds (Northwell Health Obligated Group), Series 2019-B-3, 5.00% 5/1/2048 (put 5/1/2026)	1,000	1,027
Dormitory Auth., Rev. Bonds (NYU Hospitals Center), Series 2016-A, 5.00% 7/1/2033	400	417
Dormitory Auth., Rev. Bonds (NYU Hospitals Center), Series 2014, 5.00% 7/1/2034	1,000	1,006
Dormitory Auth., Rev. Bonds (Presbyterian Hospital Obligated Group), Series 2023-A, 5.00% 8/1/2038	1,500	1,720
Dormitory Auth., Rev. Bonds (School Dist. Rev. Bond Fncg. Program), Series 2011-A, 5.00% 10/1/2024	10	10
Dormitory Auth., Rev. Bonds (State University of New York Dormitory Facs.), Series 2023-B, 5.00% 7/1/2034	1,000	1,204
Dormitory Auth., Rev. Bonds (State University of New York Dormitory Facs.), Series 2019-A, 4.00% 7/1/2049	1,000	973
Dormitory Auth., Rev. Bonds (Touro College and University System Obligated Group), Series 2017, 5.00% 1/1/2038 (preref. 1/3/2028)	500	546
Dormitory Auth., School Dist. Rev. Bond Fncg. Program Rev. Bonds, Series 2023-A, Assured Guaranty Municipal insured, 5.00% 10/1/2035	1,000	1,158
Dormitory Auth., State Personal Income Tax Rev. Bonds (General Purpose), Series 2018-A, 5.25% 3/15/2037	1,000	1,100
Dormitory Auth., State Personal Income Tax Rev. Bonds (General Purpose), Series 2019-D, 4.00% 2/15/2040	1,000	1,016
Dormitory Auth., State Personal Income Tax Rev. Bonds (General Purpose), Series 2017-B-3, 5.00% 2/15/2041	750	790
Dormitory Auth., State Personal Income Tax Rev. Bonds (General Purpose), Series 2022-A, 5.00% 3/15/2041	1,000	1,127
Dormitory Auth., State Personal Income Tax Rev. Bonds (General Purpose), Series 2021-E, 4.00% 3/15/2047	1,280	1,267
Dormitory Auth., State Personal Income Tax Rev. Bonds (General Purpose), Series 2021-E, 3.00% 3/15/2051	1,500	1,197
Dormitory Auth., State Sales Tax Rev. Bonds, Series 2014-A, 5.00% 3/15/2038	1,000	1,001
Dormitory Auth., State Sales Tax Rev. Bonds, Series 2018-A, 5.00% 3/15/2039	2,275	2,424
Dormitory Auth., State Sales Tax Rev. Bonds, Series 2018-E, 5.00% 3/15/2039	800	858
Dormitory Auth., State Sales Tax Rev. Bonds, Series 2018-E, 5.00% 3/15/2048	1,500	1,578
Energy Research and Dev. Auth., Pollution Control Rev. Bonds (New York State Electric & Gas Corp. Project), Series 2004-C, 4.00% 4/1/2034	1,110	1,144
Energy Research and Dev. Auth., Pollution Control Rev. Bonds (Rochester Gas and Electric Corp. Project), Series 1997-A, 3.00% 8/1/2032 (put 7/1/2025)	1,000	996
Environmental Facs. Corp., Clean Water and Drinking Water Revolving Funds Rev. Bonds (New York City Municipal Water Fin. Auth. Projects - Second Resolution Bonds), Series 2022-A, 5.00% 6/15/2051	1,000	1,095
Environmental Facs. Corp., Rev. Green Bonds (Revolving Funds), Series 2016-B, 4.00% 8/15/2036	1,950	1,991
Environmental Facs. Corp., Solid Waste Disposal Rev. Bonds (Casella Waste Systems, Inc. Project), Series 2017, AMT, 2.875% 12/1/2044 (put 12/3/2029) ¹	1,500	1,357
Environmental Facs. Corp., Solid Waste Disposal Rev. Bonds (Casella Waste Systems, Inc. Project), Series 2014-R-2, AMT, 3.125% 12/1/2044 (put 6/1/2026) ¹	1,000	963
Environmental Facs. Corp., Solid Waste Disposal Rev. Bonds (Casella Waste Systems, Inc. Project), Series 2020-R-1, 2.75% 9/1/2050 (put 9/2/2025)	1,000	968
Environmental Facs. Corp., Solid Waste Disposal Rev. Bonds (Casella Waste Systems, Inc. Project), Series 2022-R-2, AMT, 5.125% 9/1/2050 (put 9/3/2030) ¹	750	764
Genesee County Funding Corp., Rev. Bonds (Rochester Regional Health Project), Series 2022-A, 5.25% 12/1/2052	800	842
Glen Cove Local Econ. Assistance Corp., Rev. Bonds (Garvies Point Public Improvement Project), Convertible Capital Appreciation Bonds, Series 2016-C, 5.625% 1/1/2055	500	456
Housing Fin. Agcy., Affordable Housing Rev. Bonds, Series 2017-M, 3.65% 11/1/2042	750	708
Housing Fin. Agcy., Affordable Housing Rev. Green Bonds, Series 2019-D, 3.55% 11/1/2039	1,000	910
Housing Fin. Agcy., Affordable Housing Rev. Green Bonds, Series 2021-J-2, 1.10% 11/1/2061 (put 5/1/2027)	705	640
Hudson Yards Infrastructure Corp., Rev. Bonds, Series 2017-A, 5.00% 2/15/2033	2,700	2,864
Hudson Yards Infrastructure Corp., Rev. Bonds, Series 2017-A, 5.00% 2/15/2035	1,000	1,059
Jefferson County Civic Fac. Dev. Corp., Rev. Bonds (Samaritan Medical Center Project), Series 2017-A, 5.00% 11/1/2037	1,000	990
Jefferson County Civic Fac. Dev. Corp., Rev. Bonds (Samaritan Medical Center Project), Series 2017-A, 4.00% 11/1/2042	715	556
Jefferson County Civic Fac. Dev. Corp., Rev. Bonds (Samaritan Medical Center Project), Series 2017-A, 4.00% 11/1/2047	500	363
Liberty Dev. Corp., Liberty Rev. Ref. Bonds, Series 2021-WTC-1, 4.00% 2/15/2043	1,265	1,271

American Funds Tax-Exempt Fund of New York (continued)

Bonds, notes & other debt instruments (continued)

	Principal amount (000)	Value (000)
New York (continued)		
Liberty Dev. Corp., Liberty Rev. Ref. Bonds (3 World Trade Center Project), Series 2014, Class 2, 5.375% 11/15/2040 ¹	USD350	\$ 350
Liberty Dev. Corp., Liberty Rev. Ref. Bonds (3 World Trade Center Project), Series 2014, Class 3, 7.25% 11/15/2044 ¹	375	379
Liberty Dev. Corp., Liberty Rev. Ref. Green Bonds (4 World Trade Center Project), Series 2021-A, 2.875% 11/15/2046	1,500	1,155
Liberty Dev. Corp., Liberty Rev. Ref. Green Bonds (4 World Trade Center Project), Series 2021-A, 3.00% 11/15/2051	2,000	1,498
Liberty Dev. Corp., Liberty Rev. Ref. Green Bonds (4 World Trade Center Project), Series 2021-A, BAM insured, 3.00% 11/15/2051	1,000	765
Long Island Power Auth., Electric System General Rev. Bonds, Series 2015-B, 5.00% 9/1/2035	1,315	1,349
Long Island Power Auth., Electric System General Rev. Bonds, Series 2018, 5.00% 9/1/2036	500	547
Long Island Power Auth., Electric System General Rev. Bonds, Series 2015-B, 5.00% 9/1/2038	750	765
Long Island Power Auth., Electric System General Rev. Bonds, Series 2017, 5.00% 9/1/2047	2,225	2,317
Long Island Power Auth., Electric System General Rev. Green Bonds, Series 2023-E, 5.00% 9/1/2053	1,315	1,456
Metropolitan Transportation Auth., Hudson Rail Yards Trust Obligations, Series 2016-A, 5.00% 11/15/2051	500	500
Metropolitan Transportation Auth., Hudson Rail Yards Trust Obligations, Series 2016-A, 5.00% 11/15/2056	750	744
Metropolitan Transportation Auth., Transportation Rev. Bonds, Series 2014-D-1, 5.00% 11/15/2039	305	307
Metropolitan Transportation Auth., Transportation Rev. Bonds, Series 2015-A-2, 5.00% 11/15/2045 (put 5/15/2030)	1,000	1,081
Metropolitan Transportation Auth., Transportation Rev. Green Bonds, Series 2016-A-2, 5.00% 11/15/2026	1,440	1,521
Metropolitan Transportation Auth., Transportation Rev. Green Bonds, Series 2017-A-1, 5.00% 11/15/2027	970	1,042
Metropolitan Transportation Auth., Transportation Rev. Green Bonds, Series 2019-C-1, 5.00% 11/15/2039	1,990	2,122
Metropolitan Transportation Auth., Transportation Rev. Green Bonds, Series 2020-D, 5.00% 11/15/2045	1,000	1,060
Metropolitan Transportation Auth., Transportation Rev. Green Bonds, Series 2019-B, Assured Guaranty Municipal insured, 4.00% 11/15/2049	1,000	988
Metropolitan Transportation Auth., Transportation Rev. Green Bonds, Series 2020-D-3, 4.00% 11/15/2049	1,000	950
Metropolitan Transportation Auth., Transportation Rev. Green Bonds, Series 2020-C-1, 5.00% 11/15/2050	1,500	1,574
Metropolitan Transportation Auth., Transportation Rev. Green Bonds, Series 2019-B, 5.00% 11/15/2052	1,305	1,351
Metropolitan Transportation Auth., Transportation Rev. Green Bonds, Series 2017-A-1, 5.25% 11/15/2057	750	771
Metropolitan Transportation Auth., Transportation Rev. Ref. Green Bonds, Series 2017-A-2, 5.00% 11/15/2026	1,000	1,056
Metropolitan Transportation Auth., Transportation Rev. Ref. Green Bonds, Series 2017-C-1, 4.00% 11/15/2034	1,000	1,016
Monroe County Industrial Dev. Corp., Rev. Bonds (Highland Hospital of Rochester Project), Series 2015, 5.00% 7/1/2025	325	332
Monroe County Industrial Dev. Corp., Rev. Bonds (Highland Hospital of Rochester Project), Series 2015, 5.00% 7/1/2033	430	440
Monroe County Industrial Dev. Corp., Rev. Bonds (Highland Hospital of Rochester Project), Series 2015, 5.00% 7/1/2034	380	389
Monroe County Industrial Dev. Corp., Rev. Bonds (Rochester General Hospital Project), Series 2020-A, 4.00% 12/1/2046	1,500	1,337
Mortgage Agcy., Homeowner Mortgage Rev. Bonds, Series 52, AMT, 3.50% 10/1/2030	135	134
Mortgage Agcy., Homeowner Mortgage Rev. Bonds, Series 194, AMT, 3.50% 10/1/2035	40	40
Mortgage Agcy., Homeowner Mortgage Rev. Bonds, Series 206, AMT, 4.00% 10/1/2037	185	184
Mortgage Agcy., Homeowner Mortgage Rev. Bonds, Series 48, 2.625% 4/1/2041	15	15
Mortgage Agcy., Homeowner Mortgage Rev. Bonds, Series 197, 3.50% 10/1/2044	175	173
Mortgage Agcy., Homeowner Mortgage Rev. Bonds, Series 200, 3.50% 10/1/2045	50	50
Mortgage Agcy., Homeowner Mortgage Rev. Bonds, Series 195, 4.00% 10/1/2046	295	294
Mortgage Agcy., Homeowner Mortgage Rev. Bonds, Series 54, 4.00% 4/1/2047	450	449
Mortgage Agcy., Homeowner Mortgage Rev. Bonds, Series 203, 3.50% 10/1/2047	280	277
Mortgage Agcy., Homeowner Mortgage Rev. Bonds, Series 213, 4.25% 10/1/2047	760	761
Mortgage Agcy., Homeowner Mortgage Rev. Bonds, Series 208, 4.00% 10/1/2048	190	189
Mortgage Agcy., Homeowner Mortgage Rev. Bonds, Series 217, 4.00% 10/1/2049	515	514
Mortgage Agcy., Homeowner Mortgage Rev. Bonds, Series 242, 3.50% 10/1/2052	1,040	1,020
County of Nassau, G.O. General Improvement Bonds, Series 2017-A, 5.00% 1/15/2030	1,000	1,064
County of Nassau, G.O. General Improvement Rev. Ref. Bonds, Series 2023-B, 5.00% 4/1/2036	1,000	1,198
Nassau County Tobacco Settlement Corp., Tobacco Settlement Asset-Backed Bonds, Series 2006-A-3, 5.00% 6/1/2035	600	569
Nassau County Tobacco Settlement Corp., Tobacco Settlement Asset-Backed Bonds, Series 2006-A-3, 5.125% 6/1/2046	705	669
City of New Rochelle, Local Dev. Rev. Bonds (Iona College Project), Series 2015-A, 5.00% 7/1/2045	250	251
New York City G.O. Bonds, Series 2023-C, 5.00% 8/1/2027	1,000	1,080
New York City G.O. Bonds, Series 2016-C, 5.00% 8/1/2031	1,000	1,038
New York City G.O. Bonds, Series 2018-C, 5.00% 8/1/2032	1,000	1,085

American Funds Tax-Exempt Fund of New York (continued)

Bonds, notes & other debt instruments (continued)

	Principal amount (000)	Value (000)
New York (continued)		
New York City G.O. Bonds, Series 2015-C, 5.00% 8/1/2033	USD1,000	\$1,018
New York City G.O. Bonds, Series 2017-A-1, 5.00% 8/1/2034	1,000	1,046
New York City G.O. Bonds, Series 2023-F-1, 5.00% 8/1/2036	1,035	1,224
New York City G.O. Bonds, Series 2022-B-1, 5.25% 10/1/2047	1,170	1,308
New York City G.O. Bonds, Series 2024-A, 5.00% 8/1/2051	1,285	1,409
New York City Housing Dev. Corp., Multi Family Housing Rev. Bonds (8 Spruce Street), Series 2014-E, 3.50% 2/15/2048	1,670	1,657
New York City Housing Dev. Corp., Multi Family Housing Rev. Bonds (Sustainable Dev. Bonds), Series 2020-A-3, 1.125% 5/1/2060 (put 11/1/2024)	420	411
New York City Housing Dev. Corp., Multi Family Housing Rev. Bonds (Sustainable Dev. Bonds), Series 2021-C-2, 0.70% 11/1/2060 (put 7/1/2025)	635	603
New York City Housing Dev. Corp., Multi Family Housing Rev. Bonds (Sustainable Neighborhood Bonds), Series 2017-A-1-A, 3.80% 11/1/2037	885	876
New York City Housing Dev. Corp., Multi Family Housing Rev. Bonds (Sustainable Neighborhood Bonds), Series 2015-H, 2.95% 11/1/2045 (put 2/1/2026)	750	740
New York City Housing Dev. Corp., Multi Family Housing Rev. Green Bonds (Sustainable Dev. Bonds), Series 2021-F-1, 2.40% 11/1/2046	2,405	1,704
New York City Industrial Dev. Agcy., Airport Facs. Rev. Ref. Bonds (Transportation Infrastructure Properties, LLC Obligated Group), Series 2012-A, AMT, 5.00% 7/1/2028	215	215
New York City Industrial Dev. Agcy., PILOT Rev. Ref. Bonds (Queens Baseball Stadium Project), Series 2021-A, Assured Guaranty Municipal insured, 3.00% 1/1/2034	750	707
New York City Industrial Dev. Agcy., PILOT Rev. Ref. Bonds (Yankee Stadium Project), Series 2020-A, Assured Guaranty Municipal insured, 3.00% 3/1/2040	1,000	858
New York City Industrial Dev. Agcy., PILOT Rev. Ref. Bonds (Yankee Stadium Project), Series 2020-A, Assured Guaranty Municipal insured, 4.00% 3/1/2045	1,000	992
New York City Industrial Dev. Agcy., PILOT Rev. Ref. Bonds (Yankee Stadium Project), Series 2020-A, Assured Guaranty Municipal insured, 3.00% 3/1/2049	750	579
New York City Municipal Water Fin. Auth., Water and Sewer System Second General Resolution Rev. Bonds, Series 2021-DD, 5.00% 6/15/2031	1,100	1,297
New York City Municipal Water Fin. Auth., Water and Sewer System Second General Resolution Rev. Bonds, Series 2015-HH, 5.00% 6/15/2039	690	702
New York City Municipal Water Fin. Auth., Water and Sewer System Second General Resolution Rev. Bonds, Series 2022-BB-1, 4.00% 6/15/2045	1,000	1,005
New York City Municipal Water Fin. Auth., Water and Sewer System Second General Resolution Rev. Bonds, Series 2018-BB-1, 5.00% 6/15/2046	1,250	1,308
New York City Municipal Water Fin. Auth., Water and Sewer System Second General Resolution Rev. Bonds, Series 2023-DD, 5.00% 6/15/2046	765	856
New York City Municipal Water Fin. Auth., Water and Sewer System Second General Resolution Rev. Bonds, Series 2023-DD, 4.125% 6/15/2047	2,320	2,334
New York City Municipal Water Fin. Auth., Water and Sewer System Second General Resolution Rev. Bonds, Series 2017-DD, 5.00% 6/15/2047	1,055	1,095
New York City Municipal Water Fin. Auth., Water and Sewer System Second General Resolution Rev. Bonds, Series 2020-GG-1, 4.00% 6/15/2050	1,000	992
New York City Municipal Water Fin. Auth., Water and Sewer System Second General Resolution Rev. Bonds, Series 2023-AA-1, 5.25% 6/15/2052	1,270	1,424
New York City Municipal Water Fin. Auth., Water and Sewer System Second General Resolution Rev. Bonds, Series 2024-AA-1, 5.25% 6/15/2053	1,575	1,781
New York City Transitional Fin. Auth., Building Aid Rev. Bonds, Series 2019-S-3, 5.00% 7/15/2036	1,000	1,080
New York City Transitional Fin. Auth., Future Tax Secured Bonds, Series 2021-D-1, 5.00% 11/1/2034	1,000	1,153
New York City Transitional Fin. Auth., Future Tax Secured Bonds, Series 2019-A-1, 5.00% 8/1/2036	2,380	2,589
New York City Transitional Fin. Auth., Future Tax Secured Bonds, Series 2020-B-1, 4.00% 11/1/2040	1,500	1,507
New York City Transitional Fin. Auth., Future Tax Secured Bonds, Series 2024-D, 5.00% 11/1/2040	1,000	1,159
New York City Transitional Fin. Auth., Future Tax Secured Bonds, Series 2017-F-1, 5.00% 5/1/2042	1,000	1,048
New York City Transitional Fin. Auth., Future Tax Secured Bonds, Series 2018-A-3, 4.00% 8/1/2042	1,425	1,422
New York City Transitional Fin. Auth., Future Tax Secured Bonds, Series 2020-B-1, 4.00% 11/1/2042	1,000	1,001
New York City Transitional Fin. Auth., Future Tax Secured Bonds, Series 2023-F-1, 4.00% 2/1/2051	1,430	1,417
New York City Trust for Cultural Resources, Rev. Ref. Bonds (Lincoln Center for the Performing Arts, Inc.), Series 2020-A, 4.00% 12/1/2035	1,000	1,040
Niagara Area Dev. Corp., Solid Waste Disposal Fac. Rev. Ref. Bonds (Covanta Project), Series 2018-B, 3.50% 11/1/2024 ¹	1,000	990
Niagara Area Dev. Corp., Solid Waste Disposal Fac. Rev. Ref. Bonds (Covanta Project), Series 2018-A, AMT, 4.75% 11/1/2042 ¹	1,000	881

American Funds Tax-Exempt Fund of New York (continued)

Bonds, notes & other debt instruments (continued)	Principal amount (000)	Value (000)
New York (continued)		
Niagara Frontier Transportation Auth., Airport Rev. Ref. Bonds (Buffalo Niagara International Airport), Series 2014-A, AMT, 5.00% 4/1/2027	USD600	\$ 600
Niagara Frontier Transportation Auth., Airport Rev. Ref. Bonds (Buffalo Niagara International Airport), Series 2014-A, AMT, 5.00% 4/1/2028	500	500
Niagara Frontier Transportation Auth., Airport Rev. Ref. Bonds (Buffalo Niagara International Airport), Series 2014-A, AMT, 5.00% 4/1/2029	700	700
County of Onondaga, Resource Recovery Agcy., Rev. Ref. Bonds, Series 2015-A, AMT, Assured Guaranty Municipal insured, 5.00% 5/1/2025	500	509
County of Onondaga, Resource Recovery Agcy., Rev. Ref. Bonds, Series 2015-A, AMT, Assured Guaranty Municipal insured, 5.00% 5/1/2030	1,750	1,779
County of Onondaga, Trust for Cultural Resources, Rev. Bonds, Series 2019, 5.00% 12/1/2040	1,000	1,099
Port Auth., Consolidated Bonds, Series 223, AMT, 4.00% 7/15/2038	1,365	1,379
Port Auth., Consolidated Bonds, Series 212, 4.00% 9/1/2038	1,000	1,029
Port Auth., Consolidated Bonds, Series 223, AMT, 4.00% 7/15/2040	1,310	1,300
Port Auth., Consolidated Bonds, Series 217, 5.00% 11/1/2044	1,500	1,616
Port Auth., Consolidated Bonds, Series 205, 5.00% 11/15/2047	1,000	1,049
Port Auth., Consolidated Rev. Ref. Bonds, Series 186, AMT, 5.00% 10/15/2044	500	501
Power Auth., Rev. Bonds, Series 2020-A, 4.00% 11/15/2055	1,500	1,480
Power Auth., Rev. Bonds (Green Transmission Project), Series 2022-A, Assured Guaranty Municipal insured, 4.00% 11/15/2047	1,000	994
County of Rockland, G.O. Bonds, Series 2014-A, Assured Guaranty Municipal insured, 5.00% 3/1/2024	1,000	1,002
County of Rockland, Industrial Dev. Agcy., Multi Family Housing Rev. Bonds (Rockland Gardens Project), Series 2023, 4.65% 5/1/2027 (put 5/1/2025)	1,000	1,007
Schenectady County Capital Resource Corp., Rev. Bonds (Union College Project), Series 2022, 5.25% 7/1/2052	1,000	1,106
Southold Local Dev. Corp., Rev. Bonds (Peconic Landing at Southold, Inc. Project), Series 2015, 5.00% 12/1/2045	1,500	1,418
County of Suffolk, G.O. Rev. Ref. Bonds, Series 2017-A, Assured Guaranty Municipal insured, 5.00% 2/1/2026	540	563
Thruway Auth., General Rev. Bonds, Series 2021-O, 4.00% 1/1/2040	1,000	1,010
Thruway Auth., General Rev. Bonds, Series 2020-N, 4.00% 1/1/2041	1,900	1,908
Thruway Auth., General Rev. Bonds, Series 2020-N, 4.00% 1/1/2047	1,500	1,492
Thruway Auth., General Rev. Bonds, Series 2020-N, 3.00% 1/1/2049	1,970	1,518
Thruway Auth., General Rev. Bonds, Series 2024-P, 5.25% 1/1/2054	1,350	1,492
Thruway Auth., General Rev. Indebtedness Obligations, Series 2019-B, 4.00% 1/1/2039	2,835	2,870
Thruway Auth., General Rev. Indebtedness Obligations, Series 2019-B, 4.00% 1/1/2045	2,465	2,438
Thruway Auth., General Rev. Indebtedness Obligations, Series 2019-B, Assured Guaranty Municipal insured, 4.00% 1/1/2053	1,015	994
Thruway Auth., General Rev. Indebtedness Obligations, Series 2016-A, 5.25% 1/1/2056	250	257
Tompkins County Dev. Corp., Continuing Care Retirement Community Rev. Bonds (Kendal at Ithaca, Inc. Project), Series 2014-A, 5.00% 7/1/2034	1,000	1,002
Tompkins County Dev. Corp., Continuing Care Retirement Community Rev. Bonds (Kendal at Ithaca, Inc. Project), Series 2022-A, 4.00% 7/1/2042	750	654
Tompkins County Dev. Corp., Continuing Care Retirement Community Rev. Bonds (Kendal at Ithaca, Inc. Project), Series 2014-A, 5.00% 7/1/2044	1,415	1,394
Transportation Dev. Corp., Special Fac. Rev. Bonds (American Airlines, Inc. John F. Kennedy International Airport Project), Series 2021, AMT, 3.00% 8/1/2031	250	230
Transportation Dev. Corp., Special Fac. Rev. Bonds (American Airlines, Inc. John F. Kennedy International Airport Project), Series 2020, AMT, 5.375% 8/1/2036	1,000	1,042
Transportation Dev. Corp., Special Fac. Rev. Bonds (Terminal Four John F. Kennedy International Airport Project), Series 2020-A, AMT, 5.00% 12/1/2037	600	632
Transportation Dev. Corp., Special Fac. Rev. Bonds (Terminal Four John F. Kennedy International Airport Project), Series 2020-A, AMT, 4.00% 12/1/2039	1,050	1,017
Transportation Dev. Corp., Special Fac. Rev. Bonds (Terminal Four John F. Kennedy International Airport Project), Series 2020-C, 4.00% 12/1/2040	1,500	1,477
Transportation Dev. Corp., Special Fac. Rev. Bonds (Terminal Four John F. Kennedy International Airport Project), Series 2022, AMT, 5.00% 12/1/2042	1,760	1,844
Transportation Dev. Corp., Special Facs. Bonds (LaGuardia Airport Terminal B Redev. Project), Series 2016-A, AMT, 5.00% 7/1/2034	500	501
Transportation Dev. Corp., Special Facs. Bonds (LaGuardia Airport Terminal B Redev. Project), Series 2016-A, AMT, 5.00% 7/1/2046	2,000	2,000
Transportation Dev. Corp., Special Facs. Bonds (LaGuardia Airport Terminal B Redev. Project), Series 2016-A, AMT, 5.25% 1/1/2050	500	500
Transportation Dev. Corp., Special Facs. Rev. Bonds (Delta Air Lines, Inc. LaGuardia Airport Terminals C & D Redev. Project), Series 2020, AMT, 4.00% 10/1/2030	1,000	1,000

American Funds Tax-Exempt Fund of New York (continued)

Bonds, notes & other debt instruments (continued)	Principal amount (000)	Value (000)
New York (continued)		
Transportation Dev. Corp., Special Facs. Rev. Bonds (Delta Air Lines, Inc. LaGuardia Airport Terminals C & D Redev. Project), Series 2018, AMT, 4.00% 1/1/2036	USD725	\$ 713
Transportation Dev. Corp., Special Facs. Rev. Bonds (Delta Air Lines, Inc. LaGuardia Airport Terminals C & D Redev. Project), Series 2020, AMT, 4.375% 10/1/2045	2,000	1,957
Transportation Dev. Corp., Special Facs. Rev. Green Bonds (John. F. Kennedy International Airport New Terminal One Project), Series 2023, AMT, Assured Guaranty Municipal insured, 5.00% 6/30/2049	1,250	1,313
Transportation Dev. Corp., Special Facs. Rev. Green Bonds (John. F. Kennedy International Airport New Terminal One Project), Series 2023, AMT, Assured Guaranty Municipal insured, 5.125% 6/30/2060	2,000	2,094
Triborough Bridge and Tunnel Auth., General Rev. Bonds (MTA Bridges and Tunnels), Series 2018-A, 5.00% 11/15/2030	650	752
Triborough Bridge and Tunnel Auth., General Rev. Bonds (MTA Bridges and Tunnels), Series 2023-B-1, 5.00% 11/15/2048	1,500	1,664
Triborough Bridge and Tunnel Auth., General Rev. Bonds (MTA Bridges and Tunnels), Series 2020-A, 4.00% 11/15/2054	1,500	1,465
Triborough Bridge and Tunnel Auth., General Rev. Bonds (MTA Bridges and Tunnels), Series 2020-A, 5.00% 11/15/2054	2,750	2,944
Triborough Bridge and Tunnel Auth., General Rev. Ref. Bonds (MTA Bridges and Tunnels), Series 2023-A, 5.00% 11/15/2036	500	592
Triborough Bridge and Tunnel Auth., Payroll Mobility Tax Bonds (MTA Bridges and Tunnels), Series 2021-A, 4.00% 5/15/2046	1,260	1,260
Triborough Bridge and Tunnel Auth., Payroll Mobility Tax Bonds (MTA Bridges and Tunnels), Series 2022-A, 5.00% 5/15/2057	1,500	1,618
Triborough Bridge and Tunnel Auth., Payroll Mobility Tax Green Bonds (MTA Bridges and Tunnels), Series 2024-A, 5.00% 5/15/2054	1,500	1,646
City of Troy Capital Resource Corp., Rev. Ref. Bonds (Rensselaer Polytechnic Institute Project), Series 2020-A, 5.00% 9/1/2038	1,500	1,625
TSASC, Inc., Tobacco Settlement Bonds, Series 2017-A, 5.00% 6/1/2025	750	762
Urban Dev. Corp., State Personal Income Tax Rev. Bonds (General Purpose), Series 2016-A, 5.00% 3/15/2026 (escrowed to maturity)	285	298
Urban Dev. Corp., State Personal Income Tax Rev. Bonds (General Purpose), Series 2019-A, 5.00% 3/15/2036	1,500	1,627
Urban Dev. Corp., State Personal Income Tax Rev. Bonds (General Purpose), Series 2019-A, 5.00% 3/15/2042	1,020	1,082
Urban Dev. Corp., State Personal Income Tax Rev. Bonds (General Purpose), Series 2020-A, 4.00% 3/15/2049	1,415	1,395
Urban Dev. Corp., State Personal Income Tax Rev. Bonds (General Purpose), Series 2023-A, 5.00% 3/15/2057	1,000	1,085
Urban Dev. Corp., State Sales Tax Rev. Bonds, Series 2021-A, 4.00% 3/15/2039	1,500	1,528
Urban Dev. Corp., State Sales Tax Rev. Bonds, Series 2021-A, 4.00% 3/15/2046	1,890	1,883
Urban Dev. Corp., State Sales Tax Rev. Bonds, Series 2021-A, 4.00% 3/15/2048	1,500	1,487
Urban Dev. Corp., State Sales Tax Rev. Bonds, Series 2019-A, 3.00% 3/15/2049	1,500	1,210
Utility Debt Securitization Auth., Restructuring Bonds, Series 2022-TE-1, 5.00% 6/15/2034	1,100	1,314
Utility Debt Securitization Auth., Restructuring Bonds, Series 2017, 5.00% 12/15/2041	1,500	1,594
Utility Debt Securitization Auth., Restructuring Bonds, Series 2023-TE-1, 5.00% 12/15/2041	810	946
Utility Debt Securitization Auth., Restructuring Bonds, Series 2023-TE-2, 5.00% 6/15/2053	1,000	1,114
Westchester County Health Care Corp., Rev. Bonds, Series 2010-B, 6.00% 11/1/2030	115	115
Westchester County Local Dev. Corp., Rev. Bonds (Purchase Housing Corp. II Project), Series 2017, 5.00% 6/1/2037	1,000	1,014
Westchester County Local Dev. Corp., Rev. Bonds (Purchase Housing Corp. II Project), Series 2017, 5.00% 6/1/2047	1,025	1,027
Westchester County Local Dev. Corp., Rev. Bonds (Senior Learning Community, Inc.), Series 2021-D, 2.875% 7/1/2026 ¹	350	346
Westchester County Local Dev. Corp., Rev. Bonds (Senior Learning Community, Inc.), Series 2021-A, 5.00% 7/1/2056 ¹	335	277
Westchester County Local Dev. Corp., Rev. Bonds (Westchester Medical Center Obligated Group Project), Series 2016, 5.00% 11/1/2034	1,150	1,151
Westchester County Local Dev. Corp., Rev. Bonds (Westchester Medical Center Obligated Group Project), Series 2016, 5.00% 11/1/2046	1,500	1,424
Westchester County Local Dev. Corp., Rev. Ref. Bonds (Kendal on Hudson Project), Series 2022-B, 5.00% 1/1/2051	1,000	991
Westchester County Local Dev. Corp., Rev. Ref. Bonds (Pace University), Series 2014-A, 5.50% 5/1/2042	450	451
Yonkers Econ. Dev. Corp., Educational Rev. Bonds (Lamartine/Warburton, LLC - Charter School of Educational Excellence Project), Series 2019-A, 5.00% 10/15/2049	1,100	1,052
		<u>241,906</u>

American Funds Tax-Exempt Fund of New York (continued)

Bonds, notes & other debt instruments (continued)	Principal amount (000)	Value (000)
Guam 1.35%		
Business Privilege Tax Rev. Ref. Bonds, Series 2021-F, 4.00% 1/1/2042	USD750	\$ 727
G.O. Bonds, Series 2019, AMT, 5.00% 11/15/2031	935	973
Hotel Occupancy Tax Rev. Ref. Bonds, Series 2021-A, 5.00% 11/1/2035	1,355	1,457
Waterworks Auth., Water and Wastewater System Rev. Bonds, Series 2013, 5.00% 7/1/2028	250	250
Waterworks Auth., Water and Wastewater System Rev. Bonds, Series 2014-A, 5.00% 7/1/2029	250	252
		<u>3,659</u>
Puerto Rico 2.69%		
Aqueduct and Sewer Auth., Rev. Ref. Bonds, Series 2021-A, 4.00% 7/1/2042 ¹	1,000	909
Aqueduct and Sewer Auth., Rev. Ref. Bonds, Series 2020-A, 5.00% 7/1/2047 ¹	500	502
G.O. Restructured Bonds, Series 2022-A-1, 4.00% 7/1/2037	1,000	940
Industrial, Tourist, Educational, Medical and Environmental Control Facs. Fncg. Auth., Higher Education Rev. and Rev. Ref. Bonds (Inter American University of Puerto Rico Project), Series 2012, 5.00% 10/1/2031	685	686
Sales Tax Fncg. Corp., Sales Tax Rev. Restructured Bonds, Series 2019-A-2, 4.329% 7/1/2040	2,221	2,213
Sales Tax Fncg. Corp., Sales Tax Rev. Restructured Bonds, Series 2018-A-1, 5.00% 7/1/2058	2,025	2,032
		<u>7,282</u>
Virgin Islands 0.28%		
Matching Fund Special Purpose Securitization Corp., Matching Fund Securitization Bonds, Series 2022-A, 5.00% 10/1/2039	750	771
Total bonds, notes & other debt instruments (cost: \$257,539,000)		<u>253,618</u>

Short-term securities 5.35%

Municipals 5.35%		
Dormitory Auth., Rev. Bonds (Cornell University), Series 2019-B, 3.30% 7/1/2039 ²	7,700	7,700
Dormitory Auth., Rev. Bonds (Fordham University), Series 2008-A-2, 4.86% 7/1/2032 ²	2,500	2,500
New York City G.O. Bonds, Series 2006-E-2, 3.20% 8/1/2034 ²	1,150	1,150
New York City G.O. Bonds, Series 2008-L-3, 3.20% 4/1/2036 ²	1,950	1,950
New York City Transitional Fin. Auth., Future Tax Secured Bonds, Series 2015-E-4, 3.20% 2/1/2045 ²	1,200	1,200
		<u>14,500</u>
Total short-term securities (cost: \$14,500,000)		<u>14,500</u>
Total investment securities 98.92% (cost: \$272,039,000)		268,118
Other assets less liabilities 1.08%		2,926
Net assets 100.00%		<u>\$271,044</u>

Futures contracts

Contracts	Type	Number of contracts	Expiration date	Notional amount (000)	Value and unrealized appreciation (depreciation) at 1/31/2024 (000)
2 Year U.S. Treasury Note Futures	Long	57	4/3/2024	USD11,723	\$ 35
10 Year Ultra U.S. Treasury Note Futures	Short	25	3/28/2024	(2,922)	(54)
					<u>\$(19)</u>

American Funds Tax-Exempt Fund of New York (continued)

¹Acquired in a transaction exempt from registration under Rule 144A or, for commercial paper, Section 4(a)(2) of the Securities Act of 1933. May be resold in the U.S. in transactions exempt from registration, normally to qualified institutional buyers. The total value of all such securities was \$9,160,000, which represented 3.38% of the net assets of the fund.

²Coupon rate may change periodically. Reference rate and spread are as of the most recent information available. Some coupon rates are determined by the issuer or agent based on current market conditions; therefore, the reference rate and spread are not available. For short-term securities, the date of the next scheduled coupon rate change is considered to be the maturity date.

Key to abbreviation(s)

Agcy. = Agency

AMT = Alternative Minimum Tax

Auth. = Authority

Dev. = Development

Dist. = District

Econ. = Economic

Fac. = Facility

Facs. = Facilities

Fin. = Finance

Fncg. = Financing

G.O. = General Obligation

Preref. = Prerefunded

Redev. = Redevelopment

Ref. = Refunding

Rev. = Revenue

USD = U.S. dollars

Refer to the notes to financial statements.

Financial statements

unaudited

Statements of assets and liabilities at January 31, 2024

(dollars in thousands)

	American Funds Short-Term Tax-Exempt Bond Fund	Limited Term Tax-Exempt Bond Fund of America	The Tax-Exempt Bond Fund of America
Assets:			
Investment securities in unaffiliated issuers, at value	\$2,074,557	\$6,262,910	\$23,507,887
Cash	308	475	444
Cash collateral pledged for futures contracts	2,387	7,443	11,984
Receivables for:			
Sales of investments	9,241	31,370	54,265
Sales of fund's shares	2,725	12,525	67,653
Interest	21,089	58,657	219,716
Variation margin on futures contracts	883	3,410	6,464
	2,111,190	6,376,790	23,868,413
Liabilities:			
Payables for:			
Purchases of investments	35,668	66,433	143,674
Repurchases of fund's shares	3,854	8,133	38,581
Dividends on fund's shares	58	510	2,681
Investment advisory services	358	1,159	4,075
Services provided by related parties	151	838	2,918
Trustees' deferred compensation	42	130	887
Variation margin on futures contracts	636	2,243	3,887
Other	1	3	12
	40,768	79,449	196,715
Commitments and contingencies*			
Net assets at January 31, 2024	\$2,070,422	\$6,297,341	\$23,671,698
Net assets consist of:			
Capital paid in on shares of beneficial interest	\$2,122,184	\$6,564,798	\$24,844,450
Total distributable earnings (accumulated loss)	(51,762)	(267,457)	(1,172,752)
Net assets at January 31, 2024	\$2,070,422	\$6,297,341	\$23,671,698
Investment securities in unaffiliated issuers, at cost	\$2,098,769	\$6,391,509	\$24,191,393

Refer to the end of the statements of assets and liabilities for footnotes.

Refer to the notes to financial statements.

Financial statements (continued)

unaudited

Statements of assets and liabilities at January 31, 2024 (continued)

(dollars in thousands)

	American High-Income Municipal Bond Fund	The Tax-Exempt Fund of California	American Funds Tax-Exempt Fund of New York
Assets:			
Investment securities in unaffiliated issuers, at value	\$11,765,731	\$2,812,967	\$268,118
Cash	491	598	470
Cash collateral pledged for futures contracts	5,563	2,074	89
Receivables for:			
Sales of investments	9,200	3,769	–
Sales of fund's shares	30,469	6,547	2,476
Interest	172,448	33,865	2,651
Variation margin on futures contracts	3,011	826	28
	11,986,913	2,860,646	273,832
Liabilities:			
Payables for:			
Purchases of investments	26,581	24,839	2,345
Repurchases of fund's shares	15,791	4,190	321
Dividends on fund's shares	1,873	453	19
Investment advisory services	2,720	592	38
Services provided by related parties	1,117	385	40
Trustees' deferred compensation	173	101	4
Variation margin on futures contracts	981	613	21
Other	6	1	– [†]
	49,242	31,174	2,788
Commitments and contingencies*			
Net assets at January 31, 2024	\$11,937,671	\$2,829,472	\$271,044
Net assets consist of:			
Capital paid in on shares of beneficial interest	\$12,636,634	\$2,948,837	\$282,571
Total distributable earnings (accumulated loss)	(698,963)	(119,365)	(11,527)
Net assets at January 31, 2024	\$11,937,671	\$2,829,472	\$271,044
Investment securities in unaffiliated issuers, at cost	\$12,299,225	\$2,886,881	\$272,039

*Refer to Note 5 for further information on unfunded commitments and expense reimbursements.

[†]Amount less than one thousand.

Refer to the notes to financial statements.

Statements of assets and liabilities at January 31, 2024 (continued)

(dollars and shares in thousands, except per-share amounts)

	American Funds Short-Term Tax-Exempt Bond Fund	Limited Term Tax-Exempt Bond Fund of America	The Tax-Exempt Bond Fund of America
Shares of beneficial interest issued and outstanding (no stated par value) – unlimited shares authorized			
Class A: Net assets	\$1,145,339	\$3,250,421	\$11,754,033
Shares outstanding	115,511	212,291	945,737
Net asset value per share	\$9.92	\$15.31	\$12.43
Class C: Net assets		\$13,175	\$191,585
Shares outstanding	Not applicable	860	15,415
Net asset value per share		\$15.31	\$12.43
Class T: Net assets	\$10	\$10	\$10
Shares outstanding	1	1	1
Net asset value per share	\$9.92	\$15.31	\$12.43
Class F-1: Net assets	\$5,093	\$33,573	\$156,739
Shares outstanding	514	2,193	12,611
Net asset value per share	\$9.92	\$15.31	\$12.43
Class F-2: Net assets	\$215,320	\$805,303	\$5,449,180
Shares outstanding	21,716	52,596	438,445
Net asset value per share	\$9.92	\$15.31	\$12.43
Class F-3: Net assets	\$528,290	\$1,495,881	\$5,428,822
Shares outstanding	53,280	97,698	436,807
Net asset value per share	\$9.92	\$15.31	\$12.43
Class R-6: Net assets	\$176,370	\$698,978	\$691,329
Shares outstanding	17,787	45,651	55,625
Net asset value per share	\$9.92	\$15.31	\$12.43

Refer to the notes to financial statements.

Statements of assets and liabilities at January 31, 2024 (continued)

(dollars and shares in thousands, except per-share amounts)

	American High-Income Municipal Bond Fund	The Tax-Exempt Fund of California	American Funds Tax-Exempt Fund of New York
Shares of beneficial interest issued and outstanding (no stated par value) – unlimited shares authorized			
Class A: Net assets	\$4,889,804	\$1,445,238	\$183,902
Shares outstanding	326,316	86,419	18,114
Net asset value per share	\$14.98	\$16.72	\$10.15
Class C: Net assets	\$113,733	\$25,354	\$6,450
Shares outstanding	7,590	1,516	635
Net asset value per share	\$14.98	\$16.72	\$10.15
Class T: Net assets	\$9	\$10	\$9
Shares outstanding	1	1	1
Net asset value per share	\$14.98	\$16.72	\$10.15
Class F-1: Net assets	\$97,215	\$48,210	\$657
Shares outstanding	6,488	2,883	65
Net asset value per share	\$14.98	\$16.72	\$10.15
Class F-2: Net assets	\$2,370,339	\$596,422	\$35,519
Shares outstanding	158,182	35,664	3,499
Net asset value per share	\$14.98	\$16.72	\$10.15
Class F-3: Net assets	\$3,304,500	\$714,238	\$44,507
Shares outstanding	220,523	42,708	4,384
Net asset value per share	\$14.98	\$16.72	\$10.15
Class R-6: Net assets	\$1,162,071		
Shares outstanding	77,550	Not applicable	Not applicable
Net asset value per share	\$14.98		

Refer to the notes to financial statements.

	American Funds Short-Term Tax-Exempt Bond Fund	Limited Term Tax-Exempt Bond Fund of America	The Tax-Exempt Bond Fund of America
Investment income:			
Income:			
Interest from unaffiliated issuers	\$30,057	\$ 90,380	\$403,306
Fees and expenses*:			
Investment advisory services	2,160	6,924	23,537
Distribution services	886	5,079	15,471
Transfer agent services	350	1,220	5,205
Administrative services	318	958	3,404
Reports to shareholders	25	75	253
Registration statement and prospectus	132	160	470
Trustees' compensation	9	26	115
Auditing and legal	61	87	57
Custodian	3	13	34
Federal, state and local taxes	72	89	— [†]
Other	2	4	11
Total fees and expenses before waivers/reimbursements	4,018	14,635	48,557
Less waivers/reimbursements of fees and expenses:			
Investment advisory services waivers	—	—	—
Miscellaneous fee reimbursements	260	—	—
Total fees and expenses after waivers/reimbursements	3,758	14,635	48,557
Net investment income	26,299	75,745	354,749
Net realized gain (loss) and unrealized appreciation (depreciation):			
Net realized gain (loss) on:			
Investments in unaffiliated issuers	(4,518)	(22,338)	(77,524)
Futures contracts	(3,158)	(10,181)	(20,926)
	(7,676)	(32,519)	(98,450)
Net unrealized appreciation (depreciation) on:			
Investments in unaffiliated issuers	27,354	111,658	471,473
Futures contracts	1,757	6,996	24,713
	29,111	118,654	496,186
Net realized gain (loss) and unrealized appreciation (depreciation)	21,435	86,135	397,736
Net increase (decrease) in net assets resulting from operations	\$47,734	\$161,880	\$752,485

Refer to the end of the statements of operations for footnotes.

Refer to the notes to financial statements.

Financial statements (continued)

unaudited

Statements of operations for the six months ended January 31, 2024 (continued)

(dollars in thousands)

	American High-Income Municipal Bond Fund	The Tax-Exempt Fund of California	American Funds Tax-Exempt Fund of New York
Investment income:			
Income:			
Interest from unaffiliated issuers	\$286,385	\$ 48,054	\$ 4,583
Fees and expenses*:			
Investment advisory services	15,623	3,426	337
Distribution services	7,064	2,016	255
Transfer agent services	2,596	483	51
Administrative services	1,662	406	38
Reports to shareholders	155	21	5
Registration statement and prospectus	460	86	70
Trustees' compensation	35	13	1
Auditing and legal	93	72	57
Custodian	25	3	5
Federal, state and local taxes	— [†]	— [†]	— [†]
Other	102	2	1
Total fees and expenses before waivers/reimbursements	27,815	6,528	820
Less waivers/reimbursements of fees and expenses:			
Investment advisory services waivers	192	—	33
Miscellaneous fee reimbursements	—	—	96
Total fees and expenses after waivers/reimbursements	27,623	6,528	691
Net investment income	258,762	41,526	3,892
Net realized gain (loss) and unrealized appreciation (depreciation):			
Net realized gain (loss) on:			
Investments in unaffiliated issuers	(47,239)	(10,472)	(1,249)
Futures contracts	(10,917)	(1,947)	(154)
	(58,156)	(12,419)	(1,403)
Net unrealized appreciation (depreciation) on:			
Investments in unaffiliated issuers	272,350	58,761	5,781
Futures contracts	8,566	2,931	114
	280,916	61,692	5,895
Net realized gain (loss) and unrealized appreciation (depreciation)	222,760	49,273	4,492
Net increase (decrease) in net assets resulting from operations	\$481,522	\$ 90,799	\$ 8,384

*Additional information related to class-specific fees and expenses is included in the notes to financial statements.

[†]Amount less than one thousand.

Refer to the notes to financial statements.

Financial statements (continued)

Statements of changes in net assets

(dollars in thousands)

	American Funds Short-Term Tax-Exempt Bond Fund		Limited Term Tax-Exempt Bond Fund of America		The Tax-Exempt Bond Fund of America	
	Six months ended January 31, 2024*	Year ended July 31, 2023	Six months ended January 31, 2024*	Year ended July 31, 2023	Six months ended January 31, 2024*	Year ended July 31, 2023
Operations:						
Net investment income	\$ 26,299	\$ 44,983	\$ 75,745	\$ 131,821	\$ 354,749	\$ 629,999
Net realized gain (loss)	(7,676)	(9,231)	(32,519)	(64,688)	(98,450)	(361,233)
Net unrealized appreciation (depreciation)	29,111	(24,155)	118,654	(54,110)	496,186	(262,935)
Net increase (decrease) in net assets resulting from operations	47,734	11,597	161,880	13,023	752,485	5,831
Distributions paid or accrued to shareholders	(25,405)	(43,899)	(72,690)	(127,659)	(348,198)	(611,310)
Net capital share transactions	(161,368)	36,944	(452,324)	(169,980)	302,090	(1,579,631)
Total increase (decrease) in net assets	(139,039)	4,642	(363,134)	(284,616)	706,377	(2,185,110)
Net assets:						
Beginning of period	2,209,461	2,204,819	6,660,475	6,945,091	22,965,321	25,150,431
End of period	\$2,070,422	\$2,209,461	\$6,297,341	\$6,660,475	\$23,671,698	\$22,965,321

	American High-Income Municipal Bond Fund		The Tax-Exempt Fund of California		American Funds Tax-Exempt Fund of New York	
	Six months ended January 31, 2024*	Year ended July 31, 2023	Six months ended January 31, 2024*	Year ended July 31, 2023	Six months ended January 31, 2024*	Year ended July 31, 2023
Operations:						
Net investment income	\$ 258,762	\$ 432,178	\$ 41,526	\$ 73,155	\$ 3,892	\$ 6,784
Net realized gain (loss)	(58,156)	(144,318)	(12,419)	(21,220)	(1,403)	(4,843)
Net unrealized appreciation (depreciation)	280,916	(350,407)	61,692	(43,917)	5,895	(1,210)
Net increase (decrease) in net assets resulting from operations	481,522	(62,547)	90,799	8,018	8,384	731
Distributions paid or accrued to shareholders	(235,294)	(395,389)	(40,638)	(69,974)	(3,801)	(6,695)
Net capital share transactions	700,176	599,465	35,098	80,529	14,289	(2,201)
Total increase (decrease) in net assets	946,404	141,529	85,259	18,573	18,872	(8,165)
Net assets:						
Beginning of period	10,991,267	10,849,738	2,744,213	2,725,640	252,172	260,337
End of period	\$11,937,671	\$10,991,267	\$2,829,472	\$2,744,213	\$271,044	\$252,172

*Unaudited.

Refer to the notes to financial statements.

1. Organization

American Funds Short-Term Tax-Exempt Bond Fund, Limited Term Tax-Exempt Bond Fund of America, The Tax-Exempt Bond Fund of America, American High-Income Municipal Bond Fund, The Tax-Exempt Fund of California, which is presently the only series of The American Funds Tax-Exempt Series II, and American Funds Tax-Exempt Fund of New York (each a “fund” or collectively, the “funds”), are registered under the Investment Company Act of 1940 as open-end, diversified management investment companies.

Each fund’s investment objectives are as follows:

American Funds Short-Term Tax-Exempt Bond Fund – Seeks to provide current income exempt from regular federal income tax, consistent with the maturity and quality standards described in the prospectus, and to preserve capital.

Limited Term Tax-Exempt Bond Fund of America – Seeks to provide current income exempt from regular federal income tax, consistent with the maturity and quality standards described in the prospectus, and to preserve capital.

The Tax-Exempt Bond Fund of America – Seeks to provide a high level of current income exempt from federal income tax, consistent with the preservation of capital.

American High-Income Municipal Bond Fund – Seeks to provide a high level of current income exempt from regular federal income tax.

The Tax-Exempt Fund of California – Seeks to provide a high level of current income exempt from regular federal and California state income taxes. Its secondary objective is preservation of capital.

American Funds Tax-Exempt Fund of New York – Seeks to provide a high level of current income exempt from regular federal, New York state and New York City income taxes. Its secondary objective is preservation of capital.

American Funds Short-Term Tax-Exempt Bond Fund has six share classes consisting of five retail share classes (Classes A and T, as well as three F share classes, F-1, F-2 and F-3) and one share class that is only available to the American Funds Portfolio Series (Class R-6). Limited Term Tax-Exempt Bond Fund of America, The Tax-Exempt Bond Fund of America and American High-Income Municipal Bond Fund each have seven share classes consisting of six retail share classes (Classes A, C and T, as well as three F share classes, F-1, F-2 and F-3) and one share class that is only available to the American Funds Portfolio Series (Class R-6). The Tax-Exempt Fund of California and American Funds Tax-Exempt Fund of New York each have six retail share classes (Classes A, C and T, as well as three F share classes, F-1, F-2 and F-3). Some share classes are only available to limited categories of investors. The funds’ share classes are described further in the following table:

Share class	Initial sales charge	Contingent deferred sales charge upon redemption	Conversion feature
Class A	Up to 2.50% for American Funds Short-Term Tax-Exempt Bond Fund and Limited Term Tax-Exempt Bond Fund of America; up to 3.75% for all other funds	None (except 0.75% for certain redemptions within 18 months of purchase without an initial sales charge)	None
Class C*	None	1.00% for redemptions within one year of purchase	Class C converts to Class A after eight years
Class T†	Up to 2.50%	None	None
Classes F-1, F-2 and F-3	None	None	None
Class R-6	None	None	None

*Class C shares are not available for purchase in Limited Term Tax-Exempt Bond Fund of America.

†Class T shares are not available for purchase.

Holders of all share classes of each fund have equal pro rata rights to the assets, dividends and liquidation proceeds of each fund held. Each share class of each fund has identical voting rights, except for the exclusive right to vote on matters affecting only its class. Share classes have different fees and expenses (“class-specific fees and expenses”), primarily due to different arrangements for distribution, transfer agent and administrative services. Differences in class-specific fees and expenses will result in differences in net investment income and, therefore, the payment of different per-share dividends by each share class of each fund.

2. Significant accounting policies

Each fund is an investment company that applies the accounting and reporting guidance issued in Topic 946 by the U.S. Financial Accounting Standards Board. Each fund's financial statements have been prepared to comply with U.S. generally accepted accounting principles ("U.S. GAAP"). These principles require the funds' investment adviser to make estimates and assumptions that affect reported amounts and disclosures. Actual results could differ from those estimates. Subsequent events, if any, have been evaluated through the date of issuance in the preparation of the financial statements. The funds follow the significant accounting policies described in this section, as well as the valuation policies described in the next section on valuation.

Security transactions and related investment income – Security transactions are recorded by the funds as of the date the trades are executed with brokers. Realized gains and losses from security transactions are determined based on the specific identified cost of the securities. In the event a security is purchased with a delayed payment date, the funds will segregate liquid assets sufficient to meet their payment obligations. Interest income is recognized on an accrual basis. Market discounts, premiums and original issue discounts on fixed-income securities are amortized daily over the expected life of the security.

Class allocations – Income, fees and expenses (other than class-specific fees and expenses) are allocated daily among the various share classes of each fund based on the relative value of their settled shares. Realized gains and losses and unrealized appreciation and depreciation are allocated daily among the various share classes of each fund based on their relative net assets. Class-specific fees and expenses, such as distribution, transfer agent and administrative services, are charged directly to the respective share class of each fund.

Distributions paid or accrued to shareholders – Income dividends are declared daily after the determination of each fund's net investment income and are paid to shareholders monthly. Capital gain distributions are recorded on each fund's ex-dividend date.

3. Valuation

Capital Research and Management Company ("CRMC"), the funds' investment adviser, values each fund's investments at fair value as defined by U.S. GAAP. The net asset value per share of each share class of each fund is calculated once daily as of the close of regular trading on the New York Stock Exchange, normally 4 p.m. New York time, each day the New York Stock Exchange is open.

Methods and inputs – The funds' investment adviser uses the following methods and inputs to establish the fair value of each fund's assets and liabilities. Use of particular methods and inputs may vary over time based on availability and relevance as market and economic conditions evolve.

Fixed-income securities, including short-term securities, are generally valued at evaluated prices obtained from third-party pricing vendors. Vendors value such securities based on one or more of the following inputs: benchmark yields, transactions, bids, offers, quotations from dealers and trading systems, new issues, spreads and other relationships observed in the markets among comparable securities; and proprietary pricing models such as yield measures calculated using factors such as cash flows, financial or collateral performance and other reference data. For certain distressed securities, valuations may include cash flows or liquidation values using a net present value calculation based on inputs that include, but are not limited to, financial statements and debt contracts.

Exchange-traded futures are generally valued at the official settlement price of the exchange or market on which such instruments are traded, as of the close of business on the day the futures are being valued.

Securities and other assets for which representative market quotations are not readily available or are considered unreliable by the funds' investment adviser are fair valued as determined in good faith under fair valuation guidelines adopted by each fund's investment adviser and approved by the board of trustees as further described. The investment adviser follows fair valuation guidelines, consistent with U.S. Securities and Exchange Commission rules and guidance, to consider relevant principles and factors when making fair value determinations. The investment adviser considers relevant indications of value that are reasonably and timely available to it in determining the fair value to be assigned to a particular security, such as the type and cost of the security, restrictions on resale of the security, relevant financial or business developments of the issuer, actively traded similar or related securities, dealer or broker quotes, conversion or exchange rights on the security, related corporate actions, significant events occurring after the close of trading in the security, and changes in overall market conditions. In addition, the closing prices of equity securities that trade in markets outside U.S. time zones may be adjusted to reflect significant events that occur after the close of local trading but before the net asset value of each share class of each fund is determined. Fair valuations of investments that are not actively trading involve judgment and may differ materially from valuations that would have been used had greater market activity occurred.

Processes and structure – Each fund’s board of trustees has designated the funds’ investment adviser to make fair value determinations, subject to board oversight. The investment adviser has established a Joint Fair Valuation Committee (the “Committee”) to administer, implement and oversee the fair valuation process, and to make fair value decisions. The Committee regularly reviews its own fair value decisions, as well as decisions made under its standing instructions to the investment adviser’s valuation team. The Committee reviews changes in fair value measurements from period to period, pricing vendor information and market data, and may, as deemed appropriate, update the fair valuation guidelines to better reflect the results of back testing and address new or evolving issues. Pricing decisions, processes and controls over security valuation are also subject to additional internal reviews facilitated by the investment adviser’s global risk management group. The Committee reports changes to the fair valuation guidelines to the boards of trustees. Each fund’s board and audit committee also regularly review reports that describe fair value determinations and methods.

Classifications – The funds’ investment adviser classifies each fund’s assets and liabilities into three levels based on the inputs used to value the assets or liabilities. Level 1 values are based on quoted prices in active markets for identical securities. Level 2 values are based on significant observable market inputs, such as quoted prices for similar securities and quoted prices in inactive markets. Certain securities trading outside the U.S. may transfer between Level 1 and Level 2 due to valuation adjustments resulting from significant market movements following the close of local trading. Level 3 values are based on significant unobservable inputs that reflect the investment adviser’s determination of assumptions that market participants might reasonably use in valuing the securities. The valuation levels are not necessarily an indication of the risk or liquidity associated with the underlying investment. For example, U.S. government securities are reflected as Level 2 because the inputs used to determine fair value may not always be quoted prices in an active market.

The funds’ valuation levels as of January 31, 2024 are as follows (dollars in thousands):

American Funds Short-Term Tax-Exempt Bond Fund

	Investment securities			Total
	Level 1	Level 2	Level 3	
Assets:				
Bonds, notes & other debt instruments:				
Texas	\$–	\$ 292,172	\$–	\$ 292,172
California	–	217,147	–	217,147
New York	–	131,211	–	131,211
Alabama	–	93,583	–	93,583
Illinois	–	80,069	–	80,069
Pennsylvania	–	67,517	–	67,517
Florida	–	58,154	–	58,154
Indiana	–	57,389	–	57,389
Georgia	–	56,964	–	56,964
Minnesota	–	46,953	–	46,953
Other	–	779,942	–	779,942
Short-term securities	–	193,456	–	193,456
Total	\$–	\$2,074,557	\$–	\$2,074,557

	Other investments*			Total
	Level 1	Level 2	Level 3	
Assets:				
Unrealized appreciation on futures contracts	\$ 2,297	\$–	\$–	\$ 2,297
Liabilities:				
Unrealized depreciation on futures contracts	(2,435)	–	–	(2,435)
Total	\$ (138)	\$–	\$–	\$ (138)

Refer to the end of the tables for footnote.

Limited Term Tax-Exempt Bond Fund of America

	Investment securities			
	Level 1	Level 2	Level 3	Total
Assets:				
Bonds, notes & other debt instruments:				
Texas	\$-	\$ 791,812	\$-	\$ 791,812
California	-	506,538	-	506,538
New York	-	426,974	-	426,974
Illinois	-	341,256	-	341,256
Alabama	-	319,231	-	319,231
Pennsylvania	-	275,327	-	275,327
Georgia	-	209,195	-	209,195
Florida	-	205,298	-	205,298
Colorado	-	201,944	-	201,944
Michigan	-	179,784	-	179,784
Other	-	2,409,088	-	2,409,088
Short-term securities	-	396,463	-	396,463
Total	\$-	\$6,262,910	\$-	\$6,262,910
Other investments*				
	Level 1	Level 2	Level 3	Total
Assets:				
Unrealized appreciation on futures contracts	\$ 8,517	\$-	\$-	\$ 8,517
Liabilities:				
Unrealized depreciation on futures contracts	(8,059)	-	-	(8,059)
Total	\$ 458	\$-	\$-	\$ 458

The Tax-Exempt Bond Fund of America

	Investment securities			
	Level 1	Level 2	Level 3	Total
Assets:				
Bonds, notes & other debt instruments:				
Texas	\$-	\$ 2,587,748	\$ -	\$ 2,587,748
New York	-	2,580,378	-	2,580,378
Illinois	-	2,485,295	-	2,485,295
California	-	1,442,126	-	1,442,126
Florida	-	1,045,626	1,790	1,047,416
Pennsylvania	-	906,085	-	906,085
Michigan	-	821,654	-	821,654
Georgia	-	588,341	-	588,341
Washington	-	553,598	-	553,598
Arizona	-	548,309	-	548,309
Other	-	8,228,279	-	8,228,279
Short-term securities	-	1,718,658	-	1,718,658
Total	\$-	\$23,506,097	\$1,790	\$23,507,887
Other investments*				
	Level 1	Level 2	Level 3	Total
Assets:				
Unrealized appreciation on futures contracts	\$ 21,004	\$-	\$-	\$ 21,004
Liabilities:				
Unrealized depreciation on futures contracts	(17,055)	-	-	(17,055)
Total	\$ 3,949	\$-	\$-	\$ 3,949

Refer to the end of the tables for footnote.

American High-Income Municipal Bond Fund

	Investment securities			Total
	Level 1	Level 2	Level 3	
Assets:				
Bonds, notes & other debt instruments:				
Colorado	\$-	\$ 1,125,719	\$ -	\$ 1,125,719
Illinois	-	913,811	-	913,811
California	-	724,770	-	724,770
Texas	-	697,489	-	697,489
New York	-	683,924	-	683,924
Puerto Rico	-	679,844	-	679,844
Florida	-	490,927	1,814	492,741
Wisconsin	-	417,631	-	417,631
Arizona	-	414,840	-	414,840
Pennsylvania	-	405,798	-	405,798
Other	-	4,059,443	21,941	4,081,384
Short-term securities	-	1,127,780	-	1,127,780
Total	\$-	\$11,741,976	\$23,755	\$11,765,731

	Other investments*			Total
	Level 1	Level 2	Level 3	
Assets:				
Unrealized appreciation on futures contracts	\$ 3,836	\$-	\$-	\$ 3,836
Liabilities:				
Unrealized depreciation on futures contracts	(2,540)	-	-	(2,540)
Total	\$ 1,296	\$-	\$-	\$ 1,296

The Tax-Exempt Fund of California

	Investment securities			Total
	Level 1	Level 2	Level 3	
Assets:				
Bonds, notes & other debt instruments:				
Municipals	\$-	\$2,505,596	\$-	\$2,505,596
Mortgage-backed obligations	-	1,521	-	1,521
Short-term securities	-	305,850	-	305,850
Total	\$-	\$2,812,967	\$-	\$2,812,967

	Other investments*			Total
	Level 1	Level 2	Level 3	
Assets:				
Unrealized appreciation on futures contracts	\$ 2,732	\$-	\$-	\$ 2,732
Liabilities:				
Unrealized depreciation on futures contracts	(2,393)	-	-	(2,393)
Total	\$ 339	\$-	\$-	\$ 339

Refer to the end of the tables for footnote.

	Investment securities			Total
	Level 1	Level 2	Level 3	
Assets:				
Bonds, notes & other debt instruments:				
Municipals	\$–	\$253,618	\$–	\$253,618
Short-term securities	–	14,500	–	14,500
Total	<u>\$–</u>	<u>\$268,118</u>	<u>\$–</u>	<u>\$268,118</u>

	Other investments*			Total
	Level 1	Level 2	Level 3	
Assets:				
Unrealized appreciation on futures contracts	\$ 35	\$–	\$–	\$ 35
Liabilities:				
Unrealized depreciation on futures contracts	(54)	–	–	(54)
Total	<u>\$(19)</u>	<u>\$–</u>	<u>\$–</u>	<u>\$(19)</u>

*Futures contracts are not included in the fund's investment portfolio.

4. Risk factors

Investing in each fund may involve certain risks including, but not limited to, those described below.

Market conditions – The prices of, and the income generated by, the securities held by the funds may decline – sometimes rapidly or unpredictably – due to various factors, including events or conditions affecting the general economy or particular industries or companies; overall market changes; local, regional or global political, social or economic instability; governmental, governmental agency or central bank responses to economic conditions; changes in inflation rates; and currency exchange rate, interest rate and commodity price fluctuations.

Economies and financial markets throughout the world are highly interconnected. Economic, financial or political events, trading and tariff arrangements, wars, terrorism, cybersecurity events, natural disasters, public health emergencies (such as the spread of infectious disease), bank failures and other circumstances in one country or region, including actions taken by governmental or quasi-governmental authorities in response to any of the foregoing, could have impacts on global economies or markets. As a result, whether or not the fund invests in securities of issuers located in or with significant exposure to the countries affected, the value and liquidity of the funds' investments may be negatively affected by developments in other countries and regions.

Issuer risks – The prices of, and the income generated by, securities held by the funds may decline in response to various factors directly related to the issuers of such securities, including reduced demand for an issuer's goods or services, poor management performance, major litigation, investigations or other controversies related to the issuer, changes in the issuer's financial condition or credit rating, changes in government regulations affecting the issuer or its competitive environment and strategic initiatives such as mergers, acquisitions or dispositions and the market response to any such initiatives. An individual security may also be affected by factors relating to the industry or sector of the issuer or the securities markets as a whole, and conversely an industry or sector or the securities markets may be affected by a change in financial condition or other event affecting a single issuer.

Investing in municipal securities – Municipal securities are debt obligations that are exempt from federal, state and/or local income taxes. The yield and/or value of the funds' investments in municipal securities may be adversely affected by events tied to the municipal securities markets, which can be very volatile and significantly impacted by unfavorable legislative or political developments and negative changes in the financial conditions of municipal securities issuers and the economy. To the extent the funds invest in obligations of a municipal issuer, the volatility, credit quality and performance of the funds may be adversely impacted by local political and economic conditions of the issuer. For example, a credit rating downgrade, bond default or bankruptcy involving an issuer within a particular state or territory could affect the market values and marketability of many or all municipal obligations of that state or territory. Income from municipal securities held by the funds could also be declared taxable because of changes in tax laws or interpretations by taxing authorities or as a result of noncompliant conduct of a municipal issuer. Additionally, the relative amount of publicly available information about municipal securities is generally less than that for corporate securities.

Investing in debt instruments – The prices of, and the income generated by, bonds and other debt securities held by the funds may be affected by factors such as the interest rates, maturities and credit quality of these securities.

Rising interest rates will generally cause the prices of bonds and other debt securities to fall. Also, when interest rates rise, issuers of debt securities which may be prepaid at any time, such as mortgage- or other asset-backed securities, are less likely to refinance existing debt securities, causing the average life of such securities to extend. A general change in interest rates may cause investors to sell debt securities on a large scale, which could also adversely affect the price and liquidity of debt securities and could also result in increased redemptions from the funds. Falling interest rates may cause an issuer to redeem, call or refinance a debt security before its stated maturity, which may result in the funds having to reinvest the proceeds in lower yielding securities. Longer maturity debt securities generally have greater sensitivity to changes in interest rates and may be subject to greater price fluctuations than shorter maturity debt securities.

Bonds and other debt securities are also subject to credit risk, which is the possibility that the credit strength of an issuer or guarantor will weaken or be perceived to be weaker, and/or an issuer of a debt security will fail to make timely payments of principal or interest and the security will go into default. Changes in actual or perceived creditworthiness may occur quickly. A downgrade or default affecting any of the fund's securities could cause the value of the fund's shares to decrease. Lower quality debt securities generally have higher rates of interest and may be subject to greater price fluctuations than higher quality debt securities. Credit risk is gauged, in part, by the credit ratings of the debt securities in which the funds invest. However, ratings are only the opinions of the rating agencies issuing them and are not guarantees as to credit quality or an evaluation of market risk. The funds' investment adviser relies on its own credit analysts to research issuers and issues in assessing credit and default risks.

Liquidity risk – Certain fund holdings may be or may become difficult or impossible to sell, particularly during times of market turmoil. Liquidity may be impacted by the lack of an active market for a holding, legal or contractual restrictions on resale, or the reduced number and capacity of market participants to make a market in such holding. Market prices for less liquid or illiquid holdings may be volatile or difficult to determine, and reduced liquidity may have an adverse impact on the market price of such holdings. Additionally, the sale of less liquid or illiquid holdings may involve substantial delays (including delays in settlement) and additional costs and the fund may be unable to sell such holdings when necessary to meet its liquidity needs or to try to limit losses, or may be forced to sell at a loss.

Credit and liquidity support – Changes in the credit quality of banks and financial institutions providing credit and liquidity support features with respect to securities held by the funds could cause the values of these securities to decline.

Investing in lower rated debt instruments – Lower rated bonds and other lower rated debt securities generally have higher rates of interest and involve greater risk of default or price declines due to changes in the issuer's creditworthiness than those of higher quality debt securities. The market prices of these securities may fluctuate more than the prices of higher quality debt securities and may decline significantly in periods of general economic difficulty. These risks may be increased with respect to investments in junk bonds.

Investing in similar municipal bonds – Investing significantly in municipal obligations of multiple issuers in the same state or backed by revenues of similar types of projects or industries may make the funds more susceptible to certain economic, political or regulatory occurrences. As a result, the funds have greater risk of volatility, and greater risk of loss, from the investments.

Insured municipal bonds – The funds may invest in municipal bonds that are insured generally as to the timely payment of interest and repayment of principal. Insurance that covers a municipal bond does not guarantee the market value of the bond or the prices of the funds' shares. Market conditions or changes to ratings criteria could adversely impact the ratings of municipal bond insurers. If the credit rating of the insurer were downgraded or withdrawn by rating agencies, this could have an adverse effect upon the credit rating of the insured bond and, therefore, its market value, despite the quality of the underlying issuer.

Risks of investing in municipal bonds of issuers within the state of California – Because The Tax-Exempt Fund of California invests primarily in securities of issuers within the state of California, the fund is more susceptible to factors adversely affecting issuers of California securities than a comparable municipal bond mutual fund that does not concentrate its investments in a single state. For example, in the past, California voters have passed amendments to the state's constitution and other measures that limit the taxing and spending authority of California governmental entities, and future voter initiatives may adversely affect California municipal bonds.

Risks of investing in municipal bonds of issuers within the state of New York – Because American Funds Tax-Exempt Fund of New York invests primarily in securities of issuers within the state of New York, the fund is more susceptible to factors adversely affecting issuers of New York securities than a comparable municipal bond mutual fund that does not concentrate its investments in a single state. For example, such factors may include political policy changes, tax base erosion, state constitutional limits on tax increases, budget deficits and other financial or economic difficulties, and changes in the credit ratings assigned to New York’s municipal issuers. New York’s economy and finances may be especially vulnerable to changes in the performance of the financial services sector, which historically has been volatile.

Management – The investment adviser to the funds actively manages the funds’ investments. Consequently, the funds are subject to the risk that the methods and analyses, including models, tools and data, employed by the investment adviser in this process may be flawed or incorrect and may not produce the desired results. This could cause the funds to lose value or their investment results to lag relevant benchmarks or other funds with similar objectives.

5. Certain investment techniques

Unfunded commitments – American High-Income Municipal Bond Fund has participated in transactions that involve unfunded commitments, which may obligate the fund to purchase new or additional bonds if certain contingencies are met. As of January 31, 2024, the maximum exposure of unfunded bond commitments for American High-Income Municipal Bond Fund was \$7,989,000, which would represent .07% of the net assets of the fund should such commitments become due.

Futures contracts – Each fund has entered into futures contracts, which provide for the future sale by one party and purchase by another party of a specified amount of a specific financial instrument for a specified price, date, time and place designated at the time the contract is made. Futures contracts are used to strategically manage the fund’s interest rate sensitivity by increasing or decreasing the duration of the fund or a portion of the fund’s portfolio.

Upon entering into futures contracts, and to maintain the fund’s open positions in futures contracts, each fund is required to deposit with a futures broker, known as a futures commission merchant (“FCM”), in a segregated account in the name of the FCM an amount of cash, U.S. government securities or other liquid securities, known as initial margin. The margin required for a particular futures contract is set by the exchange on which the contract is traded to serve as collateral, and may be significantly modified from time to time by the exchange during the term of the contract.

On a daily basis, each fund pays or receives variation margin based on the increase or decrease in the value of the futures contracts and records variation margin on futures contracts in the statement of assets and liabilities. Futures contracts may involve a risk of loss in excess of the variation margin shown on each fund’s statement of assets and liabilities. Each fund records realized gains or losses at the time the futures contract is closed or expires. Net realized gains or losses and net unrealized appreciation or depreciation from futures contracts are recorded in each fund’s statement of operations.

The following table presents the average month-end notional amount of futures contracts while held for each fund (dollars in thousands):

	Futures contracts
American Funds Short-Term Tax-Exempt Bond Fund	\$ 472,373
Limited Term Tax-Exempt Bond Fund of America	1,709,185
The Tax-Exempt Bond Fund of America	2,608,965
American High-Income Municipal Bond Fund	729,446
The Tax-Exempt Fund of California	471,554
American Funds Tax-Exempt Fund of New York	8,693

The following tables identify the location of and fair value amounts on each fund's statement of assets and liabilities and/or the effect on each fund's statement of operations resulting from the funds' use of futures contracts as of, or for the six months ended, January 31, 2024 (dollars in thousands):

American Funds Short-Term Tax-Exempt Bond Fund

Contracts	Risk type	Assets		Liabilities	
		Location on statement of assets and liabilities	Value	Location on statement of assets and liabilities	Value
Futures	Interest	Unrealized appreciation*	\$2,297	Unrealized depreciation*	\$2,435
		Net realized gain (loss)		Net unrealized appreciation (depreciation)	
Contracts	Risk type	Location on statement of operations	Value	Location on statement of operations	Value
Futures	Interest	Net realized loss on futures contracts	\$(3,158)	Net unrealized appreciation on futures contracts	\$1,757

Limited Term Tax-Exempt Bond Fund of America

Contracts	Risk type	Assets		Liabilities	
		Location on statement of assets and liabilities	Value	Location on statement of assets and liabilities	Value
Futures	Interest	Unrealized appreciation*	\$8,517	Unrealized depreciation*	\$8,059
		Net realized gain (loss)		Net unrealized appreciation (depreciation)	
Contracts	Risk type	Location on statement of operations	Value	Location on statement of operations	Value
Futures	Interest	Net realized loss on futures contracts	\$(10,181)	Net unrealized appreciation on futures contracts	\$6,996

The Tax-Exempt Bond Fund of America

Contracts	Risk type	Assets		Liabilities	
		Location on statement of assets and liabilities	Value	Location on statement of assets and liabilities	Value
Futures	Interest	Unrealized appreciation*	\$21,004	Unrealized depreciation*	\$17,055
		Net realized gain (loss)		Net unrealized appreciation (depreciation)	
Contracts	Risk type	Location on statement of operations	Value	Location on statement of operations	Value
Futures	Interest	Net realized loss on futures contracts	\$(20,926)	Net unrealized appreciation on futures contracts	\$24,713

American High-Income Municipal Bond Fund

Contracts	Risk type	Assets		Liabilities	
		Location on statement of assets and liabilities	Value	Location on statement of assets and liabilities	Value
Futures	Interest	Unrealized appreciation*	\$3,836	Unrealized depreciation*	\$2,540

Refer to the end of the tables for footnote.

Contracts	Risk type	Net realized gain (loss)		Net unrealized appreciation (depreciation)	
		Location on statement of operations	Value	Location on statement of operations	Value
Futures	Interest	Net realized loss on futures contracts	\$(10,917)	Net unrealized appreciation on futures contracts	\$8,566

The Tax-Exempt Fund of California

Contracts	Risk type	Assets		Liabilities	
		Location on statement of assets and liabilities	Value	Location on statement of assets and liabilities	Value
Futures	Interest	Unrealized appreciation*	\$2,732	Unrealized depreciation*	\$2,393

Contracts	Risk type	Net realized gain (loss)		Net unrealized appreciation (depreciation)	
		Location on statement of operations	Value	Location on statement of operations	Value
Futures	Interest	Net realized loss on futures contracts	\$(1,947)	Net unrealized appreciation on futures contracts	\$2,931

American Funds Tax-Exempt Fund of New York

Contracts	Risk type	Assets		Liabilities	
		Location on statement of assets and liabilities	Value	Location on statement of assets and liabilities	Value
Futures	Interest	Unrealized appreciation*	\$35	Unrealized depreciation*	\$54

Contracts	Risk type	Net realized gain (loss)		Net unrealized appreciation (depreciation)	
		Location on statement of operations	Value	Location on statement of operations	Value
Futures	Interest	Net realized loss on futures contracts	\$(154)	Net unrealized appreciation on futures contracts	\$114

*Includes cumulative appreciation/depreciation on futures contracts as reported in the applicable table following each fund's investment portfolio. Only current day's variation margin is reported within each fund's statement of assets and liabilities.

Collateral – Each fund either receives or pledges highly liquid assets, such as cash or U.S. government securities, as collateral due to its use of futures contracts. The purpose of the collateral is to cover potential losses that could occur in the event that either party cannot meet its contractual obligation. Non-cash collateral pledged by each fund, if any, is disclosed in each fund's investment portfolio, and cash collateral pledged by each fund, if any, is held in a segregated account with each fund's custodian, which is reflected as pledged cash collateral in each fund's statement of assets and liabilities.

6. Taxation and distributions

Federal income taxation – Each fund complies with the requirements under Subchapter M of the Internal Revenue Code applicable to regulated investment companies and intends to distribute substantially all of its net tax-exempt income and net capital gains each year. Generally, income earned by each fund is exempt from federal income taxes; however, each fund may earn taxable income from certain investments. The funds are not subject to income taxes to the extent such taxable income and net capital gains are distributed. To the extent the funds recognize taxable income, the funds may pay tax on such income in lieu of making distributions; amounts paid are included within federal, state and local taxes on the funds' statements of operations.

As of and during the period ended January 31, 2024, none of the funds had a liability for any unrecognized tax benefits. Each fund recognizes interest and penalties, if any, related to unrecognized tax benefits as income tax expense in their respective statements of operations. During the period, none of the funds incurred any significant interest or penalties.

Each fund's tax returns are generally not subject to examination by federal, state and, if applicable, non-U.S. tax authorities after the expiration of each jurisdiction's statute of limitations, which is typically three years after the date of filing but can be extended in certain jurisdictions.

Distributions – Distributions determined on a tax basis may differ from net investment income and net realized gains for financial reporting purposes. These differences are due primarily to different treatment for items such as short-term capital gains and losses; capital losses related to sales of certain securities within 30 days of purchase; paydowns on fixed income securities; cost of investments sold; net capital losses; amortization of premiums and discounts and income on certain investments. The fiscal year in which amounts are distributed may differ from the year in which the net investment income and net realized gains are recorded by the funds for financial reporting purposes. The funds may also designate a portion of the amount paid to redeeming shareholders as a distribution for tax purposes.

Additional tax basis disclosures for each fund are as follows (dollars in thousands):

	American Funds Short-Term Tax-Exempt Bond Fund	Limited Term Tax-Exempt Bond Fund of America	The Tax-Exempt Bond Fund of America	American High-Income Municipal Bond Fund	The Tax-Exempt Fund of California	American Funds Tax-Exempt Fund of New York
As of July 31, 2023						
Undistributed ordinary income	\$ –	\$ –	\$ 5,260	\$ 533	\$ 687	\$ –
Undistributed tax-exempt income	280	1,284	6,262	5,344	967	82
Capital loss carryforward*	(23,315)	(119,945)	(442,472)	(179,132)	(39,519)	(6,579)
As of January 31, 2024						
Gross unrealized appreciation on investments	11,650	55,464	272,781	220,690	35,369	3,788
Gross unrealized depreciation on investments	(35,286)	(178,985)	(929,090)	(690,196)	(105,980)	(7,548)
Net unrealized appreciation (depreciation) on investments	(23,636)	(123,521)	(656,309)	(469,506)	(70,611)	(3,760)
Cost of investments	2,098,055	6,386,889	24,168,145	12,236,533	2,883,917	271,859

*Each fund's capital loss carryforwards will be used to offset any capital gains realized by the fund in the current year or in subsequent years. For Short-Term Tax-Exempt Bond Fund and Limited Term Tax-Exempt Bond Fund of America, utilization of capital losses may be limited in current and future years due to IRC Section 382. Funds with a capital loss carryforward will not make distributions from capital gains while a capital loss carryforward remains.

Distributions paid or accrued by each fund were characterized for tax purposes as follows (dollars in thousands):

American Funds Short-Term Tax-Exempt Bond Fund

Share class	Six months ended January 31, 2024			Year ended July 31, 2023		
	Tax-exempt income	Ordinary income	Total distributions paid or accrued	Tax-exempt income	Ordinary income	Total distributions paid or accrued
Class A	\$13,637	\$–	\$13,637	\$24,106	\$–	\$24,106
Class T	– [†]	–	– [†]	– [†]	–	– [†]
Class F-1	55	–	55	90	–	90
Class F-2	2,877	–	2,877	5,110	–	5,110
Class F-3	6,470	–	6,470	10,015	–	10,015
Class R-6	2,366	–	2,366	4,578	–	4,578
Total	\$25,405	\$–	\$25,405	\$43,899	\$–	\$43,899

Refer to the end of the tables for footnote.

Limited Term Tax-Exempt Bond Fund of America

Share class	Six months ended January 31, 2024			Year ended July 31, 2023		
	Tax-exempt income	Ordinary income	Total distributions paid or accrued	Tax-exempt income	Ordinary income	Total distributions paid or accrued
Class A	\$35,271	\$-	\$35,271	\$ 62,376	\$-	\$ 62,376
Class C	98	-	98	168	-	168
Class T	- [†]	-	- [†]	- [†]	-	- [†]
Class F-1	381	-	381	726	-	726
Class F-2	9,811	-	9,811	18,237	-	18,237
Class F-3	18,330	-	18,330	30,212	-	30,212
Class R-6	8,799	-	8,799	15,940	-	15,940
Total	\$72,690	\$-	\$72,690	\$127,659	\$-	\$127,659

The Tax-Exempt Bond Fund of America

Share class	Six months ended January 31, 2024			Year ended July 31, 2023		
	Tax-exempt income	Ordinary income	Total distributions paid or accrued	Tax-exempt income	Ordinary income	Total distributions paid or accrued
Class A	\$163,589	\$ 5,235	\$168,824	\$301,345	\$-	\$301,345
Class C	2,119	42	2,161	4,495	-	4,495
Class T	- [†]	- [†]	- [†]	- [†]	-	- [†]
Class F-1	2,187	65	2,252	4,925	-	4,925
Class F-2	78,513	2,586	81,099	132,143	-	132,143
Class F-3	80,203	2,713	82,916	149,439	-	149,439
Class R-6	10,587	359	10,946	18,963	-	18,963
Total	\$337,198	\$11,000	\$348,198	\$611,310	\$-	\$611,310

American High-Income Municipal Bond Fund

Share class	Six months ended January 31, 2024			Year ended July 31, 2023		
	Tax-exempt income	Ordinary income	Total distributions paid or accrued	Tax-exempt income	Ordinary income	Total distributions paid or accrued
Class A	\$ 94,946	\$1,637	\$ 96,583	\$177,343	\$-	\$177,343
Class C	1,897	17	1,914	3,975	-	3,975
Class T	- [†]	- [†]	- [†]	- [†]	-	- [†]
Class F-1	1,781	31	1,812	3,639	-	3,639
Class F-2	45,717	888	46,605	71,216	-	71,216
Class F-3	62,207	1,319	63,526	95,459	-	95,459
Class R-6	24,384	470	24,854	43,757	-	43,757
Total	\$230,932	\$4,362	\$235,294	\$395,389	\$-	\$395,389

Refer to the end of the tables for footnote.

The Tax-Exempt Fund of California

Share class	Six months ended January 31, 2024			Year ended July 31, 2023		
	Tax-exempt income	Ordinary income	Total distributions paid or accrued	Tax-exempt income	Ordinary income	Total distributions paid or accrued
Class A	\$20,762	\$438	\$21,200	\$39,883	\$–	\$39,883
Class C	280	3	283	602	–	602
Class T	– [†]	– [†]	– [†]	– [†]	–	– [†]
Class F-1	644	14	658	1,177	–	1,177
Class F-2	8,302	201	8,503	14,332	–	14,332
Class F-3	9,750	244	9,994	13,980	–	13,980
Total	\$39,738	\$900	\$40,638	\$69,974	\$–	\$69,974

American Funds Tax-Exempt Fund of New York

Share class	Six months ended January 31, 2024			Year ended July 31, 2023		
	Tax-exempt income	Ordinary income	Total distributions paid or accrued	Tax-exempt income	Ordinary income	Total distributions paid or accrued
Class A	\$2,588	\$–	\$2,588	\$4,613	\$–	\$4,613
Class C	76	–	76	177	–	177
Class T	– [†]	–	– [†]	– [†]	–	– [†]
Class F-1	11	–	11	34	–	34
Class F-2	495	–	495	774	–	774
Class F-3	631	–	631	1,097	–	1,097
Total	\$3,801	\$–	\$3,801	\$6,695	\$–	\$6,695

[†]Amount less than one thousand.

7. Fees and transactions with related parties

CRMC, the funds' investment adviser, is the parent company of American Funds Distributors[®], Inc. ("AFD"), the principal underwriter of the funds' shares, and American Funds Service Company[®] ("AFS"), the funds' transfer agent. CRMC, AFD and AFS are considered related parties to each fund.

Investment advisory services – Each fund has an investment advisory and service agreement with CRMC that provides for monthly fees accrued daily. These fees are based on annual rates that generally decrease as net asset levels increase. The agreement for each fund, except American Funds Short-Term Tax-Exempt Bond Fund, also provides for monthly fees accrued daily based on a series of decreasing rates on each fund's monthly gross income.

The range of rates, net asset levels, gross income levels and annualized rates of average net assets for each fund are as follows:

Fund	Rates		Net asset level (in billions)		Rates		Monthly gross income		Annualized rates for the six months ended January 31, 2024, before waiver	Annualized rates for the six months ended January 31, 2024, after waiver
	Beginning with	Ending with	Up to	In excess of	Beginning with	Ending with	Up to	In excess of		
American Funds Short-Term Tax-Exempt Bond Fund	.204%	.175%	\$15.0	\$15.0	Not applicable				.203%	.203%
Limited Term Tax-Exempt Bond Fund of America	.143	.120	15.0	15.0	3.00%	2.50%	\$3,333,333	\$3,333,333	.216	.216
The Tax-Exempt Bond Fund of America	.300	.105	.06	28.0	3.00	2.00	3,333,333	8,333,333	.207	.207
American High-Income Municipal Bond Fund	.151	.130	15.0	15.0	3.00	2.50	3,333,333	3,333,333	.281	.278
The Tax-Exempt Fund of California	.157	.130	15.0	15.0	3.00	2.50	3,333,333	3,333,333	.252	.252
American Funds Tax-Exempt Fund of New York	.157	.130	15.0	15.0	3.00	2.50	3,333,333	3,333,333	.265	.239

Investment advisory services waiver – CRMC is waiving a portion of its investment advisory services fees for some of the funds. For the six months ended January 31, 2024, total investment advisory services fees waived by CRMC were \$192,000 and \$33,000 for American High-Income Municipal Bond Fund and American Funds Tax-Exempt Fund of New York, respectively. CRMC does not intend to recoup these waivers. Investment advisory fees in each fund’s statement of operations are presented gross of any waivers from CRMC.

Class-specific fees and expenses – Expenses that are specific to individual share classes are accrued directly to the respective share class of each fund. The principal class-specific fees and expenses are described below:

Distribution services – Each fund has plans of distribution for all share classes, except Class F-2, F-3 and R-6 shares, if applicable. Under the plans, each fund’s board of trustees approves certain categories of expenses that are used to finance activities primarily intended to sell fund shares and service existing accounts. The plans provide for payments based on an annualized percentage of average daily net assets. In some cases, the boards of trustees have limited the amounts that may be paid to less than the maximum allowed by the plans. All share classes with a plan may use the allotted percentage of average daily net assets to pay service fees, or to compensate AFD for paying service fees, to firms that have entered into agreements with AFD to provide certain shareholder services. The remaining amounts available to be paid under each plan are paid to dealers to compensate them for their sales activities.

Share class	American Funds Short-Term Tax-Exempt Bond Fund		Limited Term Tax-Exempt Bond Fund of America		The Tax-Exempt Bond Fund of America	
	Currently approved limits	Plan limits	Currently approved limits	Plan limits	Currently approved limits	Plan limits
Class A	0.15%	0.15%	0.30%	0.30%	0.25%	0.25%
Class C	Not applicable	Not applicable	1.00	1.00	1.00	1.00
Classes T and F-1	0.25	0.50	0.25	0.50	0.25	0.50

Share class	American High-Income Municipal Bond Fund		The Tax-Exempt Fund of California		American Funds Tax-Exempt Fund of New York	
	Currently approved limits	Plan limits	Currently approved limits	Plan limits	Currently approved limits	Plan limits
Class A	0.30%	0.30%	0.25%	0.25%	0.25%	0.30%
Class C	1.00	1.00	1.00	1.00	1.00	1.00
Classes T and F-1	0.25	0.50	0.25	0.50	0.25	0.50

For Class A shares, distribution-related expenses include the reimbursement of dealer and wholesaler commissions paid by AFD for certain shares sold without a sales charge. This share class of each fund reimburses AFD for amounts billed within the prior 15 months but only to the extent that the overall annual expense limit is not exceeded. As of January 31, 2024, unreimbursed expenses subject to reimbursement for Class A shares of each fund were as follows (dollars in thousands):

Fund	Class A
American Funds Short-Term Tax-Exempt Bond Fund	\$ 932
Limited-Term Tax-Exempt Bond Fund of America	1,385
The Tax-Exempt Bond Fund of America	6,564
American High-Income Municipal Bond Fund	–
The Tax-Exempt Fund of California	919
American Funds Tax-Exempt Fund of New York	206

Transfer agent services – Each fund has a shareholder services agreement with AFS under which each fund compensates AFS for providing transfer agent services to each of the funds' share classes. These services include recordkeeping, shareholder communications and transaction processing. In addition, each fund reimburses AFS for amounts paid to third parties for performing transfer agent services on behalf of its respective fund shareholders.

Administrative services – Each fund has an administrative services agreement with CRMC under which each fund compensates CRMC for providing administrative services to each of the funds' share classes. Administrative services are provided by CRMC and its affiliates to help assist third parties providing non-distribution services to fund shareholders. These services include providing in depth information on each fund and market developments that impact each fund's investments. Administrative services also include, but are not limited to, coordinating, monitoring and overseeing third parties that provide services to each fund's shareholders. The agreement provides each fund the ability to charge an administrative services fee at the annual rate of 0.05% of the average daily net assets attributable to each share class of each fund. Currently the funds pay an administrative services fee at the annual rate of 0.03% of the average daily net assets attributable to each share class of each fund for CRMC's provision of administrative services.

For the six months ended January 31, 2024, class-specific expenses under the agreements for each fund were as follows (dollars in thousands):

American Funds Short-Term Tax-Exempt Bond Fund

Share class	Distribution services	Transfer agent services	Administrative services
Class A	\$880	\$252	\$176
Class T	–	–*	–*
Class F-1	6	3	1
Class F-2	Not applicable	89	36
Class F-3	Not applicable	4	77
Class R-6	Not applicable	2	28
Total class-specific expenses	\$886	\$350	\$318

Limited Term Tax-Exempt Bond Fund of America

Share class	Distribution services	Transfer agent services	Administrative services
Class A	\$4,965	\$ 726	\$497
Class C	69	3	2
Class T	–	–*	–*
Class F-1	45	23	6
Class F-2	Not applicable	452	124
Class F-3	Not applicable	11	222
Class R-6	Not applicable	5	107
Total class-specific expenses	\$5,079	\$1,220	\$958

The Tax-Exempt Bond Fund of America

Share class	Distribution services	Transfer agent services	Administrative services
Class A	\$14,272	\$2,235	\$1,713
Class C	1,003	40	30
Class T	–	–*	–*
Class F-1	196	96	24
Class F-2	Not applicable	2,780	773
Class F-3	Not applicable	48	763
Class R-6	Not applicable	6	101
Total class-specific expenses	\$15,471	\$5,205	\$3,404

American High-Income Municipal Bond Fund

Share class	Distribution services	Transfer agent services	Administrative services
Class A	\$6,375	\$1,326	\$ 709
Class C	577	33	17
Class T	–	–*	–*
Class F-1	112	55	14
Class F-2	Not applicable	1,151	324
Class F-3	Not applicable	22	430
Class R-6	Not applicable	9	168
Total class-specific expenses	\$7,064	\$2,596	\$1,662

Refer to the end of the tables for footnote.

The Tax-Exempt Fund of California

Share class	Distribution services	Transfer agent services	Administrative services
Class A	\$1,824	\$190	\$219
Class C	134	3	4
Class T	–	–*	–*
Class F-1	58	28	7
Class F-2	Not applicable	256	82
Class F-3	Not applicable	6	94
Total class-specific expenses	\$2,016	\$483	\$406

American Funds Tax-Exempt Fund of New York

Share class	Distribution services	Transfer agent services	Administrative services
Class A	\$219	\$32	\$26
Class C	35	1	1
Class T	–	–*	–*
Class F-1	1	1	–*
Class F-2	Not applicable	17	5
Class F-3	Not applicable	–*	6
Total class-specific expenses	\$255	\$51	\$38

*Amount less than one thousand.

Miscellaneous fee reimbursements – CRMC reimbursed a portion of miscellaneous fees and expenses of American Funds Short-Term Tax-Exempt Bond Fund and American Funds Tax-Exempt Fund of New York. Miscellaneous fees and expenses exclude investment advisory services fees and distribution services fees. For the six months ended January 31, 2024, total fees and expenses reimbursed by CRMC were \$260,000 and \$96,000 for American Funds Short-Term Tax-Exempt Bond Fund and American Funds Tax-Exempt Fund of New York, respectively. CRMC may recoup all or a portion of these reimbursements during the current fiscal year. These reimbursements may be adjusted or discontinued by CRMC, subject to any restrictions in each fund’s prospectus. Fees and expenses in each fund’s statement of operations are presented gross of any reimbursements from CRMC.

Trustees’ deferred compensation – Trustees who are unaffiliated with CRMC may elect to defer the cash payment of part or all of their compensation. These deferred amounts, which remain as liabilities of each fund, are treated as if invested in shares of the funds or other American Funds. These amounts represent general, unsecured liabilities of each fund and vary according to the total returns of the selected funds. Trustees’ compensation in the funds’ statements of operations reflects the current fees (either paid in cash or deferred) and a net increase in the value of the following deferred amounts (dollars in thousands):

Fund	Current fees	Increase in value of deferred amounts	Total trustees’ compensation
American Funds Short-Term Tax-Exempt Bond Fund	\$ 6	\$ 3	\$ 9
Limited Term Tax-Exempt Bond Fund of America	17	9	26
The Tax-Exempt Bond Fund of America	53	62	115
American High-Income Municipal Bond Fund	24	11	35
The Tax-Exempt Fund of California	6	7	13
American Funds Tax-Exempt Fund of New York	1	–*	1

*Amount less than one thousand.

Affiliated officers and trustees – Officers and certain trustees of the funds are or may be considered to be affiliated with CRMC, AFD and AFS. No affiliated officers or trustees received any compensation directly from the funds.

Security transactions with related funds – Each fund may purchase securities from, or sell securities to, other CRMC-managed funds (or funds managed by certain affiliates of CRMC) under procedures adopted by each fund’s board of trustees. The funds involved in such transactions are considered related by virtue of having a common investment adviser (or affiliated investment advisers), common trustees and/or common officers. When such transactions occur, each transaction is executed at the current market price of the security and no brokerage commissions or fees are paid in accordance with Rule 17a-7 of the 1940 Act.

The following table presents purchase and sale transactions between each fund and related funds, and the net realized gain (loss) from such sales, if any, during the six months ended January 31, 2024 (dollars in thousands):

Fund	Purchases	Sales	Net realized gain (loss)
American Funds Short-Term Tax-Exempt Bond Fund	\$854	\$–	\$–
Limited Term Tax-Exempt Bond Fund of America	66	–	–
The Tax-Exempt Bond Fund of America	551	–	–

Interfund lending – Pursuant to an exemptive order issued by the SEC, the funds, along with other CRMC-managed funds (or funds managed by certain affiliates of CRMC), may participate in an interfund lending program. The program provides an alternate credit facility that permits the funds to lend or borrow cash for temporary purposes directly to or from one another, subject to the conditions of the exemptive order. None of the funds lent or borrowed cash during the six months ended January 31, 2024.

8. Committed line of credit

American High-Income Municipal Bond Fund participates with other funds managed by CRMC (or funds managed by certain affiliates of CRMC) in a \$1.5 billion credit facility (the “line of credit”) to be utilized for temporary purposes to support shareholder redemptions. The fund has agreed to pay commitment fees on its pro-rata portion of the line of credit, which are reflected in other expenses in the fund’s statement of operations. The fund did not borrow on this line of credit at any time during the six months ended January 31, 2024.

9. Indemnifications

Each fund’s organizational documents provide board members and officers with indemnification against certain liabilities or expenses in connection with the performance of their duties to the fund. In the normal course of business, each fund may also enter into contracts that provide general indemnifications. Each fund’s maximum exposure under these arrangements is unknown since it is dependent on future claims that may be made against the fund. The risk of material loss from such claims is considered remote. Insurance policies are also available to each fund’s board members and officers.

10. Capital share transactions

Capital share transactions in the funds were as follows (dollars and shares in thousands):

American Funds Short-Term Tax-Exempt Bond Fund

Share class	Sales*		Issued in connection with the merger of Capital Group Short-Term Municipal Fund		Reinvestments of distributions		Repurchases*		Net increase (decrease)	
	Amount	Shares	Amount	Shares	Amount	Shares	Amount	Shares	Amount	Shares
Six months ended January 31, 2024										
Class A	\$ 221,084	22,599			\$13,452	1,374	\$ (320,099)	(32,704)	\$ (85,563)	(8,731)
Class T	–	–			–	–	–	–	–	–
Class F-1	1,330	137			54	6	(1,488)	(152)	(104)	(9)
Class F-2	37,898	3,870			2,729	279	(78,820)	(8,043)	(38,193)	(3,894)
Class F-3	129,513	13,226			6,468	661	(144,360)	(14,762)	(8,379)	(875)
Class R-6	1,768	180			2,367	241	(33,264)	(3,407)	(29,129)	(2,986)
Total net increase (decrease)	\$ 391,593	40,012			\$25,070	2,561	\$ (578,031)	(59,068)	\$ (161,368)	(16,495)
Year ended July 31, 2023										
Class A	\$ 720,300	73,475	\$ –	–	\$23,799	2,424	\$ (825,866)	(84,092)	\$ (81,767)	(8,193)
Class T	–	–	–	–	–	–	–	–	–	–
Class F-1	2,658	270	–	–	89	9	(3,214)	(328)	(467)	(49)
Class F-2	113,187	11,527	–	–	4,897	499	(155,439)	(15,849)	(37,355)	(3,823)
Class F-3	396,380	40,091	66,859	6,869	10,012	1,020	(270,825)	(27,540)	202,426	20,440
Class R-6	14,111	1,439	–	–	4,575	466	(64,579)	(6,575)	(45,893)	(4,670)
Total net increase (decrease)	\$1,246,636	126,802	\$66,859	6,869	\$43,372	4,418	\$ (1,319,923)	(134,384)	\$ 36,944	3,705

Refer to the end of the tables for footnote.

Limited Term Tax-Exempt Bond Fund of America

Share class	Sales*		Issued in connection with the merger of Capital Group Core Municipal Fund		Reinvestments of distributions		Repurchases*		Net increase (decrease)	
	Amount	Shares	Amount	Shares	Amount	Shares	Amount	Shares	Amount	Shares
Six months ended January 31, 2024										
Class A	\$ 413,350	27,516			\$ 34,328	2,285	\$ (676,503)	(45,042)	\$ (228,825)	(15,241)
Class C	1,608	107			98	7	(3,457)	(231)	(1,751)	(117)
Class T	—	—			—	—	—	—	—	—
Class F-1	1,774	119			375	25	(7,921)	(527)	(5,772)	(383)
Class F-2	137,931	9,190			9,181	611	(244,393)	(16,311)	(97,281)	(6,510)
Class F-3	276,320	18,284			18,219	1,213	(350,618)	(23,370)	(56,079)	(3,873)
Class R-6	11,484	752			8,801	585	(82,901)	(5,575)	(62,616)	(4,238)
Total net increase (decrease)	\$ 842,467	55,968			\$ 71,002	4,726	\$ (1,365,793)	(91,056)	\$ (452,324)	(30,362)
Year ended July 31, 2023										
Class A	\$1,261,604	84,074	\$ —	—	\$ 60,708	4,035	\$ (1,798,400)	(119,605)	\$ (476,088)	(31,496)
Class C	8,633	575	—	—	166	11	(10,732)	(712)	(1,933)	(126)
Class T	—	—	—	—	—	—	—	—	—	—
Class F-1	6,366	423	—	—	712	47	(21,450)	(1,429)	(14,372)	(959)
Class F-2	510,251	33,999	—	—	16,922	1,125	(644,415)	(42,847)	(117,242)	(7,723)
Class F-3	782,188	50,101	382,221	25,809	30,033	1,996	(679,591)	(45,285)	514,851	32,621
Class R-6	31,754	2,111	—	—	15,942	1,060	(122,892)	(8,186)	(75,196)	(5,015)
Total net increase (decrease)	\$2,600,796	171,283	\$382,221	25,809	\$124,483	8,274	\$ (3,277,480)	(218,064)	\$ (169,980)	(12,698)

The Tax-Exempt Bond Fund of America

Share class	Sales*		Reinvestments of distributions		Repurchases*		Net increase (decrease)	
	Amount	Shares	Amount	Shares	Amount	Shares	Amount	Shares
Six months ended January 31, 2024								
Class A	\$1,286,207	106,118	\$162,535	13,461	\$ (1,544,303)	(128,327)	\$ (95,561)	(8,748)
Class C	10,134	837	2,121	176	(42,051)	(3,498)	(29,796)	(2,485)
Class T	—	—	—	—	—	—	—	—
Class F-1	16,818	1,385	2,195	182	(49,664)	(4,127)	(30,651)	(2,560)
Class F-2	1,528,358	126,753	76,209	6,311	(1,380,955)	(115,535)	223,612	17,529
Class F-3	1,351,522	111,871	80,951	6,703	(1,201,689)	(100,518)	230,784	18,056
Class R-6	3,868	327	10,946	906	(11,112)	(955)	3,702	278
Total net increase (decrease)	\$4,196,907	347,291	\$334,957	27,739	\$ (4,229,774)	(352,960)	\$ 302,090	22,070
Year ended July 31, 2023								
Class A	\$2,755,375	227,590	\$289,595	23,972	\$ (3,765,301)	(312,412)	\$ (720,331)	(60,850)
Class C	29,208	2,411	4,395	364	(98,178)	(8,106)	(64,575)	(5,331)
Class T	—	—	—	—	—	—	—	—
Class F-1	49,087	4,059	4,782	396	(90,657)	(7,525)	(36,788)	(3,070)
Class F-2	3,005,617	248,645	124,381	10,294	(2,917,136)	(243,137)	212,862	15,802
Class F-3	2,483,550	205,616	145,945	12,089	(3,597,778)	(300,230)	(968,283)	(82,525)
Class R-6	9,727	793	18,963	1,570	(31,206)	(2,628)	(2,516)	(265)
Total net increase (decrease)	\$8,332,564	689,114	\$588,061	48,685	\$ (10,500,256)	(874,038)	\$ (1,579,631)	(136,239)

Refer to the end of the tables for footnote.

American High-Income Municipal Bond Fund

Share class	Sales*		Reinvestments of distributions		Repurchases*		Net increase (decrease)	
	Amount	Shares	Amount	Shares	Amount	Shares	Amount	Shares
Six months ended January 31, 2024								
Class A	\$ 568,066	39,178	\$ 92,886	6,430	\$ (714,099)	(49,678)	\$ (53,147)	(4,070)
Class C	8,009	551	1,869	129	(22,478)	(1,561)	(12,600)	(881)
Class T	—	—	—	—	—	—	—	—
Class F-1	23,180	1,595	1,786	124	(26,178)	(1,819)	(1,212)	(100)
Class F-2	696,402	48,319	42,928	2,969	(545,966)	(38,261)	193,364	13,027
Class F-3	1,068,984	74,230	61,479	4,248	(558,367)	(38,837)	572,096	39,641
Class R-6	5,191	362	24,853	1,720	(28,369)	(1,988)	1,675	94
Total net increase (decrease)	\$2,369,832	164,235	\$225,801	15,620	\$(1,895,457)	(132,144)	\$ 700,176	47,711

Year ended July 31, 2023

Class A	\$1,119,948	76,786	\$170,199	11,726	\$(1,564,525)	(108,101)	\$(274,378)	(19,589)
Class C	17,381	1,190	3,880	268	(51,298)	(3,526)	(30,037)	(2,068)
Class T	—	—	—	—	—	—	—	—
Class F-1	54,697	3,765	3,591	247	(57,729)	(3,972)	559	40
Class F-2	1,311,367	90,081	64,500	4,440	(953,636)	(65,968)	422,231	28,553
Class F-3	1,574,944	108,320	93,160	6,413	(1,221,887)	(84,334)	446,217	30,399
Class R-6	25,906	1,754	43,761	3,014	(34,794)	(2,414)	34,873	2,354
Total net increase (decrease)	\$4,104,243	281,896	\$379,091	26,108	\$(3,883,869)	(268,315)	\$ 599,465	39,689

The Tax-Exempt Fund of California

Share class	Sales*		Reinvestments of distributions		Repurchases*		Net increase (decrease)	
	Amount	Shares	Amount	Shares	Amount	Shares	Amount	Shares
Six months ended January 31, 2024								
Class A	\$ 137,848	8,471	\$19,352	1,196	\$ (259,016)	(16,082)	\$(101,816)	(6,415)
Class C	1,204	75	281	17	(5,580)	(345)	(4,095)	(253)
Class T	—	—	—	—	—	—	—	—
Class F-1	6,018	369	649	40	(7,798)	(483)	(1,131)	(74)
Class F-2	202,826	12,568	7,876	487	(180,921)	(11,445)	29,781	1,610
Class F-3	265,445	16,337	9,968	615	(163,054)	(10,245)	112,359	6,707
Total net increase (decrease)	\$ 613,341	37,820	\$38,126	2,355	\$(616,369)	(38,600)	\$ 35,098	1,575
Year ended July 31, 2023								
Class A	\$ 362,058	22,194	\$36,551	2,253	\$ (516,830)	(31,943)	\$(118,221)	(7,496)
Class C	3,844	234	594	37	(13,459)	(826)	(9,021)	(555)
Class T	—	—	—	—	—	—	—	—
Class F-1	13,600	836	1,147	71	(15,035)	(930)	(288)	(23)
Class F-2	319,107	19,852	12,783	786	(291,991)	(18,160)	39,899	2,478
Class F-3	366,886	22,522	13,927	857	(212,653)	(13,194)	168,160	10,185
Total net increase (decrease)	\$1,065,495	65,638	\$65,002	4,004	\$(1,049,968)	(65,053)	\$ 80,529	4,589

Refer to the end of the tables for footnote.

American Funds Tax-Exempt Fund of New York

Share class	Sales*		Reinvestments of distributions		Repurchases*		Net increase (decrease)	
	Amount	Shares	Amount	Shares	Amount	Shares	Amount	Shares
Six months ended January 31, 2024								
Class A	\$25,627	2,590	\$2,496	255	\$(23,474)	(2,403)	\$ 4,649	442
Class C	115	11	71	7	(1,748)	(178)	(1,562)	(160)
Class T	—	—	—	—	—	—	—	—
Class F-1	2,644	262	10	1	(2,811)	(279)	(157)	(16)
Class F-2	12,863	1,323	495	51	(6,324)	(645)	7,034	729
Class F-3	14,663	1,475	630	64	(10,968)	(1,127)	4,325	412
Total net increase (decrease)	\$55,912	5,661	\$3,702	378	\$(45,325)	(4,632)	\$14,289	1,407
Year ended July 31, 2023								
Class A	\$49,823	5,057	\$4,466	453	\$(55,830)	(5,686)	\$ (1,541)	(176)
Class C	920	94	166	17	(3,203)	(323)	(2,117)	(212)
Class T	—	—	—	—	—	—	—	—
Class F-1	1,491	146	33	4	(2,142)	(211)	(618)	(61)
Class F-2	15,814	1,606	773	78	(15,586)	(1,592)	1,001	92
Class F-3	13,550	1,370	1,096	111	(13,572)	(1,381)	1,074	100
Total net increase (decrease)	\$81,598	8,273	\$6,534	663	\$(90,333)	(9,193)	\$ (2,201)	(257)

*Includes exchanges between share classes of the fund.

11. Investment transactions

Each fund engaged in purchases and sales of investment securities, excluding short-term securities and U.S. government obligations, if any, during the six months ended January 31, 2024, as follows (dollars in thousands):

Fund	Purchases	Sales
American Funds Short-Term Tax-Exempt Bond Fund	\$ 359,691	\$ 565,976
Limited Term Tax-Exempt Bond Fund of America	816,879	1,398,797
The Tax-Exempt Bond Fund of America	3,529,943	2,516,304
American High-Income Municipal Bond Fund	1,967,185	1,378,314
The Tax-Exempt Fund of California	394,401	330,336
American Funds Tax-Exempt Fund of New York	45,654	26,505

Financial highlights

American Funds Short-Term Tax-Exempt Bond Fund

Year ended	Income (loss) from investment operations ¹				Dividends and distributions			Net asset value, end of year	Total return ^{2,3}	Net assets, end of year (in millions)	Ratio of expenses to average net assets before reimbursements	Ratio of expenses to average net assets after reimbursements ³	Ratio of net income to average net assets ³
	Net asset value, beginning of year	Net investment income	Net gains (losses) on securities (both realized and unrealized)	Total from investment operations	Dividends (from net investment income)	Distributions (from capital gains)	Total dividends and distributions						
Class A:													
1/31/2024 ^{4,5}	\$ 9.81	\$.12	\$.10	\$.22	\$(.11)	\$ —	\$(.11)	\$ 9.92	2.31% ⁶	\$1,145	.45% ⁷	.43% ⁷	2.40% ⁷
7/31/2023	9.95	.18	(.14)	.04	(.18)	—	(.18)	9.81	.40	1,218	.45	.43	1.86
7/31/2022	10.33	.06	(.36)	(.30)	(.06)	(.02)	(.08)	9.95	(2.91)	1,318	.53	.53	.58
7/31/2021	10.37	.07	(.01)	.06	(.07)	(.03)	(.10)	10.33	.56	1,161	.57	.57	.68
7/31/2020	10.19	.13	.18	.31	(.13)	—	(.13)	10.37	3.07	938	.58	.58	1.27
7/31/2019	10.04	.16	.15	.31	(.16)	—	(.16)	10.19	3.09	767	.59	.59	1.56
Class T:													
1/31/2024 ^{4,5}	9.81	.13	.10	.23	(.12)	—	(.12)	9.92	2.39% ^{6,8}	— ⁹	.29% ^{7,8}	.27% ^{7,8}	2.57% ^{7,8}
7/31/2023	9.95	.20	(.14)	.06	(.20)	—	(.20)	9.81	.58 ⁸	— ⁹	.26 ⁸	.25 ⁸	2.04 ⁸
7/31/2022	10.33	.07	(.36)	(.29)	(.07)	(.02)	(.09)	9.95	(2.75) ⁸	— ⁹	.38 ⁸	.38 ⁸	.72 ⁸
7/31/2021	10.37	.09	(.01)	.08	(.09)	(.03)	(.12)	10.33	.72 ⁸	— ⁹	.42 ⁸	.42 ⁸	.84 ⁸
7/31/2020	10.19	.15	.18	.33	(.15)	—	(.15)	10.37	3.22 ⁸	— ⁹	.43 ⁸	.42 ⁸	1.43 ⁸
7/31/2019	10.04	.17	.15	.32	(.17)	—	(.17)	10.19	3.20 ⁸	— ⁹	.47 ⁸	.47 ⁸	1.67 ⁸
Class F-1:													
1/31/2024 ^{4,5}	9.81	.12	.10	.22	(.11)	—	(.11)	9.92	2.22% ⁶	5	.63 ⁷	.60 ⁷	2.23 ⁷
7/31/2023	9.95	.16	(.14)	.02	(.16)	—	(.16)	9.81	.21	5	.63	.61	1.68
7/31/2022	10.33	.04	(.36)	(.32)	(.04)	(.02)	(.06)	9.95	(3.09)	6	.73	.73	.36
7/31/2021	10.37	.05	(.01)	.04	(.05)	(.03)	(.08)	10.33	.37	9	.76	.76	.51
7/31/2020	10.19	.11	.18	.29	(.11)	—	(.11)	10.37	2.87	9	.77	.76	1.08
7/31/2019	10.04	.13	.15	.28	(.13)	—	(.13)	10.19	2.85	7	.81	.81	1.34
Class F-2:													
1/31/2024 ^{4,5}	9.81	.13	.10	.23	(.12)	—	(.12)	9.92	2.37% ⁶	215	.34 ⁷	.31 ⁷	2.52 ⁷
7/31/2023	9.95	.19	(.14)	.05	(.19)	—	(.19)	9.81	.51	251	.34	.32	1.96
7/31/2022	10.33	.07	(.36)	(.29)	(.07)	(.02)	(.09)	9.95	(2.79)	293	.42	.42	.68
7/31/2021	10.37	.08	(.01)	.07	(.08)	(.03)	(.11)	10.33	.68	290	.45	.45	.80
7/31/2020	10.19	.14	.18	.32	(.14)	—	(.14)	10.37	3.19	218	.46	.45	1.40
7/31/2019	10.04	.17	.15	.32	(.17)	—	(.17)	10.19	3.17	182	.49	.49	1.67

Refer to the end of the table for footnotes.

Financial highlights (continued)

American Funds Short-Term Tax-Exempt Bond Fund (continued)

Year ended	Income (loss) from investment operations ¹				Dividends and distributions			Net asset value, end of year	Total return ^{2,3}	Net assets, end of year (in millions)	Ratio of expenses to average net assets before reimbursements	Ratio of expenses to average net assets after reimbursements ³	Ratio of net income to average net assets ³
	Net asset value, beginning of year	Net investment income	Net gains (losses) on securities (both realized and unrealized)	Total from investment operations	Dividends (from net investment income)	Distributions (from capital gains)	Total dividends and distributions						
Class F-3:													
1/31/2024 ^{4,5}	\$ 9.81	\$.13	\$.10	\$.23	\$(.12)	\$ -	\$(.12)	\$ 9.92	2.40% ⁶	\$ 528	.26% ⁷	.24% ⁷	2.59% ⁷
7/31/2023	9.95	.20	(.14)	.06	(.20)	-	(.20)	9.81	.58	531	.26	.25	2.07
7/31/2022	10.33	.08	(.36)	(.28)	(.08)	(.02)	(.10)	9.95	(2.72)	335	.33	.33	.85
7/31/2021	10.37	.09	(.01)	.08	(.09)	(.03)	(.12)	10.33	.75	107	.39	.38	.86
7/31/2020	10.19	.15	.18	.33	(.15)	-	(.15)	10.37	3.25	74	.40	.39	1.44
7/31/2019	10.04	.17	.15	.32	(.17)	-	(.17)	10.19	3.23	52	.44	.44	1.71
Class R-6:													
1/31/2024 ^{4,5}	9.81	.13	.10	.23	(.12)	-	(.12)	9.92	2.41% ⁶	177	.26% ⁷	.24% ⁷	2.59% ⁷
7/31/2023	9.95	.20	(.14)	.06	(.20)	-	(.20)	9.81	.58	204	.26	.25	2.03
7/31/2022	10.33	.08	(.36)	(.28)	(.08)	(.02)	(.10)	9.95	(2.72)	253	.35	.35	.75
7/31/2021	10.37	.09	(.01)	.08	(.09)	(.03)	(.12)	10.33	.75	229	.39	.38	.86
7/31/2020	10.19	.15	.18	.33	(.15)	-	(.15)	10.37	3.26	162	.39	.39	1.46
7/31/2019	10.04	.17	.15	.32	(.17)	-	(.17)	10.19	3.24	132	.43	.43	1.71

	Six months ended January 31, 2024 ^{4,5,6}	Year ended July 31,				
		2023	2022	2021	2020	2019
Portfolio turnover rate for all share classes	18%	53% ¹⁰	53%	49%	65%	50%

¹Based on average shares outstanding.

²Total returns exclude any applicable sales charges, including contingent deferred sales charges.

³This column reflects the impact, if any, of certain reimbursements from CRMC. During some of the years shown, CRMC reimbursed a portion of miscellaneous fees and expenses.

⁴Based on operations for a period that is less than a full year.

⁵Unaudited.

⁶Not annualized.

⁷Annualized.

⁸All or a significant portion of assets in this class consisted of seed capital invested by CRMC and/or its affiliates. Fees for distribution services are not charged or accrued on these seed capital assets. If such fees were paid by the fund on seed capital assets, fund expenses would have been higher and net income and total return would have been lower.

⁹Amount less than \$1 million.

¹⁰The portfolio turnover calculation was adjusted to exclude the value of securities acquired in connection with the fund's acquisition of the assets of the Capital Group Short-Term Municipal Fund on September 23, 2022. The portfolio turnover rate would have been 60% without the adjustment.

Refer to the notes to financial statements.

Financial highlights (continued)

Limited Term Tax-Exempt Bond Fund of America

Year ended	Income (loss) from investment operations ¹				Dividends and distributions			Net asset value, end of year	Total return ^{2,3}	Net assets, end of year (in millions)	Ratio of expenses to average net assets before waiver	Ratio of expenses to average net assets after waiver ³	Ratio of net income to average net assets ³
	Net asset value, beginning of year	Net investment income	Net gains (losses) on securities (both realized and unrealized)	Total from investment operations	Dividends (from net investment income)	Distributions (from capital gains)	Total dividends and distributions						
Class A:													
1/31/2024 ^{4,5}	\$15.08	\$.17	\$.22	\$.39	\$(.16)	\$ —	\$(.16)	\$15.31	2.62% ⁶	\$3,250	.60% ⁷	.60% ⁷	2.22% ⁷
7/31/2023	15.29	.26	(.21)	.05	(.26)	—	(.26)	15.08	.31	3,431	.59	.58	1.75
7/31/2022	16.22	.13	(.85)	(.72)	(.13)	(.08)	(.21)	15.29	(4.46)	3,959	.57	.57	.85
7/31/2021	16.23	.16	.08	.24	(.16)	(.09)	(.25)	16.22	1.50	4,273	.58	.58	.98
7/31/2020	15.93	.25	.36	.61	(.26)	(.05)	(.31)	16.23	3.88	3,539	.60	.60	1.58
7/31/2019	15.52	.31	.41	.72	(.31)	—	(.31)	15.93	4.71	3,060	.59	.59	2.00
Class C:													
1/31/2024 ^{4,5}	15.08	.12	.22	.34	(.11)	—	(.11)	15.31	2.26 ⁶	13	1.30 ⁷	1.30 ⁷	1.52 ⁷
7/31/2023	15.29	.15	(.21)	(.06)	(.15)	—	(.15)	15.08	(.39)	15	1.29	1.28	1.05
7/31/2022	16.22	.02	(.85)	(.83)	(.02)	(.08)	(.10)	15.29	(5.13)	17	1.27	1.27	.15
7/31/2021	16.23	.04	.08	.12	(.04)	(.09)	(.13)	16.22	.78	18	1.28	1.28	.28
7/31/2020	15.93	.13	.36	.49	(.14)	(.05)	(.19)	16.23	3.16	16	1.30	1.30	.89
7/31/2019	15.52	.20	.41	.61	(.20)	—	(.20)	15.93	3.94	18	1.33	1.33	1.27
Class T:													
1/31/2024 ^{4,5}	15.08	.19	.22	.41	(.18)	—	(.18)	15.31	2.78 ^{6,8}	— ⁹	.30 ^{7,8}	.30 ^{7,8}	2.52 ^{7,8}
7/31/2023	15.29	.31	(.21)	.10	(.31)	—	(.31)	15.08	.65 ⁸	— ⁹	.26 ⁸	.25 ⁸	2.09 ⁸
7/31/2022	16.22	.18	(.85)	(.67)	(.18)	(.08)	(.26)	15.29	(4.18) ⁸	— ⁹	.27 ⁸	.27 ⁸	1.15 ⁸
7/31/2021	16.23	.21	.08	.29	(.21)	(.09)	(.30)	16.22	1.80 ⁸	— ⁹	.28 ⁸	.28 ⁸	1.29 ⁸
7/31/2020	15.93	.29	.36	.65	(.30)	(.05)	(.35)	16.23	4.18 ⁸	— ⁹	.30 ⁸	.30 ⁸	1.89 ⁸
7/31/2019	15.52	.35	.41	.76	(.35)	—	(.35)	15.93	4.99 ⁸	— ⁹	.33 ⁸	.33 ⁸	2.27 ⁸
Class F-1:													
1/31/2024 ^{4,5}	15.08	.17	.22	.39	(.16)	—	(.16)	15.31	2.60 ⁶	34	.63 ⁷	.63 ⁷	2.19 ⁷
7/31/2023	15.29	.25	(.21)	.04	(.25)	—	(.25)	15.08	.28	39	.62	.62	1.70
7/31/2022	16.22	.13	(.85)	(.72)	(.13)	(.08)	(.21)	15.29	(4.50)	54	.61	.61	.79
7/31/2021	16.23	.15	.08	.23	(.15)	(.09)	(.24)	16.22	1.46	86	.61	.61	.97
7/31/2020	15.93	.24	.36	.60	(.25)	(.05)	(.30)	16.23	3.85	97	.62	.62	1.54
7/31/2019	15.52	.30	.41	.71	(.30)	—	(.30)	15.93	4.63	60	.67	.67	1.93

Refer to the end of the table for footnotes.

Financial highlights (continued)

Limited Term Tax-Exempt Bond Fund of America (continued)

Year ended	Income (loss) from investment operations ¹				Dividends and distributions			Net asset value, end of year	Total return ^{2,3}	Net assets, end of year (in millions)	Ratio of expenses to average net assets before waiver	Ratio of expenses to average net assets after waiver ³	Ratio of net income to average net assets ³
	Net asset value, beginning of year	Net investment income	Net gains (losses) on securities (both realized and unrealized)	Total from investment operations	Dividends (from net investment income)	Distributions (from capital gains)	Total dividends and distributions						
Class F-2:													
1/31/2024 ^{4,5}	\$15.08	\$.19	\$.22	\$.41	\$(.18)	\$ —	\$(.18)	\$15.31	2.74% ⁶	\$ 805	.37% ⁷	.37% ⁷	2.45% ⁷
7/31/2023	15.29	.29	(.21)	.08	(.29)	—	(.29)	15.08	.55	891	.35	.35	1.98
7/31/2022	16.22	.17	(.85)	(.68)	(.17)	(.08)	(.25)	15.29	(4.24)	1,022	.34	.34	1.08
7/31/2021	16.23	.20	.08	.28	(.20)	(.09)	(.29)	16.22	1.74	1,185	.34	.34	1.21
7/31/2020	15.93	.28	.36	.64	(.29)	(.05)	(.34)	16.23	4.12	777	.36	.36	1.81
7/31/2019	15.52	.34	.41	.75	(.34)	—	(.34)	15.93	4.91	500	.39	.39	2.20
Class F-3:													
1/31/2024 ^{4,5}	15.08	.20	.22	.42	(.19)	—	(.19)	15.31	2.79% ⁶	1,496	.26% ⁷	.26% ⁷	2.56% ⁷
7/31/2023	15.29	.31	(.21)	.10	(.31)	—	(.31)	15.08	.65	1,532	.25	.24	2.11
7/31/2022	16.22	.19	(.85)	(.66)	(.19)	(.08)	(.27)	15.29	(4.14)	1,054	.23	.23	1.19
7/31/2021	16.23	.21	.08	.29	(.21)	(.09)	(.30)	16.22	1.84	1,042	.24	.24	1.27
7/31/2020	15.93	.30	.36	.66	(.31)	(.05)	(.36)	16.23	4.23	422	.26	.26	1.91
7/31/2019	15.52	.36	.41	.77	(.36)	—	(.36)	15.93	5.02	308	.30	.30	2.29
Class R-6:													
1/31/2024 ^{4,5}	15.08	.20	.22	.42	(.19)	—	(.19)	15.31	2.79% ⁶	699	.26% ⁷	.26% ⁷	2.56% ⁷
7/31/2023	15.29	.31	(.21)	.10	(.31)	—	(.31)	15.08	.65	752	.25	.24	2.09
7/31/2022	16.22	.19	(.85)	(.66)	(.19)	(.08)	(.27)	15.29	(4.14)	839	.23	.23	1.19
7/31/2021	16.23	.21	.08	.29	(.21)	(.09)	(.30)	16.22	1.84	961	.24	.24	1.31
7/31/2020	15.93	.30	.36	.66	(.31)	(.05)	(.36)	16.23	4.23	692	.26	.26	1.88
7/31/2019	15.52	.36	.41	.77	(.36)	—	(.36)	15.93	5.02	307	.29	.29	2.30

	Six months ended January 31, 2024 ^{4,5,6}	Year ended July 31,				
		2023	2022	2021	2020	2019
Portfolio turnover rate for all share classes	13%	39% ¹⁰	47%	43%	56%	42%

¹Based on average shares outstanding.

²Total returns exclude any applicable sales charges, including contingent deferred sales charges.

³This column reflects the impact, if any, of certain waivers from CRMC. During one of the years shown, CRMC waived a portion of investment advisory services fees.

⁴Based on operations for a period that is less than a full year.

⁵Unaudited.

⁶Not annualized.

⁷Annualized.

⁸All or a significant portion of assets in this class consisted of seed capital invested by CRMC and/or its affiliates. Fees for distribution services are not charged or accrued on these seed capital assets. If such fees were paid by the fund on seed capital assets, fund expenses would have been higher and net income and total return would have been lower.

⁹Amount less than \$1 million.

¹⁰The portfolio turnover calculation was adjusted to exclude the value of securities acquired in connection with the fund's acquisition of the assets of the Capital Group Core Municipal Fund on September 23, 2022. The portfolio turnover rate would have been 45% without the adjustment.

Refer to the notes to financial statements.

Financial highlights (continued)

The Tax-Exempt Bond Fund of America

Year ended	Income (loss) from investment operations ¹				Dividends and distributions			Net asset value, end of year	Total return ²	Net assets, end of year (in millions)	Ratio of expenses to average net assets	Ratio of net income to average net assets
	Net asset value, beginning of year	Net investment income	Net gains (losses) on securities (both realized and unrealized)	Total from investment operations	Dividends (from net investment income)	Distributions (from capital gains)	Total dividends and distributions					
Class A:												
1/31/2024 ^{3,4}	\$12.20	\$.18	\$.23	\$.41	\$(.18)	\$ —	\$(.18)	\$12.43	3.41% ⁵	\$11,754	.53% ⁶	3.01% ⁶
7/31/2023	12.46	.32	(.27)	.05	(.31)	—	(.31)	12.20	.48	11,644	.53	2.66
7/31/2022	13.78	.26	(1.25)	(.99)	(.26)	(.07)	(.33)	12.46	(7.28)	12,649	.50	2.01
7/31/2021	13.54	.28	.26	.54	(.28)	(.02)	(.30)	13.78	4.06	14,558	.51	2.07
7/31/2020	13.29	.33	.25	.58	(.33)	—	(.33)	13.54	4.40	12,623	.52	2.46
7/31/2019	12.81	.37	.47	.84	(.36)	—	(.36)	13.29	6.71	10,868	.52	2.84
Class C:												
1/31/2024 ^{3,4}	12.20	.13	.23	.36	(.13)	—	(.13)	12.43	2.99 ⁵	192	1.28 ⁶	2.26 ⁶
7/31/2023	12.46	.23	(.27)	(.04)	(.22)	—	(.22)	12.20	(.27)	218	1.28	1.90
7/31/2022	13.78	.16	(1.25)	(1.09)	(.16)	(.07)	(.23)	12.46	(7.97)	289	1.25	1.25
7/31/2021	13.54	.18	.26	.44	(.18)	(.02)	(.20)	13.78	3.28	370	1.26	1.33
7/31/2020	13.29	.23	.25	.48	(.23)	—	(.23)	13.54	3.64	376	1.26	1.73
7/31/2019	12.81	.27	.47	.74	(.26)	—	(.26)	13.29	5.88	407	1.31	2.06
Class T:												
1/31/2024 ^{3,4}	12.20	.20	.23	.43	(.20)	—	(.20)	12.43	3.55 ^{5,7}	— ⁸	.28 ^{6,7}	3.27 ^{6,7}
7/31/2023	12.46	.36	(.27)	.09	(.35)	—	(.35)	12.20	.76 ⁷	— ⁸	.24 ⁷	2.95 ⁷
7/31/2022	13.78	.29	(1.25)	(.96)	(.29)	(.07)	(.36)	12.46	(7.05) ⁷	— ⁸	.25 ⁷	2.25 ⁷
7/31/2021	13.54	.32	.26	.58	(.32)	(.02)	(.34)	13.78	4.32 ⁷	— ⁸	.26 ⁷	2.31 ⁷
7/31/2020	13.29	.36	.25	.61	(.36)	—	(.36)	13.54	4.65 ⁷	— ⁸	.27 ⁷	2.70 ⁷
7/31/2019	12.81	.40	.47	.87	(.39)	—	(.39)	13.29	6.93 ⁷	— ⁸	.32 ⁷	3.05 ⁷
Class F-1:												
1/31/2024 ^{3,4}	12.20	.17	.23	.40	(.17)	—	(.17)	12.43	3.36 ⁵	157	.61 ⁶	2.93 ⁶
7/31/2023	12.46	.31	(.27)	.04	(.30)	—	(.30)	12.20	.40	185	.61	2.58
7/31/2022	13.78	.25	(1.25)	(1.00)	(.25)	(.07)	(.32)	12.46	(7.35)	227	.59	1.92
7/31/2021	13.54	.27	.26	.53	(.27)	(.02)	(.29)	13.78	3.97	270	.59	2.00
7/31/2020	13.29	.32	.25	.57	(.32)	—	(.32)	13.54	4.31	313	.60	2.39
7/31/2019	12.81	.36	.47	.83	(.35)	—	(.35)	13.29	6.58	338	.64	2.72

Refer to the end of the table for footnotes.

Financial highlights (continued)

The Tax-Exempt Bond Fund of America (continued)

Year ended	Income (loss) from investment operations ¹				Dividends and distributions			Net asset value, end of year	Total return ²	Net assets, end of year (in millions)	Ratio of expenses to average net assets	Ratio of net income to average net assets
	Net asset value, beginning of year	Net investment income	Net gains (losses) on securities (both realized and unrealized)	Total from investment operations	Dividends (from net investment income)	Distributions (from capital gains)	Total dividends and distributions					
Class F-2:												
1/31/2024 ^{3,4}	\$12.20	\$.19	\$.23	\$.42	\$(.19)	\$ –	\$(.19)	\$12.43	3.50% ⁵	\$ 5,449	.35% ⁶	3.19% ⁶
7/31/2023	12.46	.34	(.27)	.07	(.33)	–	(.33)	12.20	.66	5,135	.35	2.84
7/31/2022	13.78	.28	(1.25)	(.97)	(.28)	(.07)	(.35)	12.46	(7.11)	5,047	.33	2.18
7/31/2021	13.54	.31	.26	.57	(.31)	(.02)	(.33)	13.78	4.24	5,469	.33	2.24
7/31/2020	13.29	.35	.25	.60	(.35)	–	(.35)	13.54	4.59	3,814	.34	2.63
7/31/2019	12.81	.39	.47	.86	(.38)	–	(.38)	13.29	6.86	2,778	.38	2.98
Class F-3:												
1/31/2024 ^{3,4}	12.20	.20	.23	.43	(.20)	–	(.20)	12.43	3.56 ⁵	5,429	.25 ⁶	3.30 ⁶
7/31/2023	12.46	.36	(.27)	.09	(.35)	–	(.35)	12.20	.76	5,108	.24	2.94
7/31/2022	13.78	.30	(1.25)	(.95)	(.30)	(.07)	(.37)	12.46	(7.01)	6,245	.22	2.29
7/31/2021	13.54	.32	.26	.58	(.32)	(.02)	(.34)	13.78	4.35	6,718	.23	2.36
7/31/2020	13.29	.36	.25	.61	(.36)	–	(.36)	13.54	4.70	7,950	.24	2.74
7/31/2019	12.81	.41	.47	.88	(.40)	–	(.40)	13.29	6.97	6,570	.27	3.09
Class R-6:												
1/31/2024 ^{3,4}	12.20	.20	.23	.43	(.20)	–	(.20)	12.43	3.56 ⁵	691	.25 ⁶	3.30 ⁶
7/31/2023	12.46	.36	(.27)	.09	(.35)	–	(.35)	12.20	.76	675	.24	2.95
7/31/2022	13.78	.30	(1.25)	(.95)	(.30)	(.07)	(.37)	12.46	(7.01)	693	.22	2.30
7/31/2021	13.54	.32	.26	.58	(.32)	(.02)	(.34)	13.78	4.35	638	.23	2.35
7/31/2020	13.29	.36	.25	.61	(.36)	–	(.36)	13.54	4.70	473	.24	2.76
7/31/2019	12.81	.41	.47	.88	(.40)	–	(.40)	13.29	6.97	685	.27	3.09

	Six months ended January 31, 2024 ^{3,4,5}	Year ended July 31,				
		2023	2022	2021	2020	2019
Portfolio turnover rate for all share classes	12%	23%	29%	21%	24%	20%

¹Based on average shares outstanding.

²Total returns exclude any applicable sales charges, including contingent deferred sales charges.

³Based on operations for a period that is less than a full year.

⁴Unaudited.

⁵Not annualized.

⁶Annualized.

⁷All or a significant portion of assets in this class consisted of seed capital invested by CRMC and/or its affiliates. Fees for distribution services are not charged or accrued on these seed capital assets. If such fees were paid by the fund on seed capital assets, fund expenses would have been higher and net income and total return would have been lower.

⁸Amount less than \$1 million.

Refer to the notes to financial statements.

Financial highlights (continued)

American High-Income Municipal Bond Fund

Year ended	Income (loss) from investment operations ¹				Dividends and distributions			Net asset value, end of year	Total return ^{2,3}	Net assets, end of year (in millions)	Ratio of expenses to average net assets before waivers	Ratio of expenses to average net assets after waivers ³	Ratio of net income to average net assets ³
	Net asset value, beginning of year	Net investment income	Net gains (losses) on securities (both realized and unrealized)	Total from investment operations	Dividends (from net investment income)	Distributions (from capital gains)	Total dividends and distributions						
Class A:													
1/31/2024 ^{4,5}	\$14.68	\$.33	\$.27	\$.60	\$(.30)	\$ –	\$(.30)	\$14.98	4.16% ⁶	\$4,890	.65% ⁷	.65% ⁷	4.51% ⁷
7/31/2023	15.30	.58	(.67)	(.09)	(.53)	–	(.53)	14.68	(.49)	4,849	.65	.64	3.98
7/31/2022	17.20	.48	(1.79)	(1.31)	(.46)	(.13)	(.59)	15.30	(7.78)	5,354	.63	.63	2.95
7/31/2021	16.20	.48	1.04	1.52	(.49)	(.03)	(.52)	17.20	9.52	5,875	.65	.65	2.91
7/31/2020	16.33	.59	(.17)	.42	(.54)	(.01)	(.55)	16.20	2.68	4,871	.68	.68	3.63
7/31/2019	15.78	.58	.54	1.12	(.57)	–	(.57)	16.33	7.28	4,637	.68	.68	3.67
Class C:													
1/31/2024 ^{4,5}	14.68	.27	.27	.54	(.24)	–	(.24)	14.98	3.76 ⁶	114	1.38 ⁷	1.38 ⁷	3.78 ⁷
7/31/2023	15.30	.48	(.67)	(.19)	(.43)	–	(.43)	14.68	(1.21)	124	1.37	1.36	3.26
7/31/2022	17.20	.36	(1.78)	(1.42)	(.35)	(.13)	(.48)	15.30	(8.43)	161	1.33	1.33	2.23
7/31/2021	16.20	.36	1.04	1.40	(.37)	(.03)	(.40)	17.20	8.76	209	1.35	1.35	2.22
7/31/2020	16.33	.48	(.17)	.31	(.43)	(.01)	(.44)	16.20	1.97	203	1.38	1.38	2.93
7/31/2019	15.78	.47	.54	1.01	(.46)	–	(.46)	16.33	6.49	238	1.41	1.41	2.94
Class T:													
1/31/2024 ^{4,5}	14.68	.35	.27	.62	(.32)	–	(.32)	14.98	4.31 ^{6,8}	– ⁹	.38 ^{7,8}	.38 ^{7,8}	4.78 ^{7,8}
7/31/2023	15.30	.62	(.67)	(.05)	(.57)	–	(.57)	14.68	(.21) ⁸	– ⁹	.37 ⁸	.36 ⁸	4.26 ⁸
7/31/2022	17.20	.53	(1.79)	(1.26)	(.51)	(.13)	(.64)	15.30	(7.51) ⁸	– ⁹	.33 ⁸	.33 ⁸	3.25 ⁸
7/31/2021	16.20	.53	1.04	1.57	(.54)	(.03)	(.57)	17.20	9.84 ⁸	– ⁹	.35 ⁸	.35 ⁸	3.21 ⁸
7/31/2020	16.33	.64	(.17)	.47	(.59)	(.01)	(.60)	16.20	2.99 ⁸	– ⁹	.38 ⁸	.38 ⁸	3.92 ⁸
7/31/2019	15.78	.62	.54	1.16	(.61)	–	(.61)	16.33	7.55 ⁸	– ⁹	.42 ⁸	.42 ⁸	3.93 ⁸
Class F-1:													
1/31/2024 ^{4,5}	14.68	.32	.27	.59	(.29)	–	(.29)	14.98	4.13 ⁶	97	.70 ⁷	.69 ⁷	4.46 ⁷
7/31/2023	15.30	.58	(.67)	(.09)	(.53)	–	(.53)	14.68	(.52)	97	.68	.67	3.95
7/31/2022	17.20	.47	(1.78)	(1.31)	(.46)	(.13)	(.59)	15.30	(7.81)	100	.66	.66	2.91
7/31/2021	16.20	.48	1.04	1.52	(.49)	(.03)	(.52)	17.20	9.50	125	.68	.68	2.90
7/31/2020	16.33	.59	(.17)	.42	(.54)	(.01)	(.55)	16.20	2.66	146	.70	.70	3.60
7/31/2019	15.78	.57	.54	1.11	(.56)	–	(.56)	16.33	7.21	180	.74	.74	3.61

Refer to the end of the table for footnotes.

Financial highlights (continued)

American High-Income Municipal Bond Fund (continued)

Year ended	Income (loss) from investment operations ¹				Dividends and distributions			Net asset value, end of year	Total return ^{2,3}	Net assets, end of year (in millions)	Ratio of expenses to average net assets before waivers	Ratio of expenses to average net assets after waivers ³	Ratio of net income to average net assets ³
	Net asset value, beginning of year	Net investment income	Net gains (losses) on securities (both realized and unrealized)	Total from investment operations	Dividends (from net investment income)	Distributions (from capital gains)	Total dividends and distributions						
Class F-2:													
1/31/2024 ^{4,5}	\$14.68	\$.34	\$.27	\$.61	\$(.31)	\$ –	\$(.31)	\$14.98	4.28% ⁶	\$2,370	.43% ⁷	.43% ⁷	4.73% ⁷
7/31/2023	15.30	.61	(.67)	(.06)	(.56)	–	(.56)	14.68	(.26)	2,130	.42	.41	4.22
7/31/2022	17.20	.52	(1.79)	(1.27)	(.50)	(.13)	(.63)	15.30	(7.57)	1,784	.39	.39	3.20
7/31/2021	16.20	.52	1.04	1.56	(.53)	(.03)	(.56)	17.20	9.78	1,773	.41	.41	3.13
7/31/2020	16.33	.63	(.17)	.46	(.58)	(.01)	(.59)	16.20	2.93	1,186	.44	.44	3.86
7/31/2019	15.78	.61	.54	1.15	(.60)	–	(.60)	16.33	7.49	1,114	.47	.47	3.87
Class F-3:													
1/31/2024 ^{4,5}	14.68	.35	.27	.62	(.32)	–	(.32)	14.98	4.33 ⁶	3,305	.33 ⁷	.33 ⁷	4.83 ⁷
7/31/2023	15.30	.63	(.67)	(.04)	(.58)	–	(.58)	14.68	(.15)	2,654	.31	.30	4.32
7/31/2022	17.20	.54	(1.79)	(1.25)	(.52)	(.13)	(.65)	15.30	(7.47)	2,302	.29	.29	3.32
7/31/2021	16.20	.54	1.04	1.58	(.55)	(.03)	(.58)	17.20	9.89	1,914	.31	.31	3.22
7/31/2020	16.33	.65	(.17)	.48	(.60)	(.01)	(.61)	16.20	3.04	1,085	.33	.33	3.97
7/31/2019	15.78	.63	.54	1.17	(.62)	–	(.62)	16.33	7.60	897	.37	.37	3.97
Class R-6:													
1/31/2024 ^{4,5}	14.68	.35	.27	.62	(.32)	–	(.32)	14.98	4.33 ⁶	1,162	.33 ⁷	.32 ⁷	4.83 ⁷
7/31/2023	15.30	.63	(.67)	(.04)	(.58)	–	(.58)	14.68	(.15)	1,137	.31	.31	4.32
7/31/2022	17.20	.53	(1.78)	(1.25)	(.52)	(.13)	(.65)	15.30	(7.47)	1,149	.29	.29	3.31
7/31/2021	16.20	.54	1.04	1.58	(.55)	(.03)	(.58)	17.20	9.89	1,066	.31	.31	3.25
7/31/2020	16.33	.65	(.17)	.48	(.60)	(.01)	(.61)	16.20	3.04	794	.33	.33	3.98
7/31/2019	15.78	.63	.54	1.17	(.62)	–	(.62)	16.33	7.61	686	.37	.37	3.98

	Six months ended January 31, 2024 ^{4,5,6}	Year ended July 31,				
		2023	2022	2021	2020	2019
Portfolio turnover rate for all share classes	14%	26%	35%	24%	35%	20%

¹Based on average shares outstanding.

²Total returns exclude any applicable sales charges, including contingent deferred sales charges.

³This column reflects the impact, if any, of certain waivers from CRMC. During some of the years shown, CRMC waived a portion of investment advisory services fees.

⁴Based on operations for a period that is less than a full year.

⁵Unaudited.

⁶Not annualized.

⁷Annualized.

⁸All or a significant portion of assets in this class consisted of seed capital invested by CRMC and/or its affiliates. Fees for distribution services are not charged or accrued on these seed capital assets. If such fees were paid by the fund on seed capital assets, fund expenses would have been higher and net income and total return would have been lower.

⁹Amount less than \$1 million.

Refer to the notes to financial statements.

Financial highlights (continued)

The Tax-Exempt Fund of California

Year ended	Income (loss) from investment operations ¹				Dividends and distributions			Net asset value, end of year	Total return ²	Net assets, end of year (in millions)	Ratio of expenses to average net assets	Ratio of net income to average net assets
	Net asset value, beginning of year	Net investment income	Net gains (losses) on securities (both realized and unrealized)	Total from investment operations	Dividends (from net investment income)	Distributions (from capital gains)	Total dividends and distributions					
Class A:												
1/31/2024 ^{3,4}	\$16.37	\$.24	\$.35	\$.59	\$(.24)	\$ –	\$(.24)	\$16.72	3.64% ⁵	\$1,445	.57% ⁶	2.97% ⁶
7/31/2023	16.72	.44	(.37)	.07	(.42)	–	(.42)	16.37	.49	1,520	.56	2.71
7/31/2022	18.54	.37	(1.75)	(1.38)	(.37)	(.07)	(.44)	16.72	(7.57)	1,677	.57	2.10
7/31/2021	18.29	.38	.32	.70	(.38)	(.07)	(.45)	18.54	3.92	2,033	.58	2.10
7/31/2020	18.08	.43	.30	.73	(.43)	(.09)	(.52)	18.29	4.14	1,941	.61	2.40
7/31/2019	17.43	.50	.65	1.15	(.50)	–	(.50)	18.08	6.73	1,784	.59	2.88
Class C:												
1/31/2024 ^{3,4}	16.37	.17	.35	.52	(.17)	–	(.17)	16.72	3.23 ⁵	25	1.32 ⁶	2.22 ⁶
7/31/2023	16.72	.32	(.37)	(.05)	(.30)	–	(.30)	16.37	(.27)	29	1.31	1.96
7/31/2022	18.54	.24	(1.75)	(1.51)	(.24)	(.07)	(.31)	16.72	(8.26)	39	1.32	1.34
7/31/2021	18.29	.25	.32	.57	(.25)	(.07)	(.32)	18.54	3.14	54	1.33	1.35
7/31/2020	18.08	.30	.30	.60	(.30)	(.09)	(.39)	18.29	3.36	60	1.36	1.65
7/31/2019	17.43	.36	.65	1.01	(.36)	–	(.36)	18.08	5.90	69	1.38	2.10
Class T:												
1/31/2024 ^{3,4}	16.37	.26	.35	.61	(.26)	–	(.26)	16.72	3.79 ^{5,7}	– ⁸	.30 ^{6,7}	3.25 ^{6,7}
7/31/2023	16.72	.49	(.37)	.12	(.47)	–	(.47)	16.37	.76 ⁷	– ⁸	.29 ⁷	2.99 ⁷
7/31/2022	18.54	.41	(1.75)	(1.34)	(.41)	(.07)	(.48)	16.72	(7.35) ⁷	– ⁸	.32 ⁷	2.34 ⁷
7/31/2021	18.29	.43	.32	.75	(.43)	(.07)	(.50)	18.54	4.17 ⁷	– ⁸	.34 ⁷	2.33 ⁷
7/31/2020	18.08	.48	.30	.78	(.48)	(.09)	(.57)	18.29	4.38 ⁷	– ⁸	.37 ⁷	2.62 ⁷
7/31/2019	17.43	.54	.65	1.19	(.54)	–	(.54)	18.08	6.95 ⁷	– ⁸	.39 ⁷	3.09 ⁷
Class F-1:												
1/31/2024 ^{3,4}	16.37	.23	.35	.58	(.23)	–	(.23)	16.72	3.59 ⁵	48	.66 ⁶	2.87 ⁶
7/31/2023	16.72	.43	(.37)	.06	(.41)	–	(.41)	16.37	.40	48	.65	2.63
7/31/2022	18.54	.35	(1.75)	(1.40)	(.35)	(.07)	(.42)	16.72	(7.66)	50	.66	2.00
7/31/2021	18.29	.37	.32	.69	(.37)	(.07)	(.44)	18.54	3.82	64	.67	2.01
7/31/2020	18.08	.42	.30	.72	(.42)	(.09)	(.51)	18.29	4.05	71	.70	2.31
7/31/2019	17.43	.48	.65	1.13	(.48)	–	(.48)	18.08	6.59	72	.72	2.76

Refer to the end of the table for footnotes.

Financial highlights (continued)

The Tax-Exempt Fund of California (continued)

Year ended	Income (loss) from investment operations ¹				Dividends and distributions			Net asset value, end of year	Total return ²	Net assets, end of year (in millions)	Ratio of expenses to average net assets	Ratio of net income to average net assets
	Net asset value, beginning of year	Net investment income	Net gains (losses) on securities (both realized and unrealized)	Total from investment operations	Dividends (from net investment income)	Distributions (from capital gains)	Total dividends and distributions					
Class F-2:												
1/31/2024 ^{3,4}	\$16.37	\$.25	\$.35	\$.60	\$(.25)	\$ –	\$(.25)	\$16.72	3.74% ⁵	\$ 597	.39% ⁶	3.15% ⁶
7/31/2023	16.72	.47	(.37)	.10	(.45)	–	(.45)	16.37	.67	558	.38	2.90
7/31/2022	18.54	.40	(1.75)	(1.35)	(.40)	(.07)	(.47)	16.72	(7.41)	528	.39	2.27
7/31/2021	18.29	.42	.32	.74	(.42)	(.07)	(.49)	18.54	4.10	634	.40	2.27
7/31/2020	18.08	.47	.30	.77	(.47)	(.09)	(.56)	18.29	4.33	547	.42	2.58
7/31/2019	17.43	.53	.65	1.18	(.53)	–	(.53)	18.08	6.88	411	.45	3.02
Class F-3:												
1/31/2024 ^{3,4}	16.37	.26	.35	.61	(.26)	–	(.26)	16.72	3.79% ⁵	714	.30% ⁶	3.24% ⁶
7/31/2023	16.72	.49	(.37)	.12	(.47)	–	(.47)	16.37	.76	589	.29	2.99
7/31/2022	18.54	.42	(1.75)	(1.33)	(.42)	(.07)	(.49)	16.72	(7.32)	432	.30	2.37
7/31/2021	18.29	.43	.32	.75	(.43)	(.07)	(.50)	18.54	4.20	440	.31	2.36
7/31/2020	18.08	.48	.30	.78	(.48)	(.09)	(.57)	18.29	4.42	320	.33	2.67
7/31/2019	17.43	.55	.64	1.19	(.54)	–	(.54)	18.08	6.98	241	.36	3.11

	Six months ended	Year ended July 31,				
	January 31, 2024 ^{3,4,5}	2023	2022	2021	2020	2019
Portfolio turnover rate for all share classes	14%	23%	27%	17%	26%	27%

¹Based on average shares outstanding.

²Total returns exclude any applicable sales charges, including contingent deferred sales charges.

³Based on operations for a period that is less than a full year.

⁴Unaudited.

⁵Not annualized.

⁶Annualized.

⁷All or a significant portion of assets in this class consisted of seed capital invested by CRMC and/or its affiliates. Fees for distribution services are not charged or accrued on these seed capital assets. If such fees were paid by the fund on seed capital assets, fund expenses would have been higher and net income and total return would have been lower.

⁸Amount less than \$1 million.

Refer to the notes to financial statements.

Financial highlights (continued)

American Funds Tax-Exempt Fund of New York

Year ended	Income (loss) from investment operations ¹				Dividends and distributions			Net asset value, end of year	Total return ^{2,3}	Net assets, end of year (in millions)	Ratio of expenses to average net assets before waivers/reimbursements	Ratio of expenses to average net assets after waivers/reimbursements ³	Ratio of net income to average net assets ³
	Net asset value, beginning of year	Net investment income	Net gains (losses) on securities (both realized and unrealized)	Total from investment operations	Dividends (from net investment income)	Distributions (from capital gains)	Total dividends and distributions						
Class A:													
1/31/2024 ^{4,5}	\$ 9.97	\$.15	\$.18	\$.33	\$(.15)	\$ —	\$(.15)	\$10.15	3.32% ⁶	\$184	.69% ⁷	.59% ⁷	3.01% ⁷
7/31/2023	10.19	.27	(.22)	.05	(.27)	—	(.27)	9.97	.51	176	.65	.59	2.72
7/31/2022	11.45	.23	(1.18)	(.95)	(.23)	(.08)	(.31)	10.19	(8.42)	182	.65	.61	2.12
7/31/2021	11.10	.24	.35	.59	(.24)	— ⁸	(.24)	11.45	5.46	208	.67	.62	2.19
7/31/2020	11.02	.27	.07	.34	(.26)	—	(.26)	11.10	3.18	220	.67	.62	2.43
7/31/2019	10.61	.28	.41	.69	(.28)	—	(.28)	11.02	6.57	200	.67	.67	2.60
Class C:													
1/31/2024 ^{4,5}	9.97	.11	.18	.29	(.11)	—	(.11)	10.15	2.94 ⁶	6	1.44 ⁷	1.35 ⁷	2.26 ⁷
7/31/2023	10.19	.19	(.22)	(.03)	(.19)	—	(.19)	9.97	(.25)	8	1.41	1.34	1.96
7/31/2022	11.45	.15	(1.18)	(1.03)	(.15)	(.08)	(.23)	10.19	(9.11)	10	1.40	1.36	1.37
7/31/2021	11.10	.16	.35	.51	(.16)	— ⁸	(.16)	11.45	4.67	11	1.42	1.37	1.43
7/31/2020	11.02	.19	.07	.26	(.18)	—	(.18)	11.10	2.41	10	1.42	1.37	1.68
7/31/2019	10.61	.19	.41	.60	(.19)	—	(.19)	11.02	5.74	12	1.46	1.45	1.81
Class T:													
1/31/2024 ^{4,5}	9.97	.16	.18	.34	(.16)	—	(.16)	10.15	3.48 ^{6,9}	— ¹⁰	.41 ^{7,9}	.31 ^{7,9}	3.30 ^{7,9}
7/31/2023	10.19	.29	(.22)	.07	(.29)	—	(.29)	9.97	.80 ⁹	— ¹⁰	.37 ⁹	.30 ⁹	3.01 ⁹
7/31/2022	11.45	.25	(1.18)	(.93)	(.25)	(.08)	(.33)	10.19	(8.20) ⁹	— ¹⁰	.40 ⁹	.36 ⁹	2.37 ⁹
7/31/2021	11.10	.27	.35	.62	(.27)	— ⁸	(.27)	11.45	5.72 ⁹	— ¹⁰	.42 ⁹	.37 ⁹	2.43 ⁹
7/31/2020	11.02	.30	.07	.37	(.29)	—	(.29)	11.10	3.42 ⁹	— ¹⁰	.42 ⁹	.38 ⁹	2.66 ⁹
7/31/2019	10.61	.30	.41	.71	(.30)	—	(.30)	11.02	6.78 ⁹	— ¹⁰	.47 ⁹	.46 ⁹	2.79 ⁹
Class F-1:													
1/31/2024 ^{4,5}	9.97	.14	.18	.32	(.14)	—	(.14)	10.15	3.26 ⁶	1	.79 ⁷	.73 ⁷	2.88 ⁷
7/31/2023	10.19	.26	(.22)	.04	(.26)	—	(.26)	9.97	.45	1	.71	.64	2.66
7/31/2022	11.45	.23	(1.18)	(.95)	(.23)	(.08)	(.31)	10.19	(8.43)	1	.66	.62	2.10
7/31/2021	11.10	.24	.35	.59	(.24)	— ⁸	(.24)	11.45	5.44 ⁹	3	.69 ⁹	.63 ⁹	2.16 ⁹
7/31/2020	11.02	.27	.07	.34	(.26)	—	(.26)	11.10	3.16 ⁹	2	.68 ⁹	.64 ⁹	2.41 ⁹
7/31/2019	10.61	.27	.41	.68	(.27)	—	(.27)	11.02	6.52 ⁹	2	.72 ⁹	.71 ⁹	2.55 ⁹

Refer to the end of the table for footnotes.

Financial highlights (continued)

American Funds Tax-Exempt Fund of New York (continued)

Year ended	Income (loss) from investment operations ¹				Dividends and distributions			Net asset value, end of year	Total return ^{2,3}	Net assets, end of year (in millions)	Ratio of expenses to average net assets before waivers/reimbursements	Ratio of expenses to average net assets after waivers/reimbursements ³	Ratio of net income to average net assets ³
	Net asset value, beginning of year	Net investment income	Net gains (losses) on securities (both realized and unrealized)	Total from investment operations	Dividends (from net investment income)	Distributions (from capital gains)	Total dividends and distributions						
Class F-2:													
1/31/2024 ^{4,5}	\$ 9.97	\$.15	\$.18	\$.33	\$ (.15)	\$ –	\$ (.15)	\$10.15	3.42% ⁶	\$ 36	.50% ⁷	.40% ⁷	3.20% ⁷
7/31/2023	10.19	.28	(.22)	.06	(.28)	–	(.28)	9.97	.69	28	.47	.41	2.90
7/31/2022	11.45	.25	(1.18)	(.93)	(.25)	(.08)	(.33)	10.19	(8.26)	27	.48	.43	2.30
7/31/2021	11.10	.26	.35	.61	(.26)	– ⁸	(.26)	11.45	5.65	31	.49	.44	2.36
7/31/2020	11.02	.29	.07	.36	(.28)	–	(.28)	11.10	3.36	27	.49	.45	2.60
7/31/2019	10.61	.29	.41	.70	(.29)	–	(.29)	11.02	6.74	29	.51	.51	2.75
Class F-3:													
1/31/2024 ^{4,5}	9.97	.16	.18	.34	(.16)	–	(.16)	10.15	3.48% ⁶	44	.41% ⁷	.30% ⁷	3.30% ⁷
7/31/2023	10.19	.29	(.22)	.07	(.29)	–	(.29)	9.97	.79	39	.36	.31	3.01
7/31/2022	11.45	.26	(1.18)	(.92)	(.26)	(.08)	(.34)	10.19	(8.16)	40	.37	.33	2.41
7/31/2021	11.10	.28	.35	.63	(.28)	– ⁸	(.28)	11.45	5.76	39	.39	.34	2.46
7/31/2020	11.02	.31	.07	.38	(.30)	–	(.30)	11.10	3.46	33	.39	.35	2.71
7/31/2019	10.61	.30	.41	.71	(.30)	–	(.30)	11.02	6.83	32	.42	.42	2.84

	Six months ended January 31, 2024 ^{4,5,6}	Year ended July 31,				
		2023	2022	2021	2020	2019
Portfolio turnover rate for all share classes	11%	29%	22%	24%	27%	16%

¹Based on average shares outstanding.

²Total returns exclude any applicable sales charges, including contingent deferred sales charges.

³This column reflects the impact, if any, of certain waivers/reimbursements from CRMC. During one of the years shown, CRMC waived a portion of investment advisory services fees and during the years shown reimbursed a portion of miscellaneous fees and expenses.

⁴Based on operations for a period that is less than a full year.

⁵Unaudited.

⁶Not annualized.

⁷Annualized.

⁸Amount less than \$.01.

⁹All or a significant portion of assets in this class consisted of seed capital invested by CRMC and/or its affiliates. Fees for distribution services are not charged or accrued on these seed capital assets. If such fees were paid by the fund on seed capital assets, fund expenses would have been higher and net income and total return would have been lower.

¹⁰Amount less than \$1 million.

Refer to the notes to financial statements.

As a fund shareholder, you incur two types of costs: (1) transaction costs, such as initial sales charges on purchase payments and contingent deferred sales charges on redemptions (loads), and (2) ongoing costs, including management fees, distribution and service (12b-1) fees, and other expenses. This example is intended to help you understand your ongoing costs (in dollars) of investing in the fund so you can compare these costs with the ongoing costs of investing in other mutual funds. The example is based on an investment of \$1,000 invested at the beginning of the period and held for the entire six-month period (August 1, 2023, through January 31, 2024).

Actual expenses:

The first line of each share class in the tables on the following pages provides information about actual account values and actual expenses. You may use the information in this line, together with the amount you invested, to estimate the expenses that you paid over the period. Simply divide your account value by \$1,000 (for example, an \$8,600 account value divided by \$1,000 = 8.6), then multiply the result by the number in the first line under the heading titled "Expenses paid during period" to estimate the expenses you paid on your account during this period.

Hypothetical example for comparison purposes:

The second line of each share class in the tables on the following pages provides information about hypothetical account values and hypothetical expenses based on the actual expense ratio for the share class and an assumed rate of return of 5.00% per year before expenses, which is not the actual return of the share class. The hypothetical account values and expenses may not be used to estimate the actual ending account balance or expenses you paid for the period. You may use this information to compare the ongoing costs of investing in the fund and other funds. To do so, compare this 5.00% hypothetical example with the 5.00% hypothetical examples that appear in the shareholder reports of the other funds.

Notes:

Class F-1, F-2 and F-3 shareholders may be subject to fees charged by financial intermediaries, typically ranging from 0.75% to 1.50% of assets annually depending on services offered. You can estimate the impact of these fees by adding the amount of the fees to the total estimated expenses you paid on your account during the period as calculated above. In addition, your ending account value would be lower by the amount of these fees.

Note that the expenses shown in the tables on the following pages are meant to highlight your ongoing costs only and do not reflect any transactional costs, such as sales charges (loads). Therefore, the second line of each share class in the tables is useful in comparing ongoing costs only and will not help you determine the relative total costs of owning different funds. In addition, if these transactional costs were included, your costs would have been higher.

Expense example (continued)

American Funds Short-Term Tax-Exempt Bond Fund

	Beginning account value 8/1/2023	Ending account value 1/31/2024	Expenses paid during period*	Annualized expense ratio
Class A - actual return	\$1,000.00	\$1,023.08	\$2.19	.43%
Class A - assumed 5% return	1,000.00	1,023.04	2.19	.43
Class T - actual return	1,000.00	1,023.93	1.38	.27
Class T - assumed 5% return	1,000.00	1,023.84	1.38	.27
Class F-1 - actual return	1,000.00	1,022.18	3.06	.60
Class F-1 - assumed 5% return	1,000.00	1,022.18	3.06	.60
Class F-2 - actual return	1,000.00	1,023.70	1.58	.31
Class F-2 - assumed 5% return	1,000.00	1,023.64	1.58	.31
Class F-3 - actual return	1,000.00	1,024.03	1.22	.24
Class F-3 - assumed 5% return	1,000.00	1,024.00	1.22	.24
Class R-6 - actual return	1,000.00	1,024.06	1.22	.24
Class R-6 - assumed 5% return	1,000.00	1,024.00	1.22	.24

Limited Term Tax-Exempt Bond Fund of America

	Beginning account value 8/1/2023	Ending account value 1/31/2024	Expenses paid during period*	Annualized expense ratio
Class A - actual return	\$1,000.00	\$1,026.15	\$3.06	.60%
Class A - assumed 5% return	1,000.00	1,022.18	3.06	.60
Class C - actual return	1,000.00	1,022.57	6.63	1.30
Class C - assumed 5% return	1,000.00	1,018.65	6.61	1.30
Class T - actual return	1,000.00	1,027.76	1.53	.30
Class T - assumed 5% return	1,000.00	1,023.69	1.53	.30
Class F-1 - actual return	1,000.00	1,026.03	3.22	.63
Class F-1 - assumed 5% return	1,000.00	1,022.03	3.21	.63
Class F-2 - actual return	1,000.00	1,027.36	1.89	.37
Class F-2 - assumed 5% return	1,000.00	1,023.34	1.89	.37
Class F-3 - actual return	1,000.00	1,027.93	1.33	.26
Class F-3 - assumed 5% return	1,000.00	1,023.89	1.33	.26
Class R-6 - actual return	1,000.00	1,027.93	1.33	.26
Class R-6 - assumed 5% return	1,000.00	1,023.89	1.33	.26

Refer to the end of the tables for footnote.

Expense example (continued)

The Tax-Exempt Bond Fund of America

	Beginning account value 8/1/2023	Ending account value 1/31/2024	Expenses paid during period*	Annualized expense ratio
Class A - actual return	\$1,000.00	\$1,034.06	\$2.72	.53%
Class A - assumed 5% return	1,000.00	1,022.53	2.70	.53
Class C - actual return	1,000.00	1,029.95	6.55	1.28
Class C - assumed 5% return	1,000.00	1,018.75	6.51	1.28
Class T - actual return	1,000.00	1,035.49	1.44	.28
Class T - assumed 5% return	1,000.00	1,023.79	1.43	.28
Class F-1 - actual return	1,000.00	1,033.62	3.13	.61
Class F-1 - assumed 5% return	1,000.00	1,022.13	3.11	.61
Class F-2 - actual return	1,000.00	1,035.05	1.80	.35
Class F-2 - assumed 5% return	1,000.00	1,023.44	1.79	.35
Class F-3 - actual return	1,000.00	1,035.62	1.28	.25
Class F-3 - assumed 5% return	1,000.00	1,023.95	1.28	.25
Class R-6 - actual return	1,000.00	1,035.62	1.28	.25
Class R-6 - assumed 5% return	1,000.00	1,023.95	1.28	.25

American High-Income Municipal Bond Fund

	Beginning account value 8/1/2023	Ending account value 1/31/2024	Expenses paid during period*	Annualized expense ratio
Class A - actual return	\$1,000.00	\$1,041.59	\$3.34	.65%
Class A - assumed 5% return	1,000.00	1,021.93	3.31	.65
Class C - actual return	1,000.00	1,037.56	7.09	1.38
Class C - assumed 5% return	1,000.00	1,018.25	7.02	1.38
Class T - actual return	1,000.00	1,043.07	1.96	.38
Class T - assumed 5% return	1,000.00	1,023.29	1.94	.38
Class F-1 - actual return	1,000.00	1,041.32	3.55	.69
Class F-1 - assumed 5% return	1,000.00	1,021.73	3.52	.69
Class F-2 - actual return	1,000.00	1,042.77	2.21	.43
Class F-2 - assumed 5% return	1,000.00	1,023.04	2.19	.43
Class F-3 - actual return	1,000.00	1,043.33	1.70	.33
Class F-3 - assumed 5% return	1,000.00	1,023.54	1.68	.33
Class R-6 - actual return	1,000.00	1,043.33	1.65	.32
Class R-6 - assumed 5% return	1,000.00	1,023.59	1.63	.32

Refer to the end of the tables for footnote.

Expense example (continued)

The Tax-Exempt Fund of California

	Beginning account value 8/1/2023	Ending account value 1/31/2024	Expenses paid during period*	Annualized expense ratio
Class A - actual return	\$1,000.00	\$1,036.39	\$2.93	.57%
Class A - assumed 5% return	1,000.00	1,022.33	2.91	.57
Class C - actual return	1,000.00	1,032.29	6.76	1.32
Class C - assumed 5% return	1,000.00	1,018.55	6.72	1.32
Class T - actual return	1,000.00	1,037.91	1.54	.30
Class T - assumed 5% return	1,000.00	1,023.69	1.53	.30
Class F-1 - actual return	1,000.00	1,035.87	3.39	.66
Class F-1 - assumed 5% return	1,000.00	1,021.88	3.36	.66
Class F-2 - actual return	1,000.00	1,037.39	2.00	.39
Class F-2 - assumed 5% return	1,000.00	1,023.24	1.99	.39
Class F-3 - actual return	1,000.00	1,037.88	1.54	.30
Class F-3 - assumed 5% return	1,000.00	1,023.69	1.53	.30

American Funds Tax-Exempt Fund of New York

	Beginning account value 8/1/2023	Ending account value 1/31/2024	Expenses paid during period*	Annualized expense ratio
Class A - actual return	\$1,000.00	\$1,033.25	\$3.02	.59%
Class A - assumed 5% return	1,000.00	1,022.23	3.01	.59
Class C - actual return	1,000.00	1,029.35	6.91	1.35
Class C - assumed 5% return	1,000.00	1,018.40	6.87	1.35
Class T - actual return	1,000.00	1,034.75	1.59	.31
Class T - assumed 5% return	1,000.00	1,023.64	1.58	.31
Class F-1 - actual return	1,000.00	1,032.64	3.74	.73
Class F-1 - assumed 5% return	1,000.00	1,021.53	3.72	.73
Class F-2 - actual return	1,000.00	1,034.22	2.05	.40
Class F-2 - assumed 5% return	1,000.00	1,023.19	2.04	.40
Class F-3 - actual return	1,000.00	1,034.75	1.54	.30
Class F-3 - assumed 5% return	1,000.00	1,023.69	1.53	.30

*The "expenses paid during period" are equal to the "annualized expense ratio," multiplied by the average account value over the period, multiplied by the number of days in the period, and divided by 365 (to reflect the one-half year period).

The funds have adopted a liquidity risk management program (the "program"). Each fund's board has designated Capital Research and Management Company ("CRMC") as the administrator of the program. Personnel of CRMC or its affiliates conduct the day-to-day operation of the program pursuant to policies and procedures administered by the Capital Group Liquidity Risk Management Committee.

Under the program, CRMC manages each fund's liquidity risk, which is the risk that the fund could not meet shareholder redemption requests without significant dilution of remaining shareholders' interests in the fund. This risk is managed by monitoring the degree of liquidity of each fund's investments, limiting the amount of each fund's illiquid investments, and utilizing various risk management tools and facilities available to each fund for meeting shareholder redemptions, among other means. CRMC's process of determining the degree of liquidity of each fund's investments is supported by one or more third-party liquidity assessment vendors.

Each fund's board reviewed a report prepared by CRMC regarding the operation and effectiveness of the program for the period October 1, 2022, through September 30, 2023. No significant liquidity events impacting any of the funds were noted in the report. In addition, CRMC provided its assessment that the program had been effective in managing each fund's liquidity risk.

This page was intentionally left blank.

This page was intentionally left blank.

This page was intentionally left blank.

Offices of the funds

STEX, LTEX, TEBF, AHIM, TECCA
333 South Hope Street
Los Angeles, CA 90071-1406

TEFNY

6455 Irvine Center Drive
Irvine, CA 92618-4518

Investment adviser

Capital Research and Management Company
333 South Hope Street
Los Angeles, CA 90071-1406

Transfer agent for shareholder accounts

American Funds Service Company
(Write to the address nearest you.)

P.O. Box 6007
Indianapolis, IN 46206-6007

P.O. Box 2280
Norfolk, VA 23501-2280

Counsel

Morgan, Lewis & Bockius LLP
One Federal Street
Boston, MA 02110-1726

Custodians of assets

STEX, LTEX, TEBF, AHIM, TECCA
JPMorgan Chase Bank
270 Park Avenue
New York, NY 10017-2070

TEFNY

State Street Bank and Trust Company
One Lincoln Street
Boston, MA 02111-2900

Independent registered public accounting firm

PricewaterhouseCoopers LLP
601 South Figueroa Street
Los Angeles, CA 90017-3874

Principal underwriter

American Funds Distributors, Inc.
333 South Hope Street
Los Angeles, CA 90071-1406

Investors should carefully consider investment objectives, risks, charges and expenses. This and other important information is contained in the funds' prospectus and summary prospectuses, which can be obtained from your financial professional and should be read carefully before investing. You may also call American Funds Service Company (AFS) at (800) 421-4225 or refer to the Capital Group website at capitalgroup.com.

"American Funds Proxy Voting Procedures and Principles" – which describes how we vote proxies relating to portfolio securities – is available on our website or upon request by calling AFS. Each fund files its proxy voting record with the U.S. Securities and Exchange Commission (SEC) for the 12 months ended June 30 by August 31. The proxy voting record is available free of charge on the SEC website at sec.gov and on our website.

Each fund files a complete list of its portfolio holdings with the SEC for the first and third quarters of each fiscal year on Form NPORT-P. The list of portfolio holdings is available free of charge on the SEC website and on our website.

This report is for the information of shareholders of American Funds Short-Term Tax-Exempt Bond Fund, Limited Term Tax-Exempt Bond Fund of America, The Tax-Exempt Bond Fund of America, American High-Income Municipal Bond Fund, The Tax-Exempt Fund of California and American Funds Tax-Exempt Fund of New York, but it also may be used as sales literature when preceded or accompanied by the current prospectus or summary prospectus, which gives details about charges, expenses, investment objectives and operating policies of the funds. If used as sales material after March 31, 2024, this report must be accompanied by an American Funds statistical update for the most recently completed calendar quarter.

BLOOMBERG® is a trademark and service mark of Bloomberg Finance L.P. and its affiliates (collectively "Bloomberg"). Bloomberg or Bloomberg's licensors own all proprietary rights in the Bloomberg Indices. Neither Bloomberg nor Bloomberg's licensors approves or endorses this material, or guarantees the accuracy or completeness of any information herein, or makes any warranty, express or implied, as to the results to be obtained therefrom and, to the maximum extent allowed by law, neither shall have any liability or responsibility for injury or damages arising in connection therewith.

American Funds Distributors, Inc.

The Capital Advantage[®]

Since 1931, Capital Group, home of American Funds, has helped investors pursue long-term investment success. Our consistent approach – in combination with The Capital System[™] – has resulted in superior outcomes.

Aligned with investor success

We base our decisions on a long-term perspective, which we believe aligns our goals with the interests of our clients. Our portfolio managers average 28 years of investment industry experience, including 22 years at our company, reflecting a career commitment to our long-term approach.¹

The Capital System

The Capital System combines individual accountability with teamwork. Funds using The Capital System are divided into portions that are managed independently by investment professionals with diverse backgrounds, ages and investment approaches. An extensive global research effort is the backbone of our system.

American Funds' superior outcomes

Equity-focused funds have beaten their Lipper peer indexes in 84% of 10-year periods and 97% of 20-year periods.² Relative to their peers, our fixed income funds have helped investors achieve better diversification through attention to correlation between bonds and equities.³ Fund management fees have been among the lowest in the industry.⁴

¹ Investment industry experience as of December 31, 2023.

² Based on Class F-2 share results for rolling monthly 10- and 20-year periods starting with the first 10- or 20-year period after each mutual fund's inception through December 31, 2023. Periods covered are the shorter of the fund's lifetime or since the comparable Lipper index inception date (except Capital Income Builder and SMALLCAP World Fund, for which the Lipper average was used). Expenses differ for each share class, so results will vary. Past results are not predictive of results in future periods.

³ Based on Class F-2 share results as of December 31, 2023. Thirteen of the 18 fixed income American Funds that have been in existence for the three-year period showed a three-year correlation lower than their respective Morningstar peer group averages. S&P 500 Index was used as an equity market proxy. Correlation based on monthly total returns. Correlation is a statistical measure of how a security and an index move in relation to each other. A correlation ranges from -1 to 1. A positive correlation close to 1 implies that as one moved, either up or down, the other moved in "lockstep," in the same direction. A negative correlation close to -1 indicates the two have moved in the opposite direction.

⁴ On average, our mutual fund management fees were in the lowest quintile 55% of the time, based on the 20-year period ended December 31, 2023, versus comparable Lipper categories, excluding funds of funds.

Class F-2 shares were first offered on August 1, 2008. Class F-2 share results prior to the date of first sale are hypothetical based on the results of the original share class of the fund without a sales charge, adjusted for typical estimated expenses. Results for certain funds with an inception date after August 1, 2008, also include hypothetical returns because those funds' Class F-2 shares sold after the funds' date of first offering. Refer to [capitalgroup.com](https://www.capitalgroup.com) for more information on specific expense adjustments and the actual dates of first sale.

Capital Group manages equity assets through three investment groups. These groups make investment and proxy voting decisions independently. Fixed income investment professionals provide fixed income research and investment management across the Capital organization; however, for securities with equity characteristics, they act solely on behalf of one of the three equity investment groups.

All Capital Group trademarks mentioned are owned by The Capital Group Companies, Inc., an affiliated company or fund. All other company and product names mentioned are the property of their respective companies.