



This form should be used only for an event that is reportable to the IRS, such as the removal of funds from an IRA (traditional, Roth, SIMPLE, SIMPLE Plus or SEP/SARSEP) via a single distribution. For any other type of distribution, please call (800) 421-4225 to obtain appropriate forms.

1 Account owner information

First name _____ MI _____ Last _____ Account number or plan ID _____

Address _____ City _____ State _____ ZIP _____

Email address* _____ () _____ Daytime phone _____

Citizenship: U.S. citizen U.S. resident alien Nonresident alien (Submit an IRS Form W-8BEN.)

*Your privacy is important to us. For information on our privacy policies, visit www.capitalgroup.com.

2 Instructions

Select one:

Full liquidation (Proceed to Section 3.) **OR** Partial distribution (Complete the information below.*)

Fund name or number	Amount	Percentage
_____	\$ _____	OR _____%
_____	\$ _____	OR _____%
_____	\$ _____	OR _____%
_____	\$ _____	OR _____%

* To avoid delays in processing your request, be sure that the distribution will not reduce any fund balance below the established fund minimums that must be met and maintained. **The fund minimums are \$1,000 for the money market fund or \$250 each for all other funds.** For fund names and numbers, review your statement or access your account at www.capitalgroup.com.

SIMPLE IRA Plus participants:

If your account contains both pre-tax and Roth (after-tax) contributions and you are requesting a partial distribution:

- To take assets proportionately from all funds in both pre-tax and Roth assets: Provide the dollar amount on the first line in the "Amount" column. Do not complete the "Fund name or number" or "Percentage" fields.
- To specify how the distribution will be taken: Provide instructions on a separate page or write the contribution type (pre-tax or Roth) to the right of the "Percentage" column. You must indicate the fund name(s) or number(s), amount(s) or percentage(s), and contribution type(s) (pre-tax or Roth).



3 Federal income tax withholding

If you are a nonresident alien (NRA), 30% NRA withholding may apply to the distribution.

Note: A portion of your Roth IRA distribution may be taxable; contact your tax advisor for guidance.

Federal law requires us to withhold income tax equal to 10% of the distribution **unless** you elect otherwise using the check boxes below. **Taxes are withheld from the total amount requested.** Refer to IRS Form W-4R for additional information. Insufficient withholding or underpayment of estimated taxes may result in IRS penalties.

DO NOT withhold federal taxes. Your U.S. residence address is required to honor this request (**no P.O. boxes**).

_____ Residence address (physical address required — **no P.O. boxes**) _____ City _____ State _____ ZIP

Withhold federal taxes from the total distribution at the rate of _____% (Whole % only)*

*Rates that include decimals will be rounded to the nearest whole number.

SIMPLE IRA Plus participants:

If your account contains both pre-tax and Roth (after-tax) contributions, your federal and state tax withholding election will apply to the entire distribution amount unless alternate instructions are provided.

4 State income tax withholding

If your state requires withholding or if the amount you enter below is less than the minimum for your state, CB&T will withhold at least the minimum state tax. CB&T does not withhold taxes for all states.

DO NOT withhold Withhold _____% **OR** \$ _____

Note: To review the impacts of withholding for your state of residence, visit www.capitalgroup.com/statetax or speak with your tax advisor.

5 Method of payment (How do you want to receive the funds?)
Select one.

- A. Electronically deposit the distribution into my bank account. **A signature guarantee may be required in Section 7.** (Payments will be delivered to your bank within three (3) business days of the transaction date. Follow the instructions in Section 6.)
- B. Send a check. (Checks will be sent to the address provided in Section 1 unless alternate information is provided below.)

Payee information — Complete if the check is to be made payable to someone else or will be mailed to an address other than the address of record. **If completed, a signature guarantee is required in Section 7.**

 Name of payee (if applicable)

 Address

 City

 State

 ZIP

6 Bank information

*If you selected electronic deposit in Section 5, attach an unsigned, voided check below. The check you attach **must** be preprinted with the bank name, registration, routing number and account number. **Please do not staple. Read the signature guarantee requirements in Section 7.***

Important:

- The bank information you provide here will be kept on file for future ACH requests. You will receive an acknowledgment as confirmation. If you do not want this information retained and available for future ACH distribution requests, decline here.
- You may cancel the ACH option at any time online at www.capitalgroup.com or by calling us at (800) 421-4225.

Tape your check here.

VOID

John Doe _____ DATE _____
 Bank account registration

PAY TO THE ORDER OF _____ \$ _____
 _____ DOLLARS

Anytown Bank ← Bank name

Bank routing number: | : 999999999 | : Bank account number: 0000000000 | : |

Note: In lieu of a voided check, you may submit a letter from your bank providing the registration, routing number, account number and account type (checking or savings). The letter must be on the bank's letterhead.

7 Authorization and signature guarantee

I direct Capital Bank and Trust Company (CB&T) to make distributions from my account in the manner I have indicated. I have reviewed IRS Form W-4R and assume sole responsibility for the tax consequences of the withholding election. I certify that the above information and attached documentation (if applicable) are accurate and that I am entitled to receive the payments for which I have applied.

If I have agreed to allow American Funds to retain bank information for future ACH requests, I authorize American Funds Service Company®, upon request via phone, fax, or any other means utilizing telecommunications, including wireless or any other type of communication lines by authorized persons with appropriate account information, to **1)** withdraw fund shares from this account and deposit the proceeds into the bank account identified on this document; and/or **2)** secure payments from the bank account into this account. I authorize the bank to accept any such credit or debit to my account without responsibility for its correctness.

In consideration of CB&T acting on such instructions and processing such transactions, or should I not be entitled to all or any part of the payments for which I have applied, I agree to hold harmless and indemnify CB&T; any of its affiliates or mutual funds managed by such affiliates; and each of their respective directors; trustees; officers; employees; and agents from any losses, expenses, costs or liability (including attorney fees) that may be incurred as a result of CB&T acting on such instructions. In addition, if direct deposit payments are requested, I understand that this option may be terminated by me at any time by telephone or written notification to CB&T. The termination request will be effective as soon as CB&T has had reasonable time to act upon it.

_____ **X** _____ / /
 Name of account owner (print) Signature of account owner Date (mm/dd/yyyy)

This document may not be signed using Adobe Acrobat Reader's "fill and sign" feature.

A signature guarantee is required if any of the following apply:

Stamp signature or medallion guarantee here.

- The proceeds are deposited into a bank account not currently associated with a withdrawal option that has been on the account for at least 10 calendar days.
- The check is payable to a third party or mailed to an address that is different than your address of record.
- The check is mailed to your address of record and the address has changed in the last 10 calendar days.
- The distribution amount is more than \$250,000.

If required, a signature guarantee must be performed by a bank, savings association, credit union, member firm of a domestic stock exchange or the Financial Industry Regulatory Authority that is an eligible guarantor institution. **A notary public is NOT an acceptable guarantor.** The guarantee must be in the form of a stamp or a typewritten or handwritten guarantee that is accompanied by a raised corporate seal.

If a signature guarantee is required, this form must be mailed.

If mailing, choose the service center for your state. Mail the form to the Indiana Service Center if you live outside the U.S.



American Funds Service Company
 P.O. Box 6164
 Indianapolis, IN 46206-6164

Overnight mail address
 12711 N. Meridian St.
 Carmel, IN 46032-9181



American Funds Service Company
 P.O. Box 2560
 Norfolk, VA 23501-2560

Overnight mail address
 5300 Robin Hood Rd.
 Norfolk, VA 23513-2430

Investor upload www.capitalgroup.com/submit | **Financial professional upload** www.capitalgroup.com/upload | **Fax** (888) 421-4371


For more information, contact your financial professional, visit www.capitalgroup.com or call us at (800) 421-4225.



1a First name and middle initial _____ Last name _____ 1b Social security number _____
 Address _____
 City or town, state, and ZIP code _____

Your withholding rate is determined by the type of payment you will receive.

- For nonperiodic payments, the default withholding rate is 10%. You can choose to have a different rate by entering a rate between 0% and 100% on line 2. Generally, you can't choose less than 10% for payments to be delivered outside the United States and its territories.
- For an eligible rollover distribution, the default withholding rate is 20%. You can choose a rate greater than 20% by entering the rate on line 2. You may not choose a rate less than 20%.

See page 2 for more information.

2 Complete this line if you would like a rate of withholding that is different from the default withholding rate. See the instructions on page 2 and the Marginal Rate Tables below for additional information. Enter the rate as a whole number (no decimals) 2  %

Sign Here  
 Your signature (This form is not valid unless you sign it.) Date

General Instructions

Section references are to the Internal Revenue Code.

Future developments. For the latest information about any future developments related to Form W-4R, such as legislation enacted after it was published, go to www.irs.gov/FormW4R.

Purpose of form. Complete Form W-4R to have payers withhold the correct amount of federal income tax from your nonperiodic payment or eligible rollover distribution from an employer retirement plan, annuity (including a commercial annuity), or individual retirement arrangement (IRA). See page 2 for the rules and options that are available for each type of payment. Don't use Form W-4R for periodic payments (payments made in installments at regular

intervals over a period of more than 1 year) from these plans or arrangements. Instead, use Form W-4P, Withholding Certificate for Periodic Pension or Annuity Payments. For more information on withholding, see Pub. 505, Tax Withholding and Estimated Tax.

Caution: If you have too little tax withheld, you will generally owe tax when you file your tax return and may owe a penalty unless you make timely payments of estimated tax. If too much tax is withheld, you will generally be due a refund when you file your tax return. Your withholding choice (or an election not to have withholding on a nonperiodic payment) will generally apply to any future payment from the same plan or IRA. Submit a new Form W-4R if you want to change your election.

2024 Marginal Rate Tables

You may use these tables to help you select the appropriate withholding rate for this payment or distribution. Add your income from all sources and use the column that matches your filing status to find the corresponding rate of withholding. See page 2 for more information on how to use this table.

Single or Married filing separately		Married filing jointly or Qualifying surviving spouse		Head of household	
Total income over—	Tax rate for every dollar more	Total income over—	Tax rate for every dollar more	Total income over—	Tax rate for every dollar more
\$0	0%	\$0	0%	\$0	0%
14,600	10%	29,200	10%	21,900	10%
26,200	12%	52,400	12%	38,450	12%
61,750	22%	123,500	22%	85,000	22%
115,125	24%	230,250	24%	122,400	24%
206,550	32%	413,100	32%	213,850	32%
258,325	35%	516,650	35%	265,600	35%
623,950*	37%	760,400	37%	631,250	37%

* If married filing separately, use \$380,200 instead for this 37% rate.

General Instructions (continued)

Nonperiodic payments—10% withholding. Your payer must withhold at a default 10% rate from the taxable amount of nonperiodic payments **unless** you enter a different rate on line 2. Distributions from an IRA that are payable on demand are treated as nonperiodic payments. Note that the default rate of withholding may not be appropriate for your tax situation. You may choose to have no federal income tax withheld by entering “-0-” on line 2. See the specific instructions below for more information. Generally, you are not permitted to elect to have federal income tax withheld at a rate of less than 10% (including “-0-”) on any payments to be delivered outside the United States and its territories.

Note: If you don't give Form W-4R to your payer, you don't provide an SSN, or the IRS notifies the payer that you gave an incorrect SSN, then the payer must withhold 10% of the payment for federal income tax and can't honor requests to have a lower (or no) amount withheld. Generally, for payments that began before 2024, your current withholding election (or your default rate) remains in effect unless you submit a Form W-4R.

Eligible rollover distributions—20% withholding. Distributions you receive from qualified retirement plans (for example, 401(k) plans and section 457(b) plans maintained by a governmental employer) or tax-sheltered annuities that are eligible to be rolled over to an IRA or qualified plan are subject to a 20% default rate of withholding on the taxable amount of the distribution. You can't choose withholding at a rate of less than 20% (including “-0-”). Note that the default rate of withholding may be too low for your tax situation. You may choose to enter a rate higher than 20% on line 2. Don't give Form W-4R to your payer unless you want more than 20% withheld.

Note that the following payments are **not** eligible rollover distributions for purposes of these withholding rules:

- Qualifying “hardship” distributions;
- Distributions required by federal law, such as required minimum distributions;
- Generally, distributions from a pension-linked emergency savings account;
- Eligible distributions to a domestic abuse victim;
- Qualified disaster recovery distributions;
- Qualified birth or adoption distributions; and
- Emergency personal expense distributions.

See Pub. 505 for details. See also *Nonperiodic payments—10% withholding* above.

Payments to nonresident aliens and foreign estates. Do not use Form W-4R. See Pub. 515, *Withholding of Tax on Nonresident Aliens and Foreign Entities*, and Pub. 519, *U.S. Tax Guide for Aliens*, for more information.

Tax relief for victims of terrorist attacks. If your disability payments for injuries incurred as a direct result of a terrorist attack are not taxable, enter “-0-” on line 2. See Pub. 3920, *Tax Relief for Victims of Terrorist Attacks*, for more details.

Specific Instructions

Line 1b

For an estate, enter the estate's employer identification number (EIN) in the area reserved for “Social security number.”

Line 2

More withholding. If you want more than the default rate withheld from your payment, you may enter a higher rate on line 2.

Less withholding (nonperiodic payments only). If permitted, you may enter a lower rate on line 2 (including “-0-”) if you want less than the 10% default rate withheld from your payment. If you have already paid, or plan to pay, your tax on this payment through other withholding or estimated tax payments, you may want to enter “-0-”.

Suggestion for determining withholding. Consider using the Marginal Rate Tables on page 1 to help you select the appropriate withholding rate for this payment or distribution. The tables are most accurate if the appropriate amount of tax on all other sources of income, deductions, and credits has been paid through other withholding or estimated tax payments. If the appropriate amount of tax on those sources of income has not been paid through other withholding or estimated tax payments, you can pay that tax through withholding on this payment by entering a rate that is greater than the rate in the Marginal Rate Tables.

The marginal tax rate is the rate of tax on each additional dollar of income you receive above a particular amount of income. You can use the table for your filing status as a guide to find a rate of withholding for amounts above the total income level in the table.

To determine the appropriate rate of withholding from the table, do the following. Step 1: Find the rate that corresponds with your total income not including the payment. Step 2: Add your total income and the taxable amount of the payment and find the corresponding rate.

If these two rates are the same, enter that rate on line 2. (See *Example 1* below.)

If the two rates differ, multiply (a) the amount in the lower rate bracket by the rate for that bracket, and (b) the amount in the higher rate bracket by the rate for that bracket. Add these two numbers; this is the expected tax for this payment. To get the rate to have withheld, divide this amount by the taxable amount of the payment. Round up to the next whole number and enter that rate on line 2. (See *Example 2* below.)

If you prefer a simpler approach (but one that may lead to overwithholding), find the rate that corresponds to your total income including the payment and enter that rate on line 2.

Examples. Assume the following facts for *Examples 1* and *2*. Your filing status is single. You expect the taxable amount of your payment to be \$20,000. Appropriate amounts have been withheld for all other sources of income and any deductions or credits.

Example 1. You expect your total income to be \$62,000 without the payment. Step 1: Because your total income without the payment, \$62,000, is greater than \$61,750 but less than \$115,125, the corresponding rate is 22%. Step 2: Because your total income with the payment, \$82,000, is greater than \$61,750 but less than \$115,125, the corresponding rate is 22%. Because these two rates are the same, enter “22” on line 2.

Example 2. You expect your total income to be \$43,700 without the payment. Step 1: Because your total income without the payment, \$43,700, is greater than \$26,200 but less than \$61,750, the corresponding rate is 12%. Step 2: Because your total income with the payment, \$63,700, is

greater than \$61,750 but less than \$115,125, the corresponding rate is 22%. The two rates differ. \$18,050 of the \$20,000 payment is in the lower bracket (\$61,750 less your total income of \$43,700 without the payment), and \$1,950 is in the higher bracket (\$20,000 less the \$18,050 that is in the lower bracket). Multiply \$18,050 by 12% to get \$2,166. Multiply \$1,950 by 22% to get \$429. The sum of these two amounts is \$2,595. This is the estimated tax on your payment. This amount corresponds to 13% of the \$20,000 payment (\$2,595 divided by \$20,000). Enter "13" on line 2.

Privacy Act and Paperwork Reduction Act Notice. We ask for the information on this form to carry out the Internal Revenue laws of the United States. You are required to provide this information only if you want to (a) request additional federal income tax withholding from your nonperiodic payment(s) or eligible rollover distribution(s); (b) choose not to have federal income tax withheld from your nonperiodic payment(s), when permitted; or (c) change a previous Form W-4R (or a previous Form W-4P that you completed with respect to your nonperiodic payments or eligible rollover distributions). To do any of the aforementioned, you are required by sections 3405(e) and 6109 and their regulations to provide the information requested on this form. Failure to provide this information may result in inaccurate withholding on your payment(s).

Failure to provide a properly completed form will result in your payment(s) being subject to the default rate; providing fraudulent information may subject you to penalties.

Routine uses of this information include giving it to the Department of Justice for civil and criminal litigation, and to cities, states, the District of Columbia, and U.S. commonwealths and territories for use in administering their tax laws. We may also disclose this information to other countries under a tax treaty, to federal and state agencies to enforce federal nontax criminal laws, or to federal law enforcement and intelligence agencies to combat terrorism.

You are not required to provide the information requested on a form that is subject to the Paperwork Reduction Act unless the form displays a valid OMB control number. Books or records relating to a form or its instructions must be retained as long as their contents may become material in the administration of any Internal Revenue law. Generally, tax returns and return information are confidential, as required by section 6103.

The average time and expenses required to complete and file this form will vary depending on individual circumstances. For estimated averages, see the instructions for your income tax return.

If you have suggestions for making this form simpler, we would be happy to hear from you. See the instructions for your income tax return.