

Capital Group Active-Passive Moderate Growth Model

Data as of July 31, 2024



Seeks to provide long-term growth of capital using both active and passive investments

Model description

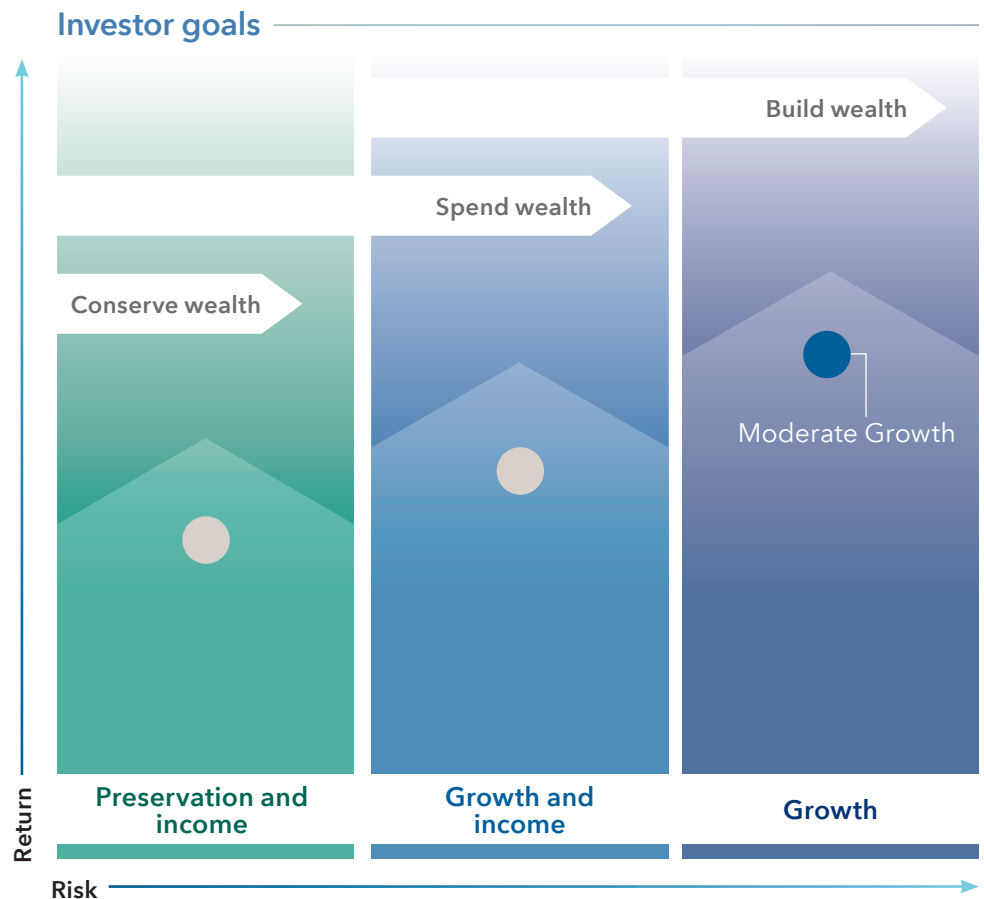
Seeks long-term growth of capital primarily through exposure to equities, with a modest allocation to fixed income to provide diversification from equities. Uses active American Funds® mutual funds, Capital Group exchange-traded funds (ETFs) and passive ETFs.

Created by Capital Group

In creating the Capital Group Active-Passive Moderate Growth Model, our seasoned portfolio managers relied on their in-depth understanding of the underlying funds. The models are constructed and monitored by the Portfolio Solutions Committee, with support from the Capital Solutions Group, while the underlying funds are managed by their respective portfolio managers. The Portfolio Solutions Committee has an average of 31 years of investment industry experience.*

For investors who ...

- Seek a broadly diversified portfolio with majority exposure to stocks with some bonds.
- Seek wealth accumulation and can withstand market fluctuations over the long-term.
- Could benefit from further diversifying their equity allocations.
- Value a diversified and experienced active investment manager, complemented by passive investment strategies, to help them accomplish their goals.



*As of December 31, 2023

Model portfolios are only available through registered investment advisers. This content is intended for registered investment advisers and their clients.

Model portfolios are provided to financial intermediaries who may or may not recommend them to clients. The portfolios consist of an allocation of funds for investors to consider and are not intended to be investment recommendations. The portfolios are asset allocations designed for individuals with different time horizons, investment objectives and risk profiles. Allocations may change and may not achieve investment objectives. If a cash allocation is not reflected in a model, the intermediary may choose to add one. Capital Group does not have investment discretion or authority over investment allocations in client accounts. Rebalancing approaches may differ depending on where the account is held. Investors should talk to their financial professional for information on other investment alternatives that may be available. In making investment decisions, investors should consider their other assets, income and investments.

Investments are not FDIC-insured, nor are they deposits of or guaranteed by a bank or any other entity, so they may lose value.

Underlying funds

	Weight (%)
Capital Group Growth ETF (CGGR)	18
Vanguard Total World Stock Index Fund ETF (VT)	14
Capital Group Core Balanced ETF (CGBL)	11
Capital Group Global Growth Equity ETF (CGGO)	11
Capital Group Core Equity ETF (CGUS)	8
SMALLCAP World Fund®	8
Vanguard Growth Index Fund ETF (VUG)	8
Capital World Growth and Income Fund®	7
Capital Group Dividend Growers ETF (CGDG)	5
Capital Group Core Bond ETF (CGCB)	4
iShares Core S&P 500 ETF (IVV)	4
Vanguard Total International Bond Index Fund ETF (BNDX)	2

Top five industry

	at 7/31/24
Semiconductors & semiconductor equipment	10.4%
Software	8.0
Interactive media & services	6.7
Technology hardware, storage & peripherals	3.8
Aerospace & defense	3.8

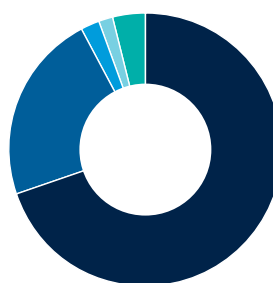
Top five equity holdings

	at 7/31/24
Microsoft	4.6%
Apple	3.1
Meta Platforms	3.0
Alphabet	3.0
NVIDIA	2.9

Fixed income quality breakdown³

	at 7/31/24
Investment grade (BBB/Baa and above)	86.2%
Non-Investment grade (BB/Ba and below)	13.9

Capital Group Active-Passive Moderate Growth Model



as of 7/31/24	Asset mix (%) ¹
Total equities	
U.S. equities	69.8
Non-U.S. developed equities	22.5
Total fixed income	
U.S. fixed income	3.8
Non-U.S. fixed income	2.3
Cash and equivalents ²	1.6

The Portfolio Solutions Committee

This model is actively monitored by the committee – a group of senior investment professionals with varied backgrounds and approaches, and decades of investment industry experience. They regularly review the model's results and holdings to keep it aligned with its objectives.



Alan Berro
38 years



Michelle Black
29 years



Brittain Ezzes
26 years




Samir Mathur
31 years



Wesley Phoa
30 years



John Queen
34 years



Andrew Suzman
30 years

Investment industry experience as of December 31, 2023.

¹Totals may not reconcile due to rounding.

²For American Funds and Capital Group ETFs, cash and equivalents includes short-term securities, accrued income and other assets less liabilities. It may also include investments in money market or similar funds managed by the investment adviser or its affiliates that are not offered to the public.

³Bond ratings are based on a model portfolio's underlying funds' holdings and investment policies. Bond ratings, which typically range from AAA/Aaa (highest) to D (lowest), are assigned by credit rating agencies such as Standard & Poor's, Moody's and/or Fitch, as an indication of an issuer's creditworthiness. For most American Funds and Capital Group ETFs, if agency ratings differ, a security will be considered to have received the highest of those ratings; and securities in the Unrated category have not been rated by a rating agency, however, the investment adviser performs its own credit analysis and assigns comparable ratings that are used for compliance with applicable investment policies. Please see each fund's most recent prospectus for details.

Model portfolios are subject to the risks associated with the underlying funds in the model portfolio. Investors should carefully consider investment objectives, risks, fees and expenses of the funds in the model portfolio, which are contained in the fund prospectuses. Investing outside the United States involves risks, such as currency fluctuations, periods of illiquidity and price volatility. These risks may be heightened in connection with investments in developing countries. Small-company stocks entail additional risks, and they can fluctuate in price more than larger company stocks. The return of principal for bond funds and for funds with significant underlying bond holdings is not guaranteed. Fund shares are subject to the same interest rate, inflation and credit risks associated with the underlying bond holdings. Lower rated bonds are subject to greater fluctuations in value and risk of loss of income and principal than higher rated bonds. The use of derivatives involves a variety of risks, which may be different from, or greater than, the risks associated with investing in traditional securities, such as stocks and bonds. A nondiversified fund has the ability to invest a larger percentage of assets in securities of individual issuers than a diversified fund. As a result, a single issuer could adversely affect a nondiversified fund's results more than if the fund invested a smaller percentage of assets in securities of that issuer. See the applicable prospectus for details.

Portfolios are managed, so holdings will change. Holdings-based information is based on the weighted average of the underlying funds.

All Capital Group trademarks mentioned are owned by The Capital Group Companies, Inc., an affiliated company or fund. All other company and product names mentioned are the property of their respective companies.

This content, developed by Capital Group, home of American Funds, should not be used as a primary basis for investment decisions and is not intended to serve as impartial investment or fiduciary advice.

Lit. No. MFGEOS-325-0924P Printed in USA CGD/TM/10743-S99985 © 2024 Capital Group. All rights reserved.